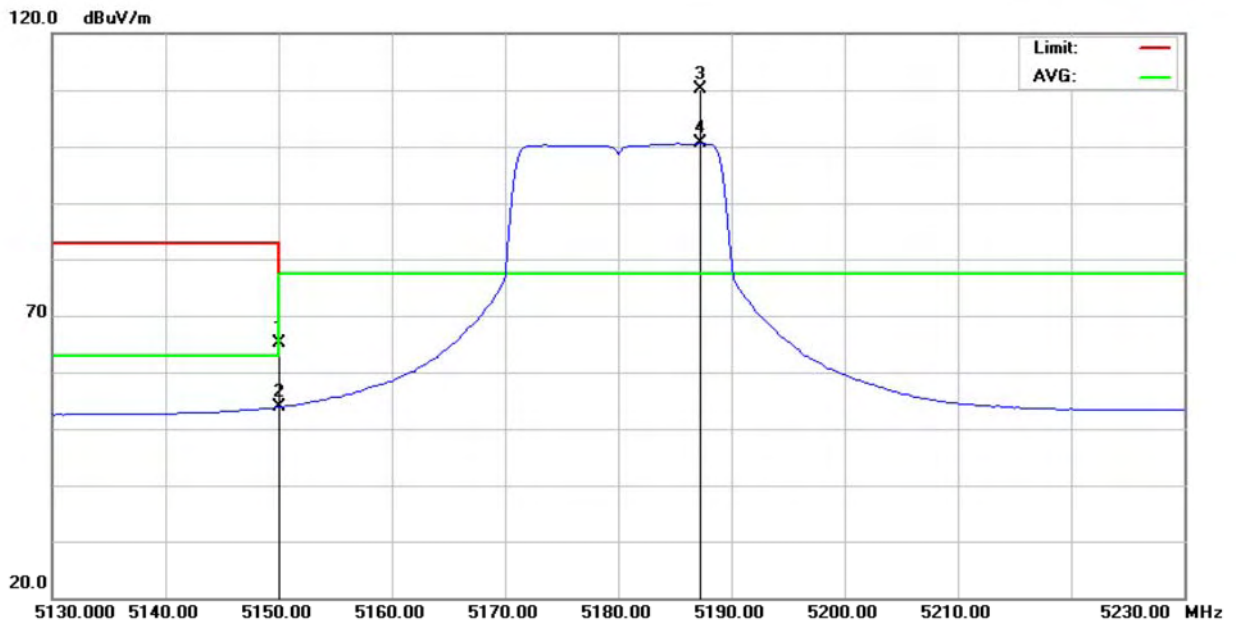




E.U.T	IEEE 802.11a/b/g/n 2x2 Wireless LAN USB Client	Model Name	AP-3001g
Temperature	26°C	Relative Humidity	60%
Test Voltage	AC 120V/60Hz (System)		
Test Mode	IEEE 802.11n (20 MHz)/5180 MHz		

Polarization: Vertical

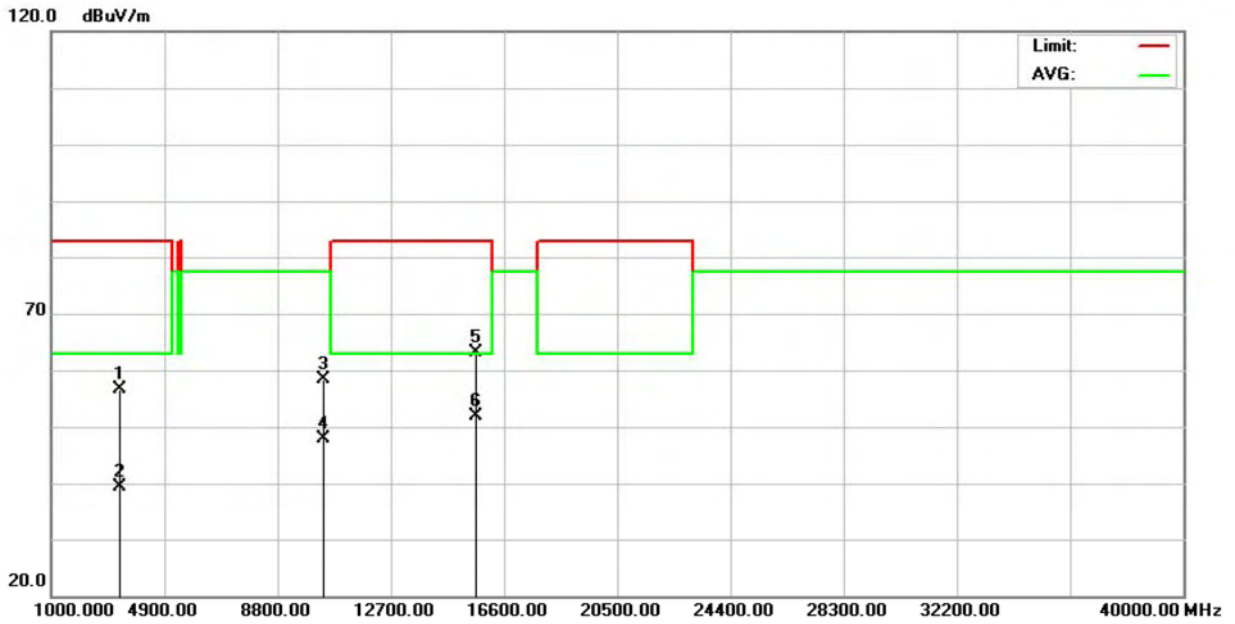


No.	Mk.	Freq. MHz	Reading Level dBuV	Correct Factor dB	Measure- ment dBuV/m	Limit dBuV/m	Over dB	Detector	Comment
1		5150.000	25.98	39.23	65.21	77.30	-12.09	peak	
2		5150.000	14.59	39.23	53.82	63.00	-9.18	AVG	
3	*	5187.250	70.79	39.22	110.01	77.30	32.71	peak	
4	X	5187.250	61.31	39.22	100.53	77.30	23.23	AVG	



E.U.T	IEEE 802.11a/b/g/n 2x2 Wireless LAN USB Client	Model Name	AP-3001g
Temperature	26°C	Relative Humidity	60%
Test Voltage	AC 120V/60Hz (System)		
Test Mode	IEEE 802.11n (20 MHz)/5180 MHz		

Polarization: Vertical

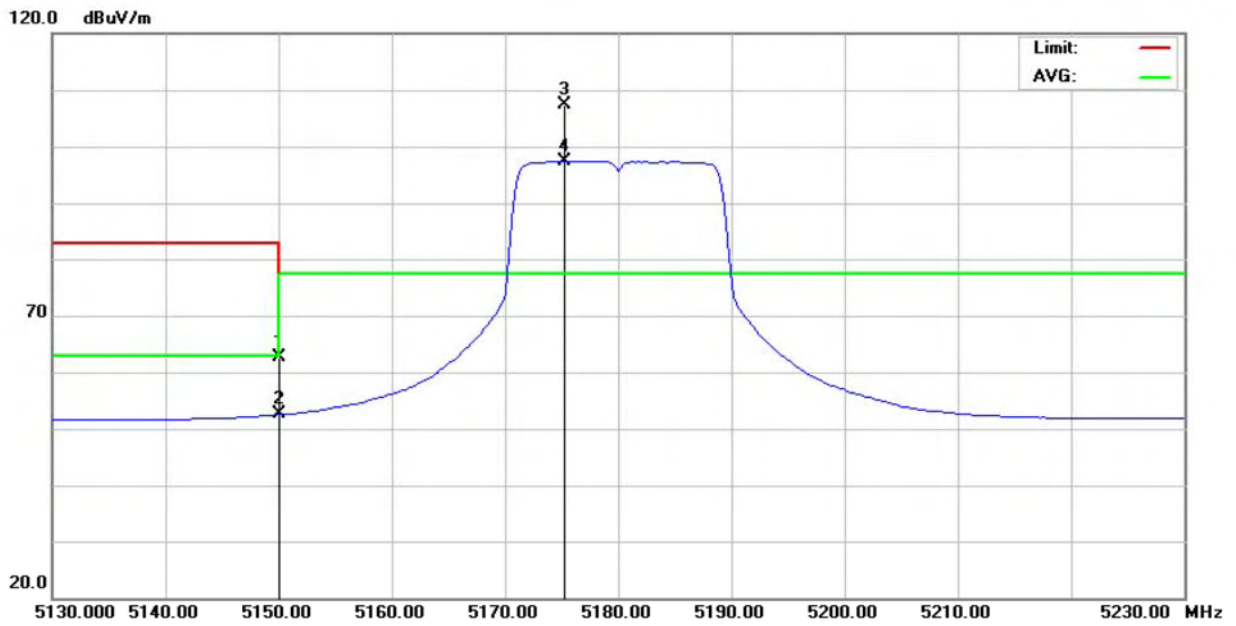


No.	Mk.	Freq. MHz	Reading Level dBuV	Correct Factor dB	Measurement dBuV/m	Limit dBuV/m	Over dB	Detector	Comment
1		3328.450	54.41	2.28	56.69	83.00	-26.31	peak	
2		3328.450	36.99	2.28	39.27	63.00	-23.73	AVG	
3		10359.75	41.51	16.75	58.26	77.30	-19.04	peak	
4		10359.75	31.20	16.75	47.95	77.30	-29.35	AVG	
5		15540.37	42.87	20.35	63.22	83.00	-19.78	peak	
6	*	15540.37	31.65	20.35	52.00	63.00	-11.00	AVG	



E.U.T	IEEE 802.11a/b/g/n 2x2 Wireless LAN USB Client	Model Name	AP-3001g
Temperature	26°C	Relative Humidity	60%
Test Voltage	AC 120V/60Hz (System)		
Test Mode	IEEE 802.11n (20 MHz)/5180 MHz		

Polarization: Horizontal

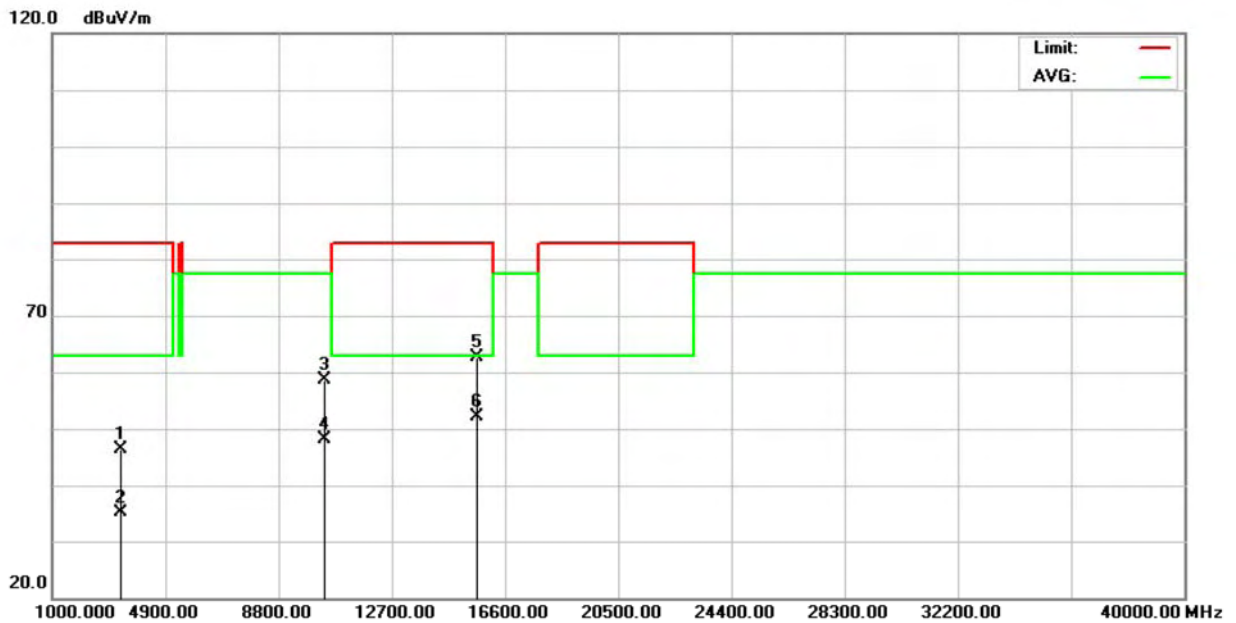


No.	Mk.	Freq. MHz	Reading Level dBuV	Correct Factor dB	Measure- ment dBuV/m	Limit dBuV/m	Over dB	Detector	Comment
1		5150.000	23.52	39.23	62.75	77.30	-14.55	peak	
2		5150.000	13.30	39.23	52.53	63.00	-10.47	AVG	
3	*	5175.250	68.28	39.22	107.50	77.30	30.20	peak	
4	X	5175.250	58.20	39.22	97.42	77.30	20.12	AVG	



E.U.T	IEEE 802.11a/b/g/n 2x2 Wireless LAN USB Client	Model Name	AP-3001g
Temperature	26°C	Relative Humidity	60%
Test Voltage	AC 120V/60Hz (System)		
Test Mode	IEEE 802.11n (20 MHz)/5180 MHz		

Polarization: Horizontal

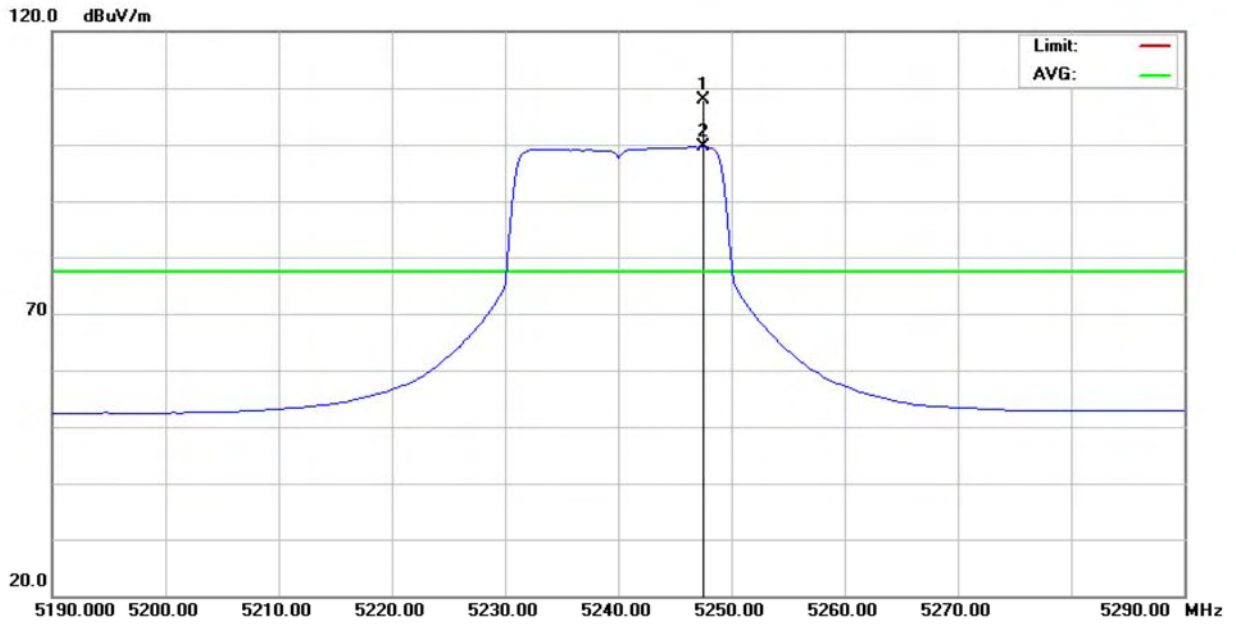


No.	Mk.	Freq. MHz	Reading Level dBuV	Correct Factor dB	Measure- ment dBuV/m	Limit dBuV/m	Over dB	Detector	Comment
1		3328.200	44.12	2.28	46.40	83.00	-36.60	peak	
2		3328.200	32.74	2.28	35.02	63.00	-27.98	AVG	
3		10359.70	41.76	16.75	58.51	77.30	-18.79	peak	
4		10359.70	31.39	16.75	48.14	77.30	-29.16	AVG	
5		15540.47	42.32	20.35	62.67	83.00	-20.33	peak	
6	*	15540.47	31.90	20.35	52.25	63.00	-10.75	AVG	



E.U.T	IEEE 802.11a/b/g/n 2x2 Wireless LAN USB Client	Model Name	AP-3001g
Temperature	26°C	Relative Humidity	60%
Test Voltage	AC 120V/60Hz (System)		
Test Mode	IEEE 802.11n (20 MHz)/5240 MHz		

Polarization: Vertical

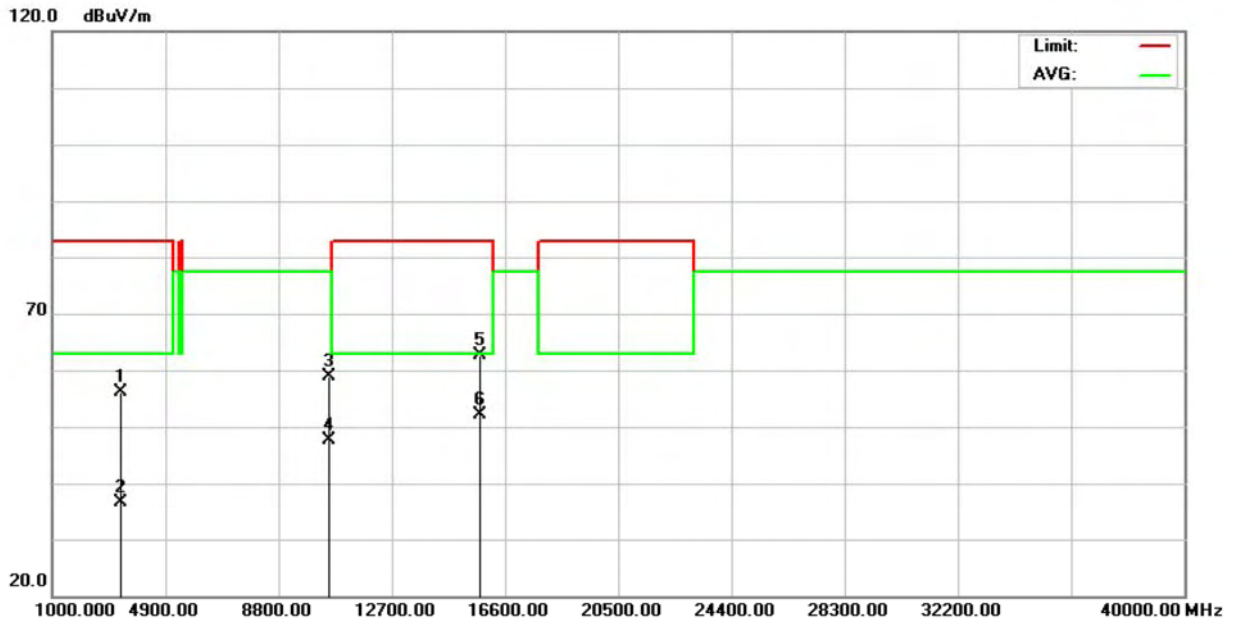


No.	Mk.	Freq. MHz	Reading Level dBuV	Correct Factor dB	Measure- ment dBuV/m	Limit dBuV/m	Over dB	Detector	Comment
1	*	5247.500	68.64	39.20	107.84	77.30	30.54	peak	
2	X	5247.500	60.38	39.20	99.58	77.30	22.28	AVG	



E.U.T	IEEE 802.11a/b/g/n 2x2 Wireless LAN USB Client	Model Name	AP-3001g
Temperature	26°C	Relative Humidity	60%
Test Voltage	AC 120V/60Hz (System)		
Test Mode	IEEE 802.11n (20 MHz)/5240 MHz		

Polarization: Vertical

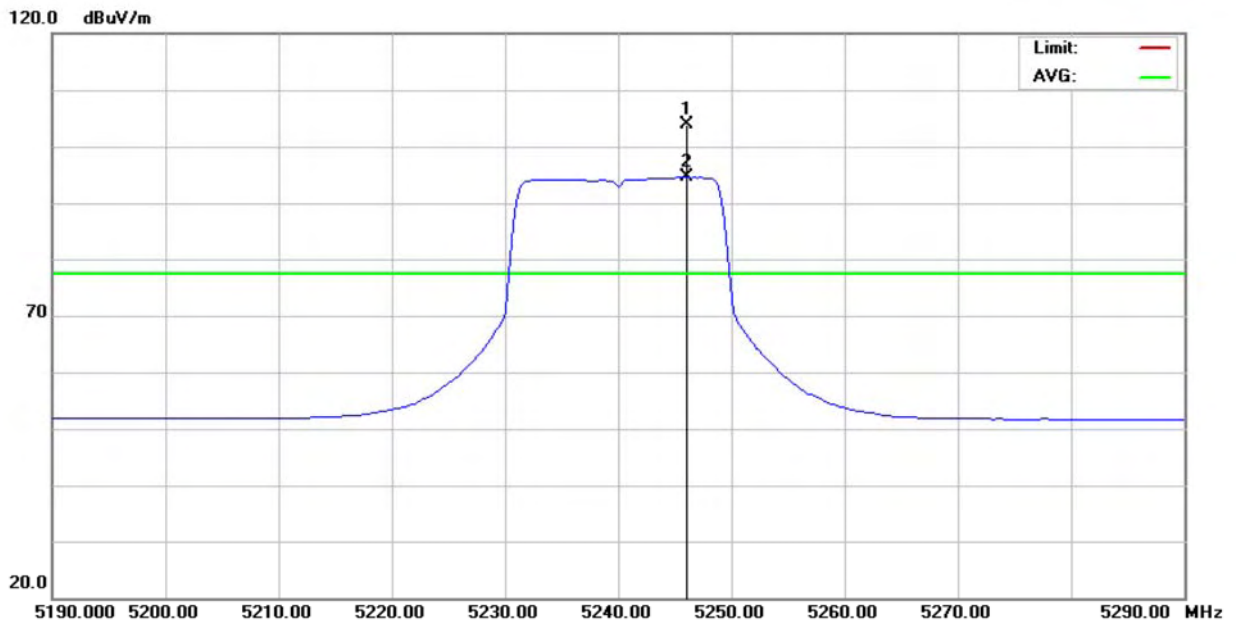


No.	Mk.	Freq. MHz	Reading Level dBuV	Correct Factor dB	Measure- ment dBuV/m	Limit dBuV/m	Over dB	Detector	Comment
1		3328.050	53.73	2.28	56.01	83.00	-26.99	peak	
2		3329.300	34.24	2.28	36.52	63.00	-26.48	AVG	
3		10479.85	42.00	16.89	58.89	77.30	-18.41	peak	
4		10479.85	30.64	16.89	47.53	77.30	-29.77	AVG	
5		15720.25	42.42	20.31	62.73	83.00	-20.27	peak	
6	*	15720.25	31.81	20.31	52.12	63.00	-10.88	AVG	



E.U.T	IEEE 802.11a/b/g/n 2x2 Wireless LAN USB Client	Model Name	AP-3001g
Temperature	26°C	Relative Humidity	60%
Test Voltage	AC 120V/60Hz (System)		
Test Mode	IEEE 802.11n (20 MHz)/5240 MHz		

Polarization: Horizontal

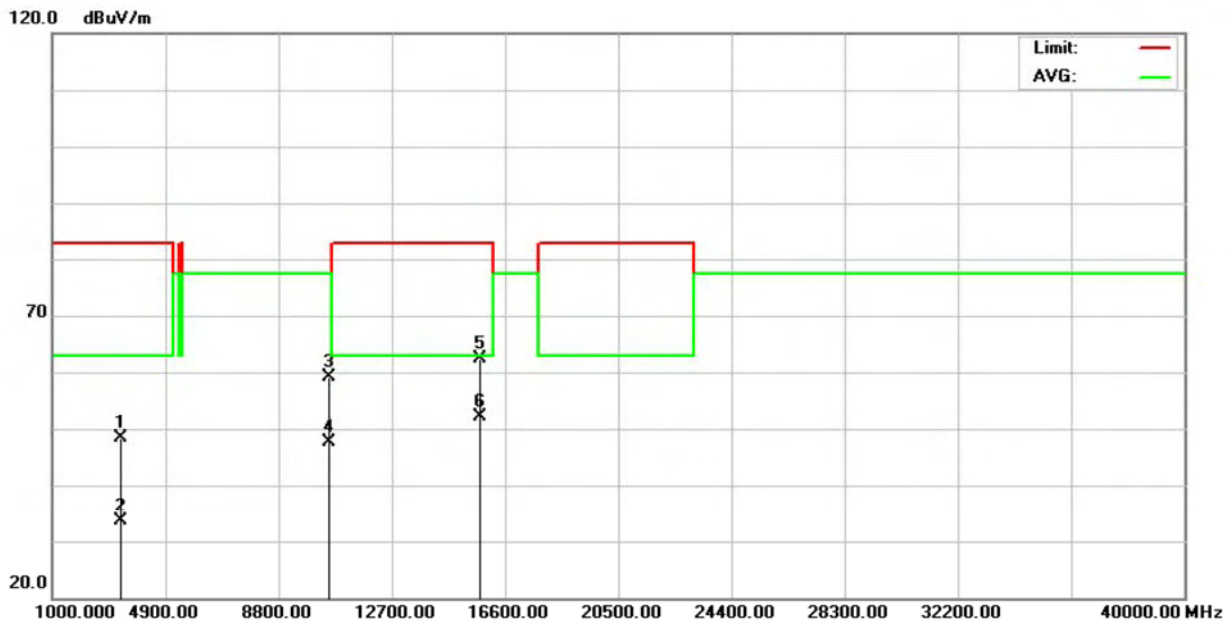


No.	Mk.	Freq.	Reading Level	Correct Factor	Measurement	Limit	Over	Detector	Comment
		MHz	dBuV	dB	dBuV/m	dBuV/m	dB		
1	*	5246.000	64.65	39.20	103.85	77.30	26.55	peak	
2	X	5246.000	55.34	39.20	94.54	77.30	17.24	AVG	



E.U.T	IEEE 802.11a/b/g/n 2x2 Wireless LAN USB Client	Model Name	AP-3001g
Temperature	26°C	Relative Humidity	60%
Test Voltage	AC 120V/60Hz (System)		
Test Mode	IEEE 802.11n (20 MHz)/5240 MHz		

Polarization: Horizontal

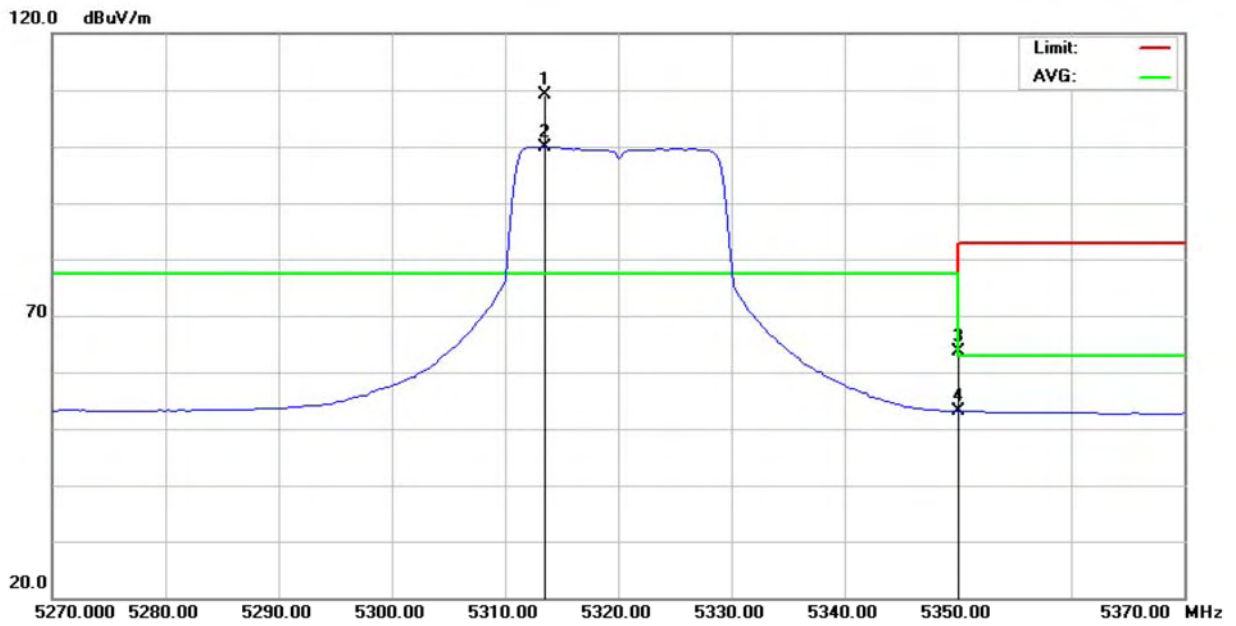


No.	Mk.	Freq. MHz	Reading Level dBuV	Correct Factor dB	Measure- ment dBuV/m	Limit dBuV/m	Over dB	Detector	Comment
1		3330.050	46.15	2.28	48.43	83.00	-34.57	peak	
2		3330.050	31.41	2.28	33.69	63.00	-29.31	AVG	
3		10479.92	42.28	16.89	59.17	77.30	-18.13	peak	
4		10479.92	30.63	16.89	47.52	77.30	-29.78	AVG	
5		15719.65	42.06	20.31	62.37	83.00	-20.63	peak	
6	*	15719.65	31.87	20.31	52.18	63.00	-10.82	AVG	



E.U.T	IEEE 802.11a/b/g/n 2x2 Wireless LAN USB Client	Model Name	AP-3001g
Temperature	26°C	Relative Humidity	60%
Test Voltage	AC 120V/60Hz (System)		
Test Mode	IEEE 802.11n (20 MHz)/5320 MHz		

Polarization: Vertical

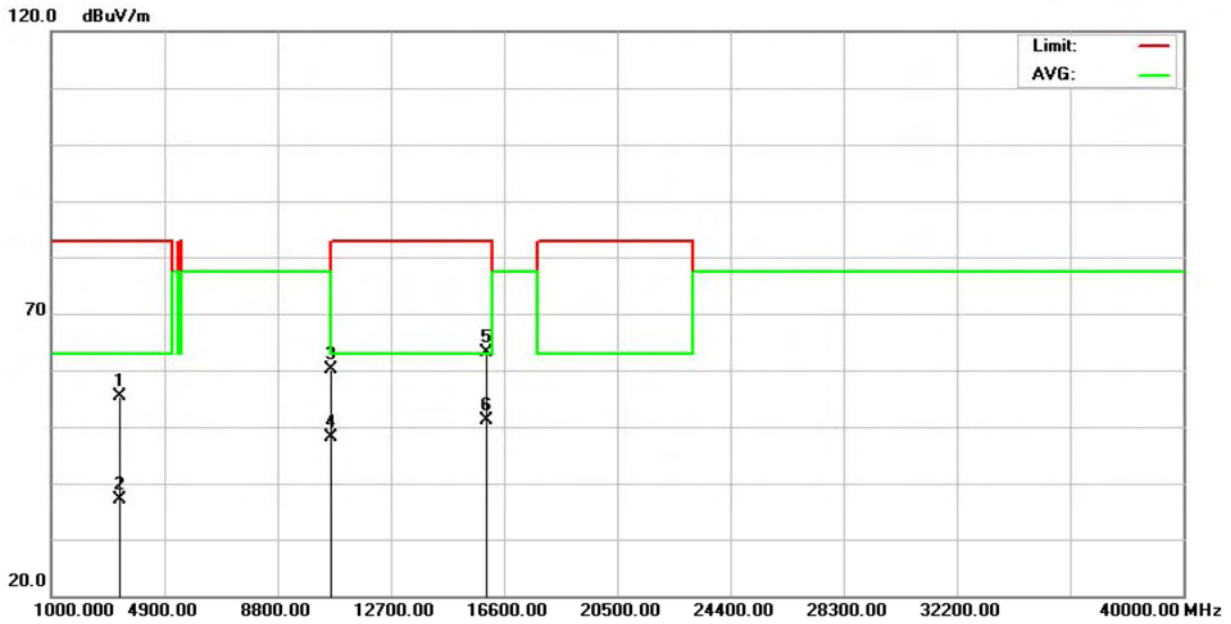


No.	Mk.	Freq. MHz	Reading Level dBuV	Correct Factor dB	Measure- ment dBuV/m	Limit dBuV/m	Over dB	Detector	Comment
1	*	5313.500	69.96	39.17	109.13	77.30	31.83	peak	
2	X	5313.500	60.77	39.17	99.94	77.30	22.64	AVG	
3		5350.000	24.47	39.16	63.63	77.30	-13.67	peak	
4		5350.000	13.95	39.16	53.11	63.00	-9.89	AVG	



E.U.T	IEEE 802.11a/b/g/n 2x2 Wireless LAN USB Client	Model Name	AP-3001g
Temperature	26°C	Relative Humidity	60%
Test Voltage	AC 120V/60Hz (System)		
Test Mode	IEEE 802.11n (20 MHz)/5320 MHz		

Polarization: Vertical

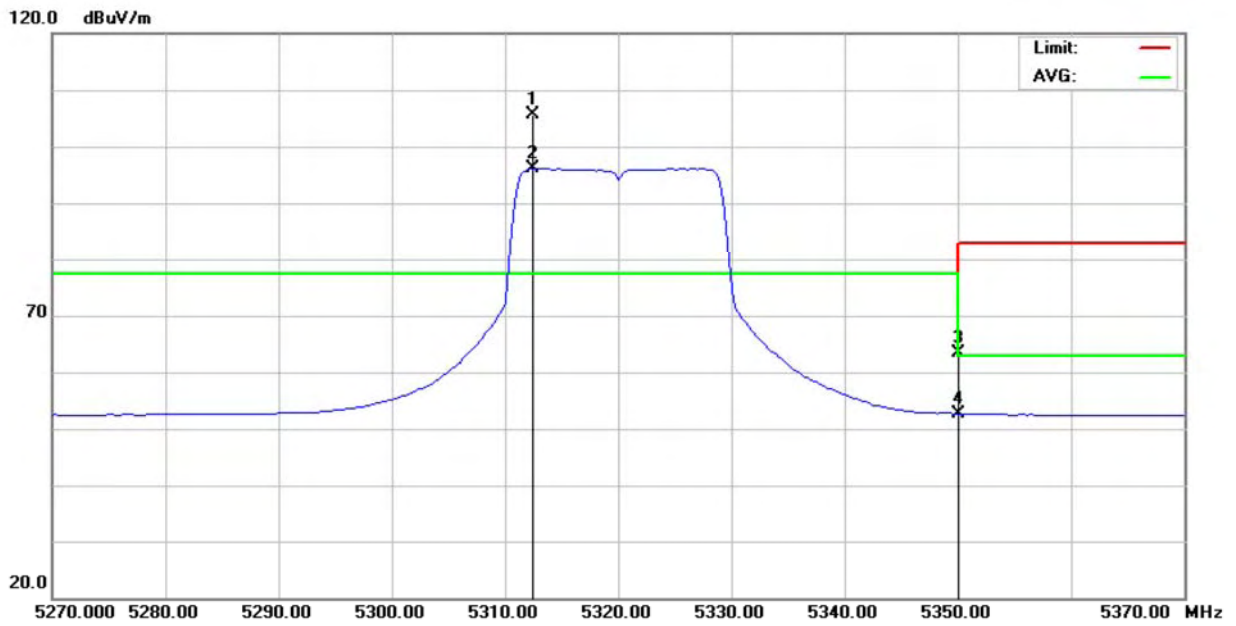


No.	Mk.	Freq. MHz	Reading Level dBuV	Correct Factor dB	Measure- ment dBuV/m	Limit dBuV/m	Over dB	Detector	Comment
1		3329.200	53.17	2.28	55.45	83.00	-27.55	peak	
2		3329.200	34.74	2.28	37.02	63.00	-25.98	AVG	
3		10639.52	42.67	17.46	60.13	83.00	-22.87	peak	
4		10639.52	30.64	17.46	48.10	63.00	-14.90	AVG	
5		15960.21	42.87	20.25	63.12	83.00	-19.88	peak	
6	*	15960.21	30.85	20.25	51.10	63.00	-11.90	AVG	



E.U.T	IEEE 802.11a/b/g/n 2x2 Wireless LAN USB Client	Model Name	AP-3001g
Temperature	26°C	Relative Humidity	60%
Test Voltage	AC 120V/60Hz (System)		
Test Mode	IEEE 802.11n (20 MHz)/5320 MHz		

Polarization: Horizontal

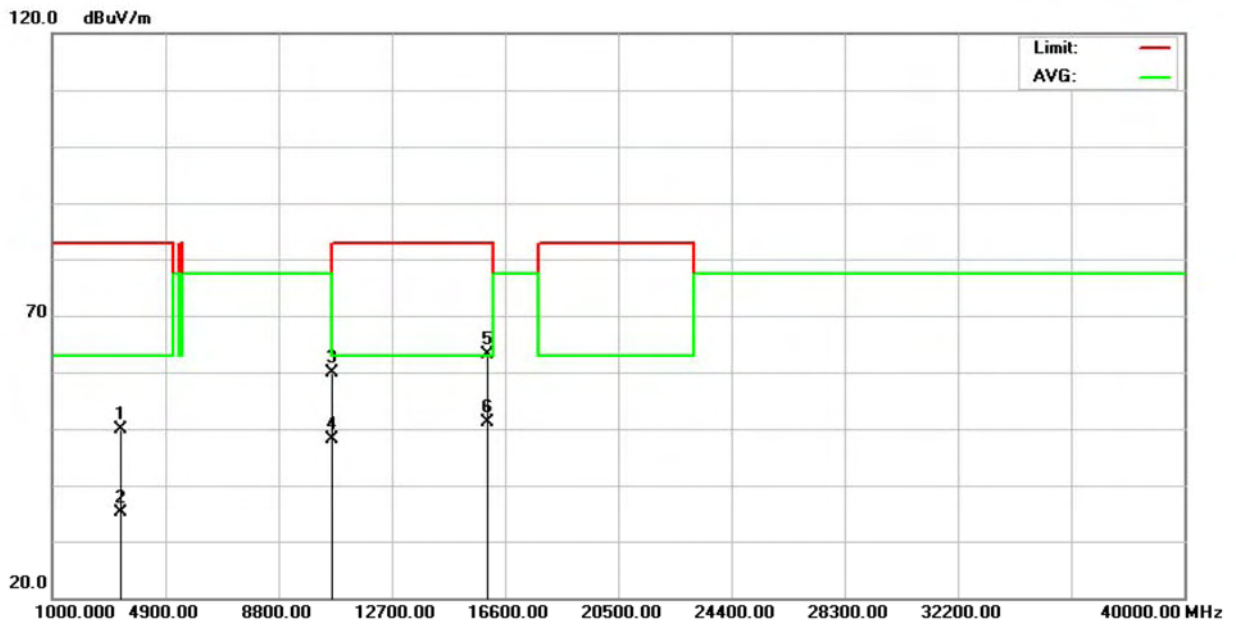


No.	Mk.	Freq. MHz	Reading Level dBuV	Correct Factor dB	Measure- ment dBuV/m	Limit dBuV/m	Over dB	Detector	Comment
1	*	5312.500	66.47	39.17	105.64	77.30	28.34	peak	
2	X	5312.500	56.94	39.17	96.11	77.30	18.81	AVG	
3		5350.000	24.13	39.16	63.29	77.30	-14.01	peak	
4		5350.000	13.57	39.16	52.73	63.00	-10.27	AVG	



E.U.T	IEEE 802.11a/b/g/n 2x2 Wireless LAN USB Client	Model Name	AP-3001g
Temperature	26°C	Relative Humidity	60%
Test Voltage	AC 120V/60Hz (System)		
Test Mode	IEEE 802.11n (20 MHz)/5320 MHz		

Polarization: Horizontal

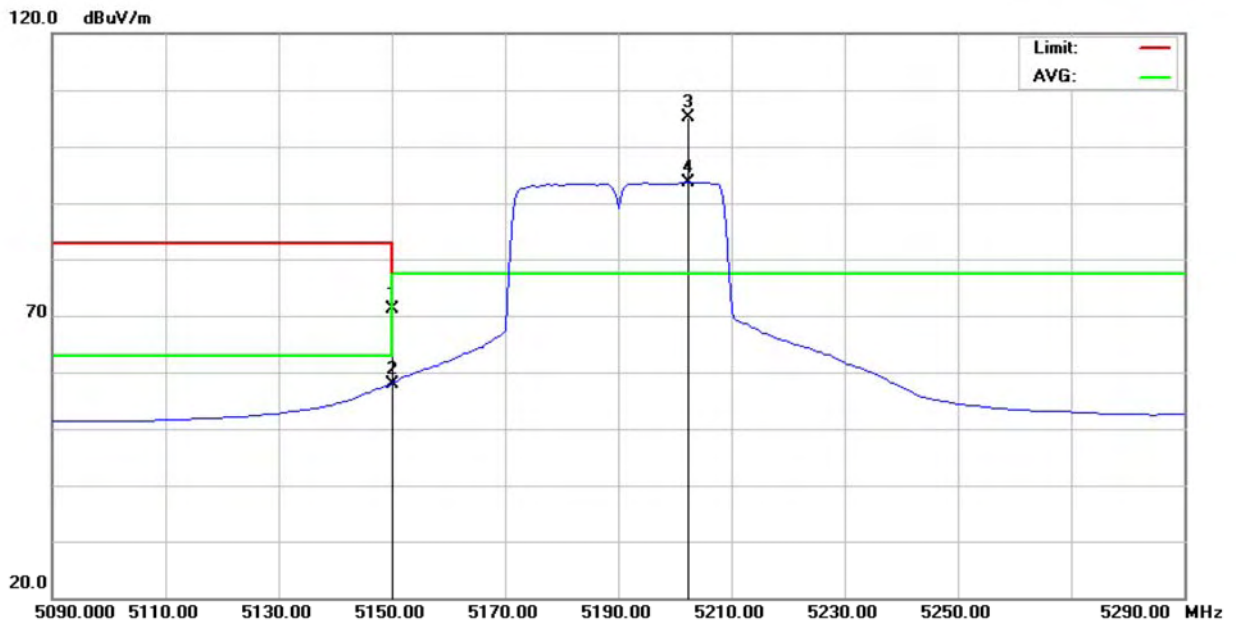


No.	Mk.	Freq. MHz	Reading Level dBuV	Correct Factor dB	Measure- ment dBuV/m	Limit dBuV/m	Over dB	Detector	Comment
1		3329.550	47.63	2.28	49.91	83.00	-33.09	peak	
2		3329.550	32.94	2.28	35.22	63.00	-27.78	AVG	
3		10640.13	42.36	17.46	59.82	83.00	-23.18	peak	
4		10640.13	30.56	17.46	48.02	63.00	-14.98	AVG	
5		15959.88	42.93	20.25	63.18	83.00	-19.82	peak	
6	*	15959.88	30.87	20.25	51.12	63.00	-11.88	AVG	



E.U.T	IEEE 802.11a/b/g/n 2x2 Wireless LAN USB Client	Model Name	AP-3001g
Temperature	26°C	Relative Humidity	60%
Test Voltage	AC 120V/60Hz (System)		
Test Mode	IEEE 802.11n (40 MHz)/5190 MHz		

Polarization: Vertical

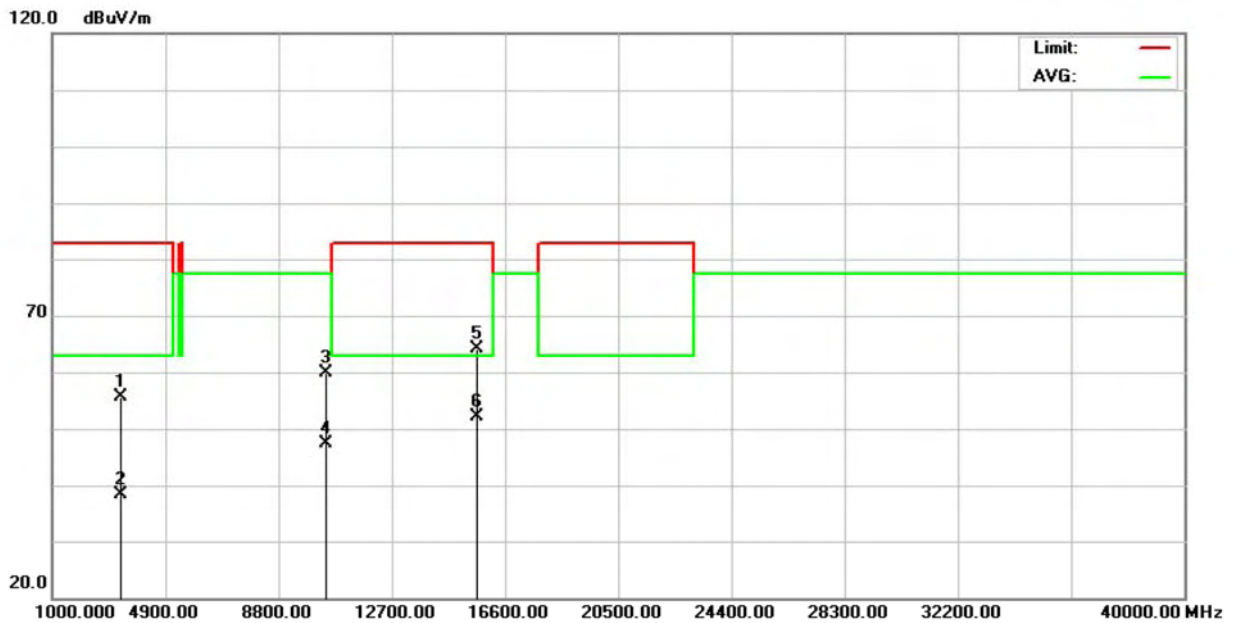


No.	Mk.	Freq. MHz	Reading Level dBuV	Correct Factor dB	Measure- ment dBuV/m	Limit dBuV/m	Over dB	Detector	Comment
1		5150.000	31.85	39.23	71.08	77.30	-6.22	peak	
2		5150.000	18.69	39.23	57.92	63.00	-5.08	AVG	
3	*	5202.500	65.86	39.21	105.07	77.30	27.77	peak	
4	X	5202.500	54.53	39.21	93.74	77.30	16.44	AVG	



E.U.T	IEEE 802.11a/b/g/n 2x2 Wireless LAN USB Client	Model Name	AP-3001g
Temperature	26°C	Relative Humidity	60%
Test Voltage	AC 120V/60Hz (System)		
Test Mode	IEEE 802.11n (40 MHz)/5190 MHz		

Polarization: Vertical

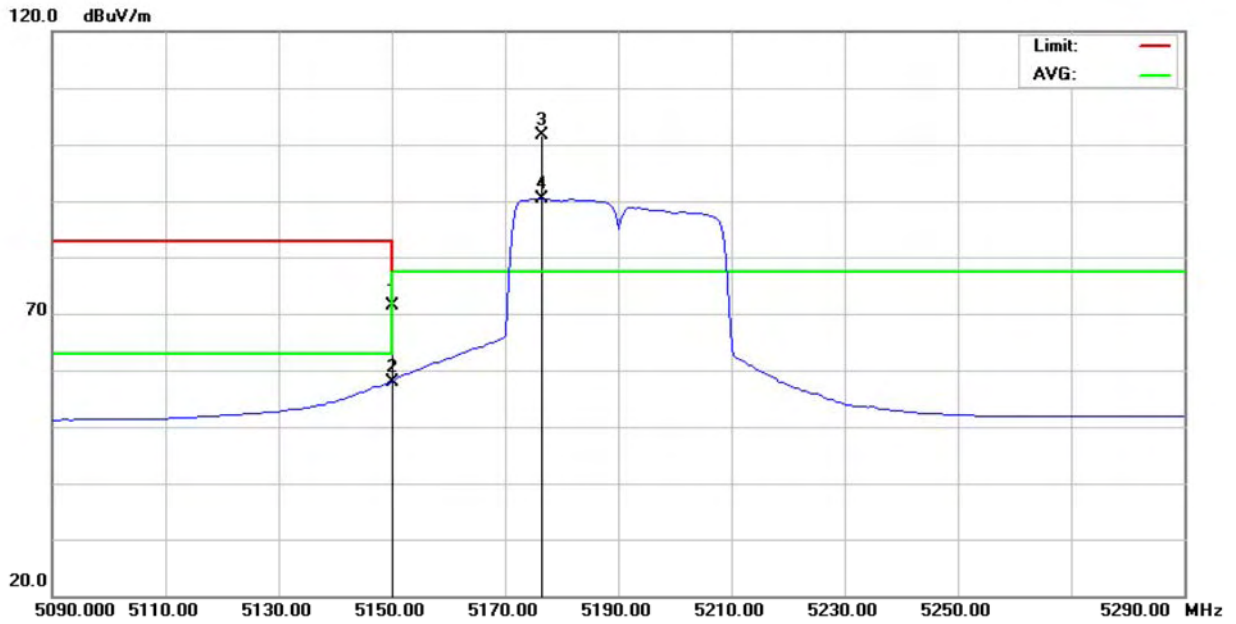


No.	Mk.	Freq. MHz	Reading Level dBuV	Correct Factor dB	Measure- ment dBuV/m	Limit dBuV/m	Over dB	Detector	Comment
1		3328.137	53.47	2.28	55.75	83.00	-27.25	peak	
2		3328.137	36.17	2.28	38.45	63.00	-24.55	AVG	
3		10379.76	43.09	16.77	59.86	77.30	-17.44	peak	
4		10379.76	30.63	16.77	47.40	77.30	-29.90	AVG	
5		15570.30	43.80	20.34	64.14	83.00	-18.86	peak	
6	*	15570.30	31.89	20.34	52.23	63.00	-10.77	AVG	



E.U.T	IEEE 802.11a/b/g/n 2x2 Wireless LAN USB Client	Model Name	AP-3001g
Temperature	26°C	Relative Humidity	60%
Test Voltage	AC 120V/60Hz (System)		
Test Mode	IEEE 802.11n (40 MHz)/5190 MHz		

Polarization: Horizontal

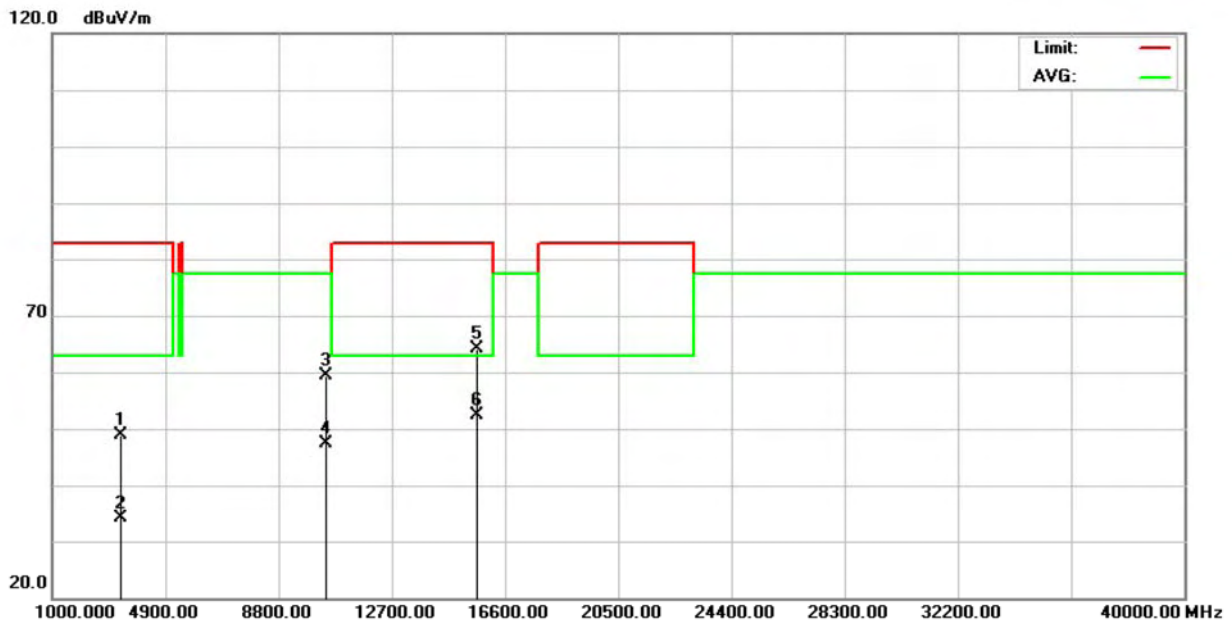


No.	Mk.	Freq. MHz	Reading Level dBuV	Correct Factor dB	Measure- ment dBuV/m	Limit dBuV/m	Over dB	Detector	Comment
1		5150.000	32.05	39.23	71.28	77.30	-6.02	peak	
2		5150.000	18.69	39.23	57.92	63.00	-5.08	AVG	
3	*	5176.500	62.35	39.22	101.57	77.30	24.27	peak	
4	X	5176.500	51.12	39.22	90.34	77.30	13.04	AVG	



E.U.T	IEEE 802.11a/b/g/n 2x2 Wireless LAN USB Client	Model Name	AP-3001g
Temperature	26°C	Relative Humidity	60%
Test Voltage	AC 120V/60Hz (System)		
Test Mode	IEEE 802.11n (40 MHz)/5190 MHz		

Polarization: Horizontal

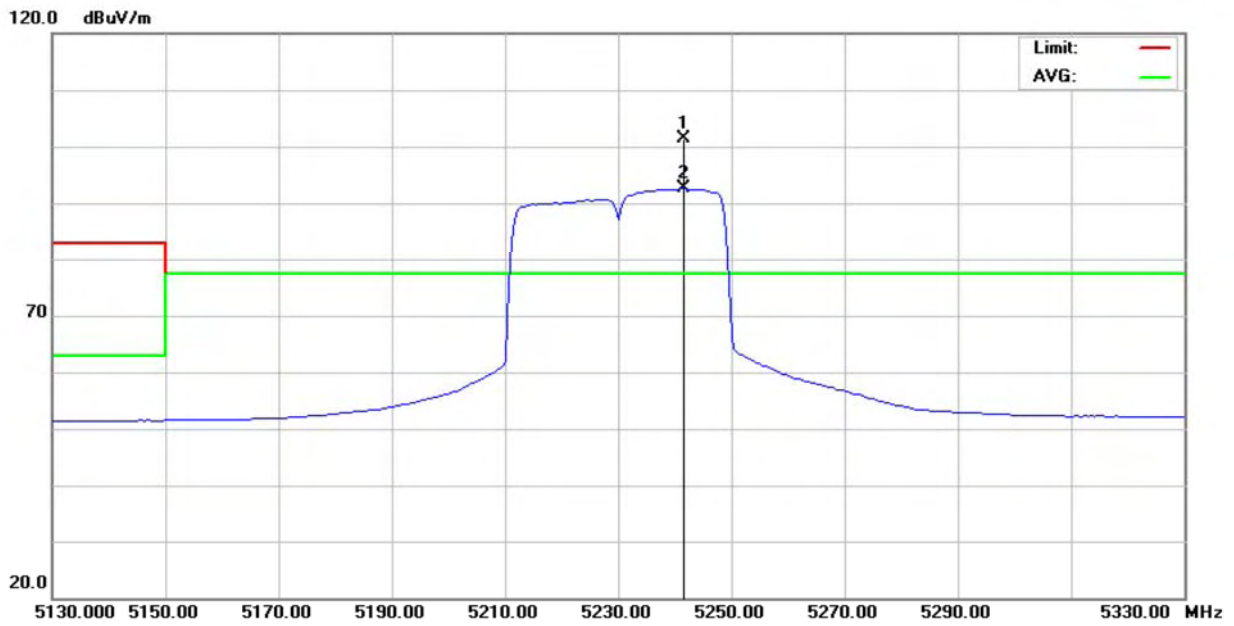


No.	Mk.	Freq. MHz	Reading Level dBuV	Correct Factor dB	Measure- ment dBuV/m	Limit dBuV/m	Over dB	Detector	Comment
1		3327.875	46.55	2.28	48.83	83.00	-34.17	peak	
2		3327.875	31.74	2.28	34.02	63.00	-28.98	AVG	
3		10380.06	42.66	16.77	59.43	77.30	-17.87	peak	
4		10380.06	30.60	16.77	47.37	77.30	-29.93	AVG	
5		15570.53	43.77	20.34	64.11	83.00	-18.89	peak	
6	*	15570.53	31.96	20.34	52.30	63.00	-10.70	AVG	



E.U.T	IEEE 802.11a/b/g/n 2x2 Wireless LAN USB Client	Model Name	AP-3001g
Temperature	26°C	Relative Humidity	60%
Test Voltage	AC 120V/60Hz (System)		
Test Mode	IEEE 802.11n (40 MHz)/5230 MHz		

Polarization: Vertical

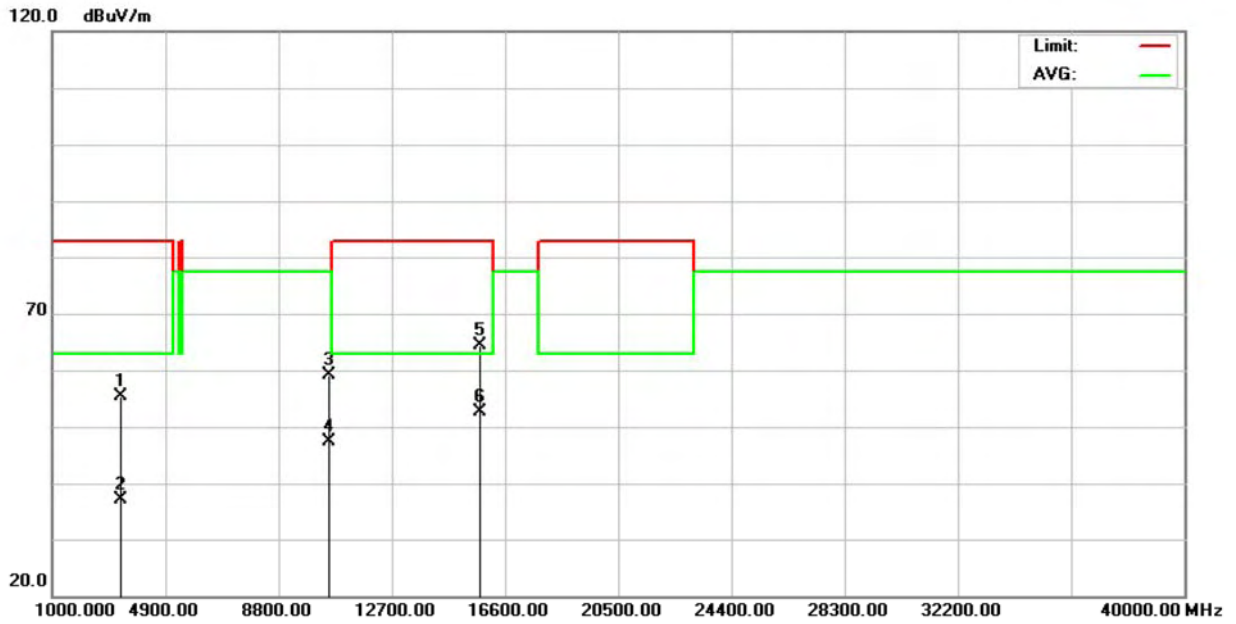


No.	Mk.	Freq. MHz	Reading Level dBuV	Correct Factor dB	Measure- ment dBuV/m	Limit dBuV/m	Over dB	Detector	Comment
1	*	5241.500	62.28	39.20	101.48	77.30	24.18	peak	
2	X	5241.500	53.34	39.20	92.54	77.30	15.24	AVG	



E.U.T	IEEE 802.11a/b/g/n 2x2 Wireless LAN USB Client	Model Name	AP-3001g
Temperature	26°C	Relative Humidity	60%
Test Voltage	AC 120V/60Hz (System)		
Test Mode	IEEE 802.11n (40 MHz)/5230 MHz		

Polarization: Vertical

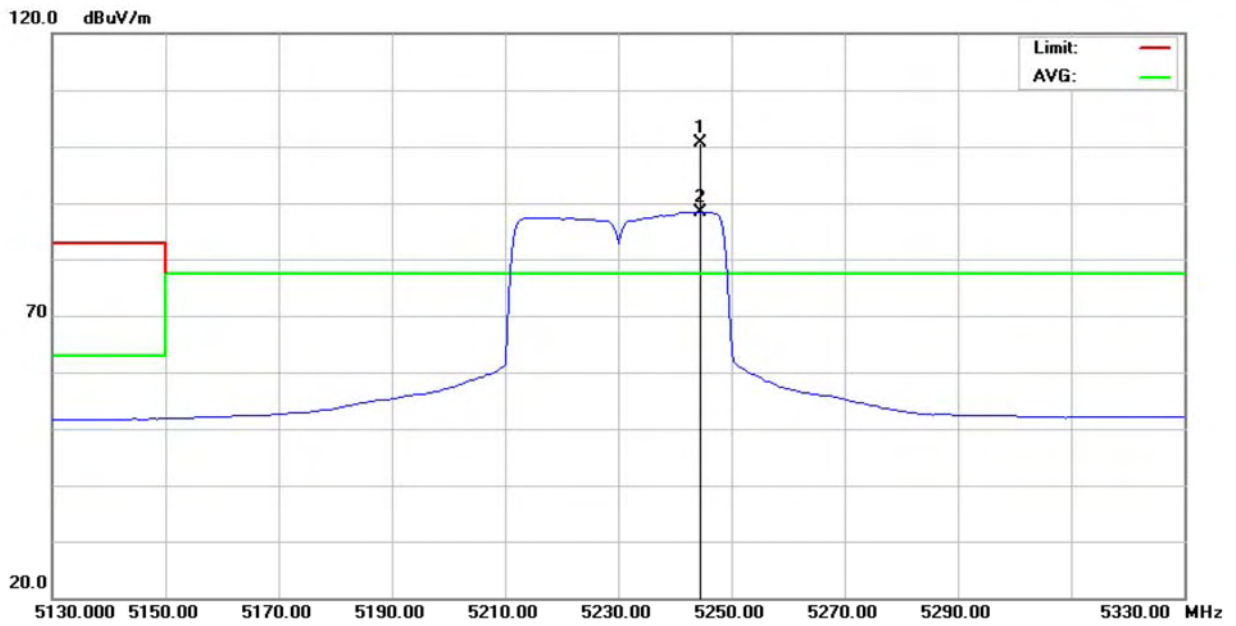


No.	Mk.	Freq. MHz	Reading Level dBuV	Correct Factor dB	Measure- ment dBuV/m	Limit dBuV/m	Over dB	Detector	Comment
1		3328.275	53.14	2.28	55.42	83.00	-27.58	peak	
2		3328.275	34.74	2.28	37.02	63.00	-25.98	AVG	
3		10459.43	42.29	16.87	59.16	77.30	-18.14	peak	
4		10459.43	30.56	16.87	47.43	77.30	-29.87	AVG	
5		15690.33	44.00	20.31	64.31	83.00	-18.69	peak	
6	*	15690.33	32.20	20.31	52.51	63.00	-10.49	AVG	



E.U.T	IEEE 802.11a/b/g/n 2x2 Wireless LAN USB Client	Model Name	AP-3001g
Temperature	26°C	Relative Humidity	60%
Test Voltage	AC 120V/60Hz (System)		
Test Mode	IEEE 802.11n (40 MHz)/5230 MHz		

Polarization: Horizontal

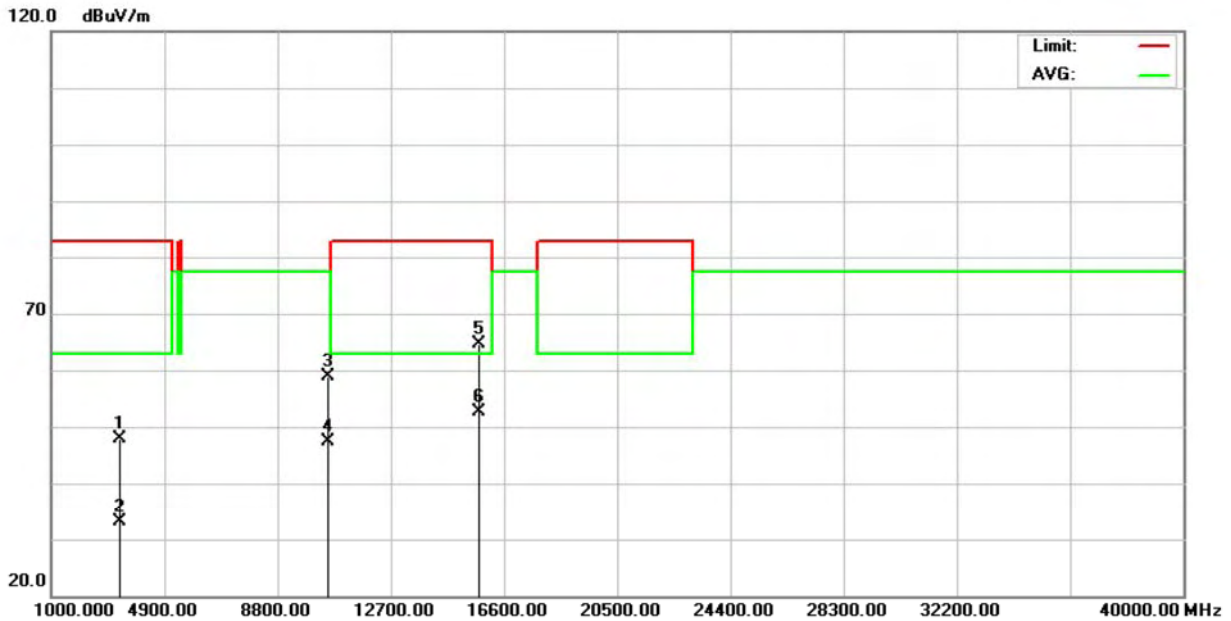


No.	Mk.	Freq. MHz	Reading Level dBuV	Correct Factor dB	Measure- ment dBuV/m	Limit dBuV/m	Over dB	Detector	Comment
1	*	5244.500	61.54	39.20	100.74	77.30	23.44	peak	
2	X	5244.500	49.28	39.20	88.48	77.30	11.18	AVG	



E.U.T	IEEE 802.11a/b/g/n 2x2 Wireless LAN USB Client	Model Name	AP-3001g
Temperature	26°C	Relative Humidity	60%
Test Voltage	AC 120V/60Hz (System)		
Test Mode	IEEE 802.11n (40 MHz)/5230 MHz		

Polarization: Horizontal

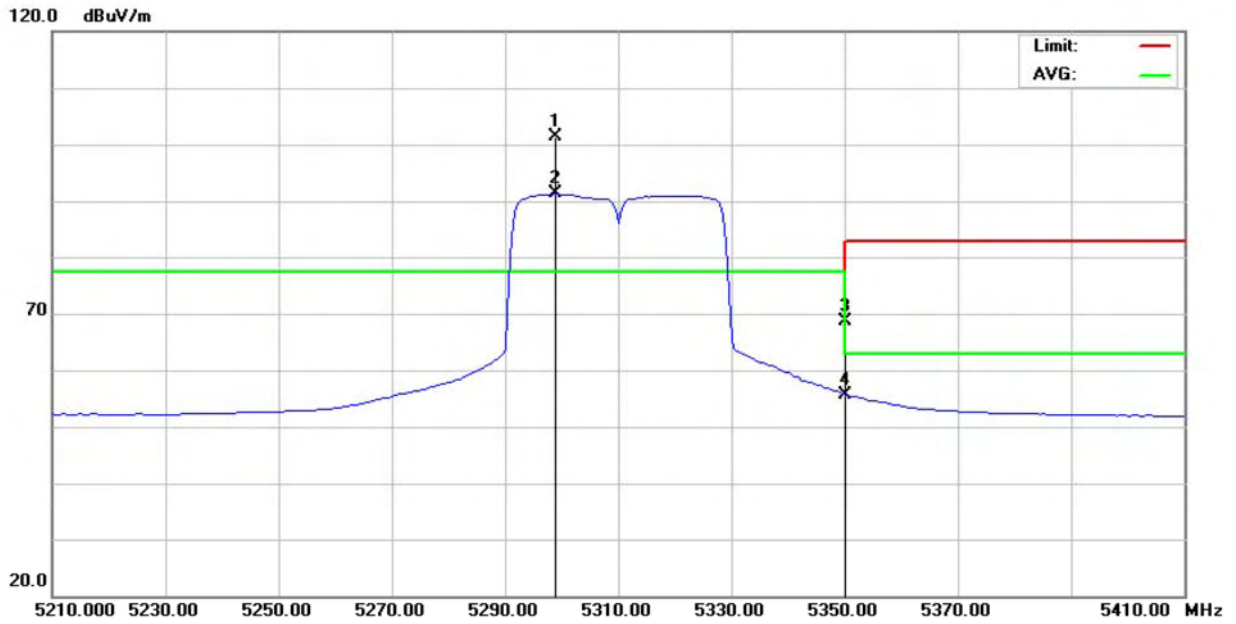


No.	Mk.	Freq. MHz	Reading Level dBuV	Correct Factor dB	Measure- ment dBuV/m	Limit dBuV/m	Over dB	Detector	Comment
1		3327.175	45.54	2.27	47.81	83.00	-35.19	peak	
2		3327.175	30.85	2.27	33.12	63.00	-29.88	AVG	
3		10460.25	42.07	16.87	58.94	77.30	-18.36	peak	
4		10460.25	30.52	16.87	47.39	77.30	-29.91	AVG	
5		15690.36	44.38	20.31	64.69	83.00	-18.31	peak	
6	*	15690.36	32.23	20.31	52.54	63.00	-10.46	AVG	



E.U.T	IEEE 802.11a/b/g/n 2x2 Wireless LAN USB Client	Model Name	AP-3001g
Temperature	26°C	Relative Humidity	60%
Test Voltage	AC 120V/60Hz (System)		
Test Mode	IEEE 802.11n (40 MHz)/5310 MHz		

Polarization: Vertical

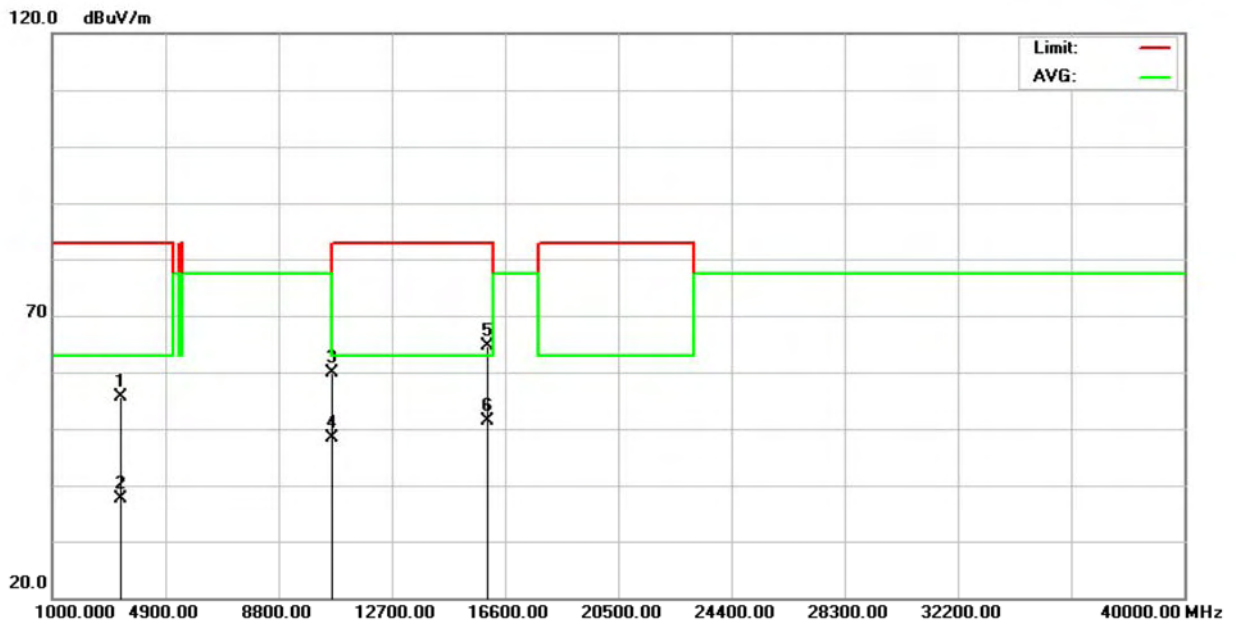


No.	Mk.	Freq. MHz	Reading Level dBuV	Correct Factor dB	Measure- ment dBuV/m	Limit dBuV/m	Over dB	Detector	Comment
1	*	5299.000	62.14	39.18	101.32	77.30	24.02	peak	
2	X	5299.000	52.08	39.18	91.26	77.30	13.96	AVG	
3		5350.000	29.54	39.16	68.70	77.30	-8.60	peak	
4		5350.000	16.56	39.16	55.72	63.00	-7.28	AVG	



E.U.T	IEEE 802.11a/b/g/n 2x2 Wireless LAN USB Client	Model Name	AP-3001g
Temperature	26°C	Relative Humidity	60%
Test Voltage	AC 120V/60Hz (System)		
Test Mode	IEEE 802.11n (40 MHz)/5310 MHz		

Polarization: Vertical

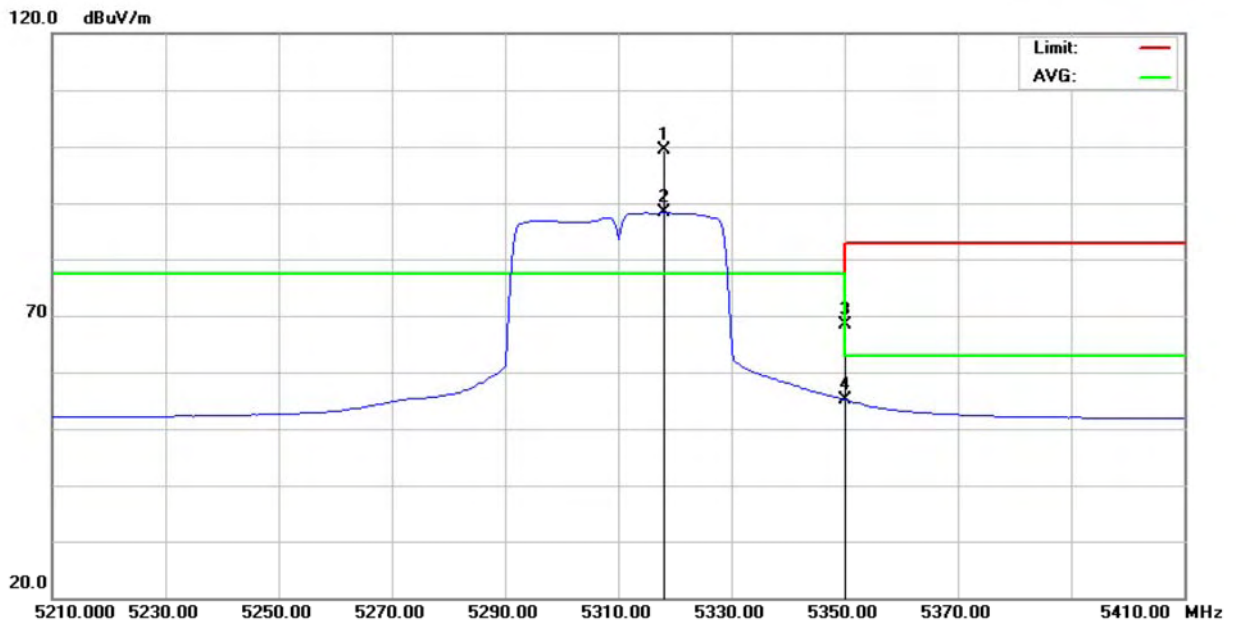


No.	Mk.	Freq. MHz	Reading Level dBuV	Correct Factor dB	Measure- ment dBuV/m	Limit dBuV/m	Over dB	Detector	Comment
1		3328.113	53.45	2.28	55.73	83.00	-27.27	peak	
2		3328.113	35.41	2.28	37.69	63.00	-25.31	AVG	
3		10620.20	42.40	17.39	59.79	83.00	-23.21	peak	
4		10620.20	31.04	17.39	48.43	63.00	-14.57	AVG	
5		15929.75	44.35	20.26	64.61	83.00	-18.39	peak	
6	*	15929.75	31.16	20.26	51.42	63.00	-11.58	AVG	



E.U.T	IEEE 802.11a/b/g/n 2x2 Wireless LAN USB Client	Model Name	AP-3001g
Temperature	26°C	Relative Humidity	60%
Test Voltage	AC 120V/60Hz (System)		
Test Mode	IEEE 802.11n (40 MHz)/5310 MHz		

Polarization: Horizontal

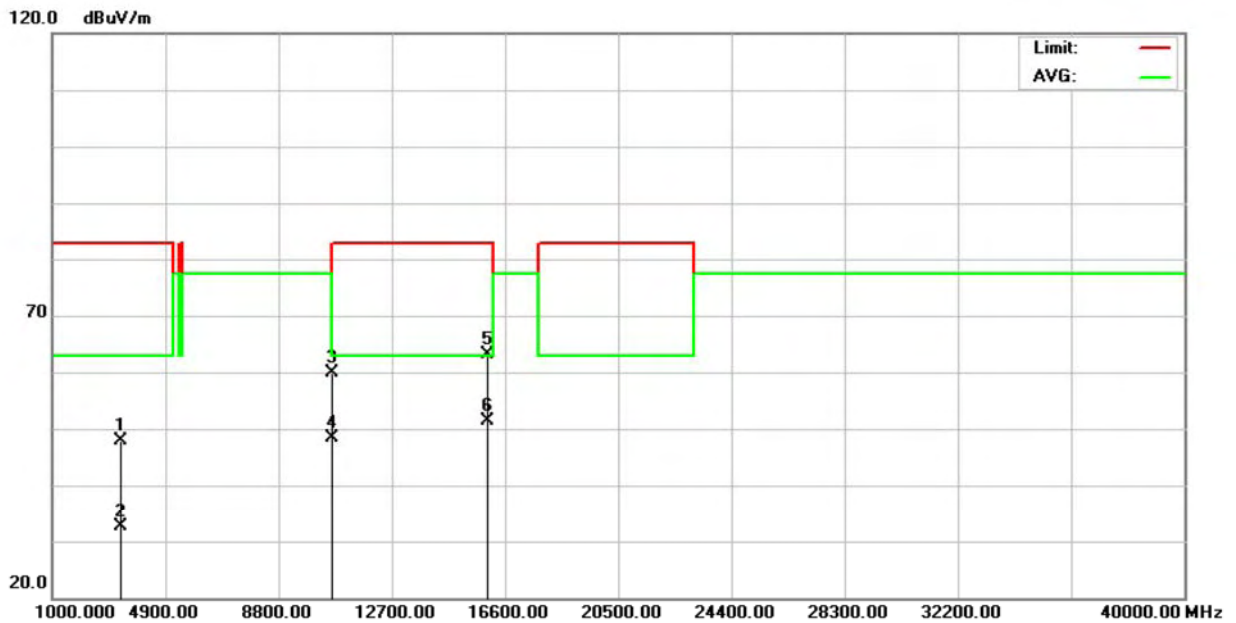


No.	Mk.	Freq. MHz	Reading Level dBuV	Correct Factor dB	Measure- ment dBuV/m	Limit dBuV/m	Over dB	Detector	Comment
1	*	5318.000	60.21	39.17	99.38	77.30	22.08	peak	
2	X	5318.000	49.15	39.17	88.32	77.30	11.02	AVG	
3		5350.000	29.11	39.16	68.27	77.30	-9.03	peak	
4		5350.000	15.95	39.16	55.11	63.00	-7.89	AVG	



E.U.T	IEEE 802.11a/b/g/n 2x2 Wireless LAN USB Client	Model Name	AP-3001g
Temperature	26°C	Relative Humidity	60%
Test Voltage	AC 120V/60Hz (System)		
Test Mode	IEEE 802.11n (40 MHz)/5310 MHz		

Polarization: Horizontal



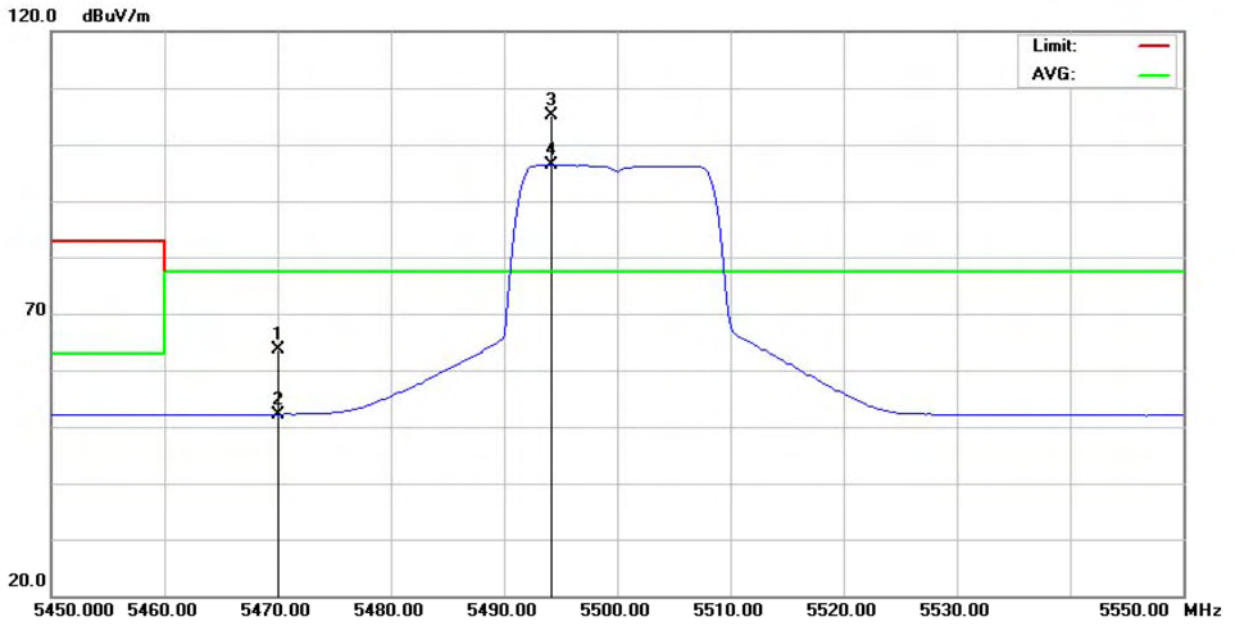
No.	Mk.	Freq. MHz	Reading Level dBuV	Correct Factor dB	Measure- ment dBuV/m	Limit dBuV/m	Over dB	Detector	Comment
1		3327.500	45.50	2.27	47.77	83.00	-35.23	peak	
2		3327.500	30.24	2.27	32.51	63.00	-30.49	AVG	
3		10619.31	42.54	17.38	59.92	83.00	-23.08	peak	
4		10619.31	31.02	17.38	48.40	63.00	-14.60	AVG	
5		15929.92	42.91	20.26	63.17	83.00	-19.83	peak	
6	*	15929.92	31.12	20.26	51.38	63.00	-11.62	AVG	



9.9 TEST RESULTS - 5500 MHZ TO 5700 MHZ BAND

E.U.T	IEEE 802.11a/b/g/n 2x2 Wireless LAN USB Client	Model Name	AP-3001g
Temperature	26°C	Relative Humidity	60%
Test Voltage	AC 120V/60Hz (System)		
Test Mode	IEEE 802.11a/5500 MHz		

Polarization: Vertical

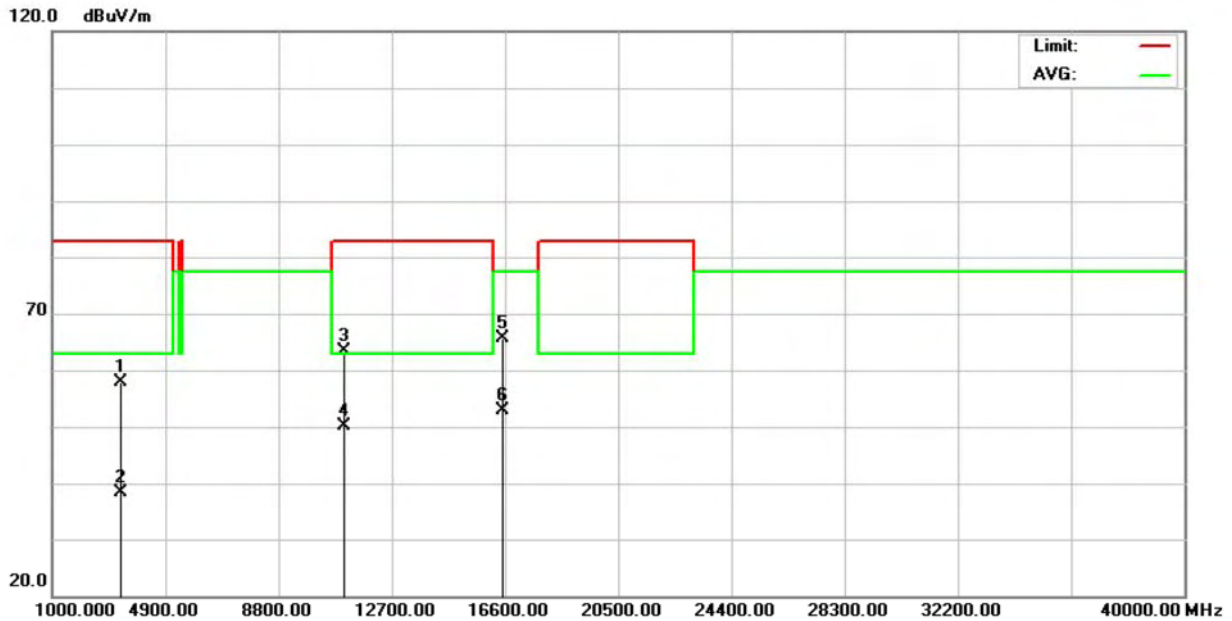


No.	Mk.	Freq. MHz	Reading Level dBuV	Correct Factor dB	Measure- ment dBuV/m	Limit dBuV/m	Over dB	Detector	Comment
1		5470.000	24.41	39.12	63.53	77.30	-13.77	peak	
2		5470.000	13.08	39.12	52.20	77.30	-25.10	AVG	
3	*	5494.250	66.07	39.11	105.18	77.30	27.88	peak	
4	X	5494.250	57.30	39.11	96.41	77.30	19.11	AVG	



E.U.T	IEEE 802.11a/b/g/n 2x2 Wireless LAN USB Client	Model Name	AP-3001g
Temperature	26°C	Relative Humidity	60%
Test Voltage	AC 120V/60Hz (System)		
Test Mode	IEEE 802.11a/5500 MHz		

Polarization: Vertical

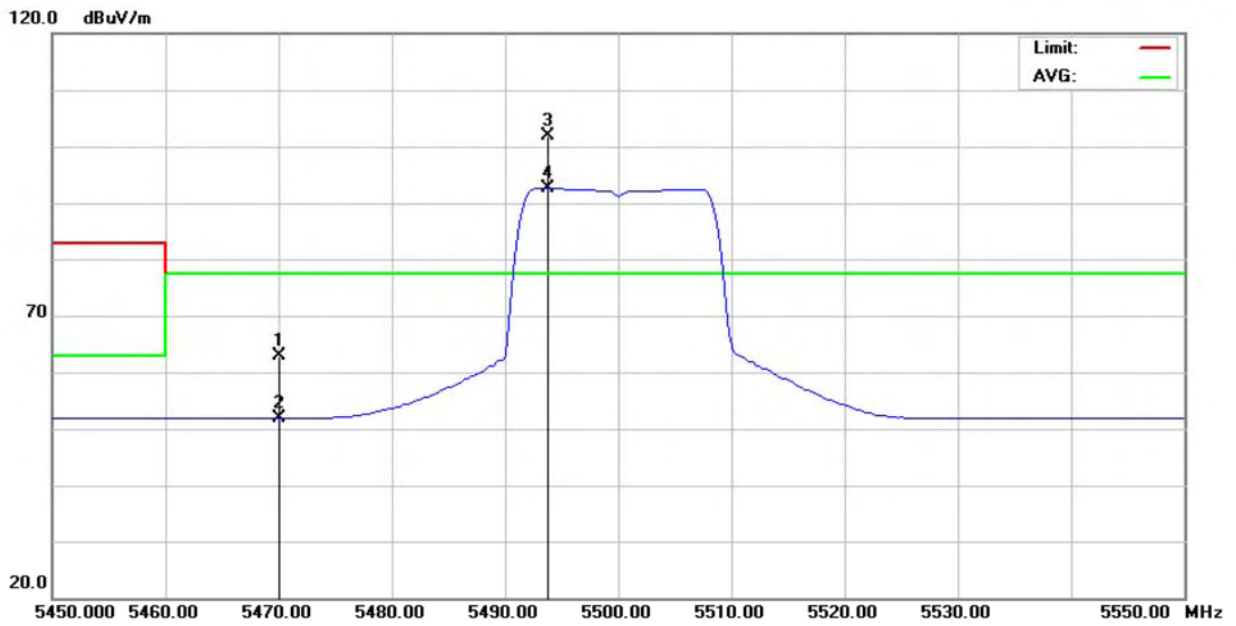


No.	Mk.	Freq. MHz	Reading Level dBuV	Correct Factor dB	Measure- ment dBuV/m	Limit dBuV/m	Over dB	Detector	Comment
1		3328.850	55.48	2.28	57.76	83.00	-25.24	peak	
2		3328.850	36.13	2.28	38.41	63.00	-24.59	AVG	
3		10997.55	44.62	18.85	63.47	83.00	-19.53	peak	
4		10997.55	31.36	18.85	50.21	63.00	-12.79	AVG	
5	*	16500.62	44.86	20.74	65.60	77.30	-11.70	peak	
6		16500.62	32.24	20.74	52.98	77.30	-24.32	AVG	



E.U.T	IEEE 802.11a/b/g/n 2x2 Wireless LAN USB Client	Model Name	AP-3001g
Temperature	26°C	Relative Humidity	60%
Test Voltage	AC 120V/60Hz (System)		
Test Mode	IEEE 802.11a/5500 MHz		

Polarization: Horizontal

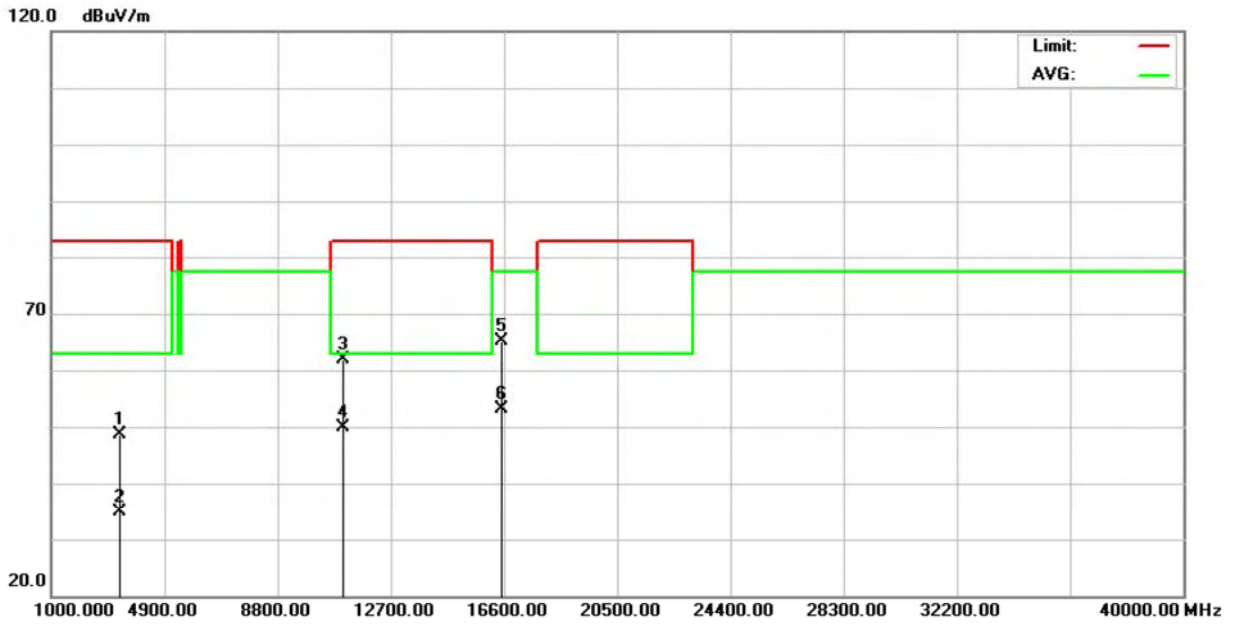


No.	Mk.	Freq. MHz	Reading Level dBuV	Correct Factor dB	Measure- ment dBuV/m	Limit dBuV/m	Over dB	Detector	Comment
1		5470.000	23.77	39.12	62.89	77.30	-14.41	peak	
2		5470.000	12.77	39.12	51.89	77.30	-25.41	AVG	
3	*	5493.750	62.74	39.11	101.85	77.30	24.55	peak	
4	X	5493.750	53.49	39.11	92.60	77.30	15.30	AVG	



E.U.T	IEEE 802.11a/b/g/n 2x2 Wireless LAN USB Client	Model Name	AP-3001g
Temperature	26°C	Relative Humidity	60%
Test Voltage	AC 120V/60Hz (System)		
Test Mode	IEEE 802.11a/5500 MHz		

Polarization: Horizontal

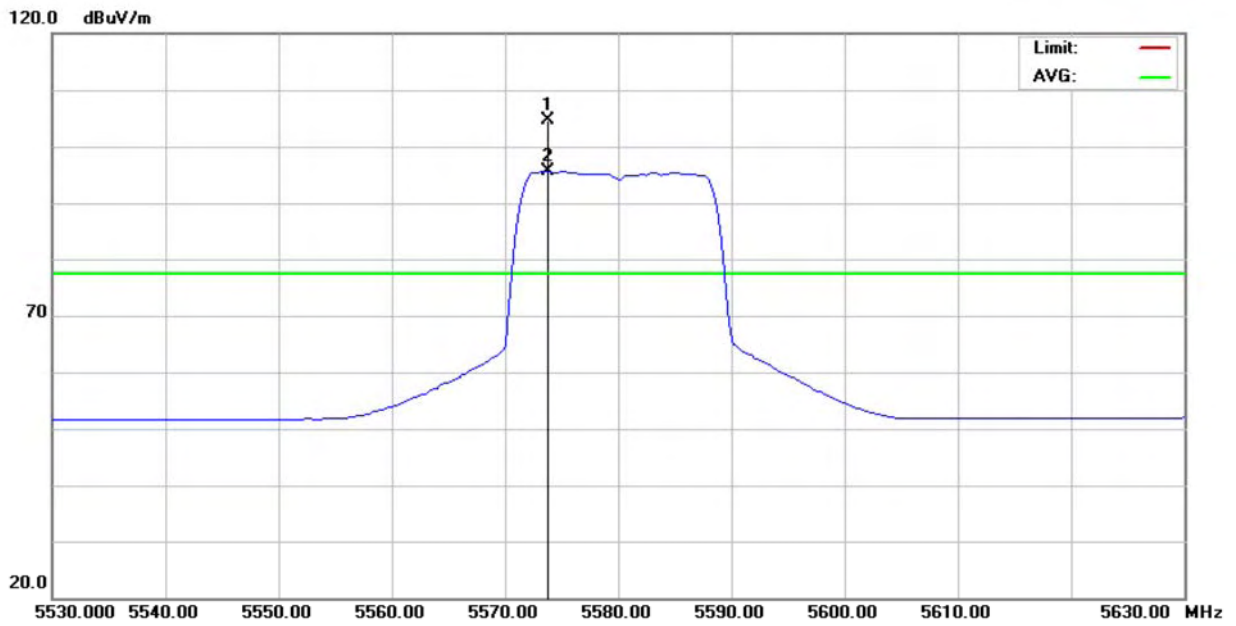


No.	Mk.	Freq. MHz	Reading Level dBuV	Correct Factor dB	Measure- ment dBuV/m	Limit dBuV/m	Over dB	Detector	Comment
1		3328.200	46.33	2.28	48.61	83.00	-34.39	peak	
2		3328.200	32.48	2.28	34.76	63.00	-28.24	AVG	
3		11000.67	43.11	18.86	61.97	83.00	-21.03	peak	
4		11000.67	31.10	18.86	49.96	63.00	-13.04	AVG	
5	*	16500.00	44.46	20.74	65.20	77.30	-12.10	peak	
6		16500.00	32.30	20.74	53.04	77.30	-24.26	AVG	



E.U.T	IEEE 802.11a/b/g/n 2x2 Wireless LAN USB Client	Model Name	AP-3001g
Temperature	26°C	Relative Humidity	60%
Test Voltage	AC 120V/60Hz (System)		
Test Mode	IEEE 802.11a/5580 MHz		

Polarization: Vertical

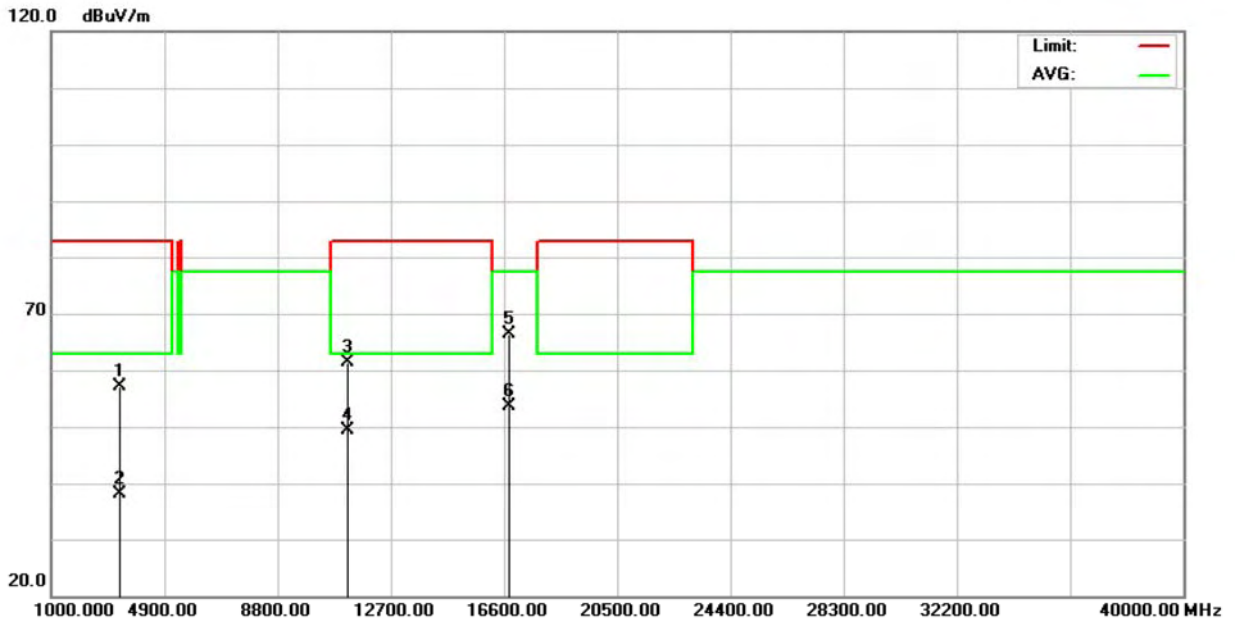


No.	Mk.	Freq.	Reading Level	Correct Factor	Measurement	Limit	Over	Detector	Comment
		MHz	dBuV	dB	dBuV/m	dBuV/m	dB		
1	*	5573.750	65.32	39.29	104.61	77.30	27.31	peak	
2	X	5573.750	56.31	39.29	95.60	77.30	18.30	AVG	



E.U.T	IEEE 802.11a/b/g/n 2x2 Wireless LAN USB Client	Model Name	AP-3001g
Temperature	26°C	Relative Humidity	60%
Test Voltage	AC 120V/60Hz (System)		
Test Mode	IEEE 802.11a/5580 MHz		

Polarization: Vertical

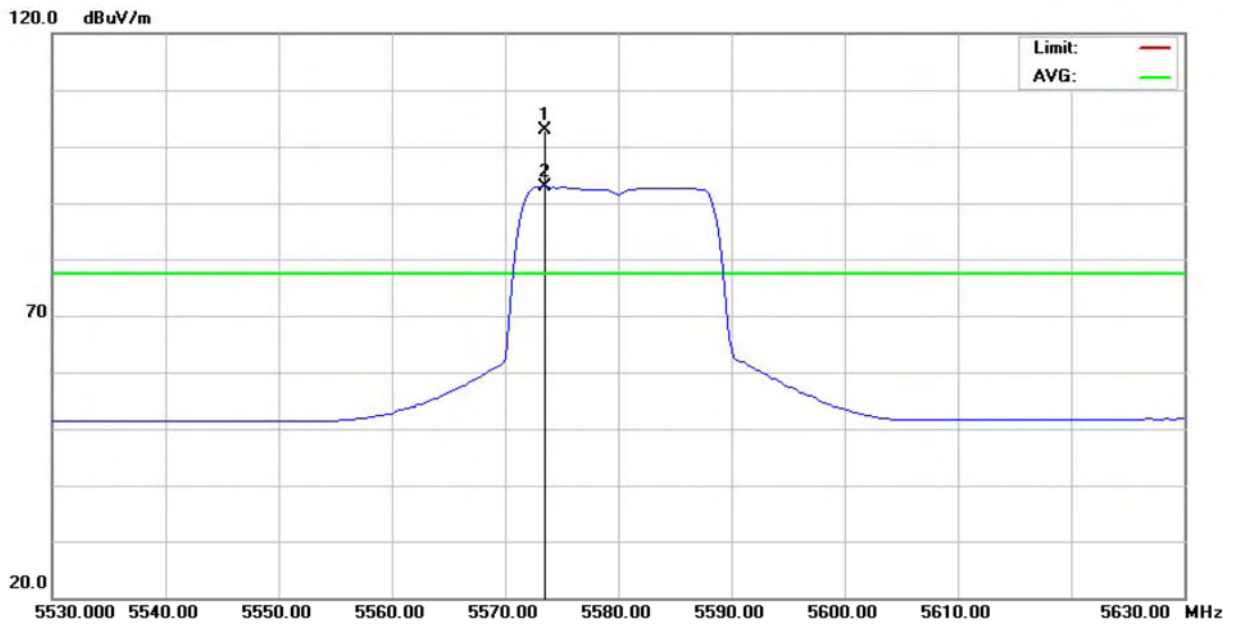


No. Mk.	Freq. MHz	Reading Level dBuV	Correct Factor dB	Measurement dBuV/m	Limit dBuV/m	Over dB	Detector	Comment
1	3329.550	54.82	2.28	57.10	83.00	-25.90	peak	
2	3329.550	35.83	2.28	38.11	63.00	-24.89	AVG	
3	11161.05	42.76	18.67	61.43	83.00	-21.57	peak	
4	11161.05	30.73	18.67	49.40	63.00	-13.60	AVG	
5 *	16738.65	44.18	22.12	66.30	77.30	-11.00	peak	
6	16738.65	31.57	22.12	53.69	77.30	-23.61	AVG	



E.U.T	IEEE 802.11a/b/g/n 2x2 Wireless LAN USB Client	Model Name	AP-3001g
Temperature	26°C	Relative Humidity	60%
Test Voltage	AC 120V/60Hz (System)		
Test Mode	IEEE 802.11a/5580 MHz		

Polarization: Horizontal

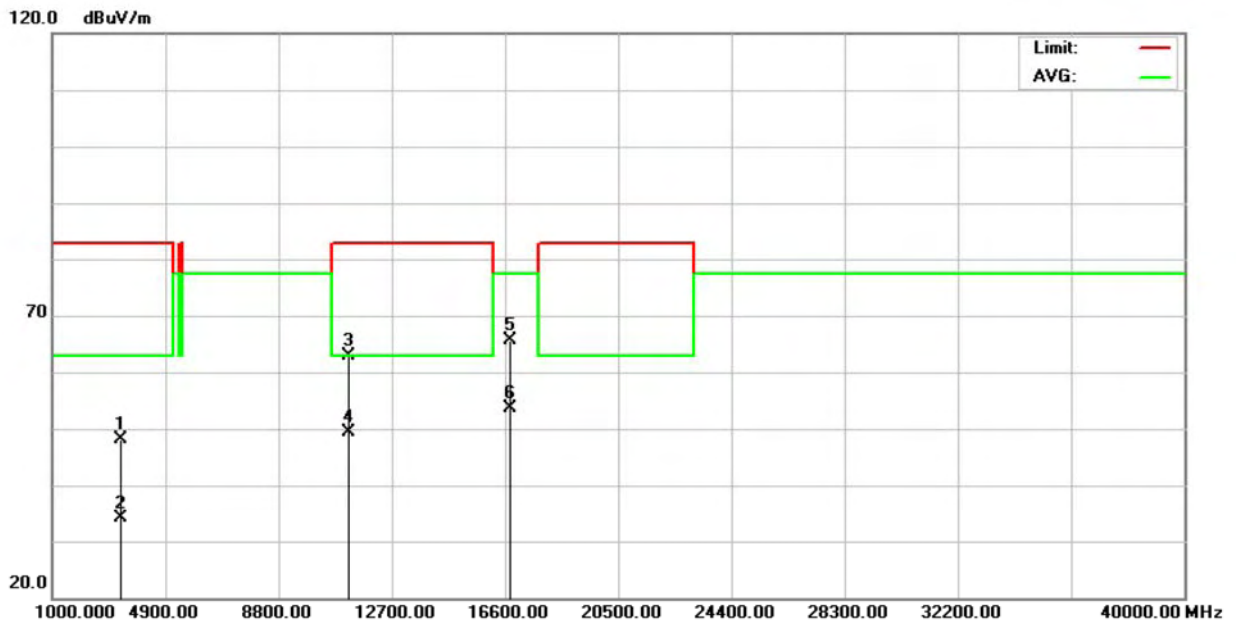


No.	Mk.	Freq.	Reading Level	Correct Factor	Measurement	Limit	Over	Detector	Comment
		MHz	dBuV	dB	dBuV/m	dBuV/m	dB		
1	*	5573.500	63.50	39.29	102.79	77.30	25.49	peak	
2	X	5573.500	53.71	39.29	93.00	77.30	15.70	AVG	



E.U.T	IEEE 802.11a/b/g/n 2x2 Wireless LAN USB Client	Model Name	AP-3001g
Temperature	26°C	Relative Humidity	60%
Test Voltage	AC 120V/60Hz (System)		
Test Mode	IEEE 802.11a/5580 MHz		

Polarization: Horizontal

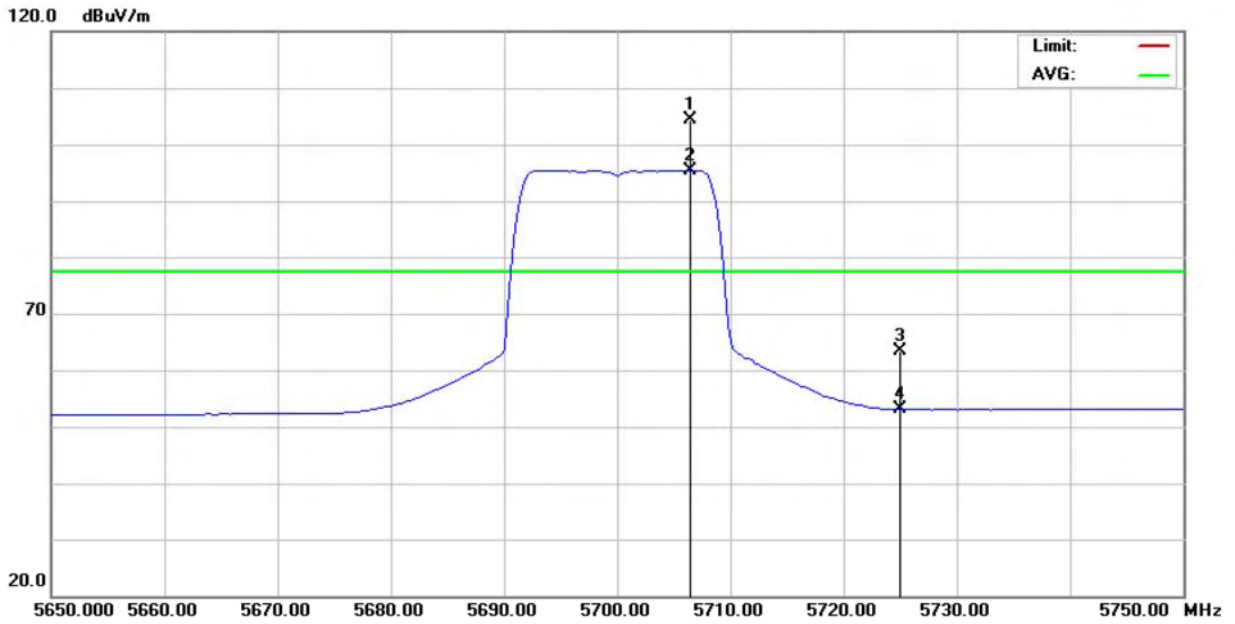


No. Mk.	Freq. MHz	Reading Level dBuV	Correct Factor dB	Measurement dBuV/m	Limit dBuV/m	Over dB	Detector	Comment
1	3329.050	45.85	2.28	48.13	83.00	-34.87	peak	
2	3329.050	31.75	2.28	34.03	63.00	-28.97	AVG	
3	11160.20	44.24	18.67	62.91	83.00	-20.09	peak	
4	11160.20	30.82	18.67	49.49	63.00	-13.51	AVG	
5 *	16738.55	43.59	22.12	65.71	77.30	-11.59	peak	
6	16738.55	31.55	22.12	53.67	77.30	-23.63	AVG	



E.U.T	IEEE 802.11a/b/g/n 2x2 Wireless LAN USB Client	Model Name	AP-3001g
Temperature	26°C	Relative Humidity	60%
Test Voltage	AC 120V/60Hz (System)		
Test Mode	IEEE 802.11a/5700 MHz		

Polarization: Vertical

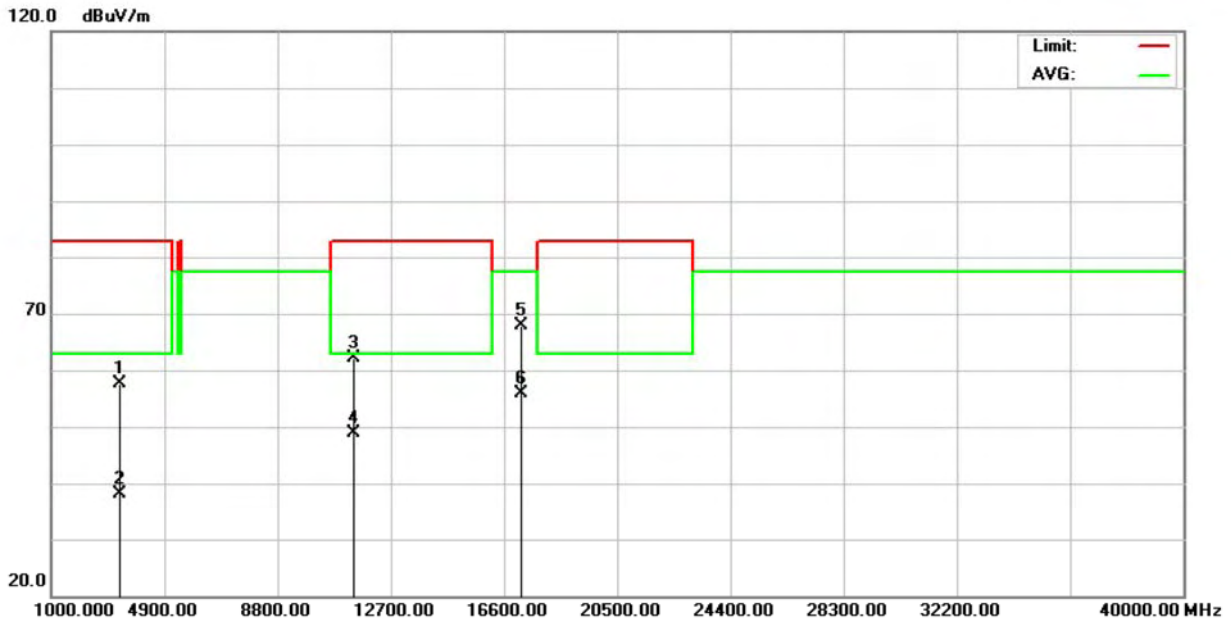


No.	Mk.	Freq. MHz	Reading Level dBuV	Correct Factor dB	Measure- ment dBuV/m	Limit dBuV/m	Over dB	Detector	Comment
1	*	5706.500	64.80	39.61	104.41	77.30	27.11	peak	
2	X	5706.500	55.83	39.61	95.44	77.30	18.14	AVG	
3		5725.000	23.68	39.65	63.33	77.30	-13.97	peak	
4		5725.000	13.38	39.65	53.03	77.30	-24.27	AVG	



E.U.T	IEEE 802.11a/b/g/n 2x2 Wireless LAN USB Client	Model Name	AP-3001g
Temperature	26°C	Relative Humidity	60%
Test Voltage	AC 120V/60Hz (System)		
Test Mode	IEEE 802.11a/5700 MHz		

Polarization: Vertical

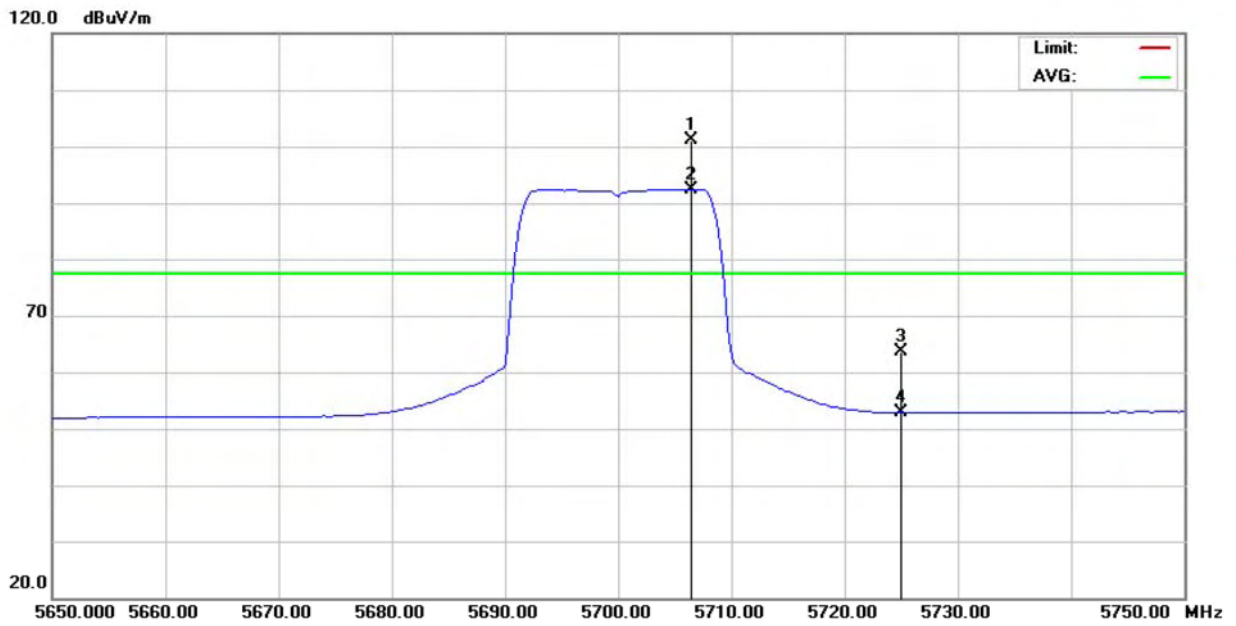


No. Mk.	Freq. MHz	Reading Level dBuV	Correct Factor dB	Measurement dBuV/m	Limit dBuV/m	Over dB	Detector	Comment
1	3329.375	55.23	2.28	57.51	83.00	-25.49	peak	
2	3329.375	35.87	2.28	38.15	63.00	-24.85	AVG	
3	11402.20	43.72	18.39	62.11	83.00	-20.89	peak	
4	11402.20	30.55	18.39	48.94	63.00	-14.06	AVG	
5 *	17100.55	43.61	24.34	67.95	77.30	-9.35	peak	
6	17100.55	31.45	24.34	55.79	77.30	-21.51	AVG	



E.U.T	IEEE 802.11a/b/g/n 2x2 Wireless LAN USB Client	Model Name	AP-3001g
Temperature	26°C	Relative Humidity	60%
Test Voltage	AC 120V/60Hz (System)		
Test Mode	IEEE 802.11a/5700 MHz		

Polarization: Horizontal

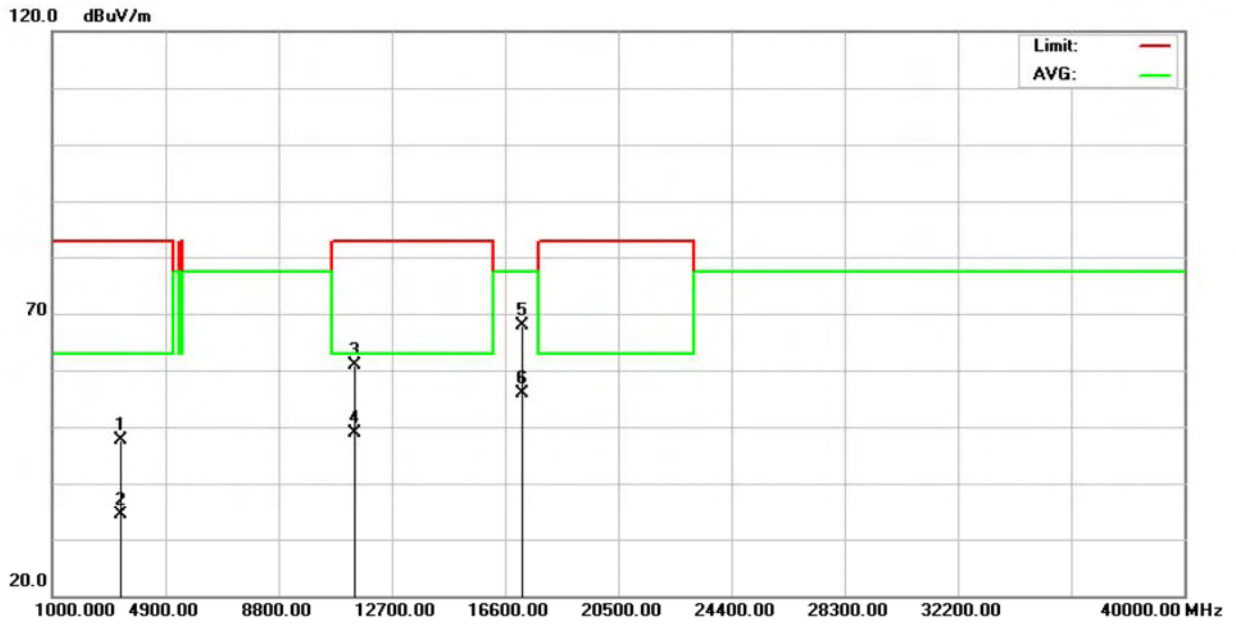


No.	Mk.	Freq. MHz	Reading Level dBuV	Correct Factor dB	Measure- ment dBuV/m	Limit dBuV/m	Over dB	Detector	Comment
1	*	5706.500	61.60	39.61	101.21	77.30	23.91	peak	
2	X	5706.500	52.79	39.61	92.40	77.30	15.10	AVG	
3		5725.000	23.99	39.65	63.64	77.30	-13.66	peak	
4		5725.000	13.16	39.65	52.81	77.30	-24.49	AVG	



E.U.T	IEEE 802.11a/b/g/n 2x2 Wireless LAN USB Client	Model Name	AP-3001g
Temperature	26°C	Relative Humidity	60%
Test Voltage	AC 120V/60Hz (System)		
Test Mode	IEEE 802.11a/5700 MHz		

Polarization: Horizontal

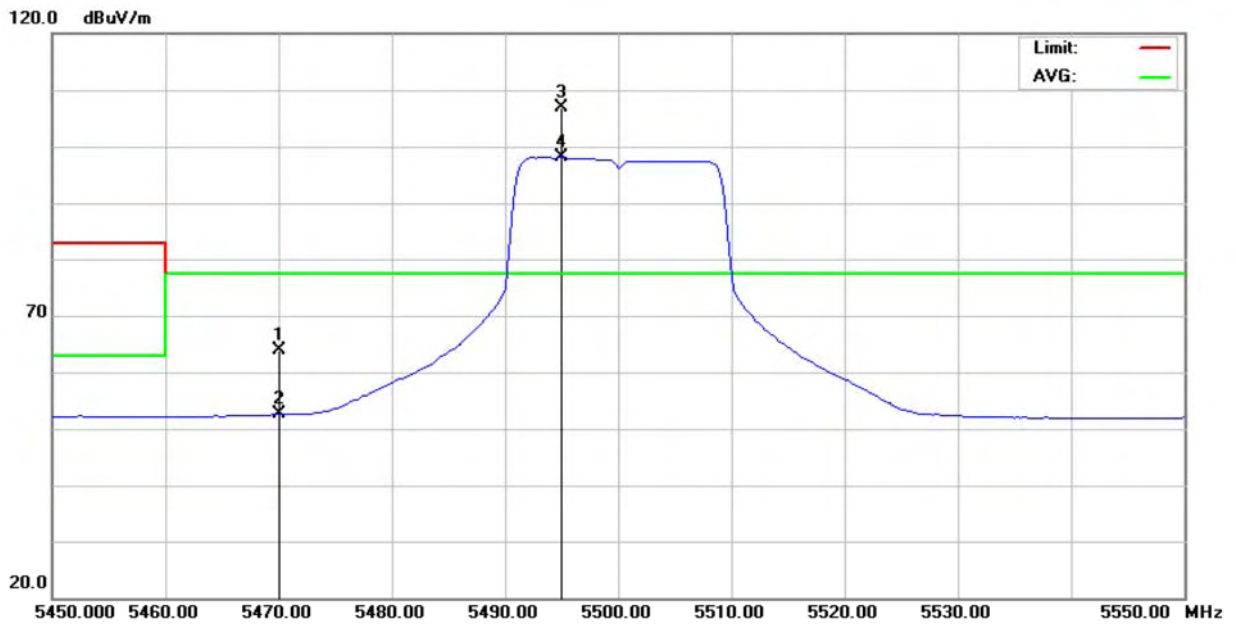


No.	Mk.	Freq. MHz	Reading Level dBuV	Correct Factor dB	Measure- ment dBuV/m	Limit dBuV/m	Over dB	Detector	Comment
1		3328.750	45.43	2.28	47.71	83.00	-35.29	peak	
2		3328.750	32.02	2.28	34.30	63.00	-28.70	AVG	
3		11399.27	42.38	18.40	60.78	83.00	-22.22	peak	
4		11399.27	30.48	18.40	48.88	63.00	-14.12	AVG	
5	*	17100.05	43.54	24.34	67.88	77.30	-9.42	peak	
6		17100.05	31.53	24.34	55.87	77.30	-21.43	AVG	



E.U.T	IEEE 802.11a/b/g/n 2x2 Wireless LAN USB Client	Model Name	AP-3001g
Temperature	26°C	Relative Humidity	60%
Test Voltage	AC 120V/60Hz (System)		
Test Mode	IEEE 802.11n (20 MHz)/5500 MHz		

Polarization: Vertical

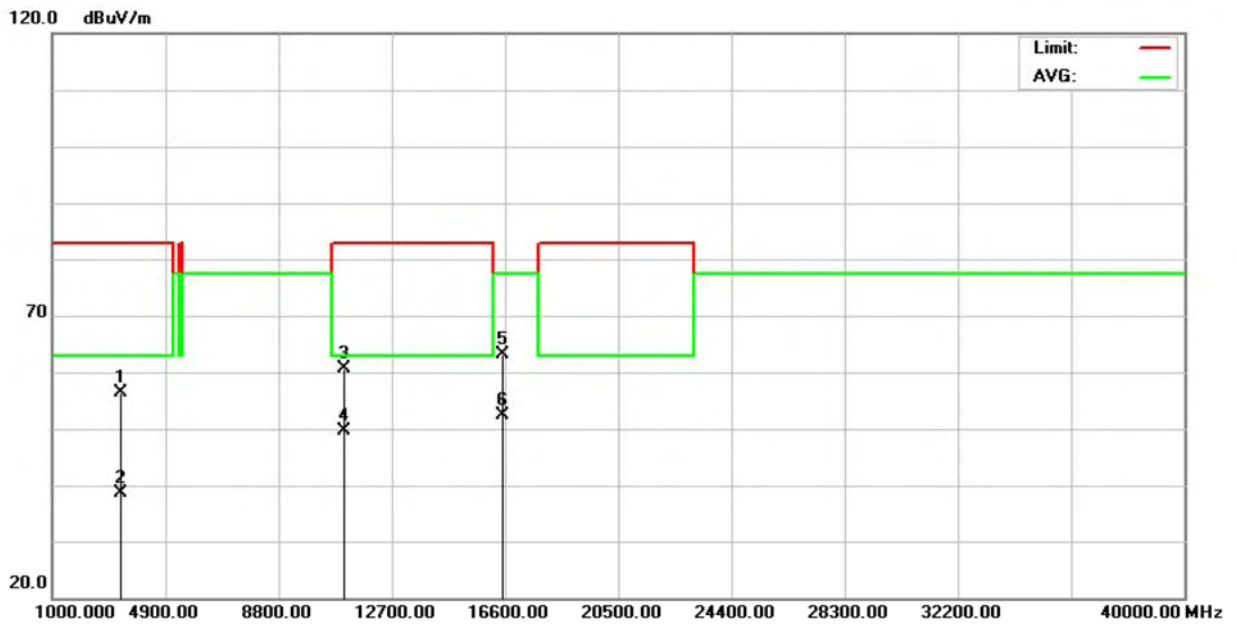


No.	Mk.	Freq. MHz	Reading Level dBuV	Correct Factor dB	Measure- ment dBuV/m	Limit dBuV/m	Over dB	Detector	Comment
1		5470.000	24.74	39.12	63.86	77.30	-13.44	peak	
2		5470.000	13.40	39.12	52.52	77.30	-24.78	AVG	
3	*	5495.000	67.80	39.11	106.91	77.30	29.61	peak	
4	X	5495.000	58.96	39.11	98.07	77.30	20.77	AVG	



E.U.T	IEEE 802.11a/b/g/n 2x2 Wireless LAN USB Client	Model Name	AP-3001g
Temperature	26°C	Relative Humidity	60%
Test Voltage	AC 120V/60Hz (System)		
Test Mode	IEEE 802.11n (20 MHz)/5500 MHz		

Polarization: Vertical

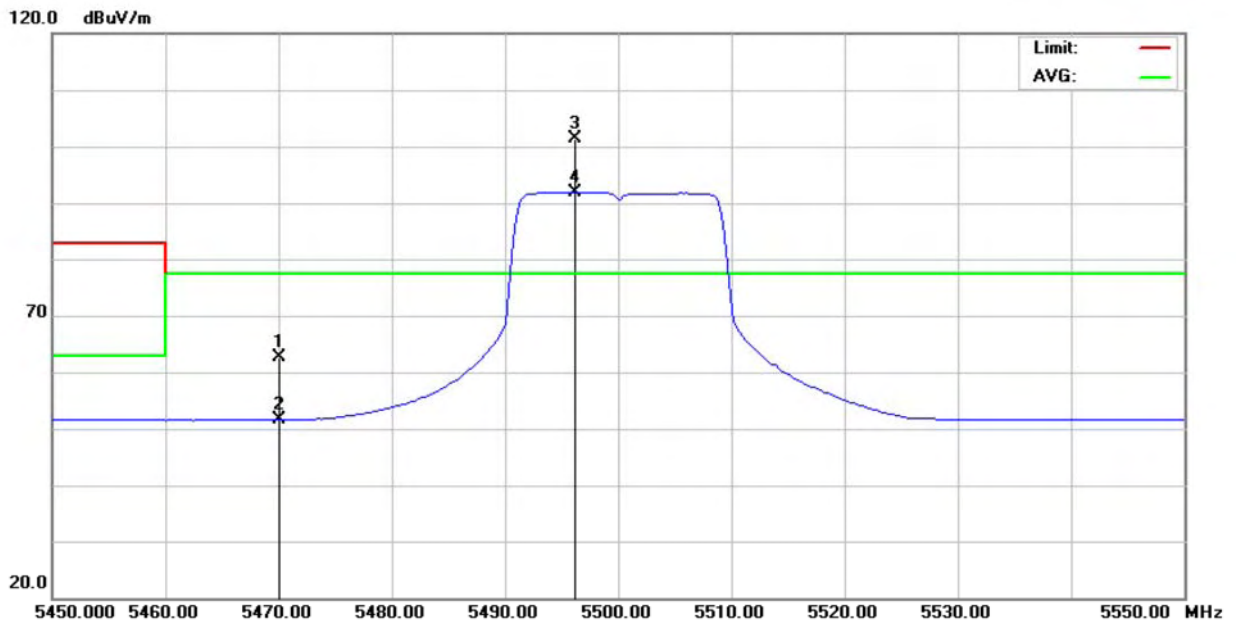


No.	Mk.	Freq. MHz	Reading Level dBuV	Correct Factor dB	Measure- ment dBuV/m	Limit dBuV/m	Over dB	Detector	Comment
1		3322.950	54.22	2.26	56.48	83.00	-26.52	peak	
2		3322.950	36.45	2.26	38.71	63.00	-24.29	AVG	
3		10999.45	41.83	18.86	60.69	83.00	-22.31	peak	
4	*	10999.45	30.76	18.86	49.62	63.00	-13.38	AVG	
5		16500.05	42.38	20.74	63.12	77.30	-14.18	peak	
6		16500.05	31.53	20.74	52.27	77.30	-25.03	AVG	



E.U.T	IEEE 802.11a/b/g/n 2x2 Wireless LAN USB Client	Model Name	AP-3001g
Temperature	26°C	Relative Humidity	60%
Test Voltage	AC 120V/60Hz (System)		
Test Mode	IEEE 802.11n (20 MHz)/5500 MHz		

Polarization: Horizontal

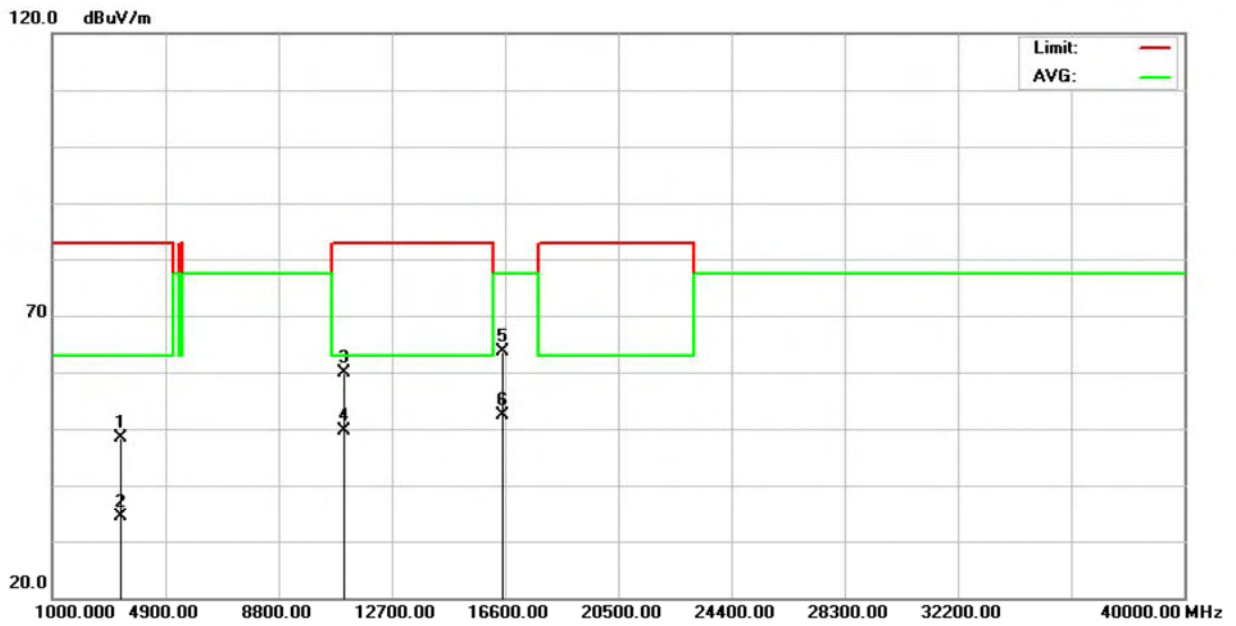


No.	Mk.	Freq. MHz	Reading Level dBuV	Correct Factor dB	Measure- ment dBuV/m	Limit dBuV/m	Over dB	Detector	Comment
1		5470.000	23.40	39.12	62.52	77.30	-14.78	peak	
2		5470.000	12.51	39.12	51.63	77.30	-25.67	AVG	
3	*	5496.250	62.31	39.11	101.42	77.30	24.12	peak	
4	X	5496.250	52.89	39.11	92.00	77.30	14.70	AVG	



E.U.T	IEEE 802.11a/b/g/n 2x2 Wireless LAN USB Client	Model Name	AP-3001g
Temperature	26°C	Relative Humidity	60%
Test Voltage	AC 120V/60Hz (System)		
Test Mode	IEEE 802.11n (20 MHz)/5500 MHz		

Polarization: Horizontal

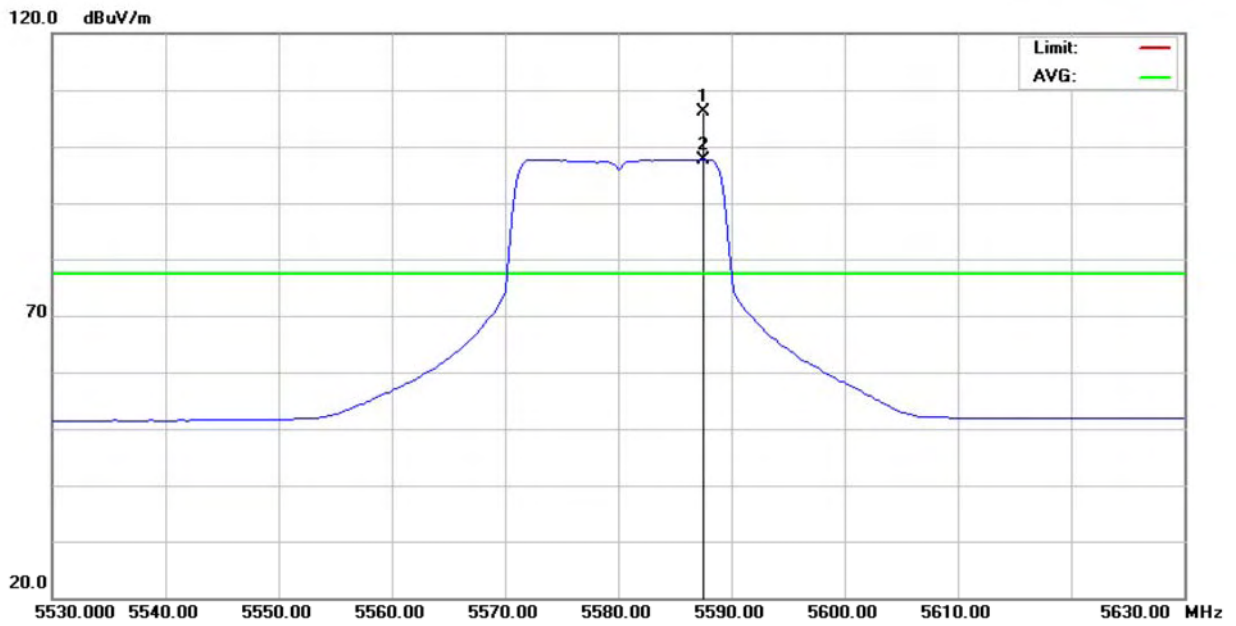


No.	Mk.	Freq. MHz	Reading Level dBuV	Correct Factor dB	Measure- ment dBuV/m	Limit dBuV/m	Over dB	Detector	Comment
1		3326.450	46.15	2.27	48.42	83.00	-34.58	peak	
2		3326.450	32.11	2.27	34.38	63.00	-28.62	AVG	
3		11000.45	41.13	18.86	59.99	83.00	-23.01	peak	
4	*	11000.45	30.72	18.86	49.58	63.00	-13.42	AVG	
5		16500.00	42.96	20.74	63.70	77.30	-13.60	peak	
6		16500.00	31.63	20.74	52.37	77.30	-24.93	AVG	



E.U.T	IEEE 802.11a/b/g/n 2x2 Wireless LAN USB Client	Model Name	AP-3001g
Temperature	26°C	Relative Humidity	60%
Test Voltage	AC 120V/60Hz (System)		
Test Mode	IEEE 802.11n (20 MHz)/5580 MHz		

Polarization: Vertical

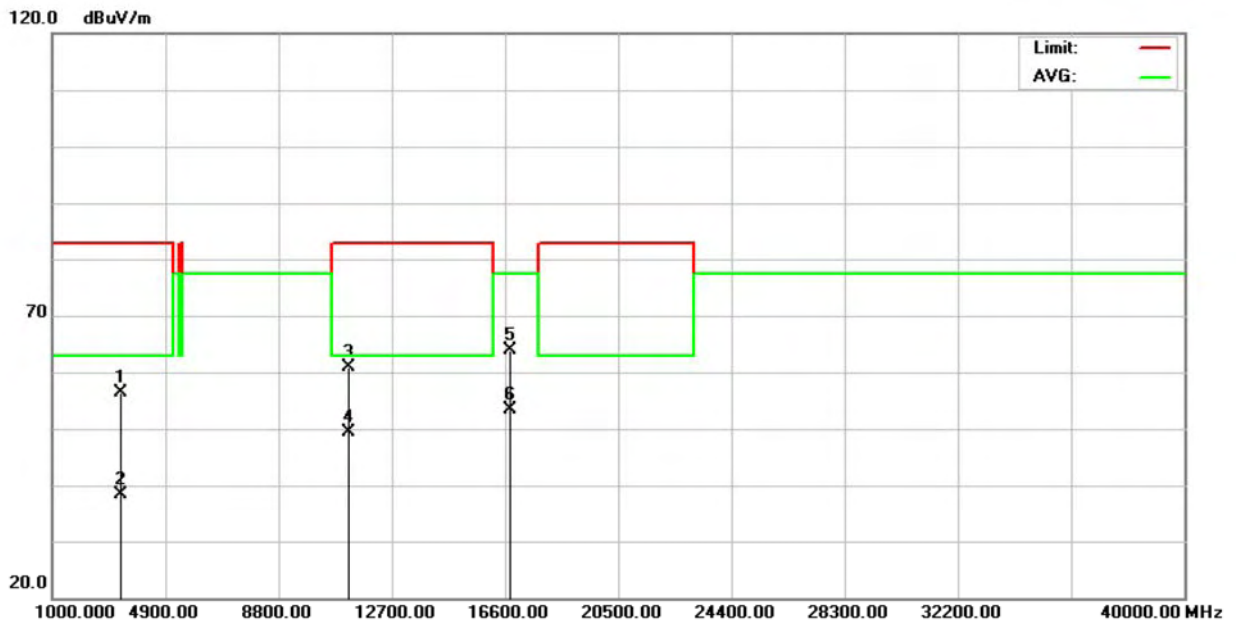


No.	Mk.	Freq.	Reading Level	Correct Factor	Measurement	Limit	Over	Detector	Comment
		MHz	dBuV	dB	dBuV/m	dBuV/m	dB		
1	*	5587.500	66.86	39.32	106.18	77.30	28.88	peak	
2	X	5587.500	58.41	39.32	97.73	77.30	20.43	AVG	



E.U.T	IEEE 802.11a/b/g/n 2x2 Wireless LAN USB Client	Model Name	AP-3001g
Temperature	26°C	Relative Humidity	60%
Test Voltage	AC 120V/60Hz (System)		
Test Mode	IEEE 802.11n (20 MHz)/5580 MHz		

Polarization: Vertical

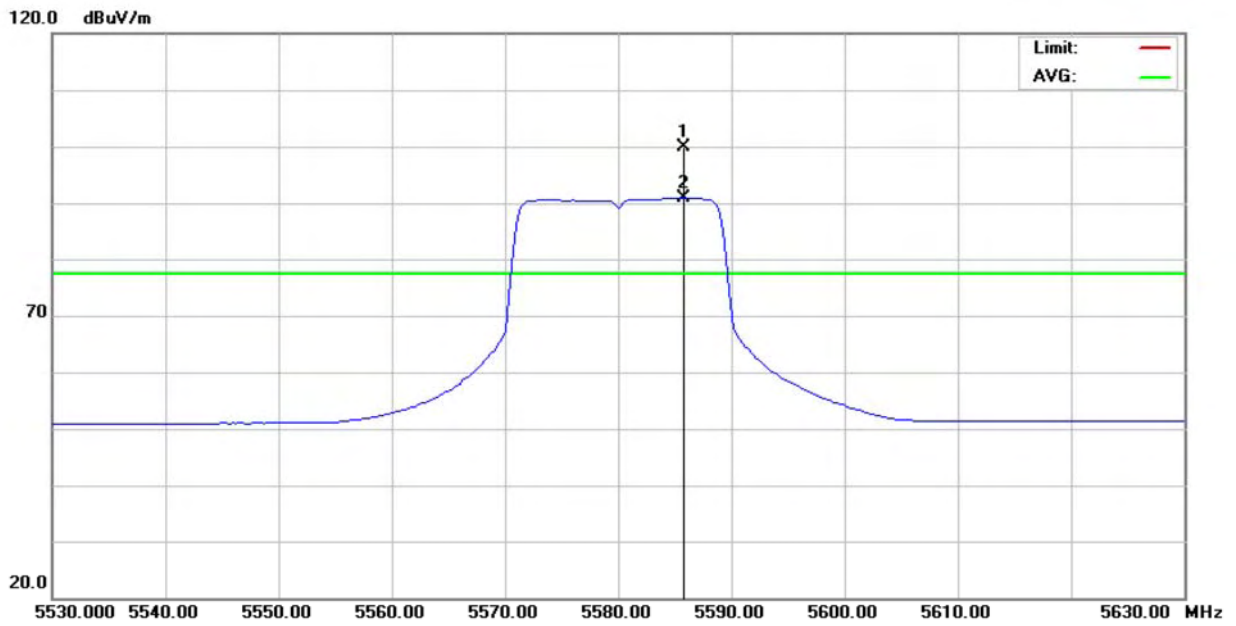


No.	Mk.	Freq. MHz	Reading Level dBuV	Correct Factor dB	Measure- ment dBuV/m	Limit dBuV/m	Over dB	Detector	Comment
1		3323.950	54.22	2.26	56.48	83.00	-26.52	peak	
2		3323.950	36.15	2.26	38.41	63.00	-24.59	AVG	
3		11159.55	42.16	18.67	60.83	83.00	-22.17	peak	
4		11159.55	30.60	18.67	49.27	63.00	-13.73	AVG	
5	*	16739.92	41.69	22.13	63.82	77.30	-13.48	peak	
6		16739.92	31.29	22.13	53.42	77.30	-23.88	AVG	



E.U.T	IEEE 802.11a/b/g/n 2x2 Wireless LAN USB Client	Model Name	AP-3001g
Temperature	26°C	Relative Humidity	60%
Test Voltage	AC 120V/60Hz (System)		
Test Mode	IEEE 802.11n (20 MHz)/5580 MHz		

Polarization: Horizontal

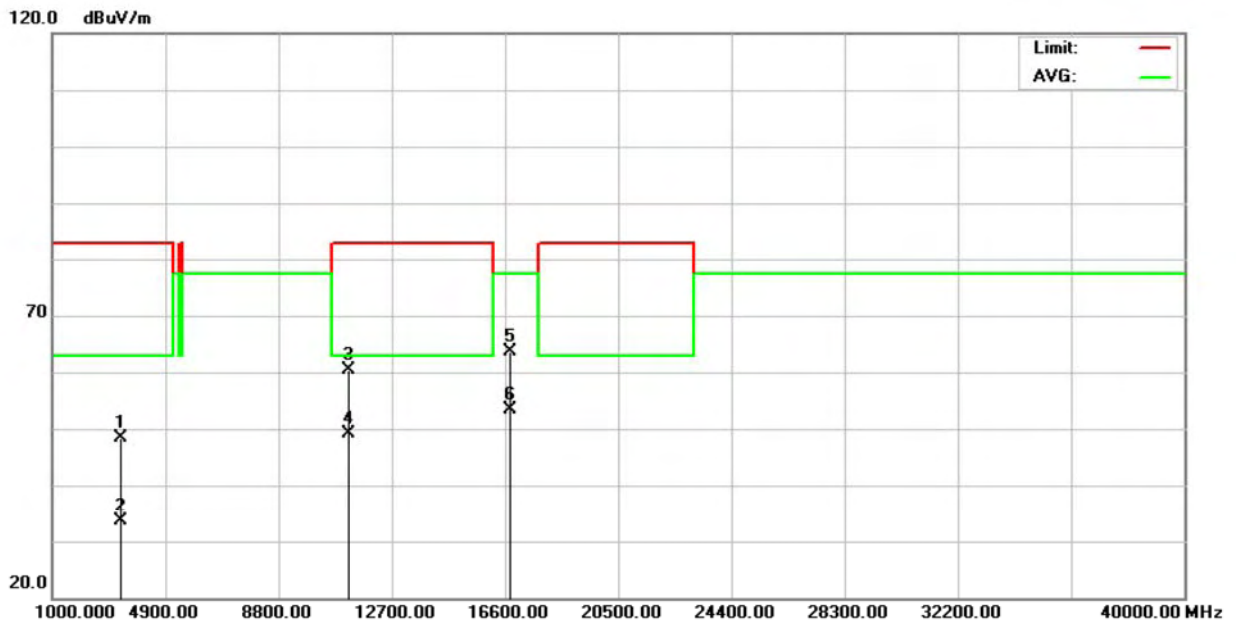


No.	Mk.	Freq.	Reading Level	Correct Factor	Measurement	Limit	Over	Detector	Comment
		MHz	dBuV	dB	dBuV/m	dBuV/m	dB		
1	*	5585.750	60.48	39.32	99.80	77.30	22.50	peak	
2	X	5585.750	51.57	39.32	90.89	77.30	13.59	AVG	



E.U.T	IEEE 802.11a/b/g/n 2x2 Wireless LAN USB Client	Model Name	AP-3001g
Temperature	26°C	Relative Humidity	60%
Test Voltage	AC 120V/60Hz (System)		
Test Mode	IEEE 802.11n (20 MHz)/5580 MHz		

Polarization: Horizontal

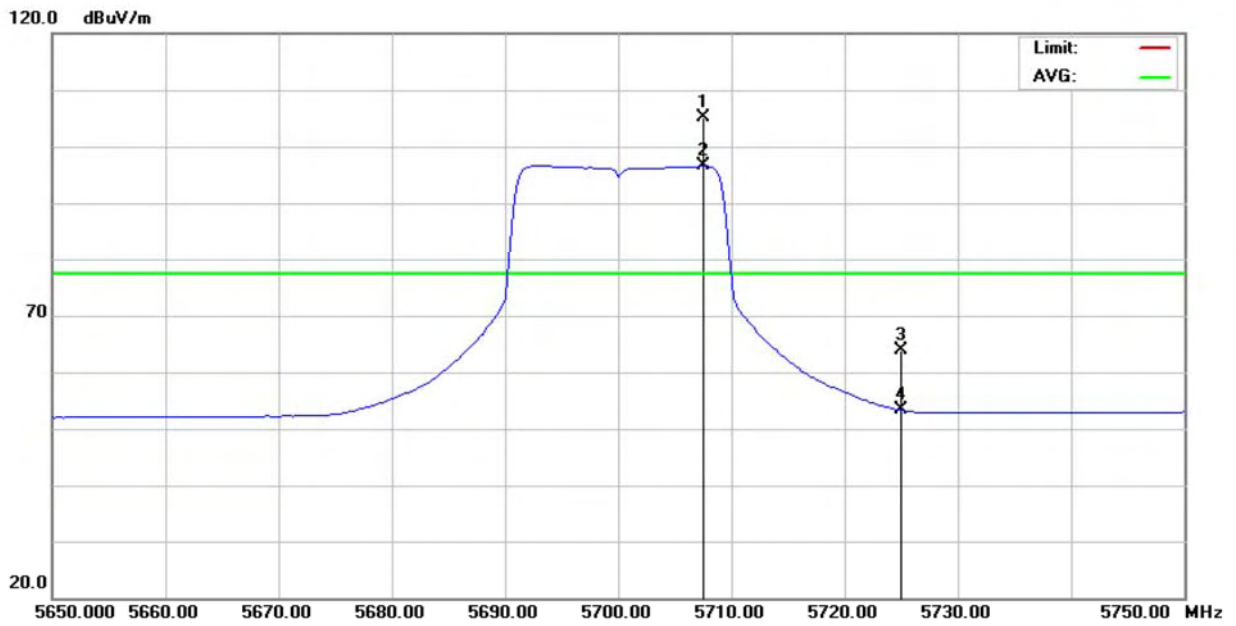


No.	Mk.	Freq. MHz	Reading Level dBuV	Correct Factor dB	Measure- ment dBuV/m	Limit dBuV/m	Over dB	Detector	Comment
1		3329.200	46.15	2.28	48.43	83.00	-34.57	peak	
2		3329.200	31.41	2.28	33.69	63.00	-29.31	AVG	
3		11159.95	41.62	18.67	60.29	83.00	-22.71	peak	
4		11159.95	30.48	18.67	49.15	63.00	-13.85	AVG	
5	*	16739.47	41.41	22.13	63.54	77.30	-13.76	peak	
6		16739.47	31.36	22.13	53.49	77.30	-23.81	AVG	



E.U.T	IEEE 802.11a/b/g/n 2x2 Wireless LAN USB Client	Model Name	AP-3001g
Temperature	26°C	Relative Humidity	60%
Test Voltage	AC 120V/60Hz (System)		
Test Mode	IEEE 802.11n (20 MHz)/5700 MHz		

Polarization: Vertical

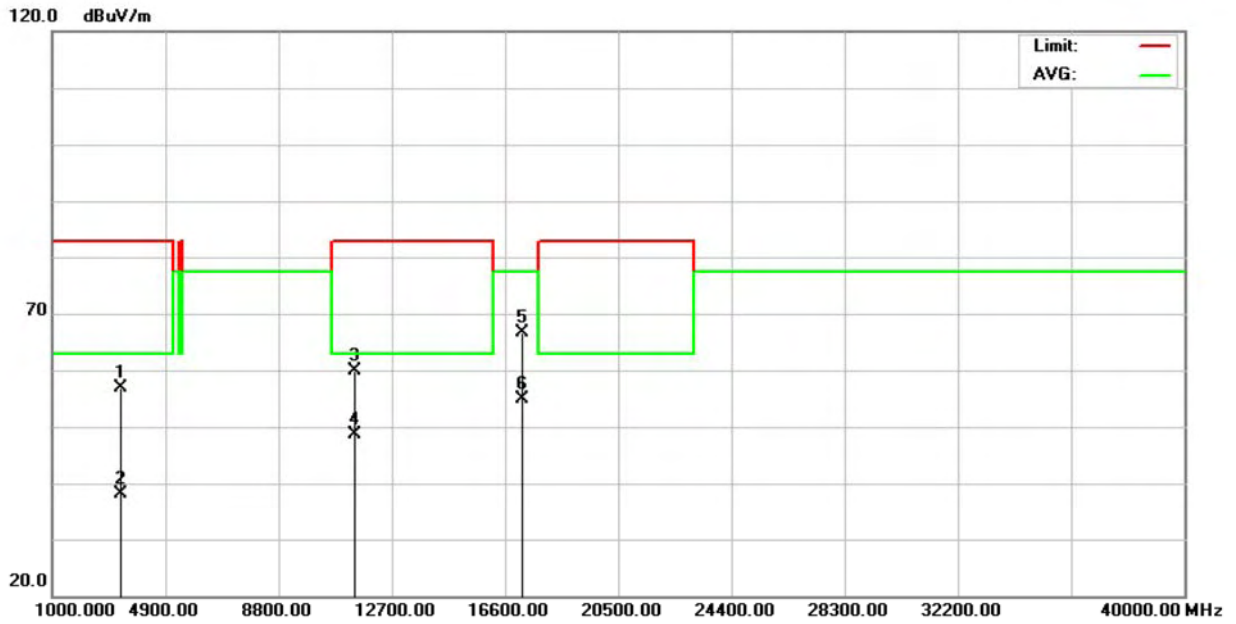


No.	Mk.	Freq. MHz	Reading Level dBuV	Correct Factor dB	Measure- ment dBuV/m	Limit dBuV/m	Over dB	Detector	Comment
1	*	5707.500	65.63	39.61	105.24	77.30	27.94	peak	
2	X	5707.500	56.96	39.61	96.57	77.30	19.27	AVG	
3		5725.000	24.34	39.65	63.99	77.30	-13.31	peak	
4		5725.000	13.63	39.65	53.28	77.30	-24.02	AVG	



E.U.T	IEEE 802.11a/b/g/n 2x2 Wireless LAN USB Client	Model Name	AP-3001g
Temperature	26°C	Relative Humidity	60%
Test Voltage	AC 120V/60Hz (System)		
Test Mode	IEEE 802.11n (20 MHz)/5700 MHz		

Polarization: Vertical

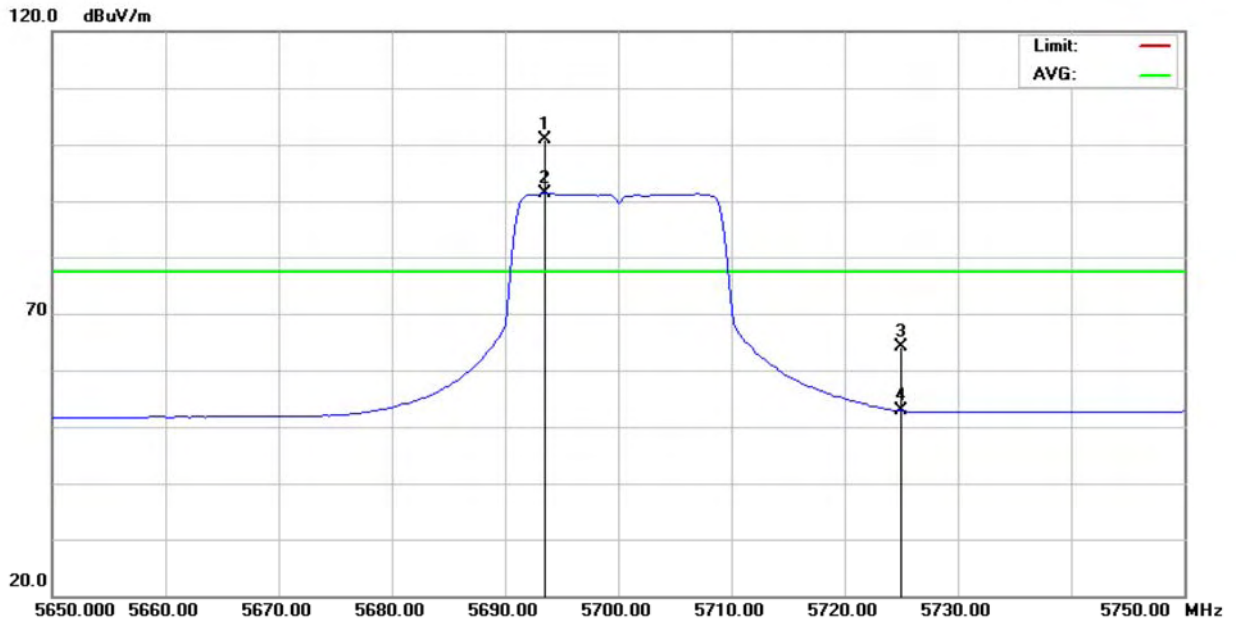


No.	Mk.	Freq. MHz	Reading Level dBuV	Correct Factor dB	Measure- ment dBuV/m	Limit dBuV/m	Over dB	Detector	Comment
1		3324.300	54.50	2.26	56.76	83.00	-26.24	peak	
2		3324.300	35.84	2.26	38.10	63.00	-24.90	AVG	
3		11399.57	41.50	18.40	59.90	83.00	-23.10	peak	
4		11399.57	30.15	18.40	48.55	63.00	-14.45	AVG	
5	*	17099.62	42.37	24.34	66.71	77.30	-10.59	peak	
6		17099.62	30.63	24.34	54.97	77.30	-22.33	AVG	



E.U.T	IEEE 802.11a/b/g/n 2x2 Wireless LAN USB Client	Model Name	AP-3001g
Temperature	26°C	Relative Humidity	60%
Test Voltage	AC 120V/60Hz (System)		
Test Mode	IEEE 802.11n (20 MHz)/5700 MHz		

Polarization: Horizontal

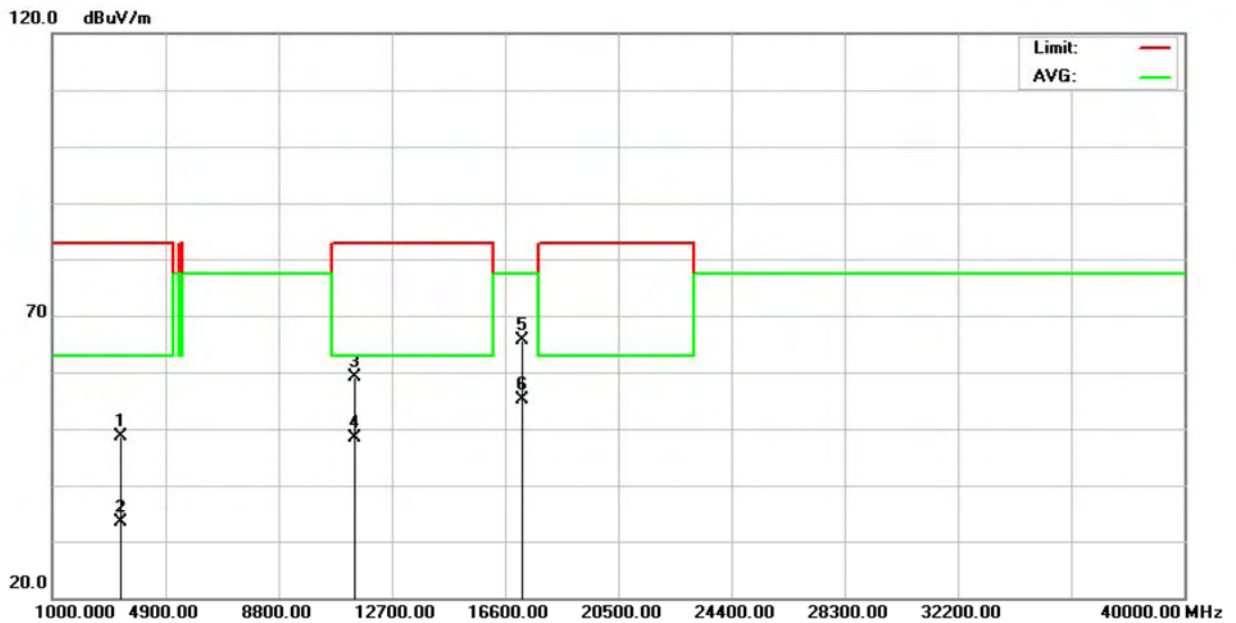


No.	Mk.	Freq. MHz	Reading Level dBuV	Correct Factor dB	Measure- ment dBuV/m	Limit dBuV/m	Over dB	Detector	Comment
1	*	5693.500	61.39	39.58	100.97	77.30	23.67	peak	
2	X	5693.500	51.78	39.58	91.36	77.30	14.06	AVG	
3		5725.000	24.52	39.65	64.17	77.30	-13.13	peak	
4		5725.000	13.13	39.65	52.78	77.30	-24.52	AVG	



E.U.T	IEEE 802.11a/b/g/n 2x2 Wireless LAN USB Client	Model Name	AP-3001g
Temperature	26°C	Relative Humidity	60%
Test Voltage	AC 120V/60Hz (System)		
Test Mode	IEEE 802.11n (20 MHz)/5700 MHz		

Polarization: Horizontal

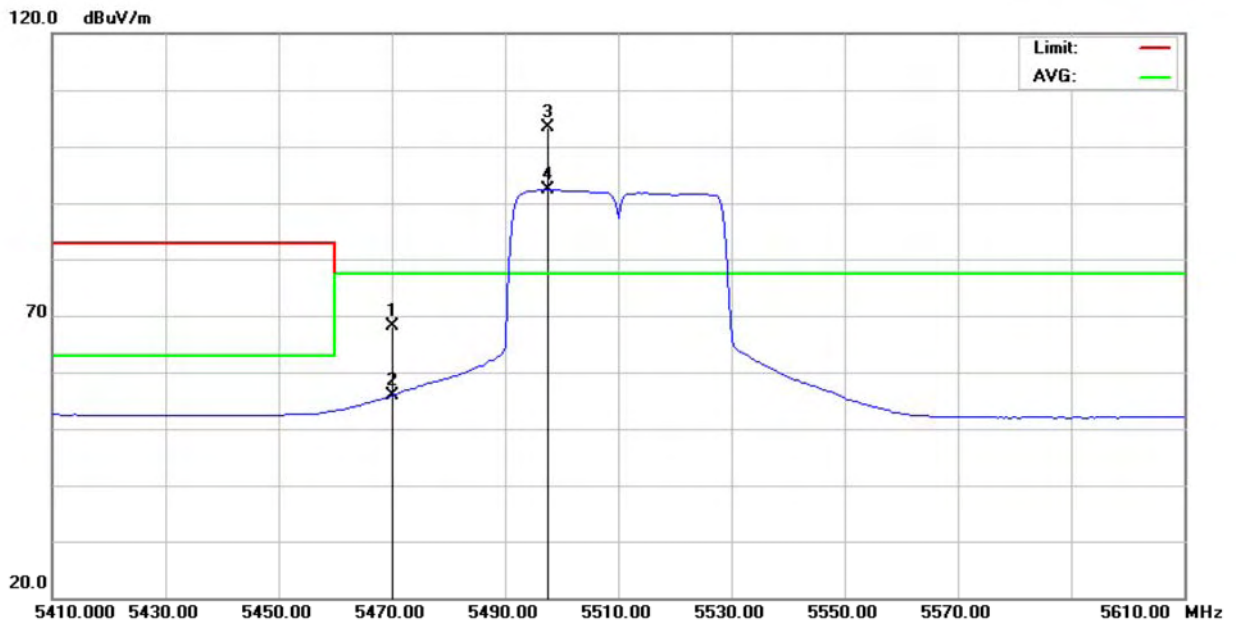


No. Mk.	Freq. MHz	Reading Level dBuV	Correct Factor dB	Measurement dBuV/m	Limit dBuV/m	Over dB	Detector	Comment
1	3326.000	46.25	2.27	48.52	83.00	-34.48	peak	
2	3326.000	31.01	2.27	33.28	63.00	-29.72	AVG	
3	11401.20	40.70	18.39	59.09	83.00	-23.91	peak	
4	11401.20	30.05	18.39	48.44	63.00	-14.56	AVG	
5 *	17097.69	41.20	24.32	65.52	77.30	-11.78	peak	
6	17097.69	30.70	24.32	55.02	77.30	-22.28	AVG	



E.U.T	IEEE 802.11a/b/g/n 2x2 Wireless LAN USB Client	Model Name	AP-3001g
Temperature	26°C	Relative Humidity	60%
Test Voltage	AC 120V/60Hz (System)		
Test Mode	IEEE 802.11n (40 MHz)/5510 MHz		

Polarization: Vertical

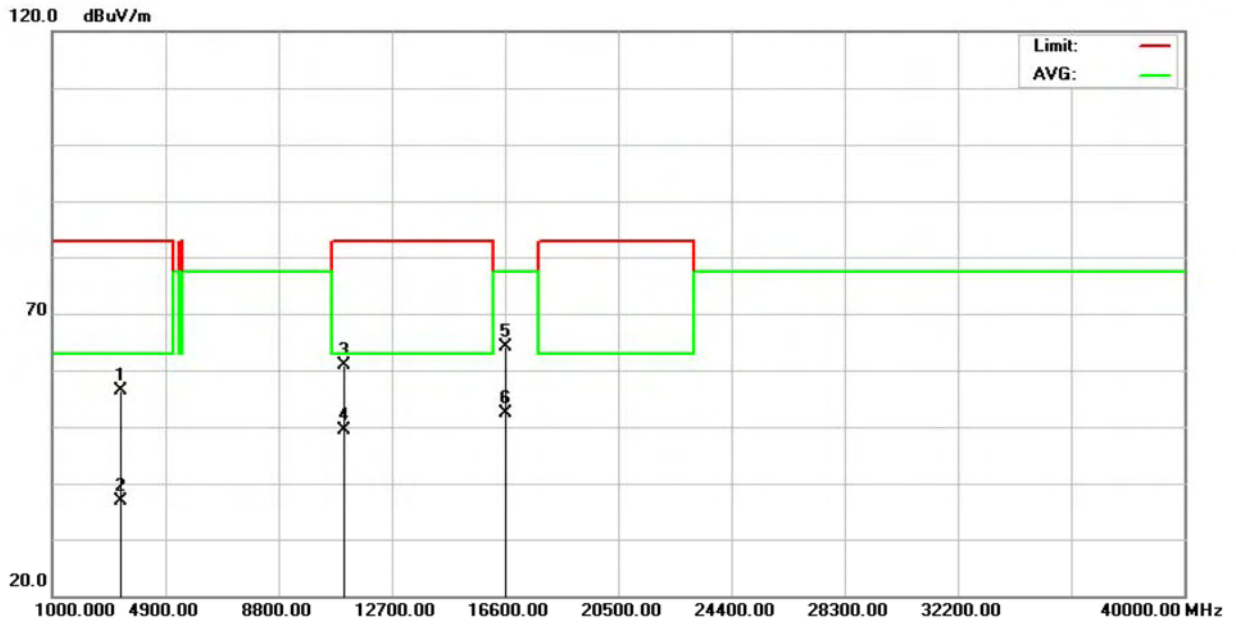


No.	Mk.	Freq. MHz	Reading Level dBuV	Correct Factor dB	Measure- ment dBuV/m	Limit dBuV/m	Over dB	Detector	Comment
1		5470.000	29.06	39.12	68.18	77.30	-9.12	peak	
2		5470.000	16.70	39.12	55.82	77.30	-21.48	AVG	
3	*	5497.500	64.36	39.11	103.47	77.30	26.17	peak	
4	X	5497.500	53.31	39.11	92.42	77.30	15.12	AVG	



E.U.T	IEEE 802.11a/b/g/n 2x2 Wireless LAN USB Client	Model Name	AP-3001g
Temperature	26°C	Relative Humidity	60%
Test Voltage	AC 120V/60Hz (System)		
Test Mode	IEEE 802.11n (40 MHz)/5510 MHz		

Polarization: Vertical

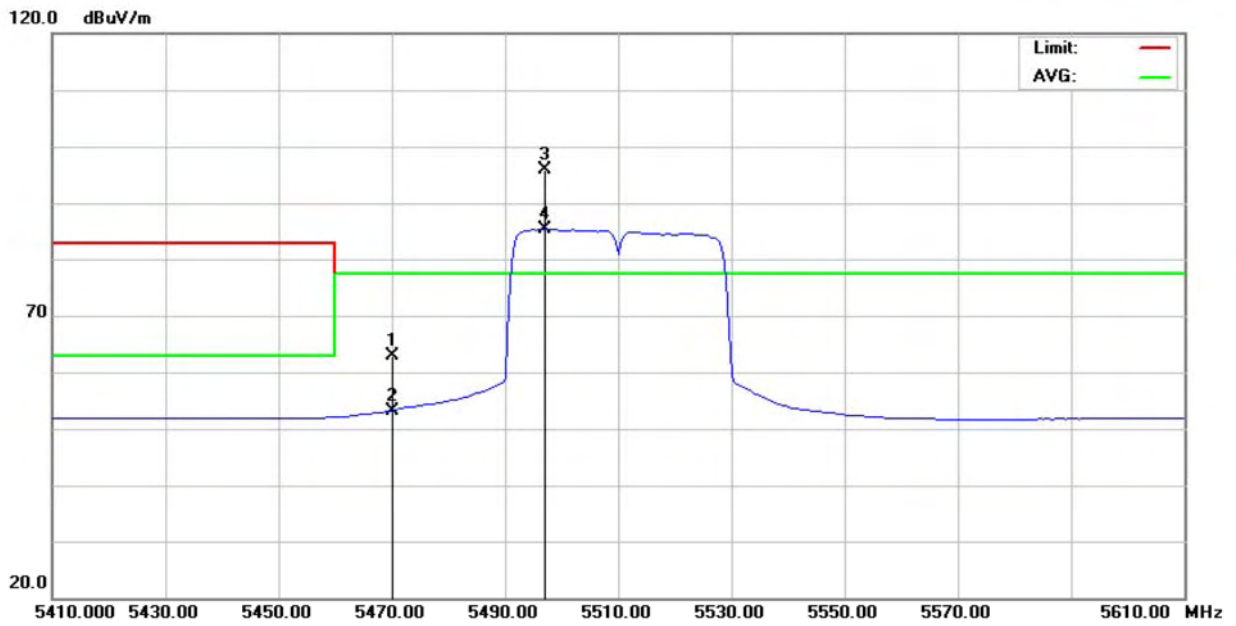


No.	Mk.	Freq. MHz	Reading Level dBuV	Correct Factor dB	Measure- ment dBuV/m	Limit dBuV/m	Over dB	Detector	Comment
1		3327.800	54.12	2.28	56.40	83.00	-26.60	peak	
2		3327.800	34.70	2.28	36.98	63.00	-26.02	AVG	
3		11018.97	42.10	18.84	60.94	83.00	-22.06	peak	
4		11018.97	30.46	18.84	49.30	63.00	-13.70	AVG	
5	*	16530.35	43.09	20.92	64.01	77.30	-13.29	peak	
6		16530.35	31.48	20.92	52.40	77.30	-24.90	AVG	



E.U.T	IEEE 802.11a/b/g/n 2x2 Wireless LAN USB Client	Model Name	AP-3001g
Temperature	26°C	Relative Humidity	60%
Test Voltage	AC 120V/60Hz (System)		
Test Mode	IEEE 802.11n (40 MHz)/5510 MHz		

Polarization: Horizontal

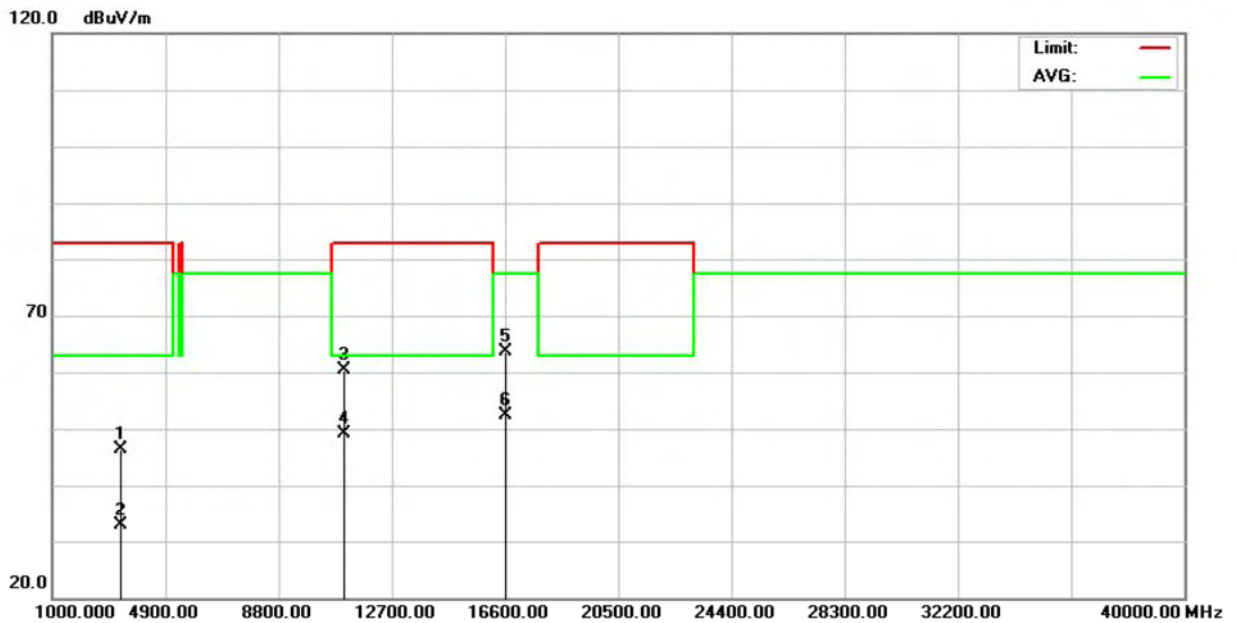


No.	Mk.	Freq. MHz	Reading Level dBuV	Correct Factor dB	Measure- ment dBuV/m	Limit dBuV/m	Over dB	Detector	Comment
1		5470.000	23.74	39.12	62.86	77.30	-14.44	peak	
2		5470.000	14.08	39.12	53.20	77.30	-24.10	AVG	
3	*	5497.000	56.67	39.11	95.78	77.30	18.48	peak	
4	X	5497.000	46.30	39.11	85.41	77.30	8.11	AVG	



E.U.T	IEEE 802.11a/b/g/n 2x2 Wireless LAN USB Client	Model Name	AP-3001g
Temperature	26°C	Relative Humidity	60%
Test Voltage	AC 120V/60Hz (System)		
Test Mode	IEEE 802.11n (40 MHz)/5510 MHz		

Polarization: Horizontal

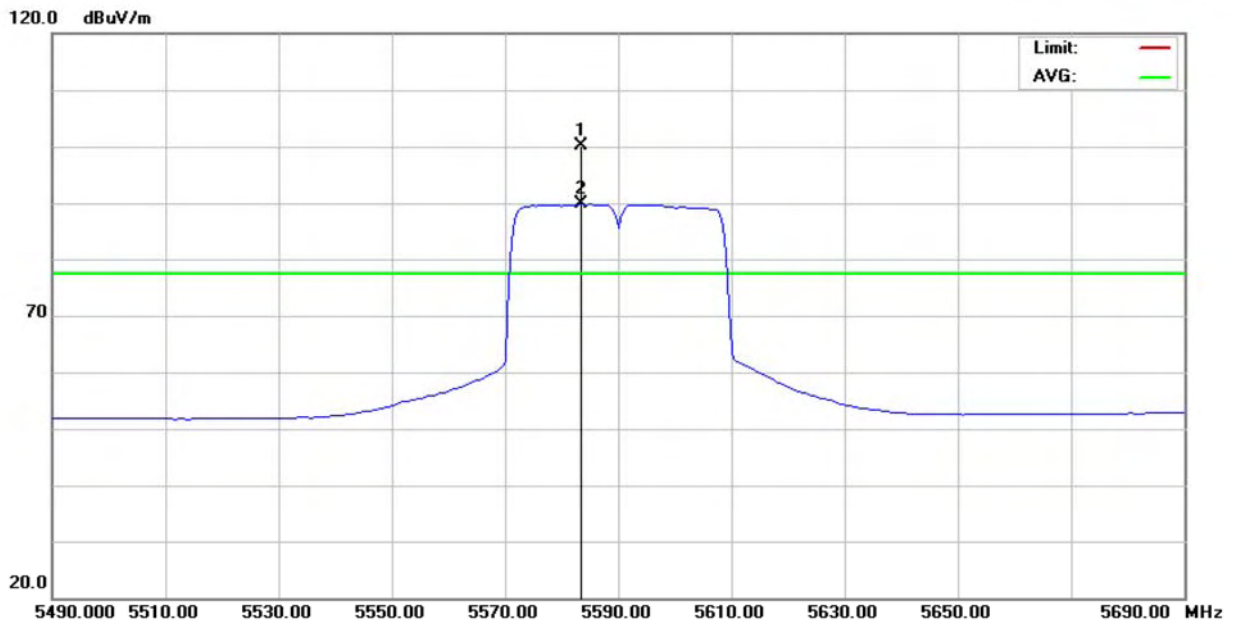


No.	Mk.	Freq. MHz	Reading Level dBuV	Correct Factor dB	Measure- ment dBuV/m	Limit dBuV/m	Over dB	Detector	Comment
1		3328.375	44.10	2.28	46.38	83.00	-36.62	peak	
2		3328.375	30.54	2.28	32.82	63.00	-30.18	AVG	
3		11018.72	41.46	18.84	60.30	83.00	-22.70	peak	
4		11018.72	30.41	18.84	49.25	63.00	-13.75	AVG	
5	*	16530.80	42.74	20.92	63.66	77.30	-13.64	peak	
6		16530.80	31.51	20.92	52.43	77.30	-24.87	AVG	



E.U.T	IEEE 802.11a/b/g/n 2x2 Wireless LAN USB Client	Model Name	AP-3001g
Temperature	26°C	Relative Humidity	60%
Test Voltage	AC 120V/60Hz (System)		
Test Mode	IEEE 802.11n (40 MHz)/5550 MHz		

Polarization: Vertical

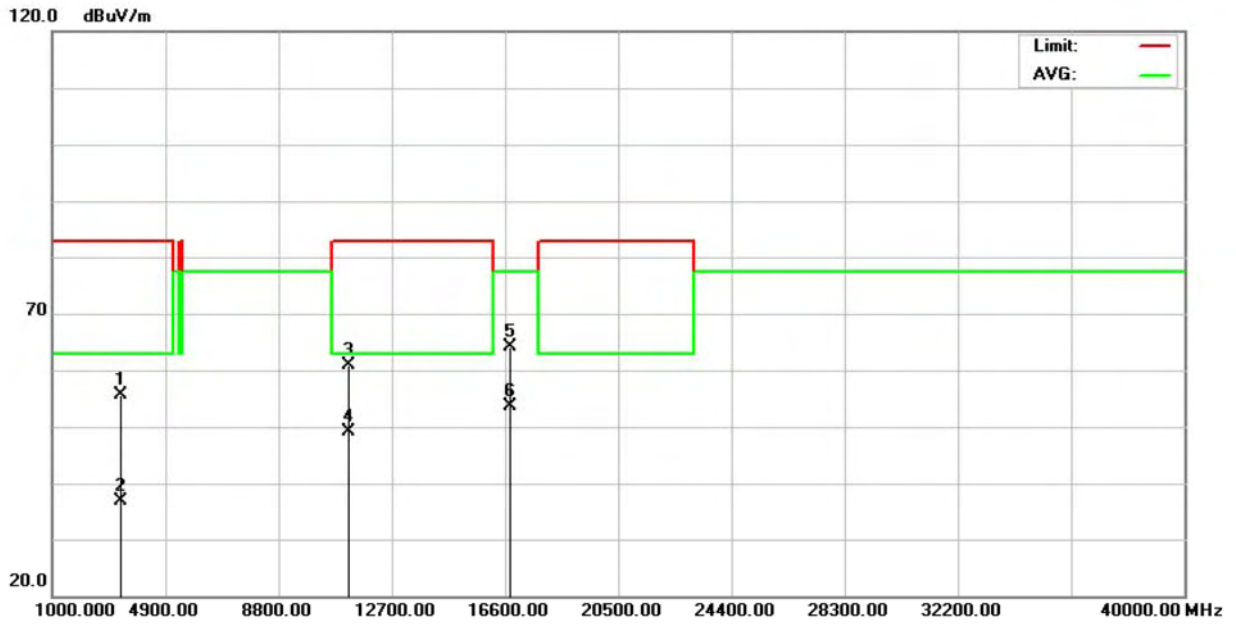


No.	Mk.	Freq.	Reading Level	Correct Factor	Measurement	Limit	Over	Detector	Comment
		MHz	dBuV	dB	dBuV/m	dBuV/m	dB		
1	*	5583.500	60.84	39.31	100.15	77.30	22.85	peak	
2	X	5583.500	50.47	39.31	89.78	77.30	12.48	AVG	



E.U.T	IEEE 802.11a/b/g/n 2x2 Wireless LAN USB Client	Model Name	AP-3001g
Temperature	26°C	Relative Humidity	60%
Test Voltage	AC 120V/60Hz (System)		
Test Mode	IEEE 802.11n (40 MHz)/5550 MHz		

Polarization: Vertical

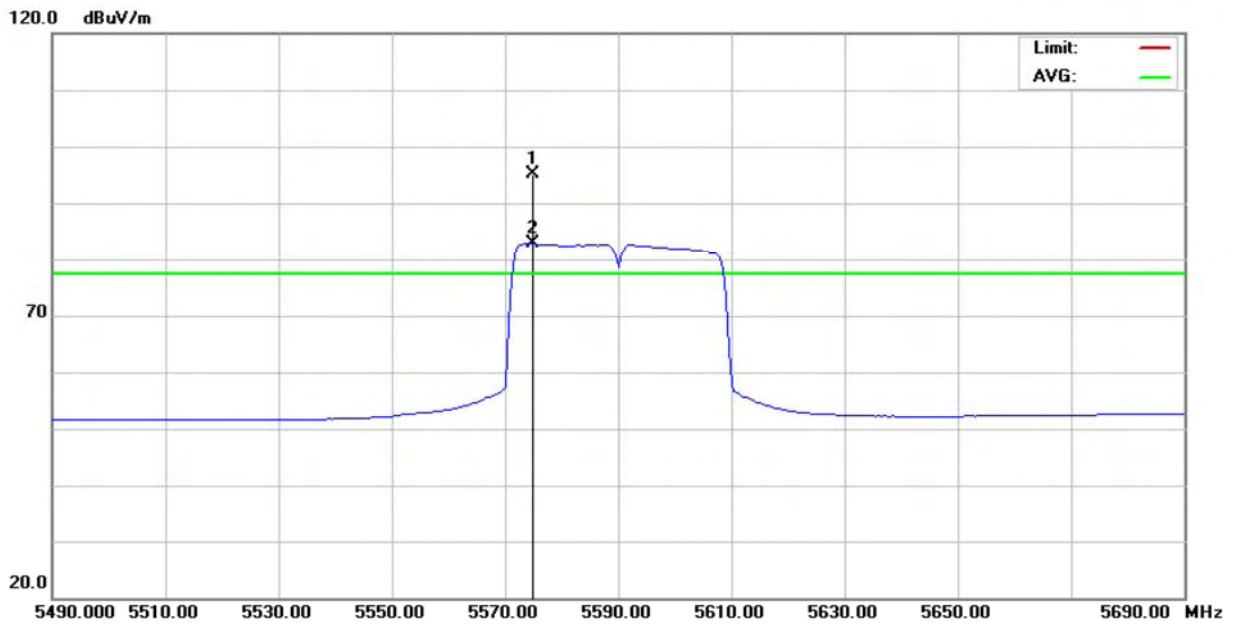


No.	Mk.	Freq. MHz	Reading Level dBuV	Correct Factor dB	Measure- ment dBuV/m	Limit dBuV/m	Over dB	Detector	Comment
1		3327.425	53.25	2.27	55.52	83.00	-27.48	peak	
2		3327.425	34.54	2.27	36.81	63.00	-26.19	AVG	
3		11180.20	42.15	18.65	60.80	83.00	-22.20	peak	
4		11180.20	30.59	18.65	49.24	63.00	-13.76	AVG	
5	*	16769.22	41.89	22.30	64.19	77.30	-13.11	peak	
6		16769.22	31.31	22.30	53.61	77.30	-23.69	AVG	



E.U.T	IEEE 802.11a/b/g/n 2x2 Wireless LAN USB Client	Model Name	AP-3001g
Temperature	26°C	Relative Humidity	60%
Test Voltage	AC 120V/60Hz (System)		
Test Mode	IEEE 802.11n (40 MHz)/5550 MHz		

Polarization: Horizontal

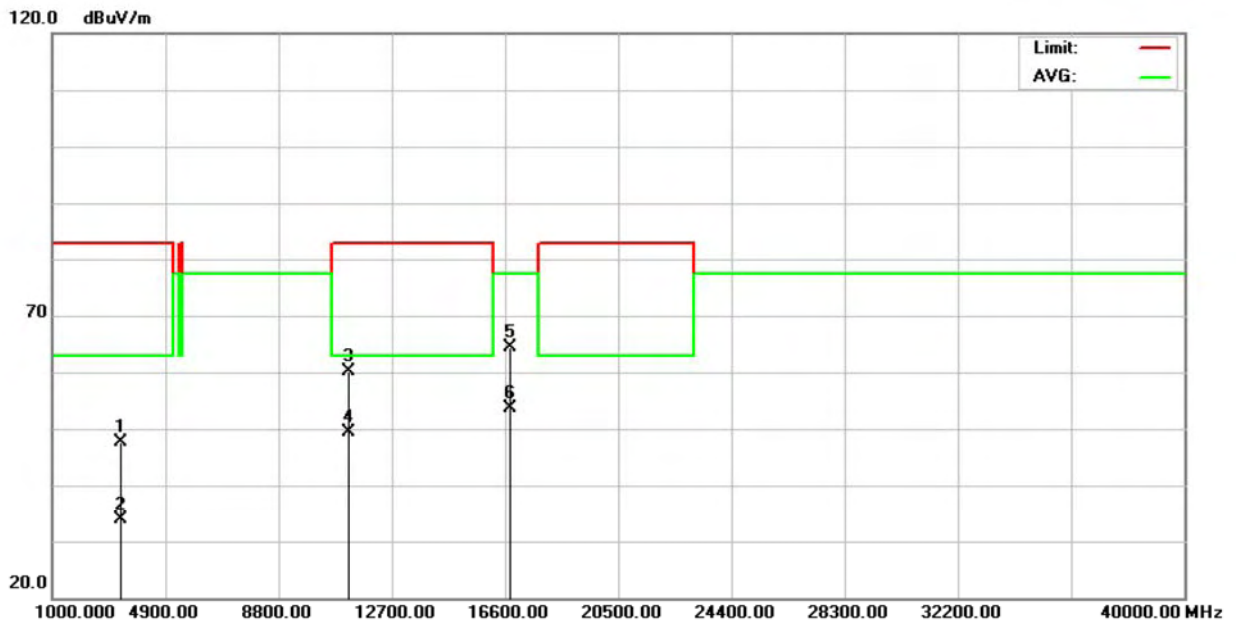


No.	Mk.	Freq.	Reading Level	Correct Factor	Measurement	Limit	Over	Detector	Comment
		MHz	dBuV	dB	dBuV/m	dBuV/m	dB		
1	*	5575.000	55.95	39.29	95.24	77.30	17.94	peak	
2	X	5575.000	43.55	39.29	82.84	77.30	5.54	AVG	



E.U.T	IEEE 802.11a/b/g/n 2x2 Wireless LAN USB Client	Model Name	AP-3001g
Temperature	26°C	Relative Humidity	60%
Test Voltage	AC 120V/60Hz (System)		
Test Mode	IEEE 802.11n (40 MHz)/5550 MHz		

Polarization: Horizontal

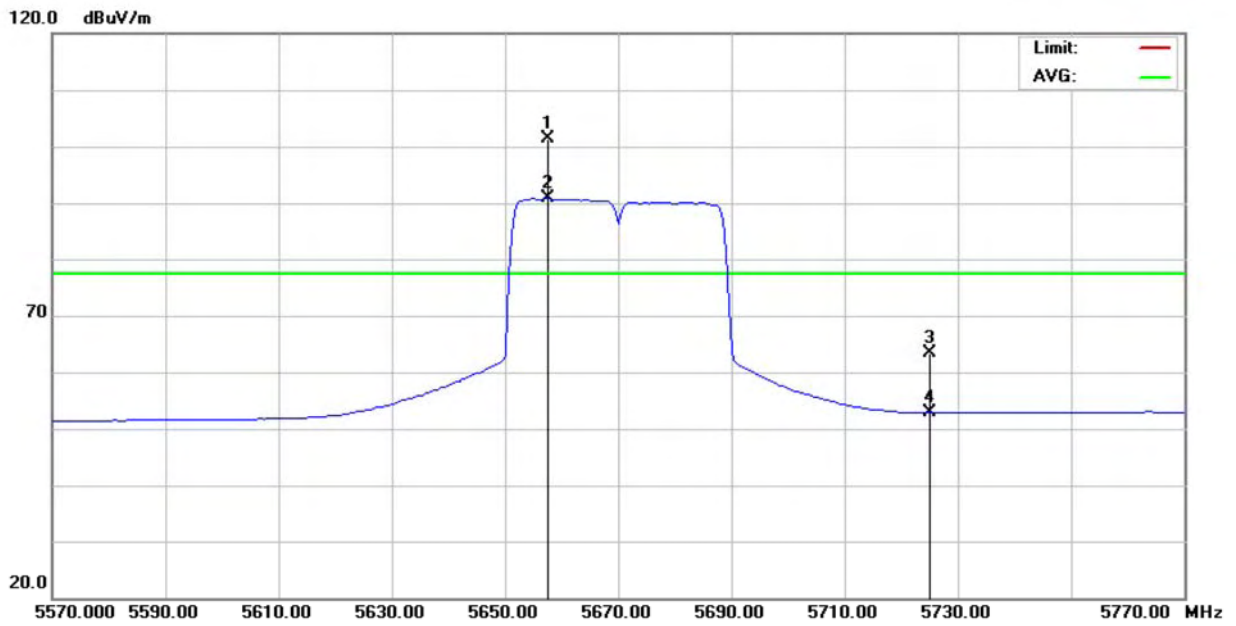


No.	Mk.	Freq. MHz	Reading Level dBuV	Correct Factor dB	Measure- ment dBuV/m	Limit dBuV/m	Over dB	Detector	Comment
1		3328.950	45.25	2.28	47.53	83.00	-35.47	peak	
2		3328.950	31.53	2.28	33.81	63.00	-29.19	AVG	
3		11179.77	41.58	18.65	60.23	83.00	-22.77	peak	
4		11179.77	30.61	18.65	49.26	63.00	-13.74	AVG	
5	*	16770.27	42.06	22.31	64.37	77.30	-12.93	peak	
6		16770.27	31.43	22.31	53.74	77.30	-23.56	AVG	



E.U.T	IEEE 802.11a/b/g/n 2x2 Wireless LAN USB Client	Model Name	AP-3001g
Temperature	26°C	Relative Humidity	60%
Test Voltage	AC 120V/60Hz (System)		
Test Mode	IEEE 802.11n (40 MHz)/5670 MHz		

Polarization: Vertical

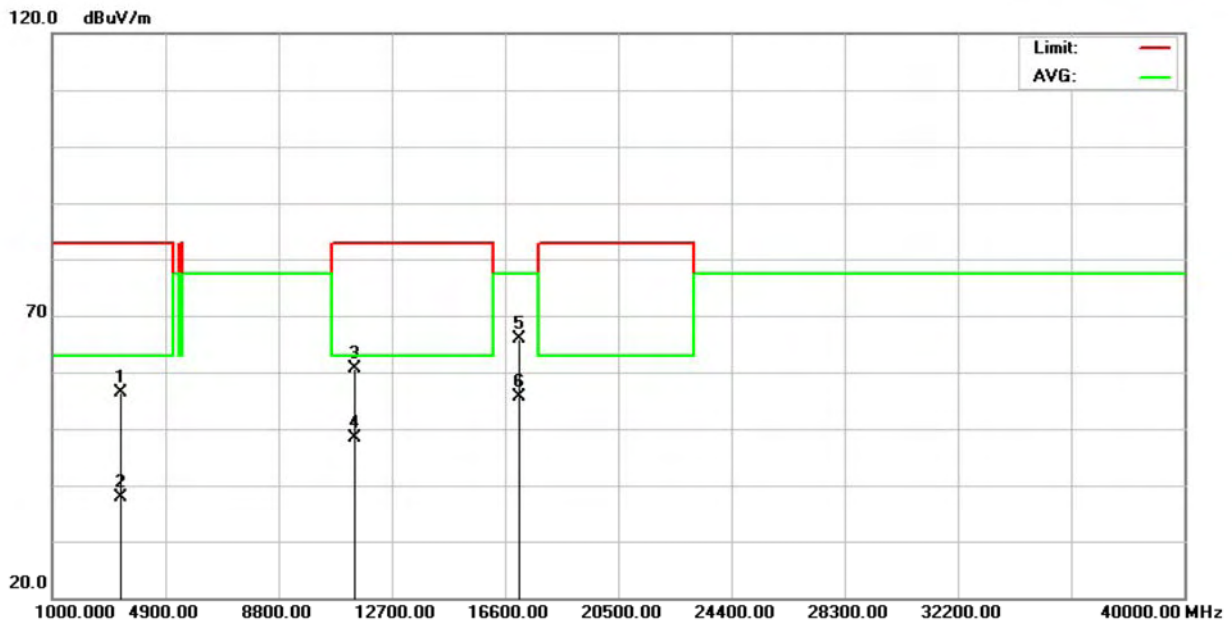


No.	Mk.	Freq. MHz	Reading Level dBuV	Correct Factor dB	Measure- ment dBuV/m	Limit dBuV/m	Over dB	Detector	Comment
1	*	5657.500	61.84	39.49	101.33	77.30	24.03	peak	
2	X	5657.500	51.33	39.49	90.82	77.30	13.52	AVG	
3		5725.000	23.74	39.65	63.39	77.30	-13.91	peak	
4		5725.000	13.14	39.65	52.79	77.30	-24.51	AVG	



E.U.T	IEEE 802.11a/b/g/n 2x2 Wireless LAN USB Client	Model Name	AP-3001g
Temperature	26°C	Relative Humidity	60%
Test Voltage	AC 120V/60Hz (System)		
Test Mode	IEEE 802.11n (40 MHz)/5670 MHz		

Polarization: Vertical

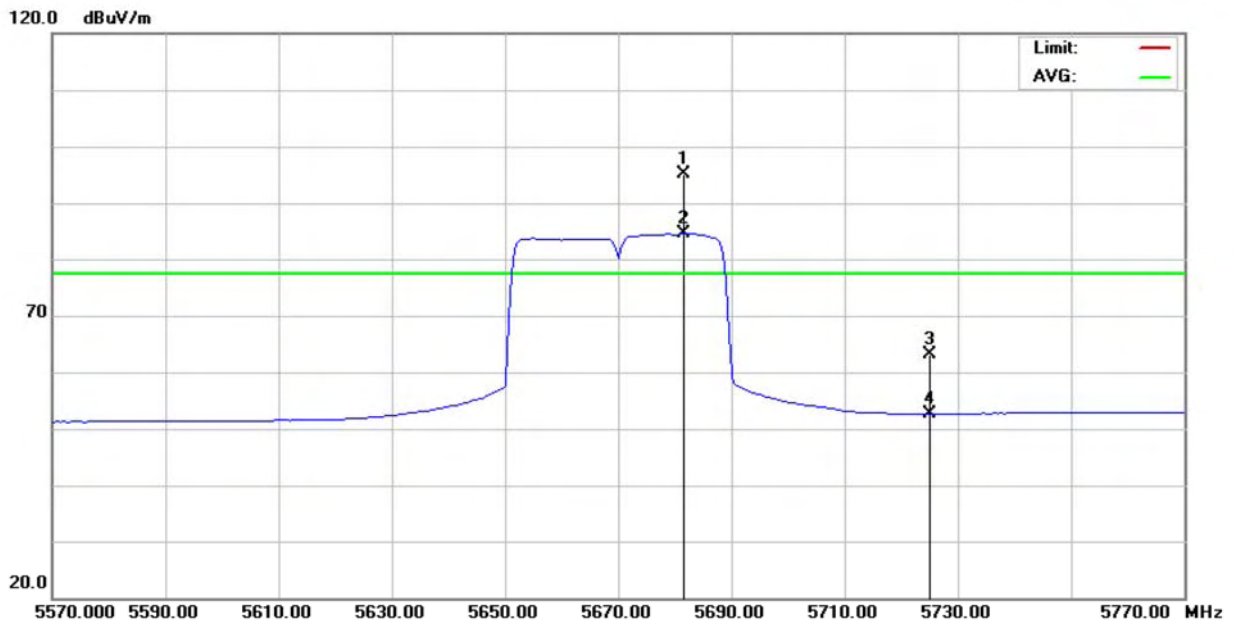


No.	Mk.	Freq. MHz	Reading Level dBuV	Correct Factor dB	Measure- ment dBuV/m	Limit dBuV/m	Over dB	Detector	Comment
1		3327.000	54.01	2.27	56.28	83.00	-26.72	peak	
2		3327.000	35.54	2.27	37.81	63.00	-25.19	AVG	
3		11339.85	42.19	18.47	60.66	83.00	-22.34	peak	
4		11339.85	29.98	18.47	48.45	63.00	-14.55	AVG	
5	*	17010.32	42.27	23.71	65.98	77.30	-11.32	peak	
6		17010.32	31.97	23.71	55.68	77.30	-21.62	AVG	



E.U.T	IEEE 802.11a/b/g/n 2x2 Wireless LAN USB Client	Model Name	AP-3001g
Temperature	26°C	Relative Humidity	60%
Test Voltage	AC 120V/60Hz (System)		
Test Mode	IEEE 802.11n (40 MHz)/5670 MHz		

Polarization: Horizontal

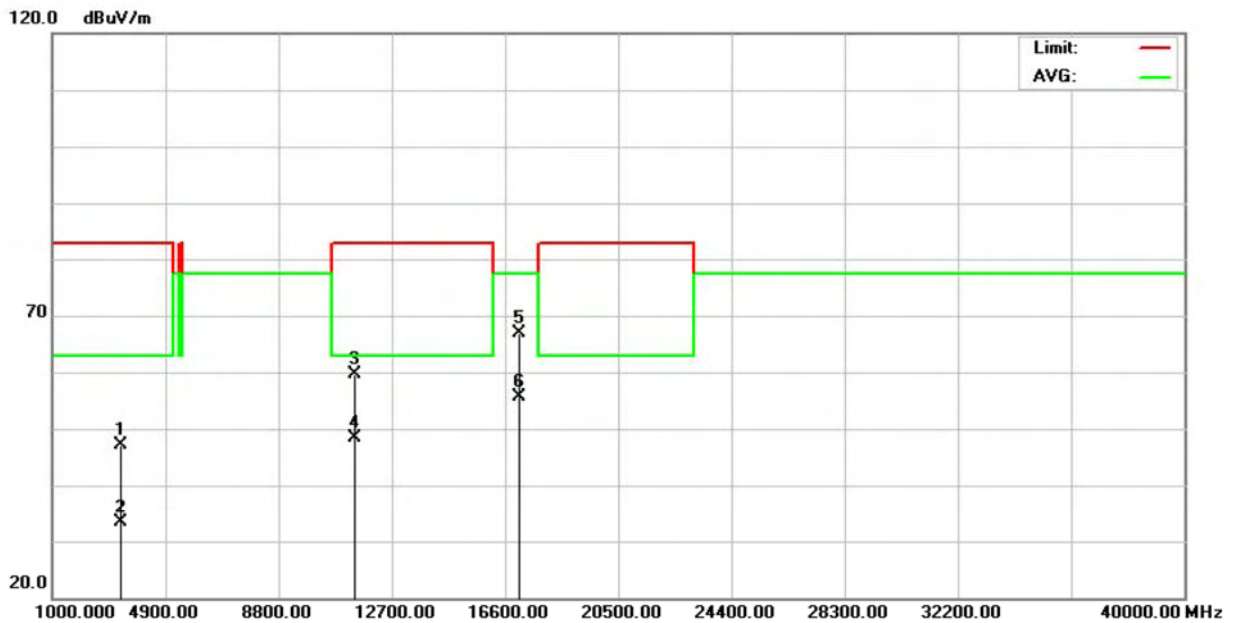


No.	Mk.	Freq. MHz	Reading Level dBuV	Correct Factor dB	Measure- ment dBuV/m	Limit dBuV/m	Over dB	Detector	Comment
1	*	5681.500	55.46	39.55	95.01	77.30	17.71	peak	
2	X	5681.500	45.07	39.55	84.62	77.30	7.32	AVG	
3		5725.000	23.51	39.65	63.16	77.30	-14.14	peak	
4		5725.000	12.96	39.65	52.61	77.30	-24.69	AVG	



E.U.T	IEEE 802.11a/b/g/n 2x2 Wireless LAN USB Client	Model Name	AP-3001g
Temperature	26°C	Relative Humidity	60%
Test Voltage	AC 120V/60Hz (System)		
Test Mode	IEEE 802.11n (40 MHz)/5670 MHz		

Polarization: Horizontal



No.	Mk.	Freq. MHz	Reading Level dBuV	Correct Factor dB	Measure- ment dBuV/m	Limit dBuV/m	Over dB	Detector	Comment
1		3328.200	44.75	2.28	47.03	83.00	-35.97	peak	
2		3328.200	31.15	2.28	33.43	63.00	-29.57	AVG	
3		11340.67	41.07	18.46	59.53	83.00	-23.47	peak	
4		11340.67	29.92	18.46	48.38	63.00	-14.62	AVG	
5	*	17010.22	43.16	23.71	66.87	77.30	-10.43	peak	
6		17010.22	32.04	23.71	55.75	77.30	-21.55	AVG	