


Photos

Conductive Emissions



Un-intentional Emissions (with power supply)

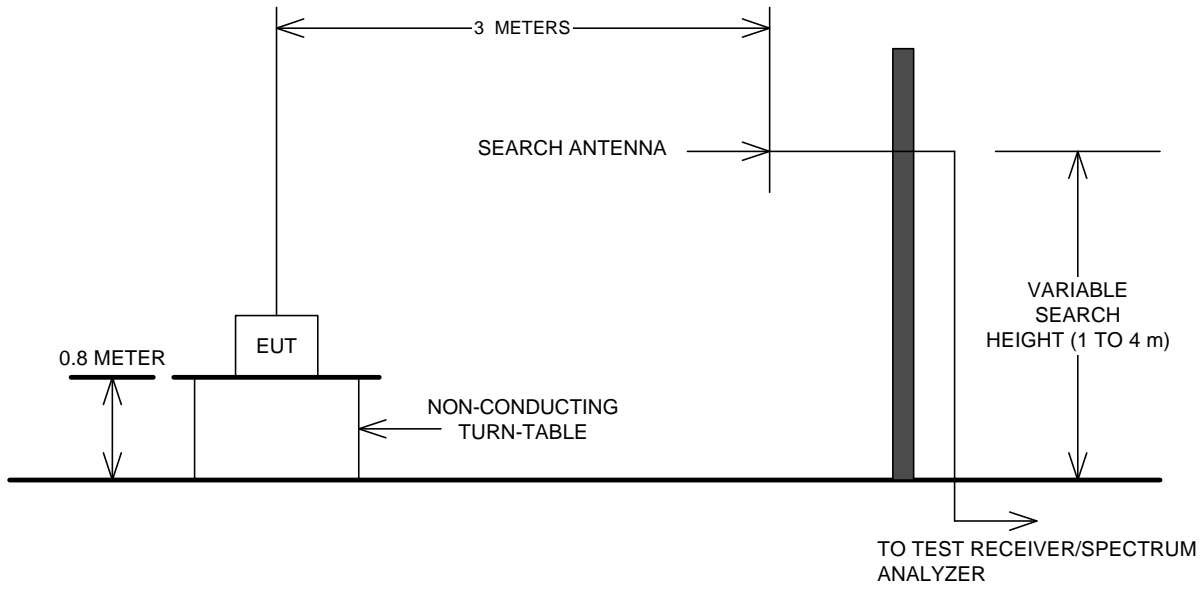




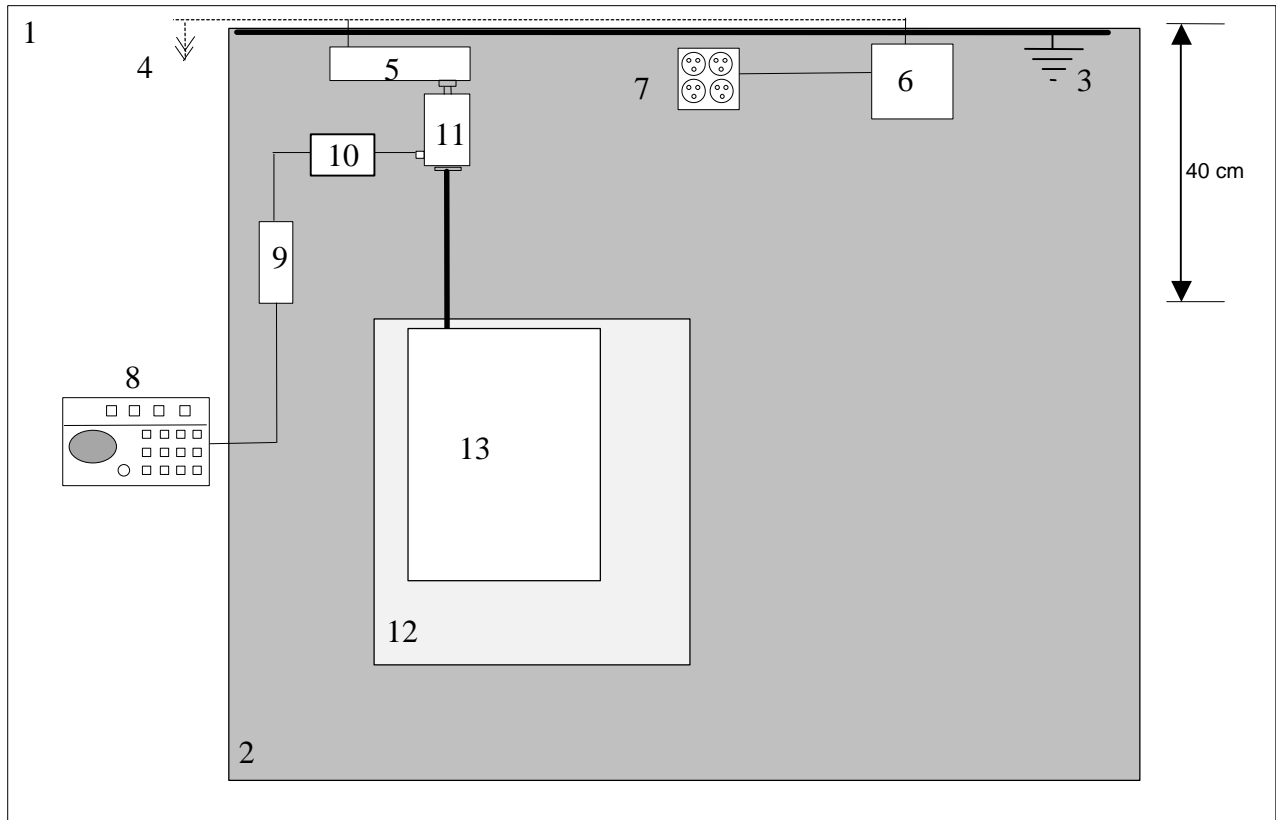
Module on Variable power supply for 15.247

TEST Block Diagrams

Occupied Bandwidth, Power Output, Duty Cycle, Spurious Emissions, # Hopping Frequencies, Channel Separation, Time of Occupancy



Conductive Emissions



NOT TO SCALE

CONFIGURATION LEGEND

- 1. Test Laboratory (6 X 6 meters)
- 2. Ground Plane (15 square meters)
- 3. Vertical Conducting Wall (Grounded through Ground Plane via 10' ground rod)
- 4. AC Power for Devices
- 5. Power Line Filter, Lindgren, 120 dB, 30 amp
- 6. LISN for peripheral devices
- 7. Power Distribution Box for peripheral devices
- 8. Spectrum Analyzer with Quasi-Peak Adapter
- 9. High Pass Filter
- 10. Coax input from EUT AMN to Spectrum Analyzer
- 11. LISN for EUT
- 12. Table, non conductive
- 13. EUT