


Appendix 1 Test Procedures and Test Equipment of the Test Report states the test procedures used for testing and the other items of test equipment used to make measurements. The antennas used for testing are listed in the table of test equipment in that section.

The antennas used for testing are listed in the table in Appendix 1 Test Procedures and Test Equipment with current calibration information.


The third paragraph of Appendix 1 Test Procedures and Test Equipment states the requirement to use a loop antenna to measure emissions below 30 MHz. The antenna used is shown below.

Loop Antenna




The fifth paragraph of [Appendix 1 Test Procedures and Test Equipment](#) states the requirement to use a biconilog antenna. A biconilog antenna was used to measure the frequency range of 30 to 1000 MHz. The antenna used is shown below.

Biconilog Antenna



The fifth paragraph of [Appendix 1 Test Procedures and Test Equipment](#) states the requirement to use a horn type antenna for measurement above 1 GHz. The Double Ridge Guide antenna is used for frequencies between 1GHz and 18GHz. The Pyramidal horn antennas are used for frequencies between 18 GHz and 40 GHz. Photographs of the antennas used for testing are included below.

Double Ridge Guide Horn Antenna



Pyramidal Horn Antennas

