

Transmitter S8318LIPW4KC



with Patented
ChargeGuard™
Circuit



Patent Pending
ChargeGuard™

**Transmitter
Solutions**

*Thank you for choosing a Transmitter Solutions product .
Please read this manual carefully before using the product.*

Made in Italy. Copyright © 2022 by Transmitter Solutions

CONTENTS

1 - TRANSMITTER OVERVIEW

- 1A - General information
- 1B - Technical specifications
- 1C - Main components

2 - TYPES

3 - NUMBERING

4 - PROGRAMMING

5 - OPERATION

6 - BATTERY ACCESS

7 - TROUBLESHOOTING

1A - General information

The Transmitter Solutions type S8318LIPW4KC is a key chain style transmitter operating at 318 MHz. It has been designed for use with programmable telephone entry, security, and access control systems operating with a 318 MHz frequency receiver.

The protocol is Linear compatible and the code sent by the transmitter includes a 14 bit security code which allows up to 16384 code

combinations and 6 bits of facility code, which allows up to 64 facility codes. The Transmitter Solutions - R318 receiver which operates with this transmitter has a Wiegand 26 bit format output, which will operate any type of access control system equipped to accept a 26 bit Wiegand input. The A23 - 12V battery has a shelf life of about 6 months. The product fully complies with Part 15 of FCC Regulations and the

1B - Technical specifications

Operating frequency	318 MHz
Number of keys:	1 - 2 - 4
Battery :	12V - 23A
Battery life:	18 - 24 months
Protocol :	Linear
Number combinations :	65,536
Different Facilities codes	16
Operating temperature:	-20°F ÷ +131°F (-20°C ÷ +55°C)
Overall dimensions:	2.51" x 1.52" x 0.58"
Weight:	1 oz. (20 gr.)

1C - Main components

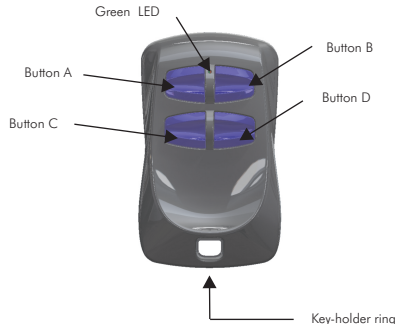


Fig. 2

2 - RANGE S8

S8318LIPW1KC : 1 button Transmitter S8

S8318LIPW2KC : 2 buttons Transmitter S8

S8318LIPW4KC : 4 buttons Transmitter S8

3 - NUMBERING

Each transmitter is manufactured and sold with a different factory set sequence number and facility code.

4 - PROGRAMMING

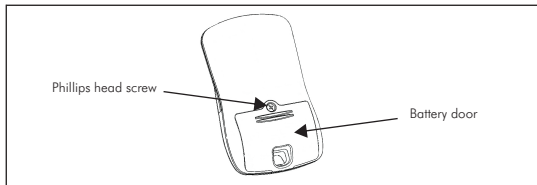
The transmitter facility code and sequence number must be programmed into your system memory. Your own installer or reseller will provide you the necessary instructions for your system.

5 - OPERATION

a. Firmly depress either button until the small Green LED illuminates.




b. After the LED has illuminated, release the button. If the device you are attempting to activate does not respond, repeat steps a. and b. or consult section 6 (Troubleshooting) of this manual.

6 - BATTERY ACCESS



To access the battery unscrew the fixing screw with a Phillips head screw-driver (fig.2). Slide out the battery door. Insert the **12V - A23 alkaline battery**, respecting the polarity as indicated by the signs engraved on the battery site.

7 - BATTERY STATUS

Led color	Battery level	TX Status
 Led GREEN	Normal level	~6000 pulses [*] - Normal range
 Led ORANGE	Attention level	Max 300 pulses [*] - Low range
 Led RED	Low level	Replace battery - No range

[*] : Depends on batteries type and operating conditions . Batteries life calculated with 1-sec pulses.

8 - TROUBLESHOOTING

PROBLEM	SOLUTION
The system does not receive the transmitter signal. The transmitter LED is ON	Check to verify the transmitter is programmed into your system
The operating range is reduced	Replace the transmitter batteries

Transmitter Solutions - Type : S8318LIPW4KC

FCC ID : SU7318TRS8

This device complies with Part. 15 of the FCC Rules Operation is subject to the following two conditions:
(1) This device may not cause harmful interference, and
(2) this device must accept interference received, including interference that may cause undesired operation.

Notice

Any changes or modification to Transmitter Solutions equipment not expressly approved by Transmitter Solutions could void the manufacturer's warranty.

WARRANTY

The warranty period of Transmitter Solutions 318 transmitters is 24 months, beginning from the manufacturing date of the transmitter. During this period, if the product does operate correctly, due to a defective component, the product will be repaired or replaced at the sole discretion of Transmitter Solutions. The warranty does not extend to the transmitter case which can be damaged by conditions outside the control of Transmitter Solutions or to battery life.



TRANSMITTER SOLUTIONS
2505 Chandler Avenue, Suite, 1
Las Vegas, NV 89120 -
(866) 975-0101 - (866) 975-0404 Fax
sales@transmittersolutions.com