

Annex 3: Set-up photographs to
PARTIAL TEST REPORT
No.: 18-1-0210201T01a

According to:
FCC Regulations
Part 15.107, Part 15.109, Part 15.247

ISED-Regulations
RSS-Gen, Issue 5, RSS-247, Issue 2

for

Miele & Cie. KG

Wireless Food Probe System
(Host: HR1956-2)

Contains FCC ID: SSVNAEPI02
Contains ISED: 5669B-NAEPI02




Laboratory Accreditation and Listings	
  Deutsche Akkreditierungsstelle D-PL-12047-01-01 D-PL-12047-01-03 D-PL-12047-01-04	
Accredited EMC-Test Laboratory	
 WiFi ALLIANCE	ctia Authorized TM Test Lab Lab Code: 20011130-00
accredited according to DIN EN ISO/IEC 17025	
CETECOM GmbH Laboratory Radio Communications & Electromagnetic Compatibility Im Teelbruch 116 • 45219 Essen • Germany Registered in Essen, Germany, Reg. No.: HRB Essen 8984 Tel.: + 49 (0) 20 54 / 95 19-954 • Fax: + 49 (0) 20 54 / 95 19-964 E-mail: info@cetecom.com • Internet: www.cetecom.com	

TABLE OF CONTENTS:


1. CONDUCTED RF-MEASUREMENTS SET-UP	3
1.1. Conducted measurements	3
2. CONDUCTED -MEASUREMENTS SET-UP	4
2.1. Conducted Emissions AC	4
3. RADIATED RF-MEASUREMENTS SET-UP.....	5
3.1. Radiated Field Strength Emissions – 9 kHz to 30 MHz	5
3.2. Radiated Field Strength Emissions – above 30 MHz.....	6

1. Conducted RF-Measurements Set-up

1.1. Conducted measurements



Photograph 1: Set Up 1-Overall View



Photograph 2: Set Up 1-Close View

2. Conducted -Measurements Set-up

2.1. Conducted Emissions AC



Photograph 3: Conducted emission on the AC port Set Up



Photograph 4: Conducted emission on the AC port Set Up

3. Radiated RF-Measurements Set-up

3.1. Radiated Field Strength Emissions – 9 kHz to 30 MHz




Photograph 5: Set Up - Front side Overall View- 9 kHz-30 MHz- Front Side

3.2. Radiated Field Strength Emissions – above 30 MHz



Photograph 7: Set Up -overall View- above 30MHz - EUT 0°- Front Side



Photograph 8: Set Up -overall View- above 1GHz - EUT 0°- Front Side