



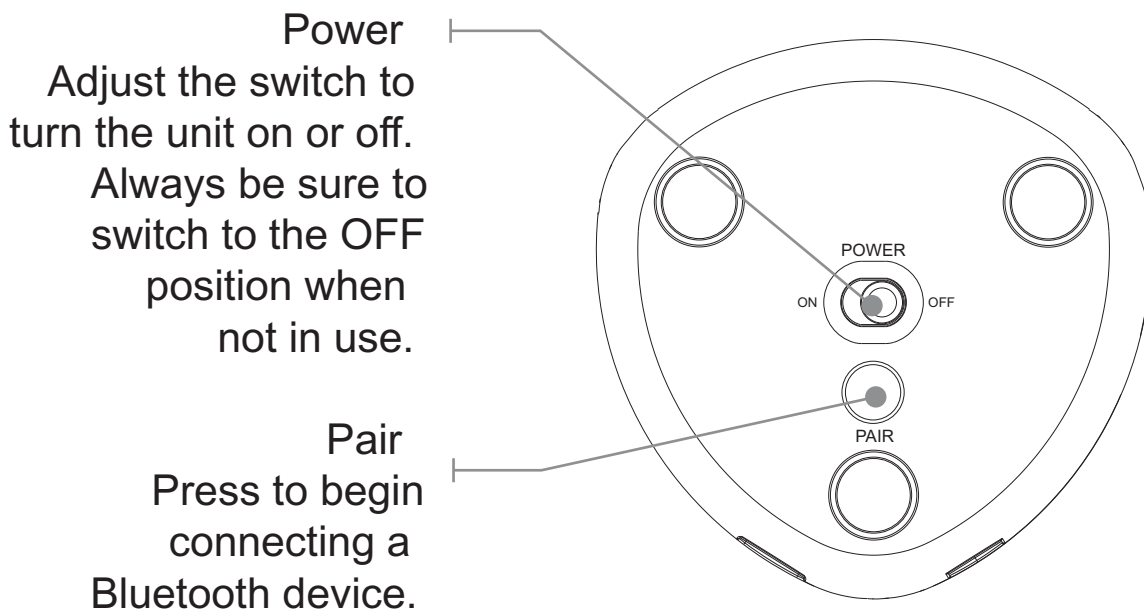
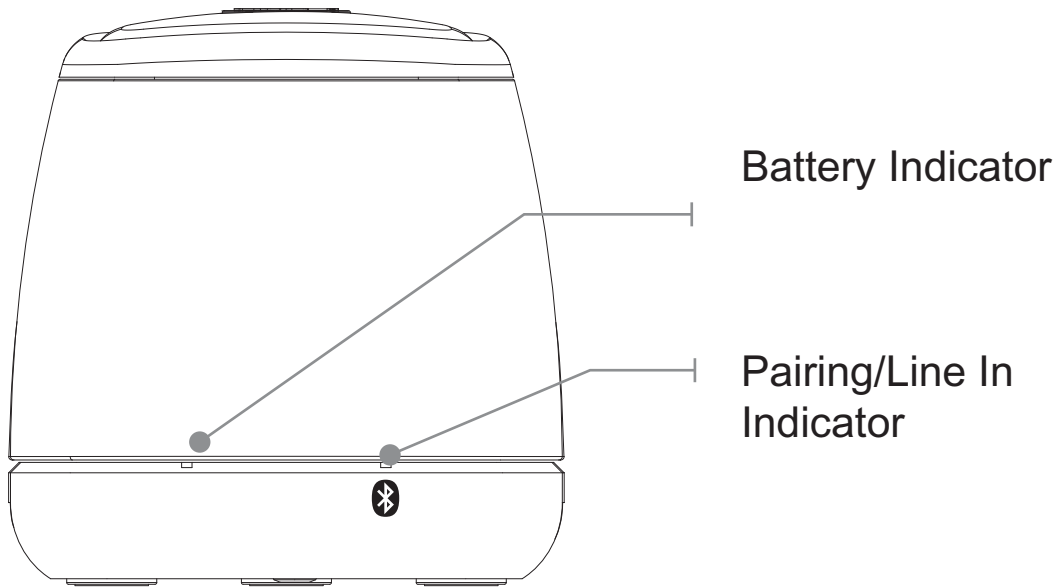
USER'S GUIDE

V: 909-01

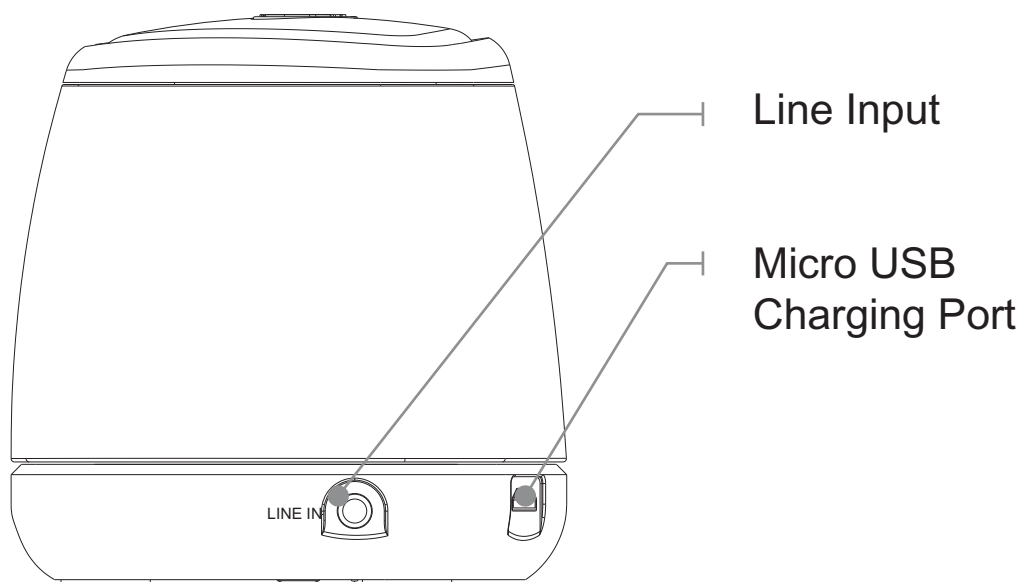


ISB23
Bluetooth Wireless Speaker

Introduction



Introduction



Status	Indicator
Power Off	No light
Charging	Red light
Fully Charged	No light
Line In	Green light
Low battery	Red Flashing Light

Warnings and Precautions

- **WARNING:** To prevent fire or shock hazards, do not expose this unit to rain or moisture.
- **WARNING:** Do not place this unit directly onto furniture surfaces with any type of soft, porous, or sensitive finish. As with any rubber compound made with oils, the feet could cause marks or staining where the feet reside. We recommend using a protective barrier such as a cloth or a piece of glass between the unit and the surface to reduce the risk of damage and/or staining.
- **WARNING :** Where the mains plug or appliance coupler is used as the disconnect device, such disconnect device shall remain readily operable.
- **Note :** This device uses an internal rechargeable lithium-ion battery that should last the lifetime of the device. If you suspect your battery may be dead after several attempts to charge, please contact 1-888-999-4215 for support.
- Never disassemble the unit or attempt to remove the battery as that could cause leakage of an electrolytic substance.

This device complies with Part 15 of the FCC Rules. Operation is subject to the following two conditions: (1) This device may not cause harmful interference, and (2) this device must accept any interference received, including interference that may cause undesired operation.

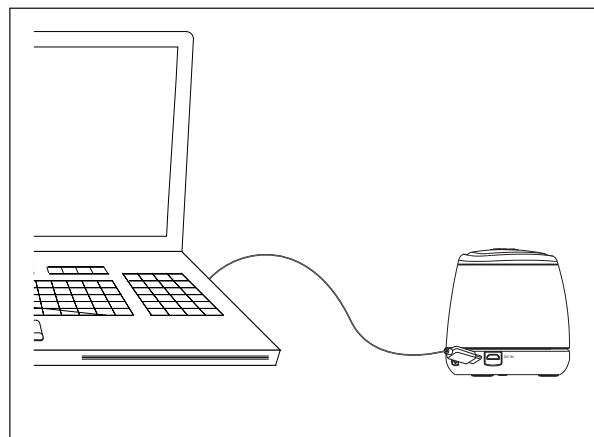
Changes or modifications not expressly approved by the party responsible for compliance could void the user's authority to operate the equipment.

Power

USB Power

Requires a Micro USB to USB cable (included).

Note: PC must not be in sleep mode.



Features

- Supports Bluetooth v2.0
 - Supports profile A2DP (Advanced Audio Distribution Profile)
 - Wireless range: 33 feet
 - Supports automatic device pairing
 - 3.5mm audio input
 - Built-in speaker
 - Micro-USB port for battery recharge
 - LED pairing indicator
 - Pairing button
 - On/Off switch
 - DC battery power: built-in rechargeable lithium ion battery
- Includes
- Micro USB to USB charging cable

Using the 3.5mm Audio Input

1. Plug one end of a 3.5 mm audio input cable (not included) into the 3.5 mm Audio Input on the unit.
2. Plug the other end of the cable into the audio output/headphone output on an MP3 Player or other audio source.
3. Turn on the unit using the Power switch.
4. Audio played through the connected device will now be heard through the speakers.

Playing Audio Wirelessly

1. Follow the instructions for Pairing a Bluetooth Device.
2. Use the native controls on the connected Bluetooth device to select a track.
3. To play, pause or skip the selected track, use the native controls on the connected Bluetooth device.
4. Audio played through the connected Bluetooth device will now be heard through the speakers.

Pairing a Bluetooth Device

1. Turn on the unit using the Power switch. The Pairing/Line In Indicator will flash blue quickly, and the unit will enter pairing mode.
When pairing, remain within 3 feet of the unit.
2. Using the native controls on your Bluetooth device, select the "ISB23" in your Bluetooth settings to pair.
If your device requests a password, enter the default password "0000". Refer to the user's manual for your specific device for instructions on pairing and connecting Bluetooth devices.
3. When successfully paired and connected, the Pairing/Line In Indicator will display a solid blue light and a beep will sound from the unit.

After initial pairing, the unit will stay paired unless unpaired manually by the user. If problems arise with pairing, press the button to begin pairing again.