

## SAR Test Setup Photographs

- Head SAR Test Photo
- Body-Worn SAR Test Photo
- Phablet SAR Test Photo
- NFC Extremity SAR Test Photo

■ Test Setup Photo (Liquid depth)



Note: The liquid depth is maintained at a minimum depth of 15 cm to minimize reflections from the upper surface.

■ Test Setup Photo (Head SAR Test Photo)



■ Test Setup Photo



■ Test Setup Photo (Head SAR Test Photo)



■ Test Setup Photo



■ Test Setup Photo (Body/Phablet SAR Test Photo)



■ Test Setup Photo (Top)







■ Test Setup Photo (Front)



■ Test Setup Photo (Rear)





■ Test Setup Photo (Left)





■ Test Setup Photo (NFC Extremity SAR Test Photo)




■ Test Setup Photo (Top)




■ Test Setup Photo (Front)



■ Test Setup Photo (Rear)



■ Test Setup Photo (Right)





■ Test Setup Photo (Left)

