

## Dipole Validation Plots

# DIGITAL EMC CO., LTD

**DUT: Dipole 835 MHz; Type: D835V2; Serial: D835V2 - SN:464**

Communication System: CW; Frequency: 835 MHz; Duty Cycle: 1:1

Medium parameters used:  $f = 835$  MHz;  $\sigma = 0.957$  mho/m;  $\epsilon_r = 54.565$ ;  $\rho = 1000$  kg/m<sup>3</sup>

Phantom section: Flat Section

## **DASY5 Configuration:**

Probe: EX3DV4 - SN3866; ConvF(9.03, 9.03, 9.03); Calibrated: 2012-06-20; ; Electronics: DAE4 Sn1335

Phantom: SAM with CRP\_20120521; Type: SAM; Serial: 1679

Measurement SW: DASY52, Version 52.8 (2); SEMCAD X Version 14.6.6 (6477)

Test Date: 2012-10-19; Ambient Temp: 22.4; Tissue Temp: 22.5

## **Dipole Validation**

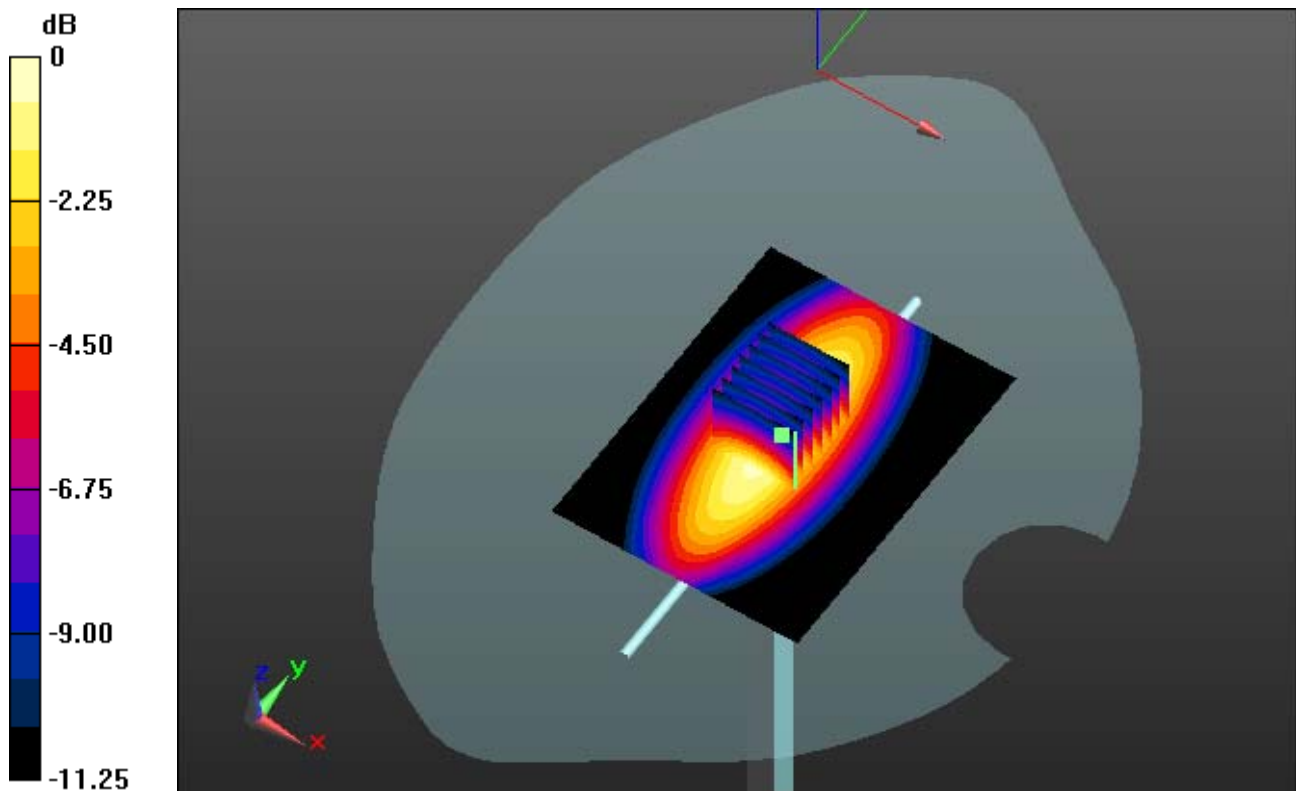
**Area Scan (61x81x1):** Measurement grid: dx=15mm, dy=15mm

**Zoom Scan (7x7x7)/Cube 0:** Measurement grid: dx=5mm, dy=5mm, dz=5mm

Power Drift = -0.06 dB

Peak SAR (extrapolated) = 3.956 mW/g

**SAR(1 g) = 2.43 mW/g; SAR(10 g) = 1.5 mW/g**



0 dB = 3.06 mW/g

# DIGITAL EMC CO., LTD

**DUT: Dipole 835 MHz; Type: D835V2; Serial: D835V2 - SN:464**

Communication System: CW; Frequency: 835 MHz; Duty Cycle: 1:1

Medium parameters used:  $f = 835$  MHz;  $\sigma = 0.957$  mho/m;  $\epsilon_r = 54.565$ ;  $\rho = 1000$  kg/m<sup>3</sup>

Phantom section: Flat Section

## **DASY5 Configuration:**

Probe: EX3DV4 - SN3866; ConvF(9.03, 9.03, 9.03); Calibrated: 2012-06-20; ; Electronics: DAE4 Sn1335

Phantom: SAM with CRP\_20120521; Type: SAM; Serial: 1679

Measurement SW: DASY52, Version 52.8 (2); SEMCAD X Version 14.6.6 (6477)

Test Date: 2012-10-19; Ambient Temp: 22.4; Tissue Temp: 22.5

## **Dipole Validation**

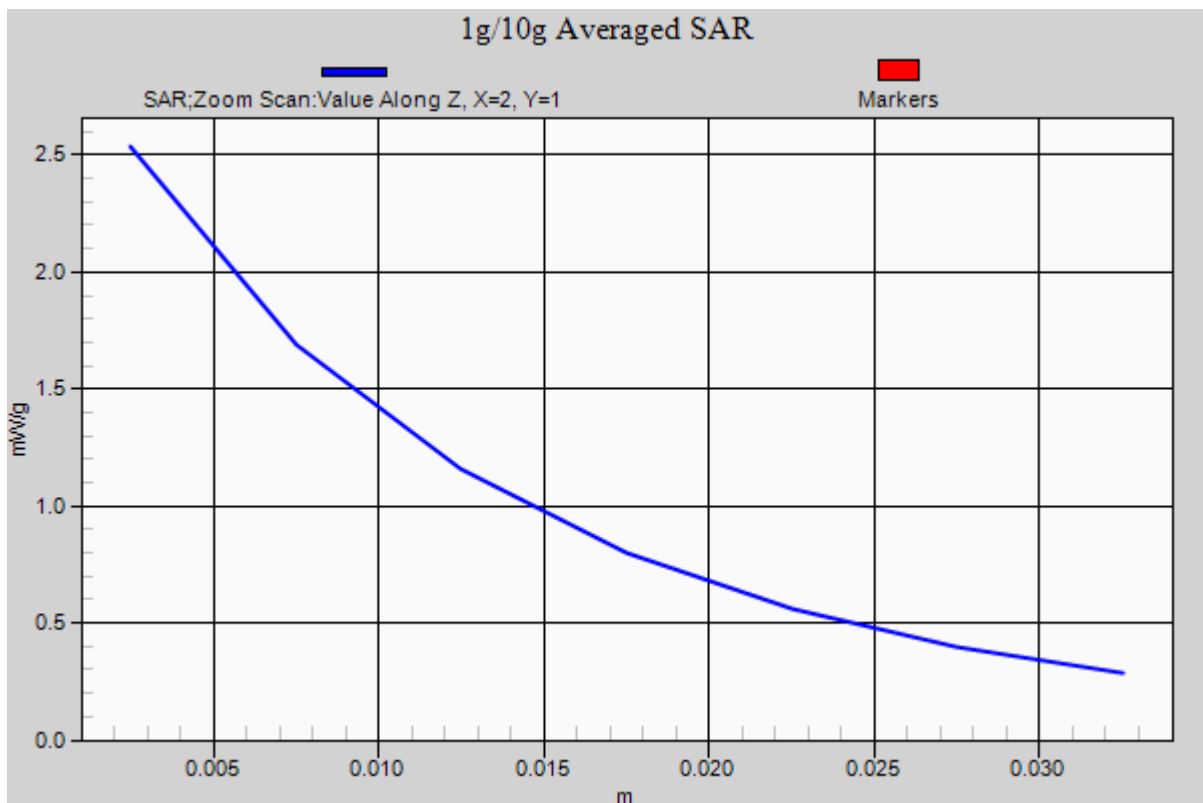
**Area Scan (61x81x1):** Measurement grid: dx=15mm, dy=15mm

**Zoom Scan (7x7x7)/Cube 0:** Measurement grid: dx=5mm, dy=5mm, dz=5mm

Power Drift = -0.06 dB

Peak SAR (extrapolated) = 3.956 mW/g

**SAR(1 g) = 2.43 mW/g; SAR(10 g) = 1.5 mW/g**



# DIGITAL EMC CO., LTD

**DUT: Dipole 1900 MHz; Type: D1900V2; Serial: D1900V2 - SN:5d029**

Communication System: CW; Frequency: 1900 MHz; Duty Cycle: 1:1

Medium parameters used:  $f = 1900$  MHz;  $\sigma = 1.513$  mho/m;  $\epsilon_r = 53.135$ ;  $\rho = 1000$  kg/m<sup>3</sup>

Phantom section: Flat Section

## **DASY5 Configuration:**

Probe: EX3DV4 - SN3866; ConvF(7.34, 7.34, 7.34); Calibrated: 2012-06-20; ; Electronics: DAE4 Sn1335

Phantom: SAM with CRP\_20120521; Type: SAM; Serial: 1679

Measurement SW: DASY52, Version 52.8 (2); SEMCAD X Version 14.6.6 (6477)

Test Date: 2012-10-20; Ambient Temp: 22.2; Tissue Temp: 22.1

## **Dipole Validation**

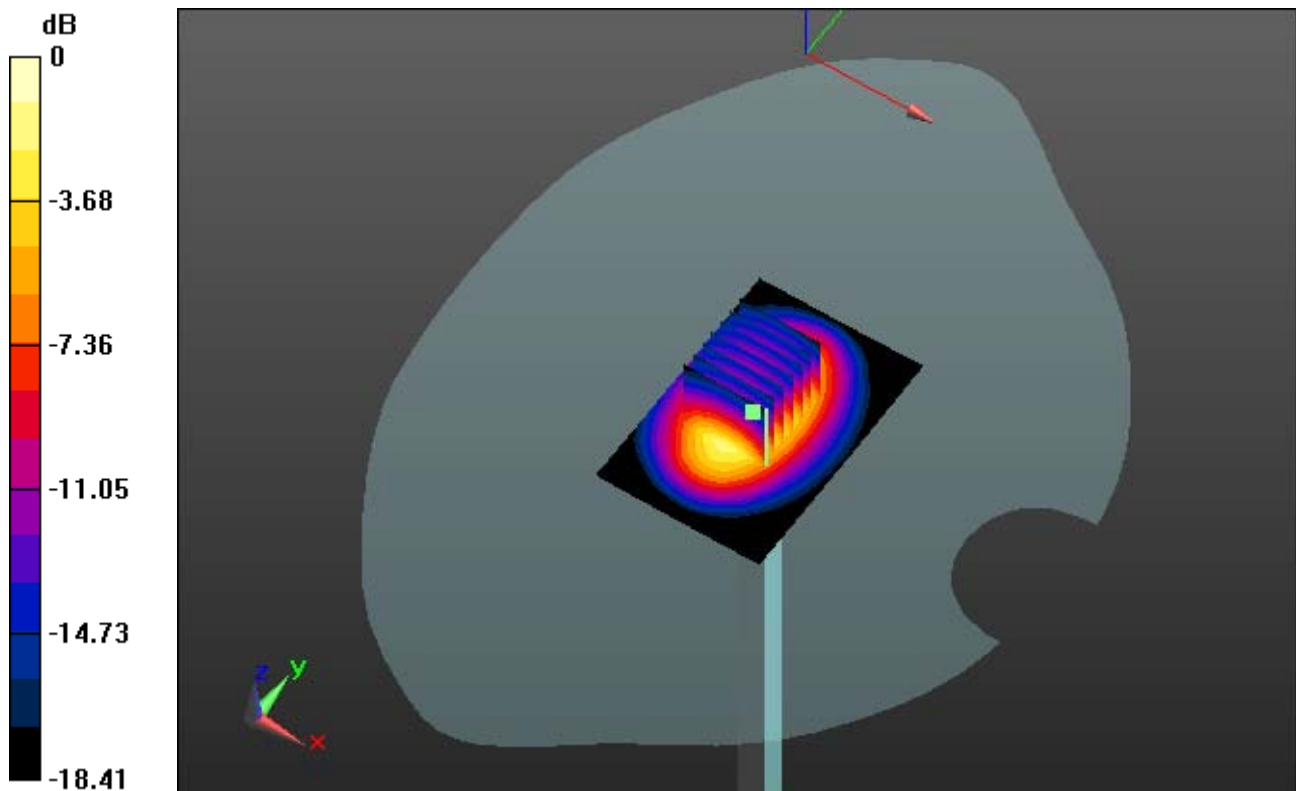
**Area Scan (61x91x1):** Measurement grid: dx=10mm, dy=10mm

**Zoom Scan (7x7x7)/Cube 0:** Measurement grid: dx=5mm, dy=5mm, dz=5mm

Power Drift = -0.00 dB

Peak SAR (extrapolated) = 18.725 mW/g

**SAR(1 g) = 9.91 mW/g; SAR(10 g) = 5.07 mW/g**



0 dB = 13.5 mW/g

# DIGITAL EMC CO., LTD

**DUT: Dipole 1900 MHz; Type: D1900V2; Serial: D1900V2 - SN:5d029**

Communication System: CW; Frequency: 1900 MHz; Duty Cycle: 1:1

Medium parameters used:  $f = 1900$  MHz;  $\sigma = 1.513$  mho/m;  $\epsilon_r = 53.135$ ;  $\rho = 1000$  kg/m<sup>3</sup>

Phantom section: Flat Section

## **DASY5 Configuration:**

Probe: EX3DV4 - SN3866; ConvF(7.34, 7.34, 7.34); Calibrated: 2012-06-20; ; Electronics: DAE4 Sn1335

Phantom: SAM with CRP\_20120521; Type: SAM; Serial: 1679

Measurement SW: DASY52, Version 52.8 (2); SEMCAD X Version 14.6.6 (6477)

Test Date: 2012-10-20; Ambient Temp: 22.2; Tissue Temp: 22.1

## **Dipole Validation**

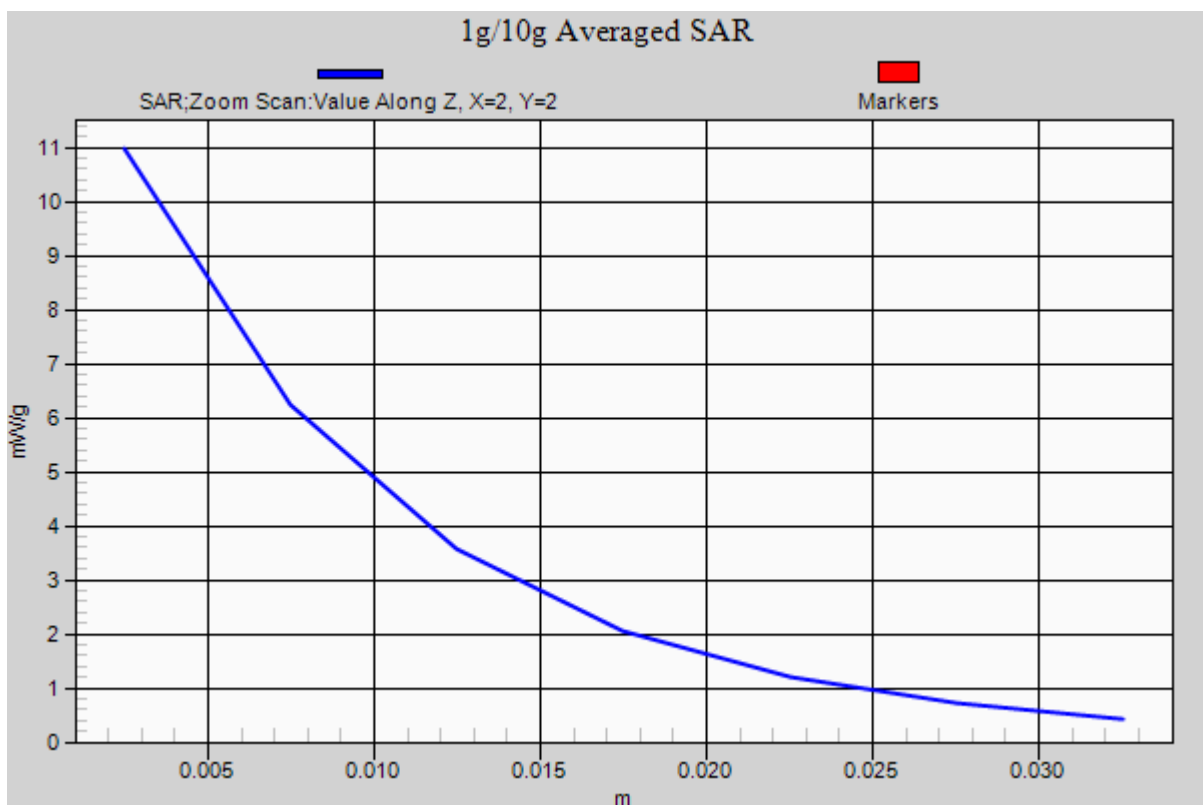
**Area Scan (61x91x1):** Measurement grid: dx=10mm, dy=10mm

**Zoom Scan (7x7x7)/Cube 0:** Measurement grid: dx=5mm, dy=5mm, dz=5mm

Power Drift = -0.00 dB

Peak SAR (extrapolated) = 18.725 mW/g

**SAR(1 g) = 9.91 mW/g; SAR(10 g) = 5.07 mW/g**



# DIGITAL EMC CO., LTD

**DUT: Dipole 2450 MHz; Type: D2450V2; Serial: D2450V2 - SN:726**

Communication System: CW; Frequency: 2450 MHz; Duty Cycle: 1:1

Medium parameters used:  $f = 2450$  MHz;  $\sigma = 1.996$  mho/m;  $\epsilon_r = 54.266$ ;  $\rho = 1000$  kg/m<sup>3</sup>

Phantom section: Flat Section

## **DASY4 Configuration:**

Probe: EX3DV4 - SN3866; ConvF(6.97, 6.97, 6.97); Calibrated: 2012-06-20; ; Electronics: DAE4 Sn1335

Phantom: SAM with CRP\_20120521; Type: SAM; Serial: 1679

Measurement SW: DASY52, Version 52.8 (2); SEMCAD X Version 14.6.6 (6477)

Test Date: 2013-01-07; Ambient Temp: 20.9; Tissue Temp: 21.2

## **Dipole Validation**

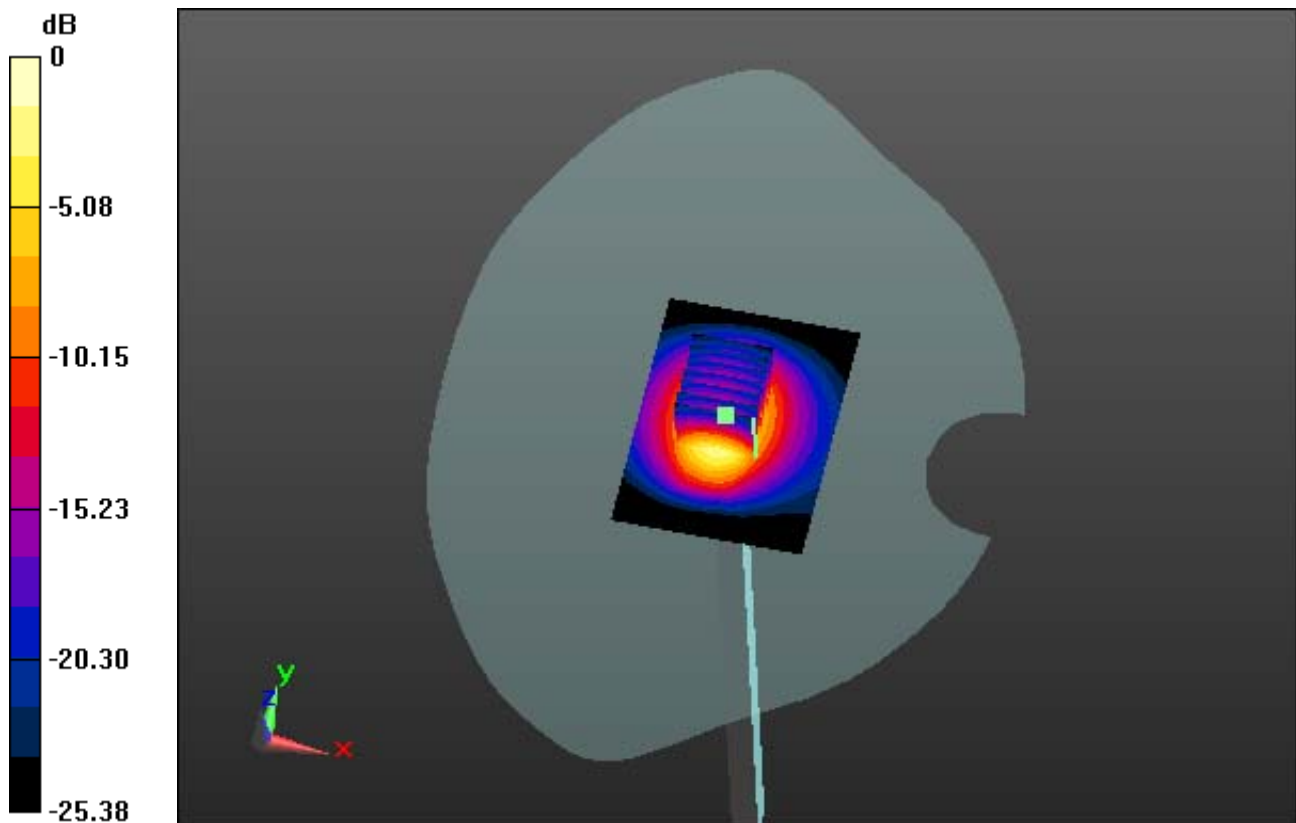
**Area Scan (61x81x1):** Measurement grid: dx=12mm, dy=12mm

**Zoom Scan (7x7x7)/Cube 0:** Measurement grid: dx=5mm, dy=5mm, dz=5mm

Power Drift = -0.04 dB

Peak SAR (extrapolated) = 30.103 mW/g

**SAR(1 g) = 13 mW/g; SAR(10 g) = 5.65 mW/g**



0 dB = 20.8 mW/g

# DIGITAL EMC CO., LTD

**DUT: Dipole 2450 MHz; Type: D2450V2; Serial: D2450V2 - SN:726**

Communication System: CW; Frequency: 2450 MHz; Duty Cycle: 1:1

Medium parameters used:  $f = 2450$  MHz;  $\sigma = 1.996$  mho/m;  $\epsilon_r = 54.266$ ;  $\rho = 1000$  kg/m<sup>3</sup>

Phantom section: Flat Section

## **DASY4 Configuration:**

Probe: EX3DV4 - SN3866; ConvF(6.97, 6.97, 6.97); Calibrated: 2012-06-20; ; Electronics: DAE4 Sn1335

Phantom: SAM with CRP\_20120521; Type: SAM; Serial: 1679

Measurement SW: DASY52, Version 52.8 (2); SEMCAD X Version 14.6.6 (6477)

Test Date: 2013-01-07; Ambient Temp: 20.9; Tissue Temp: 21.2

## **Dipole Validation**

**Area Scan (61x81x1):** Measurement grid: dx=12mm, dy=12mm

**Zoom Scan (7x7x7)/Cube 0:** Measurement grid: dx=5mm, dy=5mm, dz=5mm

Power Drift = -0.04 dB

Peak SAR (extrapolated) = 30.103 mW/g

**SAR(1 g) = 13 mW/g; SAR(10 g) = 5.65 mW/g**

