

Annex 3: Set-up Photos
to
TEST REPORT
No.: 2-207955424b/11

According to:
FCC Regulations
FCC Part 22H/24E
FCC Part 15.109C
FCC Part 15.209C
&
IC Regulations
RSS-132, Issue 2
RSS-133, Issue 5
RSS-Gen, Issue 2

for

Cinterion Wireless Modules GmbH

Quad-Band GSM/GPRS Module BGS2-W
FCC-ID: QIPBGS2
IC: 7830A-BGS2







Laboratory Accreditation and Listings			
 D-PL-12047-01-01	 MRA US-EU 0003	 Industry Canada Reg. No.: 3462D-1 3462D-2	 Reg. No.: R-2665, R-2666 C-2914, T-1967 G-301
 LAB CODE 20011130-00			
accredited according to DIN EN ISO/IEC 17025			
<p>CETECOM GmbH Laboratory Radio Communications & Electromagnetic Compatibility Im Teelbruch 116 • 45219 Essen • Germany Registered in Essen, Germany, Reg. No.: HRB Essen 8984 Tel.: + 49 (0) 20 54 / 95 19-954 • Fax: + 49 (0) 20 54 / 95 19-964 E-mail: info@cetecom.com • Internet: www.cetecom.com</p>			

Table of contents

1. SET-UP PHOTOGRAPHS	3
------------------------------------	----------

Total photographs: 4

1. Set-up photographs




Photograph 1: Radiated measurement set-up at SAR (Semi-Anechoic-Room)



Photograph 2: Radiated measurement set-up at FAR (Fully-Anechoic-Room)



Photograph 3: Conducted emissions on AC line measurements



Photograph 4: Conducted maximum output power measurements