







Annex 2: EUT Photos  
to  
**TEST REPORT**  
No.: 2-20795542b/11

According to:  
**FCC Regulations**  
FCC Part 22H/24E  
FCC Part 15.207C  
FCC Part 15.209C  
&  
**IC Regulations**  
RSS-132, Issue 2  
RSS-133, Issue 5  
RSS-Gen, Issue 2

for

Cinterion Wireless Modules GmbH

Quad-Band GSM/GPRS Module BGS2-W  
FCC-ID: QIPBGS2  
IC: 7830A-BGS2

Laboratory Accreditation and Listings			
 D-PL-12047-01-01	 MRA US-EU 0003	 Reg. No.: 3462D-1 3462D-2	 Reg. No.: R-2665, R-2666 C-2914, T-1967 G-301
 LAB CODE 20011130-00		 AUTHORIZED RF LABORATORY	
accredited according to DIN EN ISO/IEC 17025			
<p><b>CETECOM GmbH</b>            Laboratory Radio Communications &amp; Electromagnetic Compatibility            Im Teelbruch 116 • 45219 Essen • Germany            Registered in Essen, Germany, Reg. No.: HRB Essen 8984            Tel.: + 49 (0) 20 54 / 95 19-954 • Fax: + 49 (0) 20 54 / 95 19-964            E-mail: info@cetecom.com • Internet: www.cetecom.com</p>			

## Table of contents

<b>1. EUT PHOTOGRAPHS .....</b>	<b>3</b>
---------------------------------	----------


## 1. EUT Photographs



Photograph 1: EUT F – top side



Photograph 2: EUT F – rear side




Photograph 3: EUT F – top side PCB with Hirose SMA adapter



Photograph 4: EUT F+ Adapter board for BGS2-W bottom side



Photograph 5: Modules connection (flexible flat ribbon and adapter) to DSB75 Box (EUT D + E)




Photograph 6: Magnetic mount antenna (EUT B)



Photograph 7: Handset (EUT C)



Photograph 8: DSB75 Box (rear side of EUT E)



Photograph 9: DSB 75 V1.1 board - top site (EUT E)





Photograph 10: DSB 75 V1.1 board - bottom site (EUT E)