

---

## EUT Axis information

---


X Axis



Y Axis




Z Axis



---

**Test Setup Photo of Radiated Measurement (0.009 ~ 30MHz)**


---



---

**Test Setup Photo of Radiated Measurement (30 ~ 1000MHz)**


---



---

**Test Setup Photo of Radiated Measurement (1 ~ 18GHz)**


---



---

**Test Setup Photo of Radiated Measurement (18 ~ 25GHz)**

---



---

**Test Setup Photo of Conducted Emissions**

---

