


SAR Test Setup Photographs


- Head SAR Test Photo
- Body SAR Test Photo
- Phablet SAR Test Photo

■ Test Setup Photo (Liquid depth)



Note: The liquid depth is maintained at a minimum depth of 15 cm to minimize reflections from the upper surface.


■ Test Setup Photo (Head SAR Test Photo)



■ Test Setup Photo




■ Test Setup Photo (Head SAR Test Photo)




■ Test Setup Photo



■ Test Setup Photo (Extended Battery)



■ Test Setup Photo (Body SAR Test Photo)



■ Test Setup Photo (Bottom)




■ Test Setup Photo (Front)




■ Test Setup Photo (Rear)




■ Test Setup Photo (Right)



■ Test Setup Photo (Left)




■ Test Setup Photo (Bottom_Extended Battery)



■ Test Setup Photo (Rear_Extended Battery)



■ Test Setup Photo (Right_Extended Battery)



■ Test Setup Photo (Phablet SAR Test Photo)




■ Test Setup Photo (Front)



■ Test Setup Photo (Rear)



■ Test Setup Photo (Right)



■ Test Setup Photo (Rear_Extended Battery)



■ Test Setup Photo (Right_Extended Battery)

