

## SAR Plots

- Verification Plots
- SAR Test Plots

## DT&C Co., Ltd.

**DUT: Dipole 750 MHz; Type: D750V3; Serial: D750V3 - SN:1049**

Communication System: UID 0, CW (0); Frequency: 750 MHz; Duty Cycle: 1:1  
Medium parameters used:  $f = 750$  MHz;  $\sigma = 0.918$  S/m;  $\epsilon_r = 43.024$ ;  $\rho = 1000$  kg/m<sup>3</sup>  
Phantom section: Flat Section

### **DASY5 Configuration:**

Probe: EX3DV4 - SN3933; ConvF(10.76, 10.76, 10.76); Calibrated: 9/25/2018; Electronics: DAE4 Sn1396  
Sensor-Surface: 2mm (Mechanical Surface Detection)  
Phantom: SAM with CRP\_2016\_07\_22\_middle; Type: QD000P40CD; Serial: TP:1786  
Measurement SW: DASY52, Version 52.8 (8); SEMCAD X Version 14.6.10 (7331)

Test Date: 2019-01-10; Ambient Temp: 21.1; Tissue Temp: 22.0

### **750 MHz System Head Verification (250mW)**

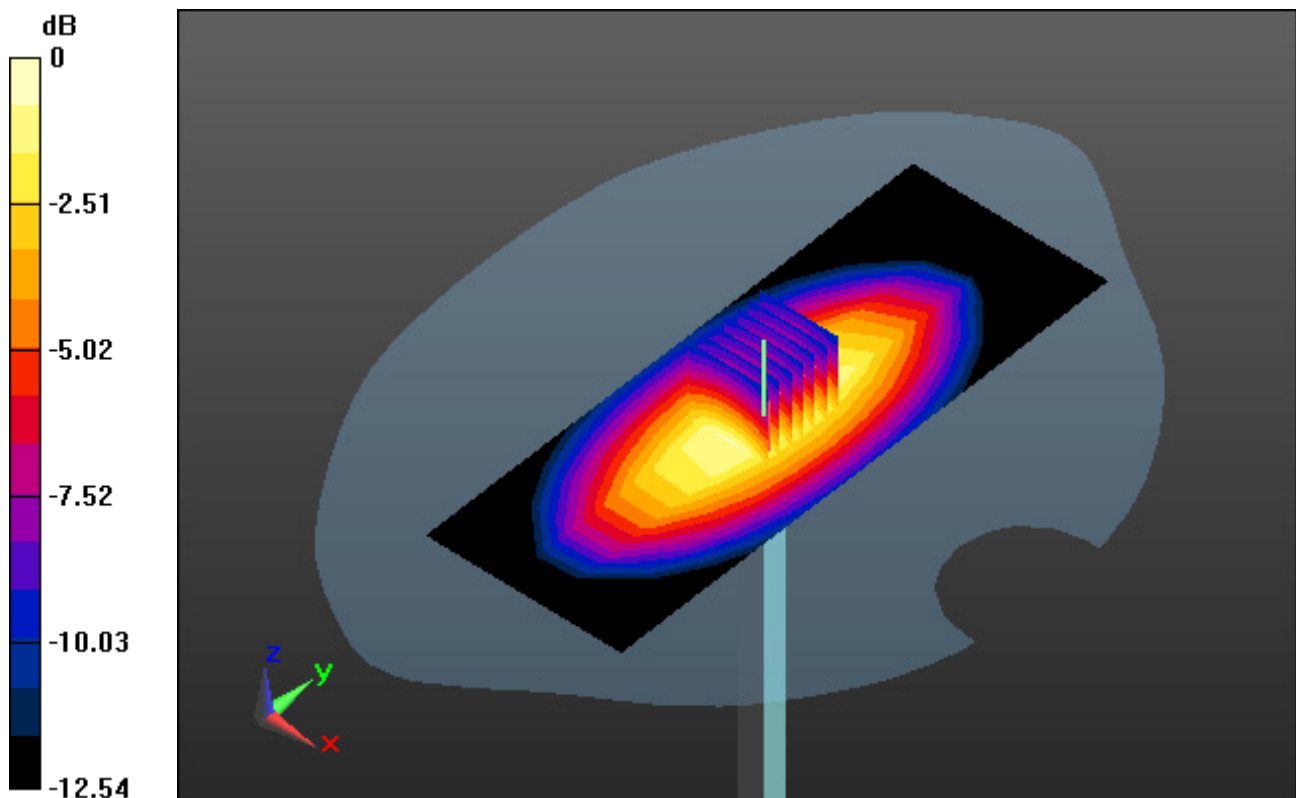
**Area Scan (6x15x1):** Measurement grid: dx=15mm, dy=15mm

**Zoom Scan (7x7x7)/Cube 0:** Measurement grid: dx=5mm, dy=5mm, dz=5mm

Power Drift = 0.11 dB

Peak SAR (extrapolated) = 3.17 W/kg

SAR(1 g) = 2.11 W/kg; SAR(10 g) = 1.41 W/kg



0 dB = 2.65 W/kg

## DT&C Co., Ltd.

**DUT: Dipole 750 MHz; Type: D750V3; Serial: D750V3 - SN:1049**

Communication System: UID 0, CW (0); Frequency: 750 MHz; Duty Cycle: 1:1  
Medium parameters used:  $f = 750$  MHz;  $\sigma = 0.991$  S/m;  $\epsilon_r = 56.917$ ;  $\rho = 1000$  kg/m<sup>3</sup>  
Phantom section: Flat Section

### **DASY5 Configuration:**

Probe: EX3DV4 - SN3933; ConvF(10.43, 10.43, 10.43); Calibrated: 9/25/2018; Electronics: DAE4 Sn1396  
Sensor-Surface: 2mm (Mechanical Surface Detection)  
Phantom: SAM with CRP\_2016\_07\_22\_middle; Type: QD000P40CD; Serial: TP:1786  
Measurement SW: DASY52, Version 52.8 (8); SEMCAD X Version 14.6.10 (7331)

Test Date: 2019-01-10; Ambient Temp: 21.1; Tissue Temp: 21.9

### **750 MHz System Body Verification (250mW)**

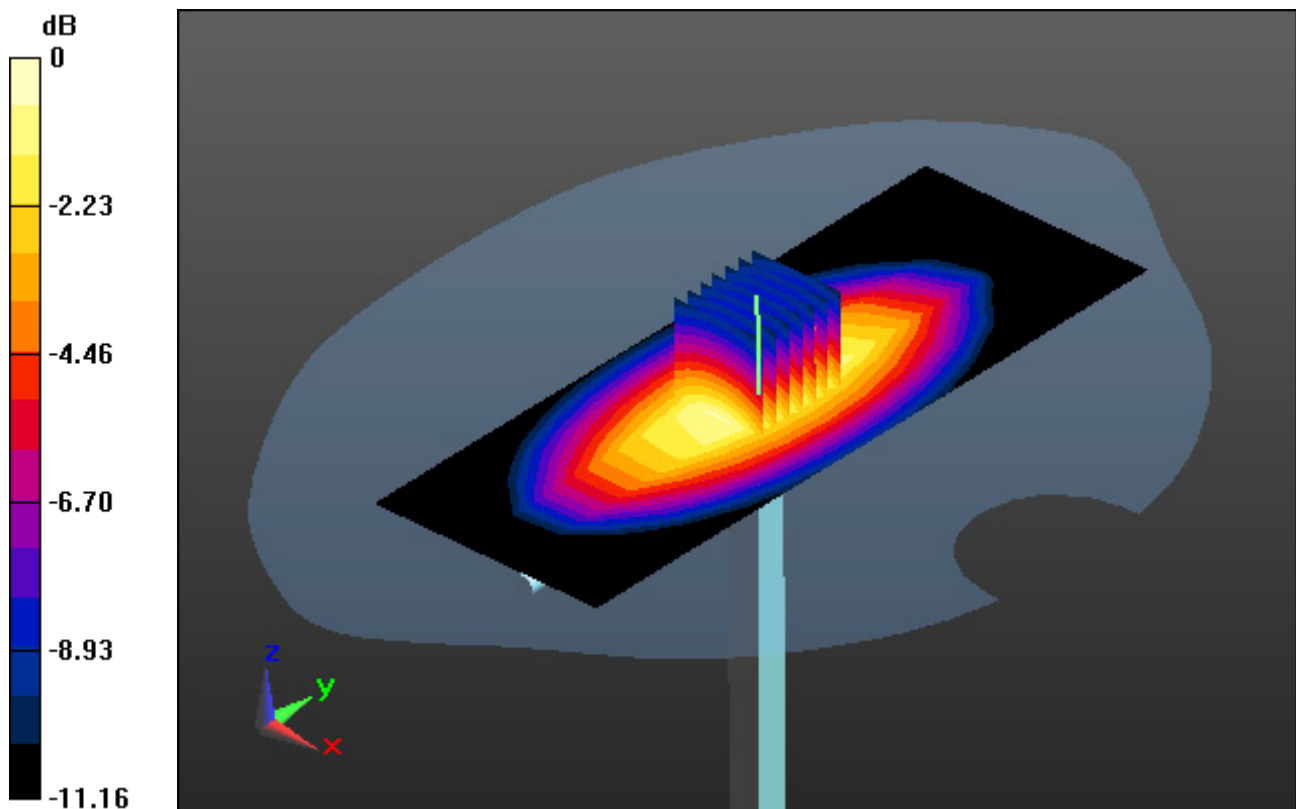
**Area Scan (6x15x1):** Measurement grid: dx=15mm, dy=15mm

**Zoom Scan (7x7x7)/Cube 0:** Measurement grid: dx=5mm, dy=5mm, dz=5mm

Power Drift = -0.07 dB

Peak SAR (extrapolated) = 3.33 W/kg

SAR(1 g) = 2.24 W/kg; SAR(10 g) = 1.47 W/kg



0 dB = 2.84 W/kg

## DT&C Co., Ltd.

**DUT: Dipole 750 MHz; Type: D750V3; Serial: D750V3 - SN:1049**

Communication System: UID 0, CW (0); Frequency: 750 MHz; Duty Cycle: 1:1  
Medium parameters used:  $f = 750$  MHz;  $\sigma = 0.898$  S/m;  $\epsilon_r = 41.258$ ;  $\rho = 1000$  kg/m<sup>3</sup>  
Phantom section: Flat Section

### **DASY5 Configuration:**

Probe: EX3DV4 - SN3933; ConvF(10.76, 10.76, 10.76); Calibrated: 9/25/2018; Electronics: DAE4 Sn1396  
Sensor-Surface: 2mm (Mechanical Surface Detection)  
Phantom: SAM with CRP\_2016\_07\_22\_middle; Type: QD000P40CD; Serial: TP:1786  
Measurement SW: DASY52, Version 52.8 (8); SEMCAD X Version 14.6.10 (7331)

Test Date: 2019-01-07; Ambient Temp: 20.6; Tissue Temp: 21.6

### **750 MHz System Head Verification (250mW)**

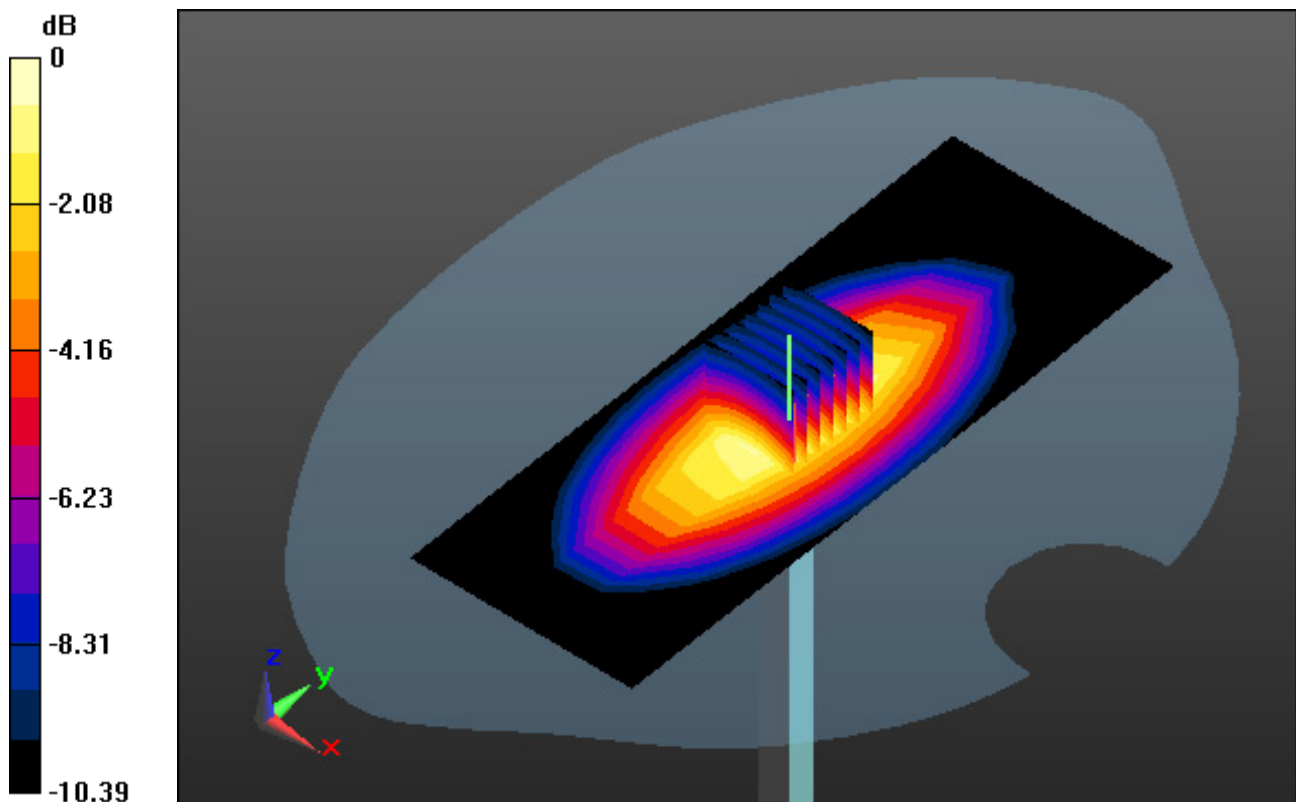
**Area Scan (6x15x1):** Measurement grid: dx=15mm, dy=15mm

**Zoom Scan (7x7x7)/Cube 0:** Measurement grid: dx=5mm, dy=5mm, dz=5mm

Power Drift = -0.04 dB

Peak SAR (extrapolated) = 2.91 W/kg

SAR(1 g) = 1.96 W/kg; SAR(10 g) = 1.29 W/kg



0 dB = 2.49 W/kg

## DT&C Co., Ltd.

**DUT: Dipole 750 MHz; Type: D750V3; Serial: D750V3 - SN:1049**

Communication System: UID 0, CW (0); Frequency: 750 MHz; Duty Cycle: 1:1  
Medium parameters used:  $f = 750$  MHz;  $\sigma = 0.968$  S/m;  $\epsilon_r = 55.136$ ;  $\rho = 1000$  kg/m<sup>3</sup>  
Phantom section: Flat Section

### **DASY5 Configuration:**

Probe: EX3DV4 - SN3933; ConvF(10.43, 10.43, 10.43); Calibrated: 9/25/2018; Electronics: DAE4 Sn1396  
Sensor-Surface: 2mm (Mechanical Surface Detection)  
Phantom: SAM with CRP\_2016\_07\_22\_middle; Type: QD000P40CD; Serial: TP:1786  
Measurement SW: DASY52, Version 52.8 (8); SEMCAD X Version 14.6.10 (7331)

Test Date: 2019-01-07; Ambient Temp: 20.6; Tissue Temp: 21.5

### **750 MHz System Body Verification (250mW)**

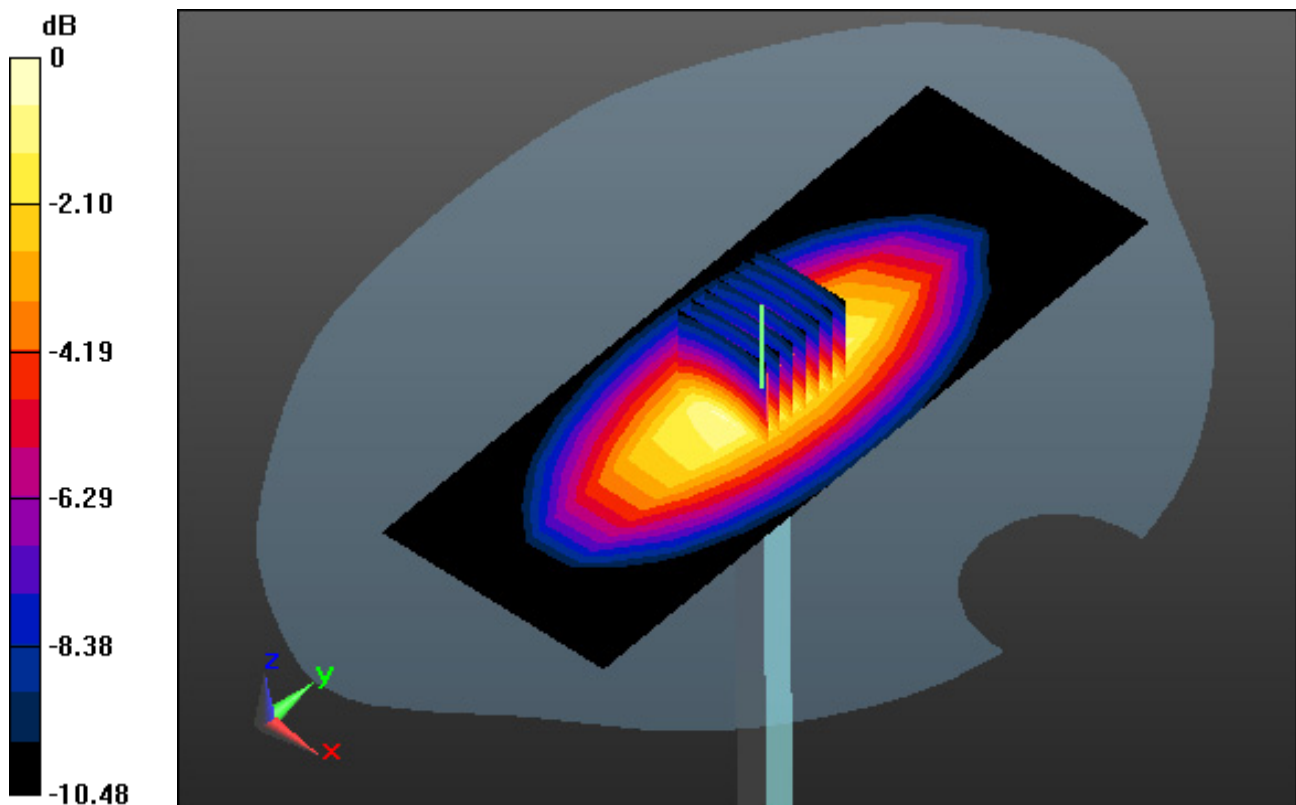
**Area Scan (6x15x1):** Measurement grid: dx=15mm, dy=15mm

**Zoom Scan (7x7x7)/Cube 0:** Measurement grid: dx=5mm, dy=5mm, dz=5mm

Power Drift = 0.06 dB

Peak SAR (extrapolated) = 3.25 W/kg

SAR(1 g) = 2.19 W/kg; SAR(10 g) = 1.44 W/kg



0 dB = 2.78 W/kg

## DT&C Co., Ltd.

**DUT: Dipole 750 MHz; Type: D750V3; Serial: D750V3 - SN:1049**

Communication System: UID 0, CW (0); Frequency: 750 MHz; Duty Cycle: 1:1  
Medium parameters used:  $f = 750$  MHz;  $\sigma = 0.896$  S/m;  $\epsilon_r = 42.609$ ;  $\rho = 1000$  kg/m<sup>3</sup>  
Phantom section: Flat Section

### **DASY5 Configuration:**

Probe: EX3DV4 - SN3933; ConvF(10.76, 10.76, 10.76); Calibrated: 9/25/2018; Electronics: DAE4 Sn1396  
Sensor-Surface: 2mm (Mechanical Surface Detection)  
Phantom: SAM with CRP\_2016\_07\_22\_middle; Type: QD000P40CD; Serial: TP:1786  
Measurement SW: DASY52, Version 52.8 (8); SEMCAD X Version 14.6.10 (7331)

Test Date: 2019-01-08; Ambient Temp: 20.3; Tissue Temp: 21.5

### **750 MHz System Head Verification (250mW)**

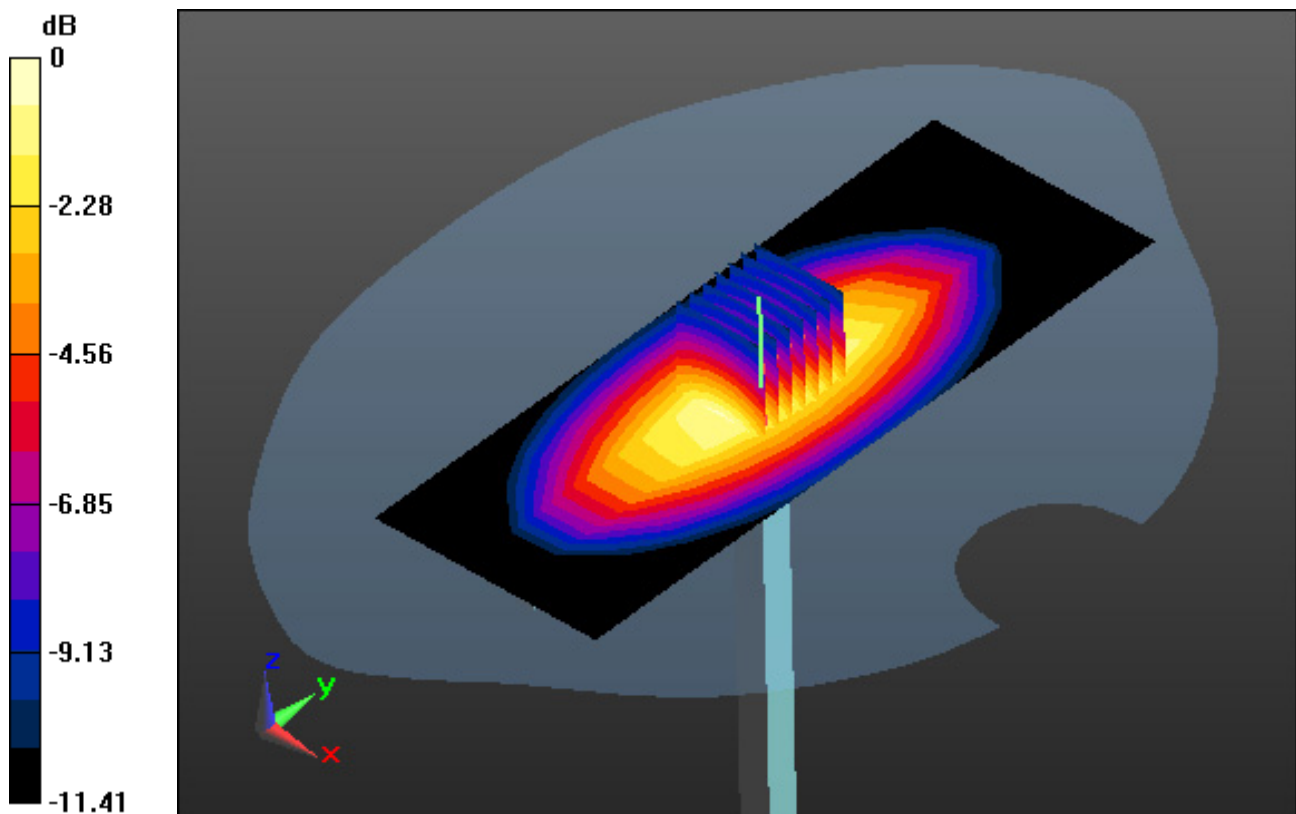
**Area Scan (6x15x1):** Measurement grid: dx=15mm, dy=15mm

**Zoom Scan (7x7x7)/Cube 0:** Measurement grid: dx=5mm, dy=5mm, dz=5mm

Power Drift = 0.02 dB

Peak SAR (extrapolated) = 3.11 W/kg

SAR(1 g) = 2.04 W/kg; SAR(10 g) = 1.34 W/kg



0 dB = 2.61 W/kg

## DT&C Co., Ltd.

**DUT: Dipole 750 MHz; Type: D750V3; Serial: D750V3 - SN:1049**

Communication System: UID 0, CW (0); Frequency: 750 MHz; Duty Cycle: 1:1  
Medium parameters used:  $f = 750$  MHz;  $\sigma = 0.971$  S/m;  $\epsilon_r = 55.271$ ;  $\rho = 1000$  kg/m<sup>3</sup>  
Phantom section: Flat Section

### **DASY5 Configuration:**

Probe: EX3DV4 - SN3933; ConvF(10.43, 10.43, 10.43); Calibrated: 9/25/2018; Electronics: DAE4 Sn1396  
Sensor-Surface: 2mm (Mechanical Surface Detection)  
Phantom: SAM with CRP\_2016\_07\_22\_middle; Type: QD000P40CD; Serial: TP:1786  
Measurement SW: DASY52, Version 52.8 (8); SEMCAD X Version 14.6.10 (7331)

Test Date: 2019-01-08; Ambient Temp: 20.3; Tissue Temp: 21.3

### **750 MHz System Body Verification (250mW)**

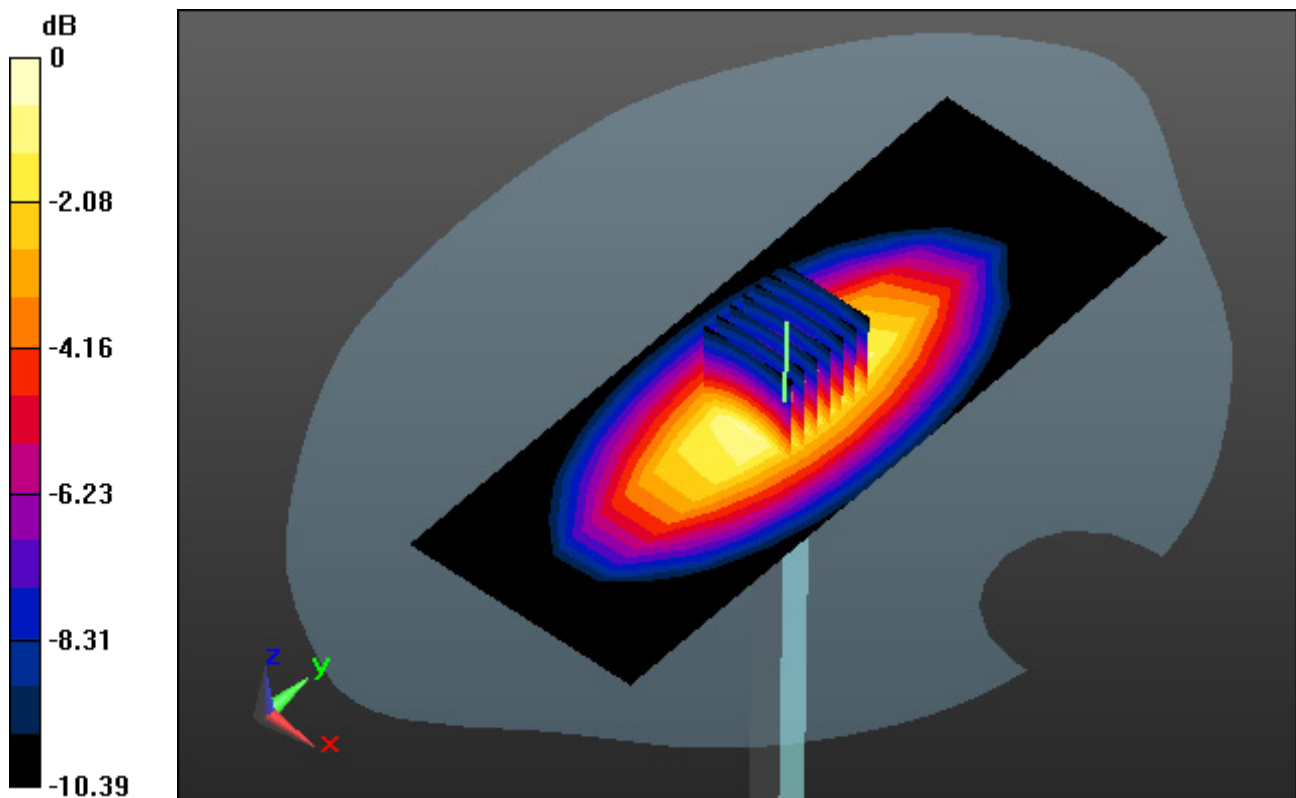
**Area Scan (6x15x1):** Measurement grid: dx=15mm, dy=15mm

**Zoom Scan (7x7x7)/Cube 0:** Measurement grid: dx=5mm, dy=5mm, dz=5mm

Power Drift = -0.08 dB

Peak SAR (extrapolated) = 3.46 W/kg

SAR(1 g) = 2.25 W/kg; SAR(10 g) = 1.51 W/kg



0 dB = 2.85 W/kg

## DT&C Co., Ltd.

**DUT: Dipole 750 MHz; Type: D750V3; Serial: D750V3 - SN:1049**

Communication System: UID 0, CW (0); Frequency: 750 MHz; Duty Cycle: 1:1  
Medium parameters used:  $f = 750$  MHz;  $\sigma = 0.883$  S/m;  $\epsilon_r = 42.282$ ;  $\rho = 1000$  kg/m<sup>3</sup>  
Phantom section: Flat Section

### **DASY5 Configuration:**

Probe: EX3DV4 - SN3933; ConvF(10.76, 10.76, 10.76); Calibrated: 9/25/2018; Electronics: DAE4 Sn1396  
Sensor-Surface: 2mm (Mechanical Surface Detection)  
Phantom: SAM with CRP\_2016\_07\_22\_middle; Type: QD000P40CD; Serial: TP:1786  
Measurement SW: DASY52, Version 52.8 (8); SEMCAD X Version 14.6.10 (7331)

Test Date: 2019-01-09; Ambient Temp: 20.7; Tissue Temp: 21.8

### **750 MHz System Head Verification (250mW)**

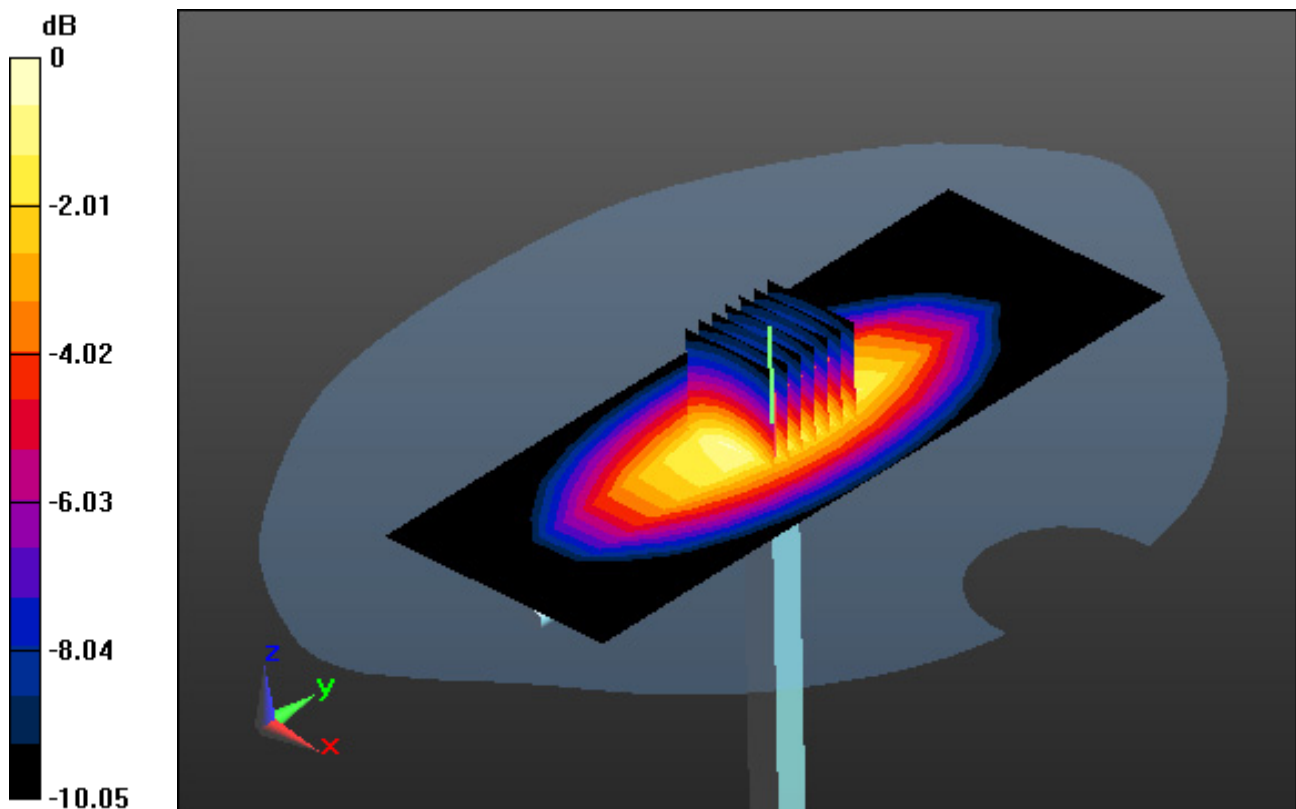
**Area Scan (6x15x1):** Measurement grid: dx=15mm, dy=15mm

**Zoom Scan (7x7x7)/Cube 0:** Measurement grid: dx=5mm, dy=5mm, dz=5mm

Power Drift = -0.09 dB

Peak SAR (extrapolated) = 2.75 W/kg

SAR(1 g) = 1.98 W/kg; SAR(10 g) = 1.31 W/kg



0 dB = 2.33 W/kg



## DT&C Co., Ltd.

**DUT: Dipole 750 MHz; Type: D750V3; Serial: D750V3 - SN:1049**

Communication System: UID 0, CW (0); Frequency: 750 MHz; Duty Cycle: 1:1  
Medium parameters used:  $f = 750$  MHz;  $\sigma = 0.955$  S/m;  $\epsilon_r = 55.098$ ;  $\rho = 1000$  kg/m<sup>3</sup>  
Phantom section: Flat Section

### **DASY5 Configuration:**

Probe: EX3DV4 - SN3933; ConvF(10.43, 10.43, 10.43); Calibrated: 9/25/2018; Electronics: DAE4 Sn1396  
Sensor-Surface: 2mm (Mechanical Surface Detection)  
Phantom: SAM with CRP\_2016\_07\_22\_middle; Type: QD000P40CD; Serial: TP:1786  
Measurement SW: DASY52, Version 52.8 (8); SEMCAD X Version 14.6.10 (7331)

Test Date: 2019-01-09; Ambient Temp: 20.7; Tissue Temp: 21.7

### **750 MHz System Body Verification (250mW)**

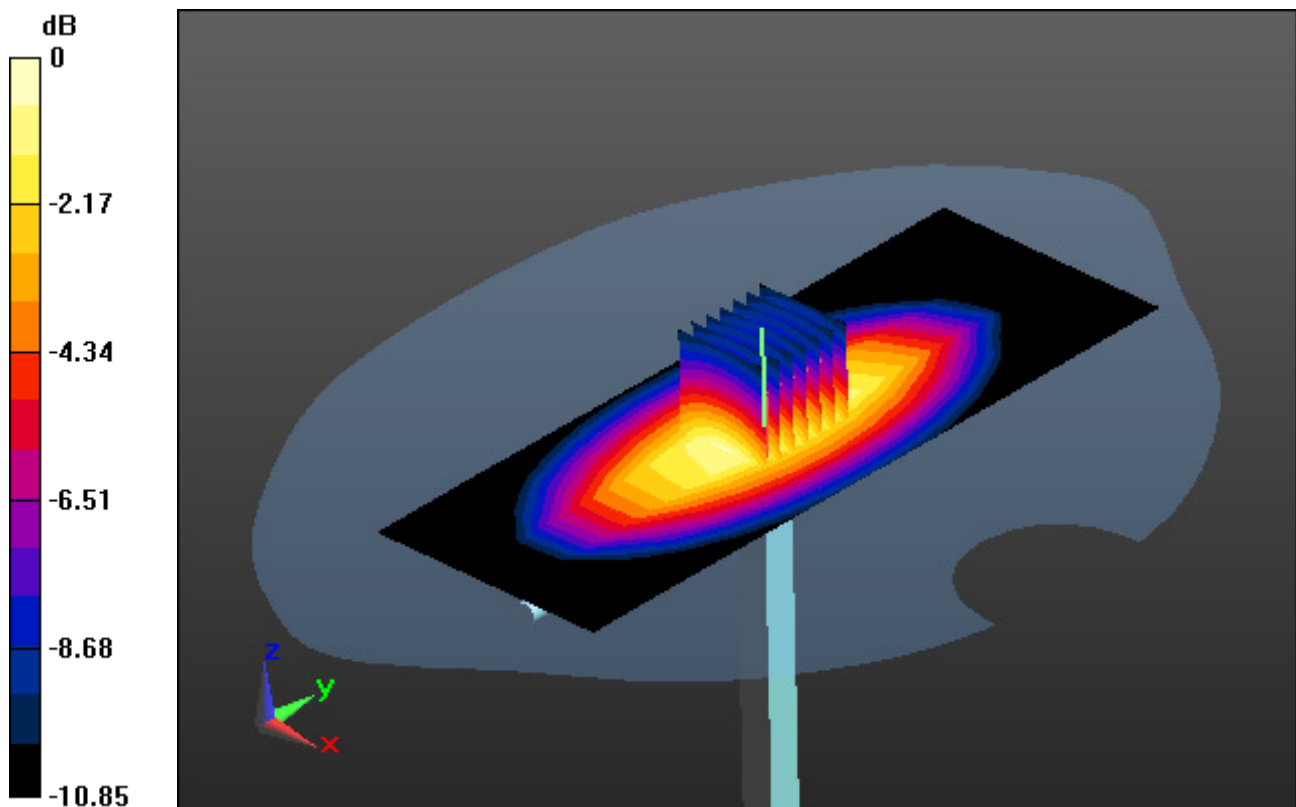
**Area Scan (6x15x1):** Measurement grid: dx=15mm, dy=15mm

**Zoom Scan (7x7x7)/Cube 0:** Measurement grid: dx=5mm, dy=5mm, dz=5mm

Power Drift = 0.09 dB

Peak SAR (extrapolated) = 3.21 W/kg

SAR(1 g) = 2.16 W/kg; SAR(10 g) = 1.42 W/kg



0 dB = 2.74 W/kg

## DT&C Co., Ltd.

**DUT: Dipole 835 MHz; Type: D835V2; Serial: D835V2 - SN:4d159**

Communication System: UID 0, CW; Frequency: 835 MHz; Duty Cycle: 1:1  
Medium parameters used:  $f = 835$  MHz;  $\sigma = 0.875$  S/m;  $\epsilon_r = 41.309$ ;  $\rho = 1000$  kg/m<sup>3</sup>  
Phantom section: Flat Section

### **DASY5 Configuration:**

Probe: EX3DV4 - SN7337; ConvF(10.16, 10.16, 10.16); Calibrated: 11/22/2018; Electronics: DAE4 Sn1396  
Sensor-Surface: 2mm (Mechanical Surface Detection)  
Phantom: SAM with CRP\_2016\_07\_22\_middle; Type: QD000P40CD; Serial: TP:1786  
Measurement SW: DASY52, Version 52.8 (8); SEMCAD X Version 14.6.10 (7331)

Test Date: 2018-12-07; Ambient Temp: 21.1; Tissue Temp: 22.0

### **835 MHz System Head Verification (250mW)**

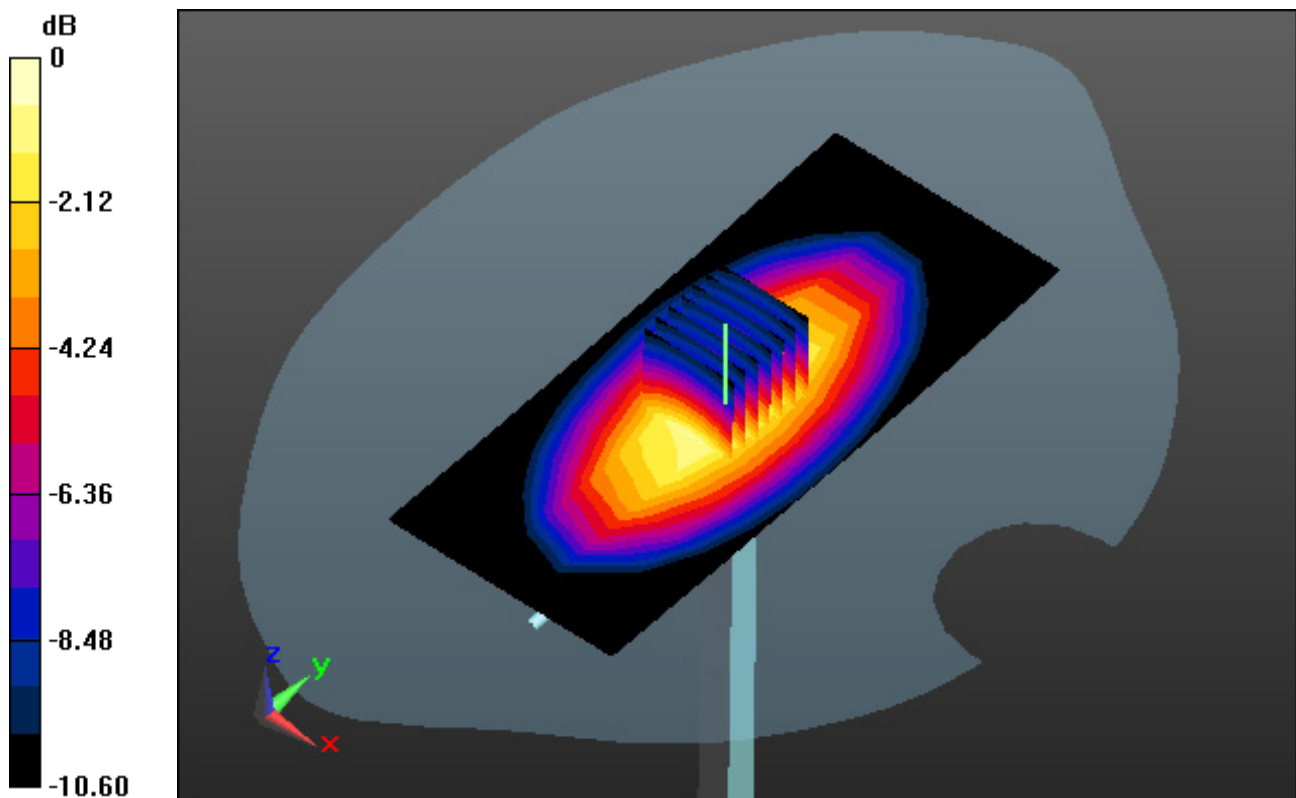
**Area Scan (6x13x1):** Measurement grid: dx=15mm, dy=15mm

**Zoom Scan (7x7x7)/Cube 0:** Measurement grid: dx=5mm, dy=5mm, dz=5mm

Power Drift = 0.04 dB

Peak SAR (extrapolated) = 3.86 W/kg

SAR(1 g) = 2.42 W/kg; SAR(10 g) = 1.55 W/kg



0 dB = 2.87 W/kg

## DT&C Co., Ltd.

**DUT: Dipole 835 MHz; Type: D835V2; Serial: D835V2 - SN:4d159**

Communication System: UID 0, CW; Frequency: 835 MHz; Duty Cycle: 1:1  
Medium parameters used:  $f = 835$  MHz;  $\sigma = 0.993$  S/m;  $\epsilon_r = 54.085$ ;  $\rho = 1000$  kg/m<sup>3</sup>  
Phantom section: Flat Section

### **DASY5 Configuration:**

Probe: EX3DV4 - SN7337; ConvF(10.23, 10.23, 10.23); Calibrated: 11/22/2018; Electronics: DAE4 Sn1396  
Sensor-Surface: 2mm (Mechanical Surface Detection)  
Phantom: SAM with CRP\_2016\_07\_22\_middle; Type: QD000P40CD; Serial: TP:1786  
Measurement SW: DASY52, Version 52.8 (8); SEMCAD X Version 14.6.10 (7331)

Test Date: 2018-12-07; Ambient Temp: 21.1; Tissue Temp: 22.1

### **835 MHz System Body Verification (250mW)**

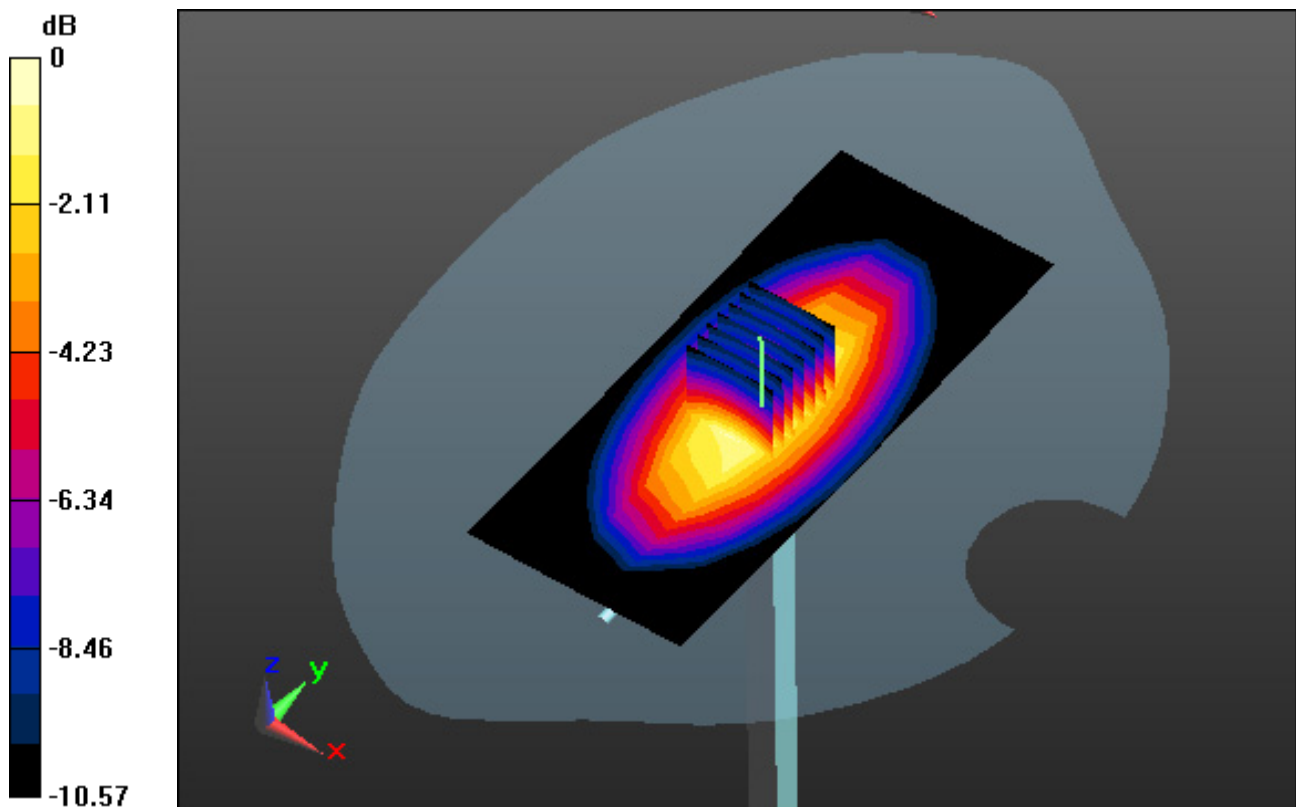
**Area Scan (6x13x1):** Measurement grid: dx=15mm, dy=15mm

**Zoom Scan (7x7x7)/Cube 0:** Measurement grid: dx=5mm, dy=5mm, dz=5mm

Power Drift = -0.03 dB

Peak SAR (extrapolated) = 3.89 W/kg

SAR(1 g) = 2.38 W/kg; SAR(10 g) = 1.55 W/kg



0 dB = 3.00 W/kg

## DT&C Co., Ltd.

**DUT: Dipole 835 MHz; Type: D835V2; Serial: D835V2 - SN:4d159**

Communication System: UID 0, CW (0); Frequency: 835 MHz; Duty Cycle: 1:1  
Medium parameters used:  $f = 835$  MHz;  $\sigma = 0.877$  S/m;  $\epsilon_r = 41.458$ ;  $\rho = 1000$  kg/m<sup>3</sup>  
Phantom section: Flat Section

### **DASY5 Configuration:**

Probe: EX3DV4 - SN7337; ConvF(10.16, 10.16, 10.16); Calibrated: 11/22/2018; Electronics: DAE4 Sn1396  
Sensor-Surface: 2mm (Mechanical Surface Detection)  
Phantom: SAM with CRP\_2016\_07\_22\_middle; Type: QD000P40CD; Serial: TP:1786  
Measurement SW: DASY52, Version 52.8 (8); SEMCAD X Version 14.6.10 (7331)

Test Date: 2018-12-11; Ambient Temp: 20.7; Tissue Temp: 21.5

### **835 MHz System Head Verification (250mW)**

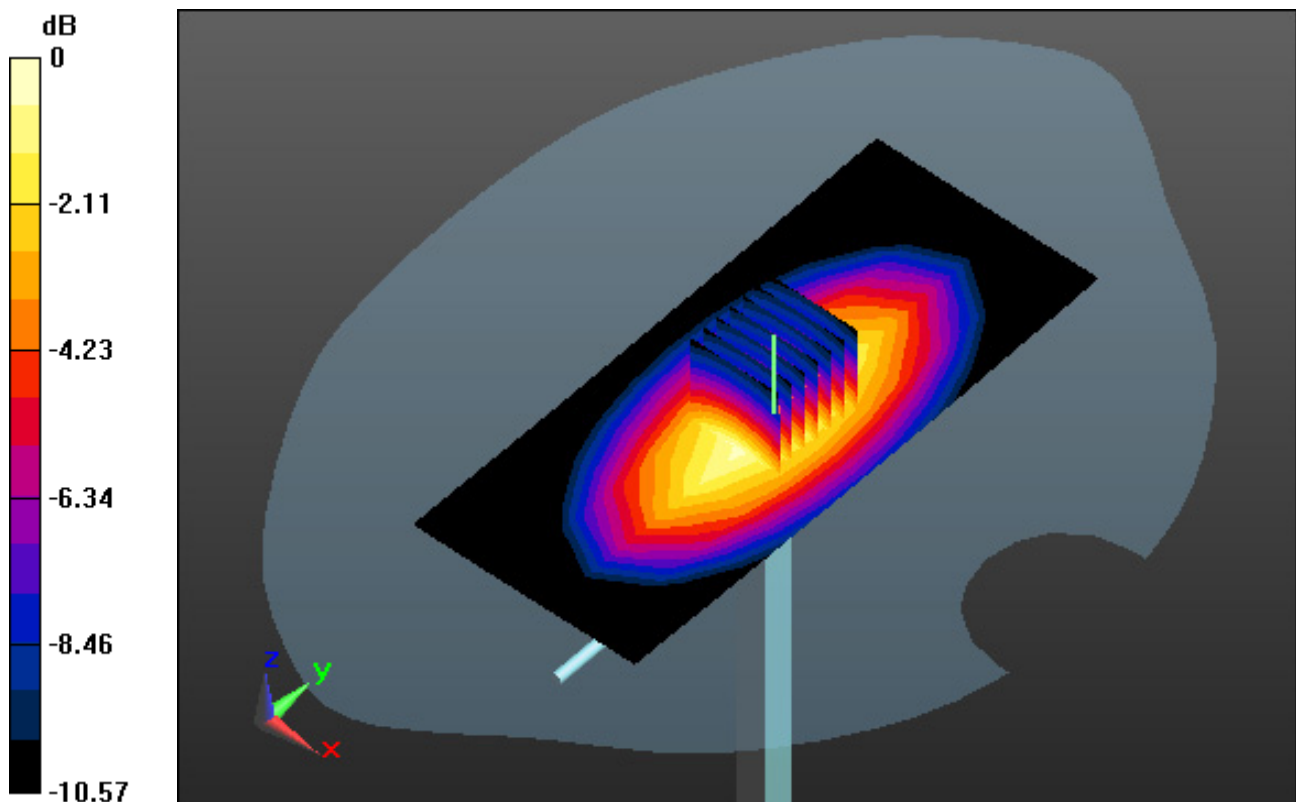
**Area Scan (6x13x1):** Measurement grid: dx=15mm, dy=15mm

**Zoom Scan (7x7x7)/Cube 0:** Measurement grid: dx=5mm, dy=5mm, dz=5mm

Power Drift = 0.01 dB

Peak SAR (extrapolated) = 3.84 W/kg

SAR(1 g) = 2.36 W/kg; SAR(10 g) = 1.49 W/kg



0 dB = 2.97 W/kg

## DT&C Co., Ltd.

**DUT: Dipole 835 MHz; Type: D835V2; Serial: D835V2 - SN:4d159**

Communication System: UID 0, CW (0); Frequency: 835 MHz; Duty Cycle: 1:1  
Medium parameters used:  $f = 835$  MHz;  $\sigma = 0.977$  S/m;  $\epsilon_r = 53.883$ ;  $\rho = 1000$  kg/m<sup>3</sup>  
Phantom section: Flat Section

### **DASY5 Configuration:**

Probe: EX3DV4 - SN3933; ConvF(10.27, 10.27, 10.27); Calibrated: 9/25/2018; Electronics: DAE4 Sn1396  
Sensor-Surface: 2mm (Mechanical Surface Detection)  
Phantom: SAM with CRP\_2016\_07\_22\_middle; Type: QD000P40CD; Serial: TP:1786  
Measurement SW: DASY52, Version 52.8 (8); SEMCAD X Version 14.6.10 (7331)

Test Date: 2018-12-11; Ambient Temp: 20.7; Tissue Temp: 21.2

### **835 MHz System Body Verification (250mW)**

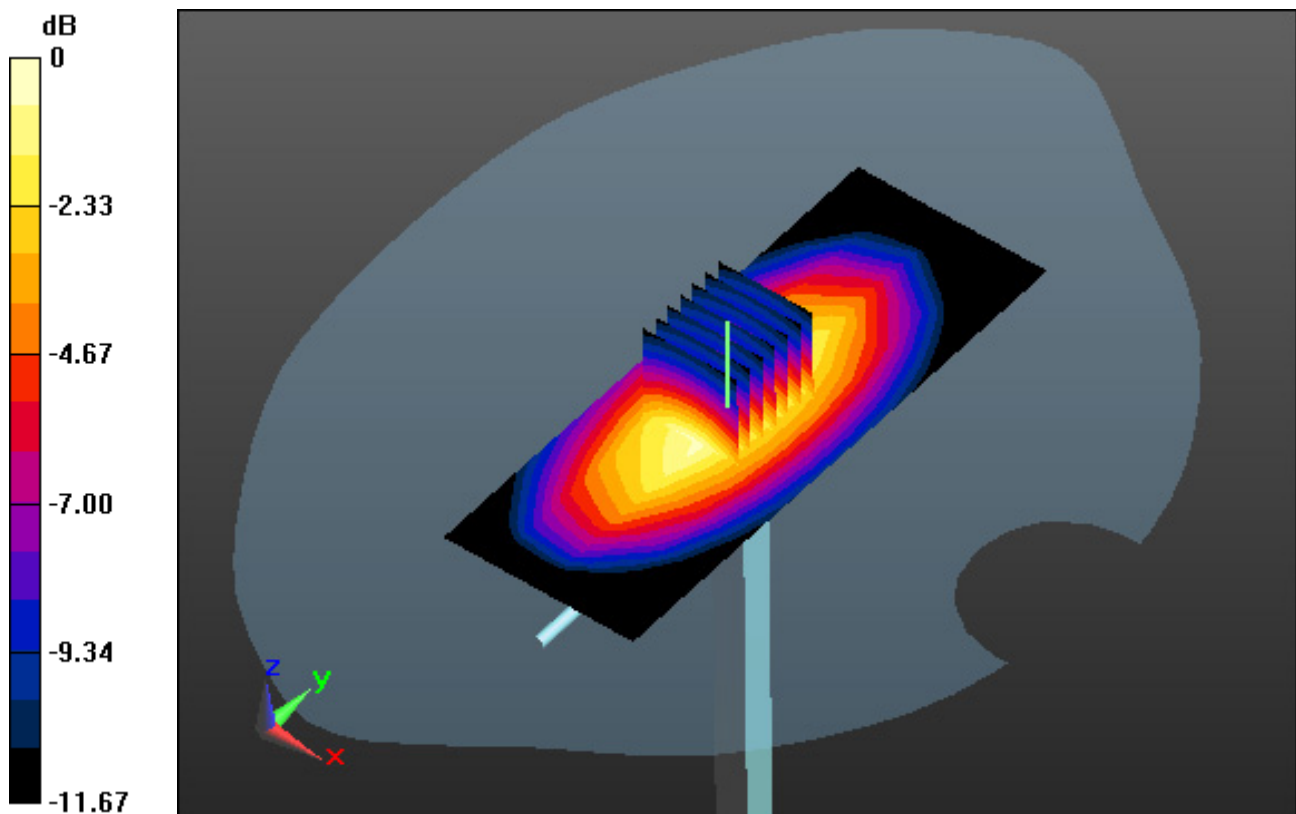
**Area Scan (5x12x1):** Measurement grid: dx=15mm, dy=15mm

**Zoom Scan (7x7x7)/Cube 0:** Measurement grid: dx=5mm, dy=5mm, dz=5mm

Power Drift = 0.02 dB

Peak SAR (extrapolated) = 3.61 W/kg

SAR(1 g) = 2.34 W/kg; SAR(10 g) = 1.48 W/kg



0 dB = 3.02 W/kg

## DT&C Co., Ltd.

**DUT: Dipole 1800 MHz; Type: D1800V2; Serial: D1800V2 - SN:2d202**

Communication System: UID 0, CW (0); Frequency: 1800 MHz; Duty Cycle: 1:1  
Medium parameters used:  $f = 1800$  MHz;  $\sigma = 1.382$  S/m;  $\epsilon_r = 40.644$ ;  $\rho = 1000$  kg/m<sup>3</sup>  
Phantom section: Flat Section

### **DASY5 Configuration:**

Probe: EX3DV4 - SN7337; ConvF(8.96, 8.96, 8.96); Calibrated: 11/22/2018; Electronics: DAE4 Sn1396  
Sensor-Surface: 2mm (Mechanical Surface Detection)  
Phantom: SAM with CRP\_2016\_07\_22\_middle; Type: QD000P40CD; Serial: TP:1786  
Measurement SW: DASY52, Version 52.8 (8); SEMCAD X Version 14.6.10 (7331)

Test Date: 2019-01-14; Ambient Temp: 21.3; Tissue Temp: 22.0

### **1800 MHz System Head Verification (100mW)**

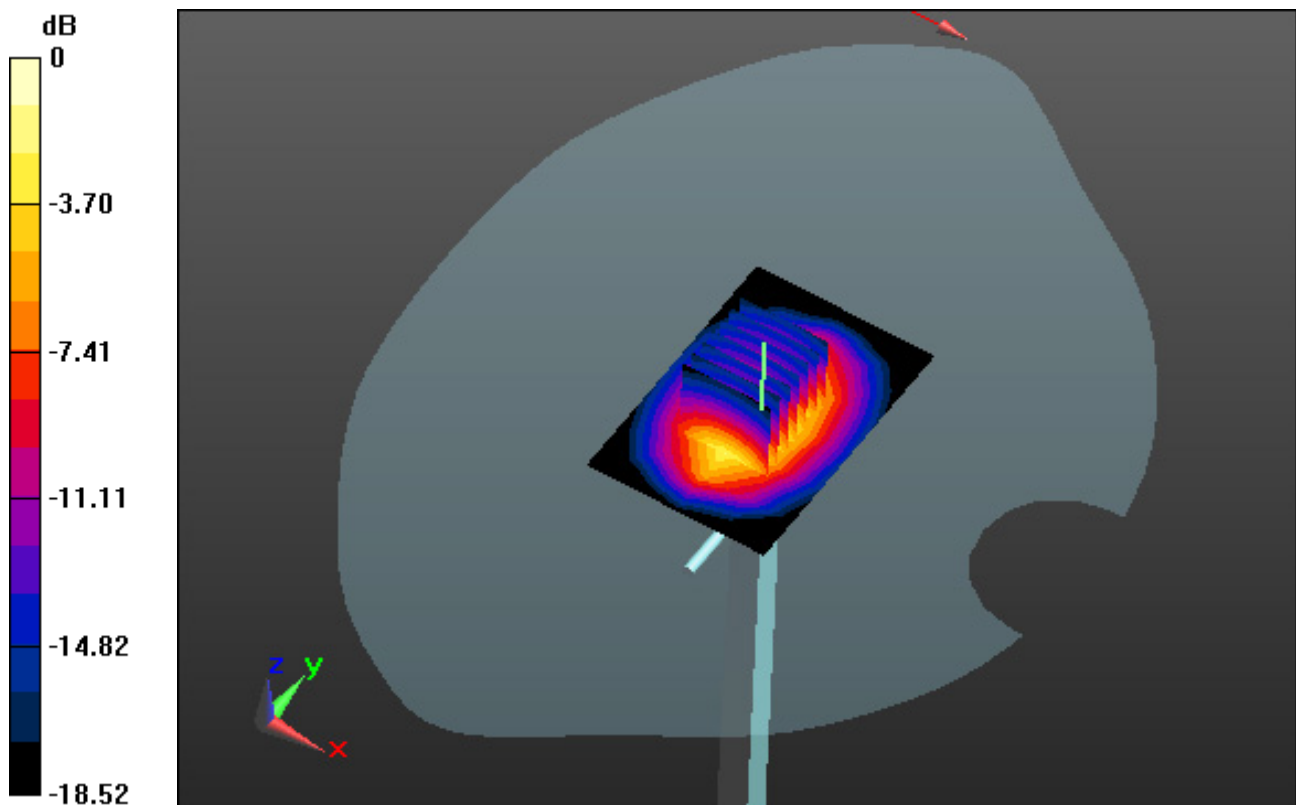
**Area Scan (5x7x1):** Measurement grid: dx=15mm, dy=15mm

**Zoom Scan (7x7x7)/Cube 0:** Measurement grid: dx=5mm, dy=5mm, dz=5mm

Power Drift = -0.02 dB

Peak SAR (extrapolated) = 7.09 W/kg

**SAR(1 g) = 3.79 W/kg; SAR(10 g) = 1.95 W/kg**



0 dB = 5.45 W/kg

## DT&C Co., Ltd.

**DUT: Dipole 1800 MHz; Type: D1800V2; Serial: D1800V2 - SN:2d202**

Communication System: UID 0, CW (0); Frequency: 1800 MHz; Duty Cycle: 1:1  
Medium parameters used:  $f = 1800$  MHz;  $\sigma = 1.501$  S/m;  $\epsilon_r = 52.55$ ;  $\rho = 1000$  kg/m<sup>3</sup>  
Phantom section: Flat Section

### **DASY5 Configuration:**

Probe: EX3DV4 - SN3933; ConvF(8.62, 8.62, 8.62); Calibrated: 9/25/2018; Electronics: DAE4 Sn1396  
Sensor-Surface: 2mm (Mechanical Surface Detection)  
Phantom: SAM with CRP\_2016\_07\_22\_middle; Type: QD000P40CD; Serial: TP:1786  
Measurement SW: DASY52, Version 52.8 (8); SEMCAD X Version 14.6.10 (7331)

Test Date: 2019-01-14; Ambient Temp: 21.3; Tissue Temp: 22.1

### **1800 MHz System Body Verification (100mW)**

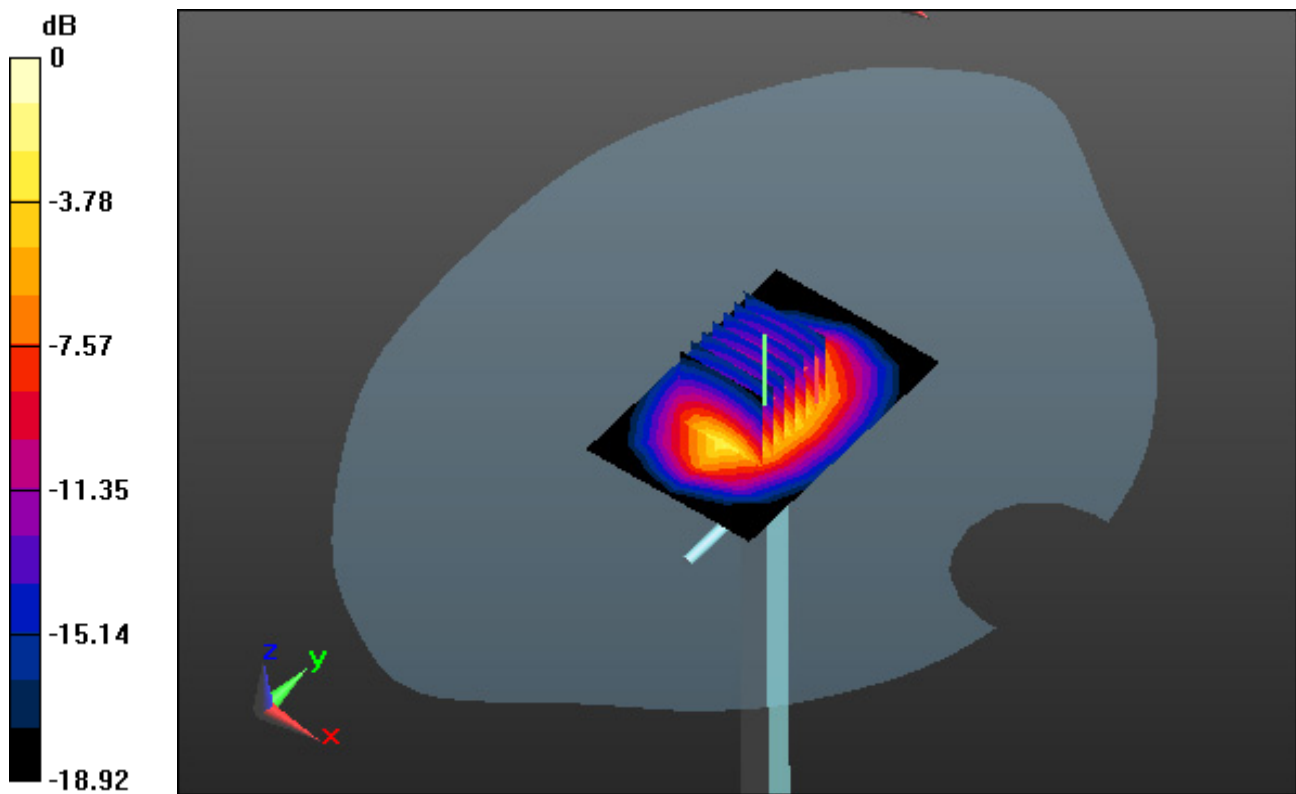
**Area Scan (5x7x1):** Measurement grid: dx=15mm, dy=15mm

**Zoom Scan (7x7x7)/Cube 0:** Measurement grid: dx=5mm, dy=5mm, dz=5mm

Power Drift = -0.02 dB

Peak SAR (extrapolated) = 7.63 W/kg

SAR(1 g) = 4.07 W/kg; SAR(10 g) = 2.12 W/kg



0 dB = 5.93 W/kg

## DT&C Co., Ltd.

**DUT: Dipole 1800 MHz; Type: D1800V2; Serial: D1800V2 - SN:2d202**

Communication System: UID 0, CW (0); Frequency: 1800 MHz; Duty Cycle: 1:1  
Medium parameters used:  $f = 1800$  MHz;  $\sigma = 1.382$  S/m;  $\epsilon_r = 40.866$ ;  $\rho = 1000$  kg/m<sup>3</sup>  
Phantom section: Flat Section

### **DASY5 Configuration:**

Probe: EX3DV4 - SN7337; ConvF(8.96, 8.96, 8.96); Calibrated: 11/22/2018; Electronics: DAE4 Sn1396  
Sensor-Surface: 2mm (Mechanical Surface Detection)  
Phantom: SAM with CRP\_2016\_07\_22\_middle; Type: QD000P40CD; Serial: TP:1786  
Measurement SW: DASY52, Version 52.8 (8); SEMCAD X Version 14.6.10 (7331)

Test Date: 2019-01-28; Ambient Temp: 21.0; Tissue Temp: 21.8

### **1800 MHz System Head Verification (100mW)**

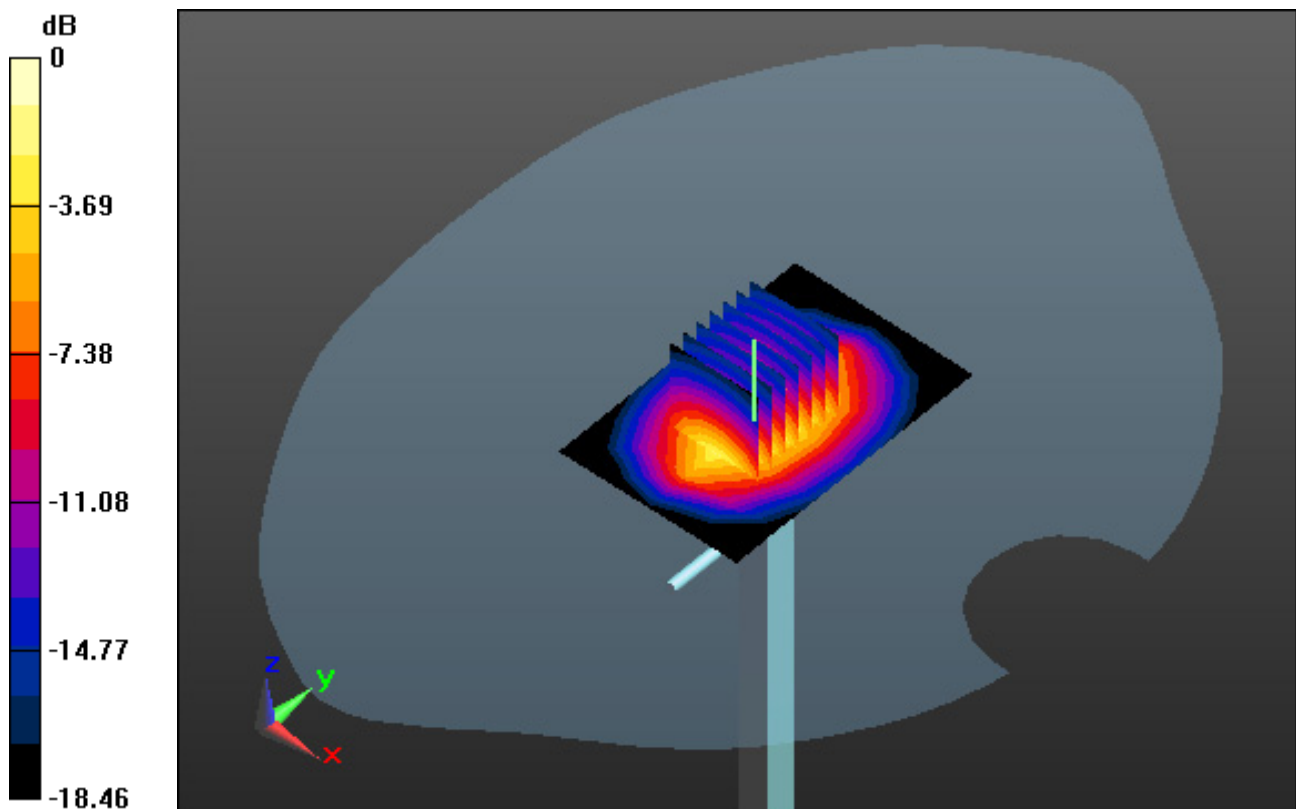
**Area Scan (5x7x1):** Measurement grid: dx=15mm, dy=15mm

**Zoom Scan (7x7x7)/Cube 0:** Measurement grid: dx=5mm, dy=5mm, dz=5mm

Power Drift = -0.01 dB

Peak SAR (extrapolated) = 7.10 W/kg

**SAR(1 g) = 3.8 W/kg; SAR(10 g) = 1.96 W/kg**



0 dB = 5.47 W/kg



## DT&C Co., Ltd.

**DUT: Dipole 1800 MHz; Type: D1800V2; Serial: D1800V2 - SN:2d202**

Communication System: UID 0, CW (0); Frequency: 1800 MHz; Duty Cycle: 1:1  
Medium parameters used:  $f = 1800$  MHz;  $\sigma = 1.493$  S/m;  $\epsilon_r = 52.566$ ;  $\rho = 1000$  kg/m<sup>3</sup>  
Phantom section: Flat Section

### **DASY5 Configuration:**

Probe: EX3DV4 - SN3933; ConvF(8.62, 8.62, 8.62); Calibrated: 9/25/2018; Electronics: DAE4 Sn1396  
Sensor-Surface: 2mm (Mechanical Surface Detection)  
Phantom: SAM with CRP\_2016\_07\_22\_middle; Type: QD000P40CD; Serial: TP:1786  
Measurement SW: DASY52, Version 52.8 (8); SEMCAD X Version 14.6.10 (7331)

Test Date: 2019-01-28; Ambient Temp: 21.0; Tissue Temp: 21.6

### **1800 MHz System Body Verification (100mW)**

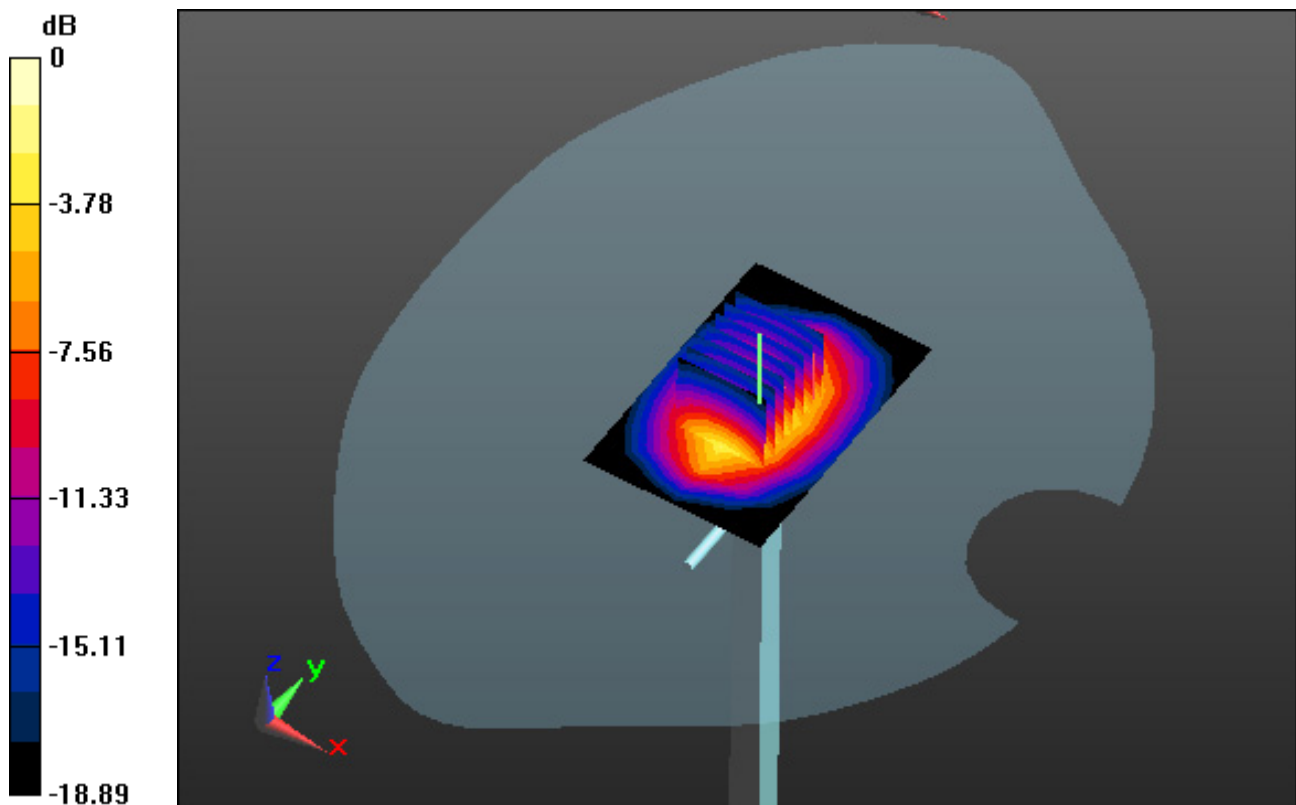
**Area Scan (5x7x1):** Measurement grid: dx=15mm, dy=15mm

**Zoom Scan (7x7x7)/Cube 0:** Measurement grid: dx=5mm, dy=5mm, dz=5mm

Power Drift = -0.01 dB

Peak SAR (extrapolated) = 7.16 W/kg

SAR(1 g) = 3.81 W/kg; SAR(10 g) = 2.04 W/kg



0 dB = 5.8 W/kg

## DT&C Co., Ltd.

**DUT: Dipole 1900 MHz; Type: D1900V2; Serial: D1900V2 - SN:5d176**

Communication System: UID 0, CW (0); Frequency: 1900 MHz; Duty Cycle: 1:1  
Medium parameters used:  $f = 1900$  MHz;  $\sigma = 1.416$  S/m;  $\epsilon_r = 39.47$ ;  $\rho = 1000$  kg/m<sup>3</sup>  
Phantom section: Flat Section

### **DASY5 Configuration:**

Probe: EX3DV4 - SN7337; ConvF(8.49, 8.49, 8.49); Calibrated: 11/22/2018; Electronics: DAE4 Sn1396  
Sensor-Surface: 2mm (Mechanical Surface Detection)  
Phantom: SAM with CRP\_2016\_07\_22\_middle; Type: QD000P40CD; Serial: TP:1786  
Measurement SW: DASY52, Version 52.8 (8); SEMCAD X Version 14.6.10 (7331)

Test Date: 2018-12-06; Ambient Temp: 20.1; Tissue Temp: 21.2

### **1900 MHz System Head Verification (100mW)**

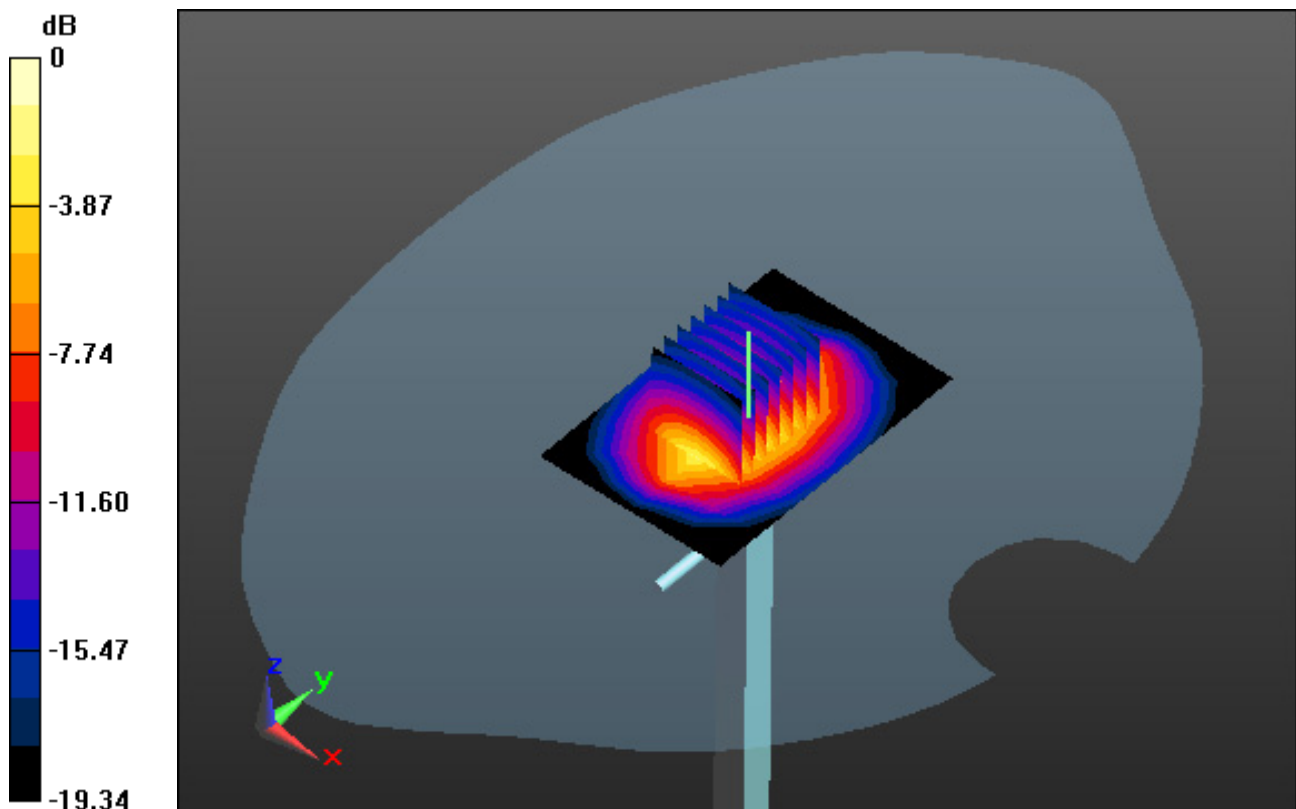
**Area Scan (5x7x1):** Measurement grid: dx=15mm, dy=15mm

**Zoom Scan (7x7x7)/Cube 0:** Measurement grid: dx=5mm, dy=5mm, dz=5mm

Power Drift = -0.06 dB

Peak SAR (extrapolated) = 7.64 W/kg

**SAR(1 g) = 3.99 W/kg; SAR(10 g) = 2.12 W/kg**



0 dB = 5.82 W/kg

## DT&C Co., Ltd.

**DUT: Dipole 1900 MHz; Type: D1900V2; Serial: D1900V2 - SN:5d176**

Communication System: UID 0, CW (0); Frequency: 1900 MHz; Duty Cycle: 1:1  
Medium parameters used:  $f = 1900$  MHz;  $\sigma = 1.563$  S/m;  $\epsilon_r = 51.417$ ;  $\rho = 1000$  kg/m<sup>3</sup>  
Phantom section: Flat Section

### **DASY5 Configuration:**

Probe: EX3DV4 - SN7337; ConvF(8.03, 8.03, 8.03); Calibrated: 11/22/2018; Electronics: DAE4 Sn1396  
Sensor-Surface: 2mm (Mechanical Surface Detection)  
Phantom: SAM with CRP\_2016\_07\_22\_middle; Type: QD000P40CD; Serial: TP:1786  
Measurement SW: DASY52, Version 52.8 (8); SEMCAD X Version 14.6.10 (7331)

Test Date: 2018-12-06; Ambient Temp: 20.1; Tissue Temp: 21.0

### **1900 MHz System Body Verification (100mW)**

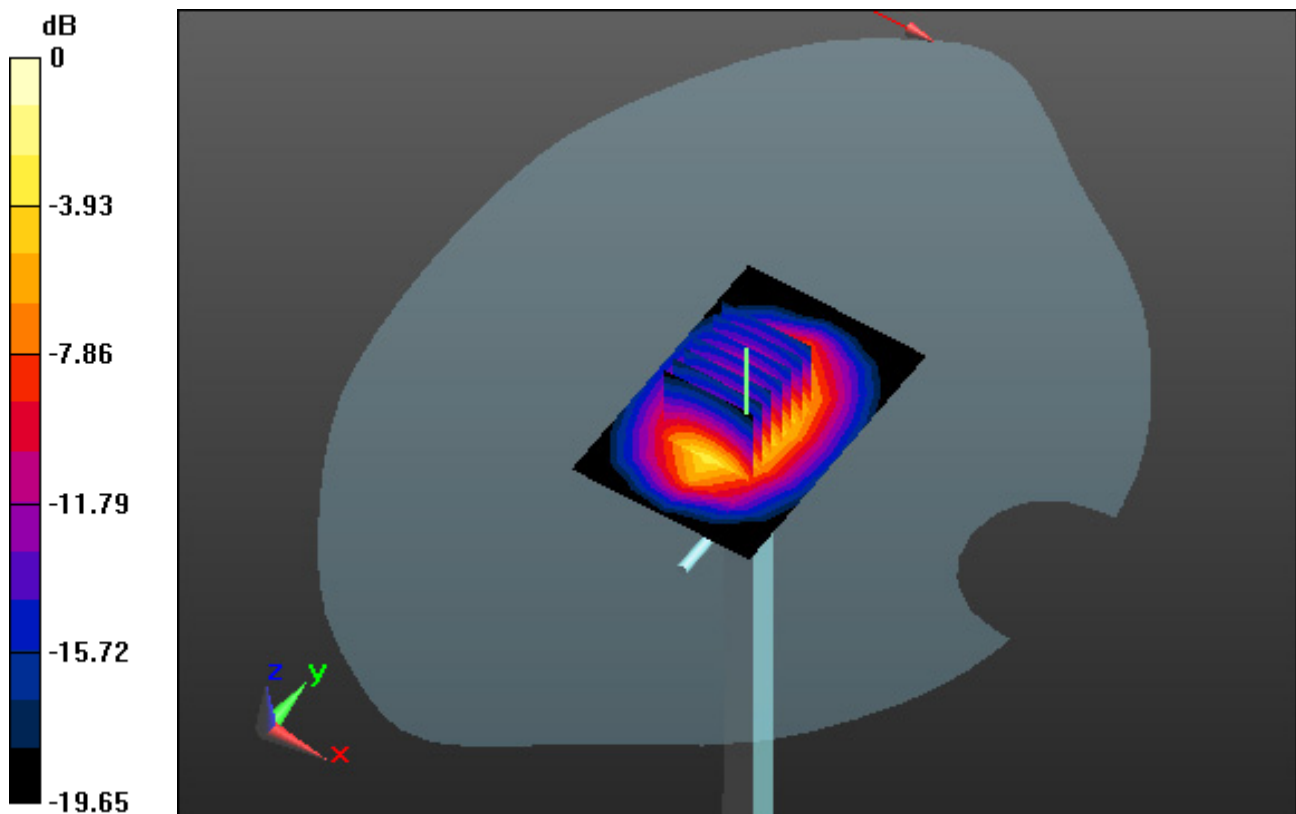
**Area Scan (5x7x1):** Measurement grid: dx=15mm, dy=15mm

**Zoom Scan (7x7x7)/Cube 0:** Measurement grid: dx=5mm, dy=5mm, dz=5mm

Power Drift = -0.05 dB

Peak SAR (extrapolated) = 8.05 W/kg

**SAR(1 g) = 4.1 W/kg; SAR(10 g) = 2.13 W/kg**



0 dB = 6.14 W/kg

## DT&C Co., Ltd.

**DUT: Dipole 1900 MHz; Type: D1900V2; Serial: D1900V2 - SN:5d176**

Communication System: UID 0, CW (0); Frequency: 1900 MHz; Duty Cycle: 1:1  
Medium parameters used:  $f = 1900$  MHz;  $\sigma = 1.416$  S/m;  $\epsilon_r = 39.513$ ;  $\rho = 1000$  kg/m<sup>3</sup>  
Phantom section: Flat Section

### **DASY5 Configuration:**

Probe: EX3DV4 - SN7337; ConvF(8.49, 8.49, 8.49); Calibrated: 11/22/2018; Electronics: DAE4 Sn1396  
Sensor-Surface: 2mm (Mechanical Surface Detection)  
Phantom: SAM with CRP\_2016\_07\_22\_middle; Type: QD000P40CD; Serial: TP:1786  
Measurement SW: DASY52, Version 52.8 (8); SEMCAD X Version 14.6.10 (7331)

Test Date: 2018-12-10; Ambient Temp: 20.3; Tissue Temp: 21.1

### **1900 MHz System Head Verification (100mW)**

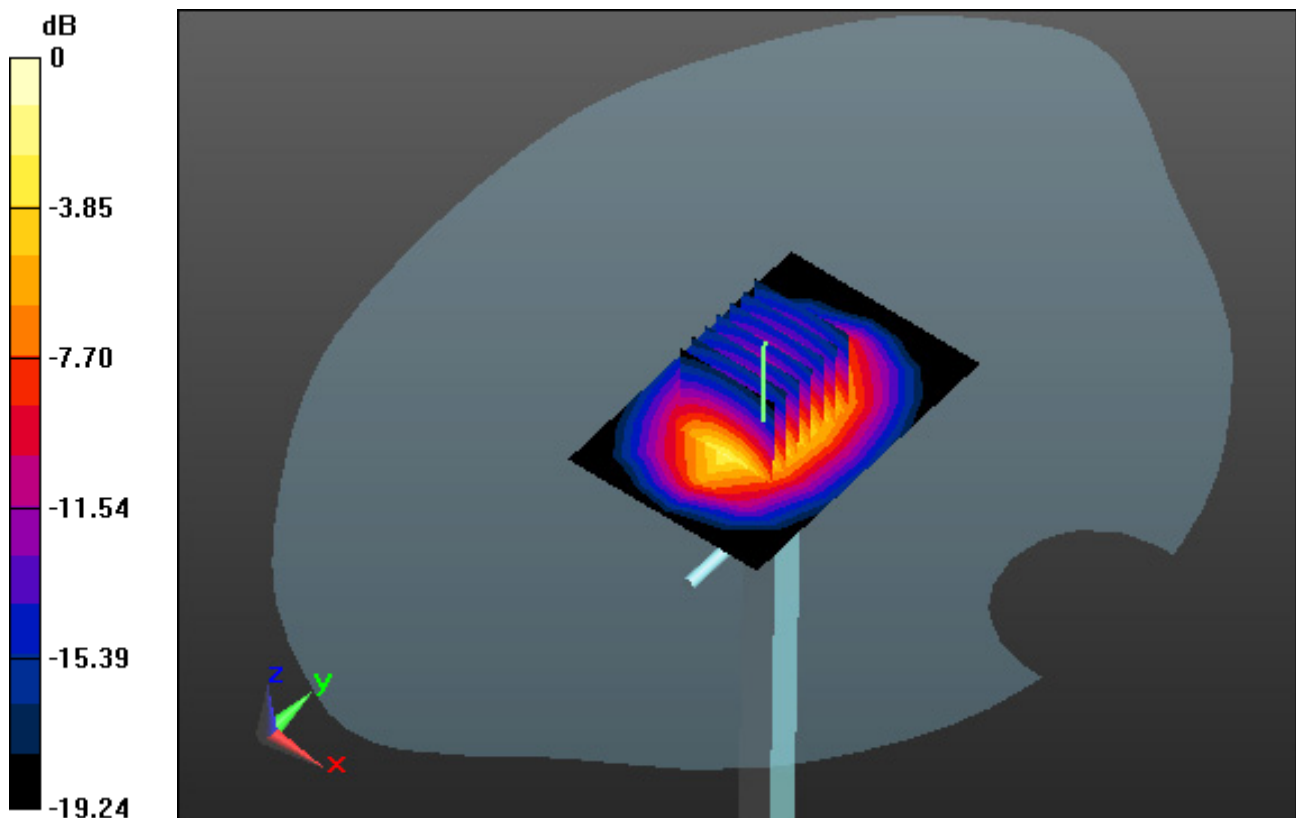
**Area Scan (5x7x1):** Measurement grid: dx=15mm, dy=15mm

**Zoom Scan (7x7x7)/Cube 0:** Measurement grid: dx=5mm, dy=5mm, dz=5mm

Power Drift = -0.04 dB

Peak SAR (extrapolated) = 7.47 W/kg

SAR(1 g) = 3.89 W/kg; SAR(10 g) = 2.07 W/kg



0 dB = 5.67 W/kg

## DT&C Co., Ltd.

**DUT: Dipole 1900 MHz; Type: D1900V2; Serial: D1900V2 - SN:5d176**

Communication System: UID 0, CW (0); Frequency: 1900 MHz; Duty Cycle: 1:1  
Medium parameters used:  $f = 1900$  MHz;  $\sigma = 1.564$  S/m;  $\epsilon_r = 51.433$ ;  $\rho = 1000$  kg/m<sup>3</sup>  
Phantom section: Flat Section

### **DASY5 Configuration:**

Probe: EX3DV4 - SN3933; ConvF(8.21, 8.21, 8.21); Calibrated: 9/25/2018; Electronics: DAE4 Sn1396  
Sensor-Surface: 2mm (Mechanical Surface Detection)  
Phantom: SAM with CRP\_2016\_07\_22\_middle; Type: QD000P40CD; Serial: TP:1786  
Measurement SW: DASY52, Version 52.8 (8); SEMCAD X Version 14.6.10 (7331)

Test Date: 2018-12-10; Ambient Temp: 20.3; Tissue Temp: 20.9

### **1900 MHz System Body Verification (100mW)**

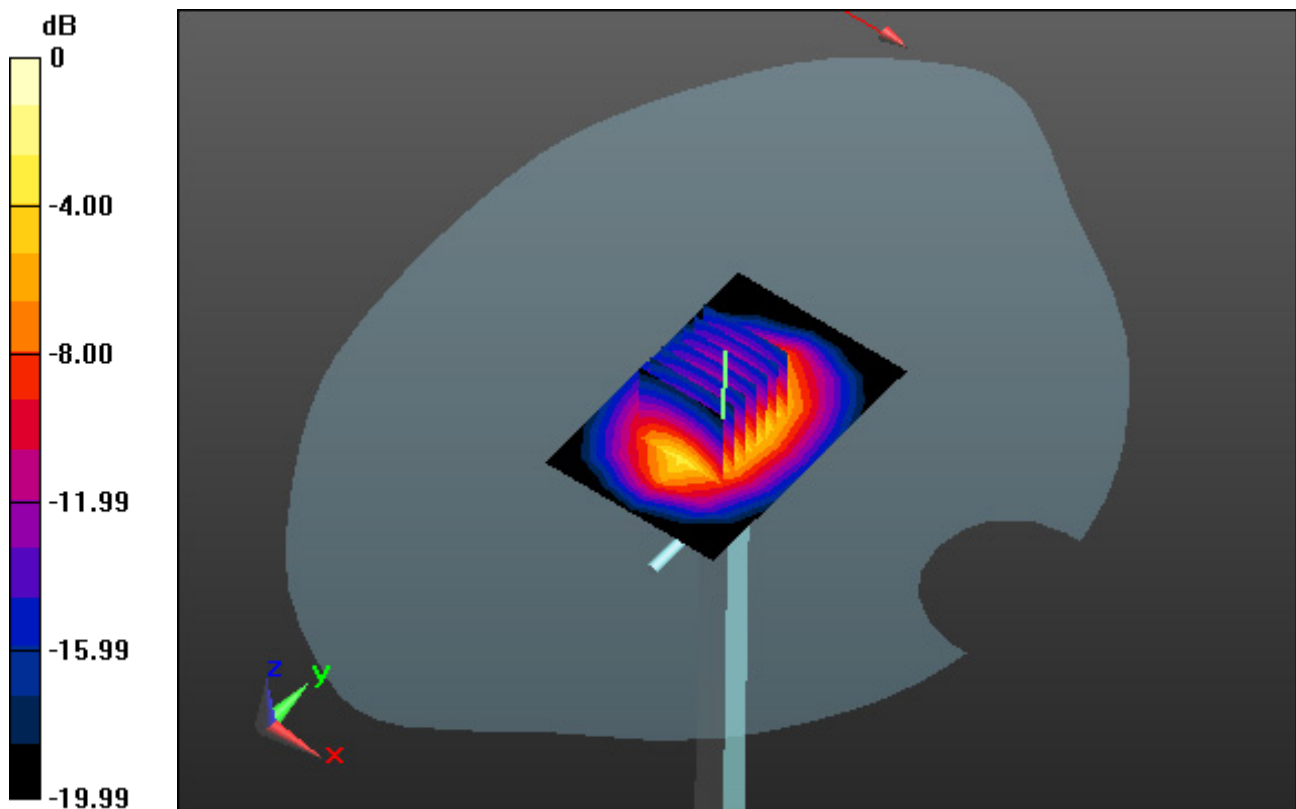
**Area Scan (5x7x1):** Measurement grid: dx=15mm, dy=15mm

**Zoom Scan (7x7x7)/Cube 0:** Measurement grid: dx=5mm, dy=5mm, dz=5mm

Power Drift = -0.03 dB

Peak SAR (extrapolated) = 7.57 W/kg

SAR(1 g) = 3.76 W/kg; SAR(10 g) = 1.95 W/kg



0 dB = 6.03 W/kg

## DT&C Co., Ltd.

**DUT: Dipole 2450 MHz; Type: D2450V2; Serial: D2450V2 - SN:920**

Communication System: UID 0, CW; Frequency: 2450 MHz; Duty Cycle: 1:1  
Medium parameters used:  $f = 2450$  MHz;  $\sigma = 1.795$  S/m;  $\epsilon_r = 40.522$ ;  $\rho = 1000$  kg/m<sup>3</sup>  
Phantom section: Flat Section

### **DASY5 Configuration:**

Probe: EX3DV4 - SN3933; ConvF(7.61, 7.61, 7.61); Calibrated: 9/25/2018; Electronics: DAE4 Sn1396  
Sensor-Surface: 2mm (Mechanical Surface Detection)  
Phantom: SAM with CRP\_2016\_07\_22\_middle; Type: QD000P40CD; Serial: TP:1786  
Measurement SW: DASY52, Version 52.8 (8); SEMCAD X Version 14.6.10 (7331)

Test Date: 2019-01-15; Ambient Temp: 21.1; Tissue Temp: 21.9

### **2450 MHz System Head Verification (100mW)**

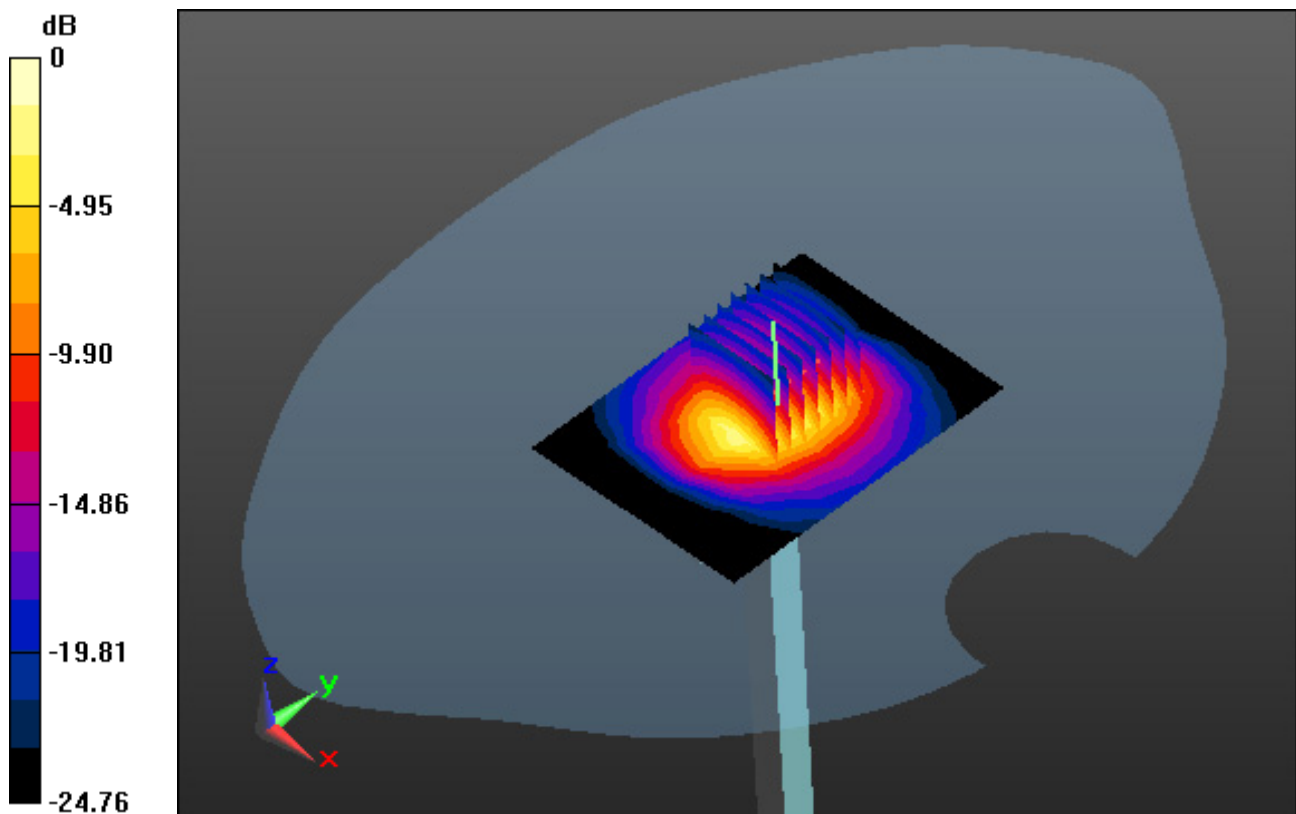
**Area Scan (7x9x1):** Measurement grid: dx=12mm, dy=12mm

**Zoom Scan (7x7x7)/Cube 0:** Measurement grid: dx=5mm, dy=5mm, dz=5mm

Power Drift = -0.19 dB

Peak SAR (extrapolated) = 12.3 W/kg

SAR(1 g) = 5.43 W/kg; SAR(10 g) = 2.57 W/kg



0 dB = 8.12 W/kg

## DT&C Co., Ltd.

**DUT: Dipole 2450 MHz; Type: D2450V2; Serial: D2450V2 - SN:920**

Communication System: UID 0, CW; Frequency: 2450 MHz; Duty Cycle: 1:1  
Medium parameters used:  $f = 2450$  MHz;  $\sigma = 1.954$  S/m;  $\epsilon_r = 54.513$ ;  $\rho = 1000$  kg/m<sup>3</sup>  
Phantom section: Flat Section

### **DASY5 Configuration:**

Probe: EX3DV4 - SN3933; ConvF(7.75, 7.75, 7.75); Calibrated: 9/25/2018; Electronics: DAE4 Sn1396  
Sensor-Surface: 2mm (Mechanical Surface Detection)  
Phantom: SAM with CRP\_2016\_07\_22\_middle; Type: QD000P40CD; Serial: TP:1786  
Measurement SW: DASY52, Version 52.8 (8); SEMCAD X Version 14.6.10 (7331)

Test Date: 2019-01-15; Ambient Temp: 21.1; Tissue Temp: 22.1

### **2450 MHz System Body Verification (100mW)**

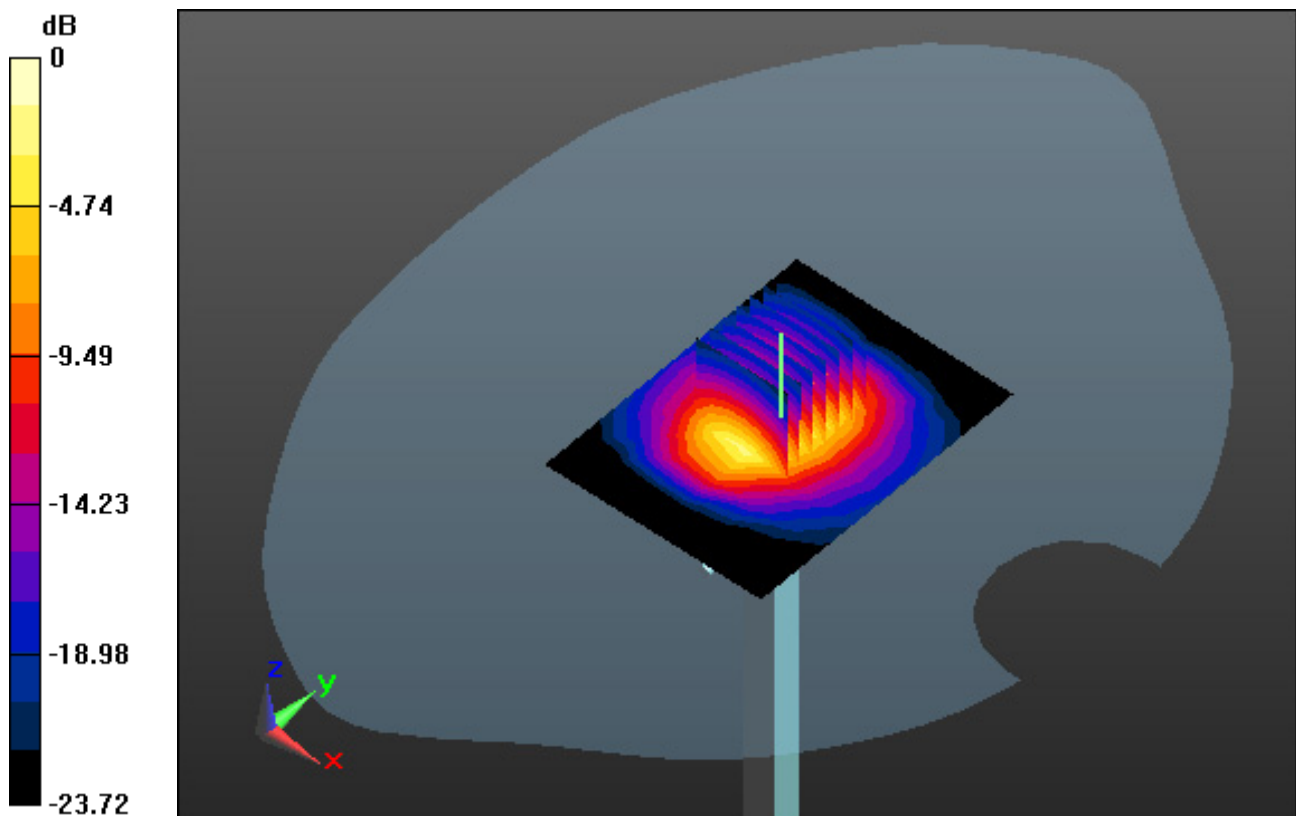
**Area Scan (7x9x1):** Measurement grid: dx=12mm, dy=12mm

**Zoom Scan (7x7x7)/Cube 0:** Measurement grid: dx=5mm, dy=5mm, dz=5mm

Power Drift = -0.10 dB

Peak SAR (extrapolated) = 13.0 W/kg

**SAR(1 g) = 5.04 W/kg; SAR(10 g) = 2.4 W/kg**



0 dB = 8.13 W/kg

## DT&C Co., Ltd.

**DUT: Dipole 5000 MHz; Type: D5GHzV2; Serial: D5GHzV2 - SN:1212**

Communication System: UID 0, CW (0); Frequency: 5300 MHz; Duty Cycle: 1:1  
Medium parameters used:  $f = 5300$  MHz;  $\sigma = 4.642$  S/m;  $\epsilon_r = 36.257$ ;  $\rho = 1000$  kg/m<sup>3</sup>  
Phantom section: Flat Section

### **DASY5 Configuration:**

Probe: EX3DV4 - SN3933; ConvF(5.02, 5.02, 5.02); Calibrated: 9/25/2018; Electronics: DAE4 Sn1396  
Sensor-Surface: 1.4mm (Mechanical Surface Detection)  
Phantom: SAM with CRP\_2016\_07\_22\_middle; Type: QD000P40CD; Serial: TP:1786  
Measurement SW: DASY52, Version 52.8 (8); SEMCAD X Version 14.6.10 (7331)

Test Date: 2019-01-16; Ambient Temp: 21.5; Tissue Temp: 22.2

### **5300 MHz System Head Verification (100mW)**

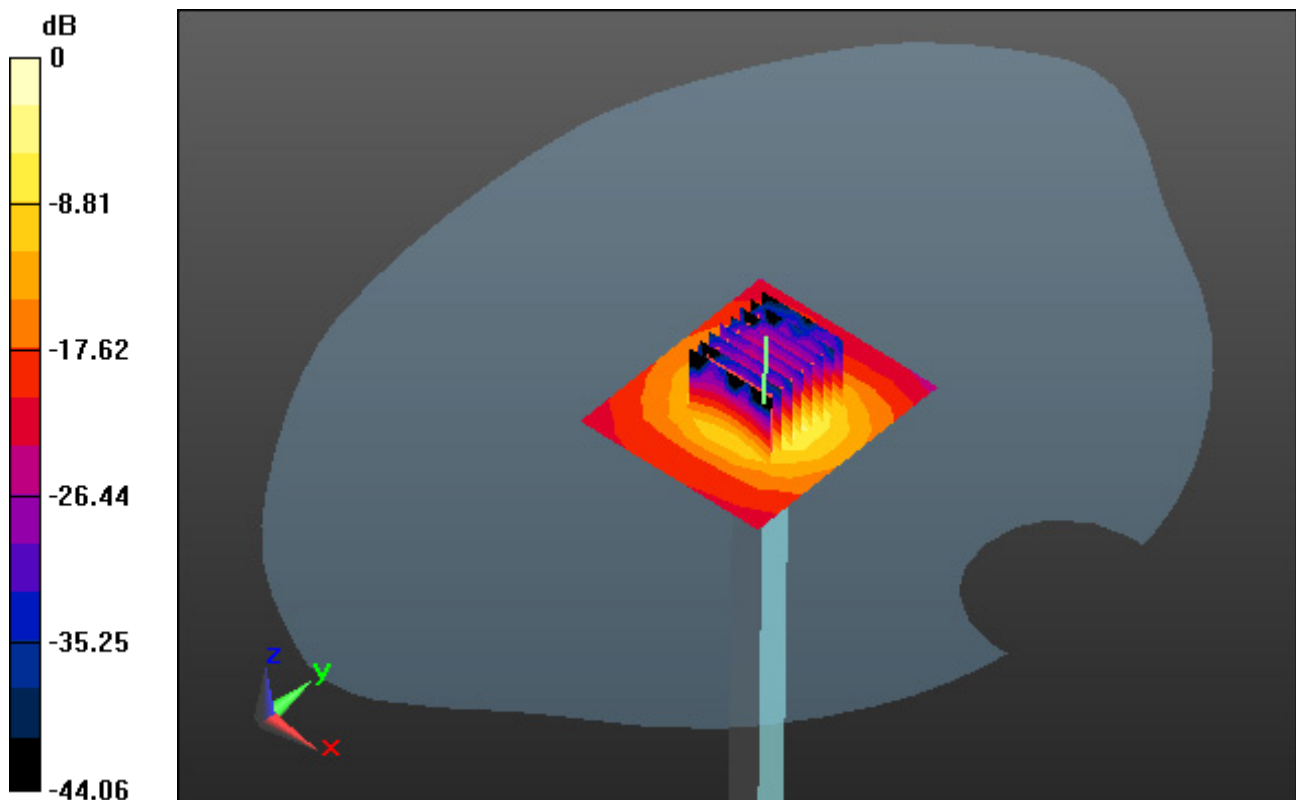
**Area Scan (7x8x1):** Measurement grid: dx=10mm, dy=10mm

**Zoom Scan (8x8x7)/Cube 0:** Measurement grid: dx=4mm, dy=4mm, dz=1.4mm, Graded Ratio: 1.4

Power Drift = 0.05 dB

Peak SAR (extrapolated) = 34.0 W/kg

SAR(1 g) = 7.71 W/kg; SAR(10 g) = 2.17 W/kg



0 dB = 16.3 W/kg



## DT&C Co., Ltd.

**DUT: Dipole 5000 MHz; Type: D5GHzV2; Serial: D5GHzV2 - SN:1212**

Communication System: UID 0, CW (0); Frequency: 5300 MHz; Duty Cycle: 1:1  
Medium parameters used:  $f = 5300$  MHz;  $\sigma = 5.377$  S/m;  $\epsilon_r = 48.308$ ;  $\rho = 1000$  kg/m<sup>3</sup>  
Phantom section: Flat Section

### **DASY5 Configuration:**

Probe: EX3DV4 - SN3933; ConvF(4.51, 4.51, 4.51); Calibrated: 9/25/2018; Electronics: DAE4 Sn1396  
Sensor-Surface: 1.4mm (Mechanical Surface Detection)  
Phantom: SAM with CRP\_2016\_07\_22\_middle; Type: QD000P40CD; Serial: TP:1786  
Measurement SW: DASY52, Version 52.8 (8); SEMCAD X Version 14.6.10 (7331)

Test Date: 2019-01-16; Ambient Temp: 21.5; Tissue Temp: 22.0

### **5300 MHz System Body Verification (100mW)**

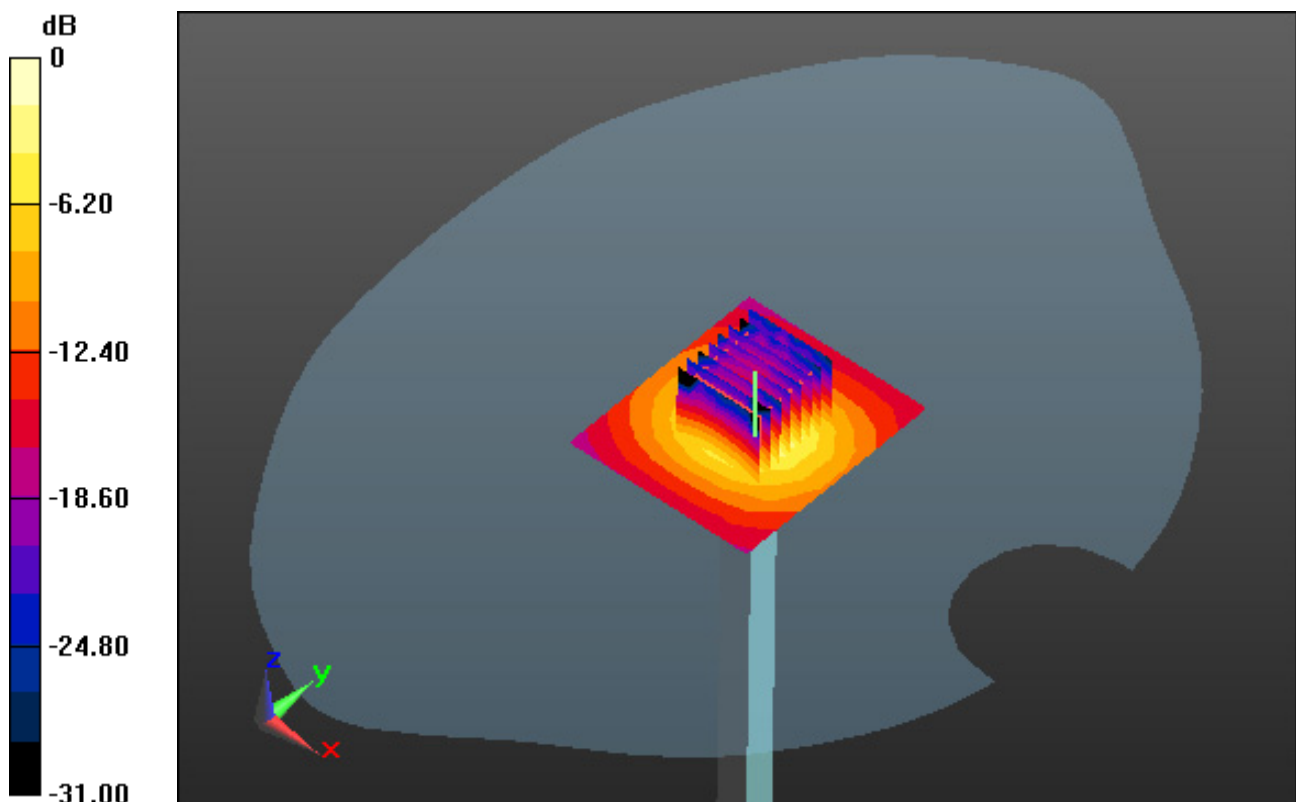
**Area Scan (7x10x1):** Measurement grid: dx=10mm, dy=10mm

**Zoom Scan (8x8x7)/Cube 0:** Measurement grid: dx=4mm, dy=4mm, dz=1.4mm, Graded Ratio: 1.4

Power Drift = 0.07 dB

Peak SAR (extrapolated) = 32.8 W/kg

SAR(1 g) = 7.26 W/kg; SAR(10 g) = 2.02 W/kg



0 dB = 15.1 W/kg

## DT&C Co., Ltd.

**DUT: Dipole 5000 MHz; Type: D5GHzV2; Serial: D5GHzV2 - SN:1212**

Communication System: UID 0, CW (0); Frequency: 5500 MHz; Duty Cycle: 1:1  
Medium parameters used:  $f = 5500$  MHz;  $\sigma = 4.924$  S/m;  $\epsilon_r = 36.322$ ;  $\rho = 1000$  kg/m<sup>3</sup>  
Phantom section: Flat Section

### **DASY5 Configuration:**

Probe: EX3DV4 - SN3933; ConvF(4.87, 4.87, 4.87); Calibrated: 9/25/2018; Electronics: DAE4 Sn1396  
Sensor-Surface: 1.4mm (Mechanical Surface Detection)  
Phantom: SAM with CRP\_2016\_07\_22\_middle; Type: QD000P40CD; Serial: TP:1786  
Measurement SW: DASY52, Version 52.8 (8); SEMCAD X Version 14.6.10 (7331)

Test Date: 2019-01-17; Ambient Temp: 21.0; Tissue Temp: 22.0

### **5500 MHz System Head Verification (100mW)**

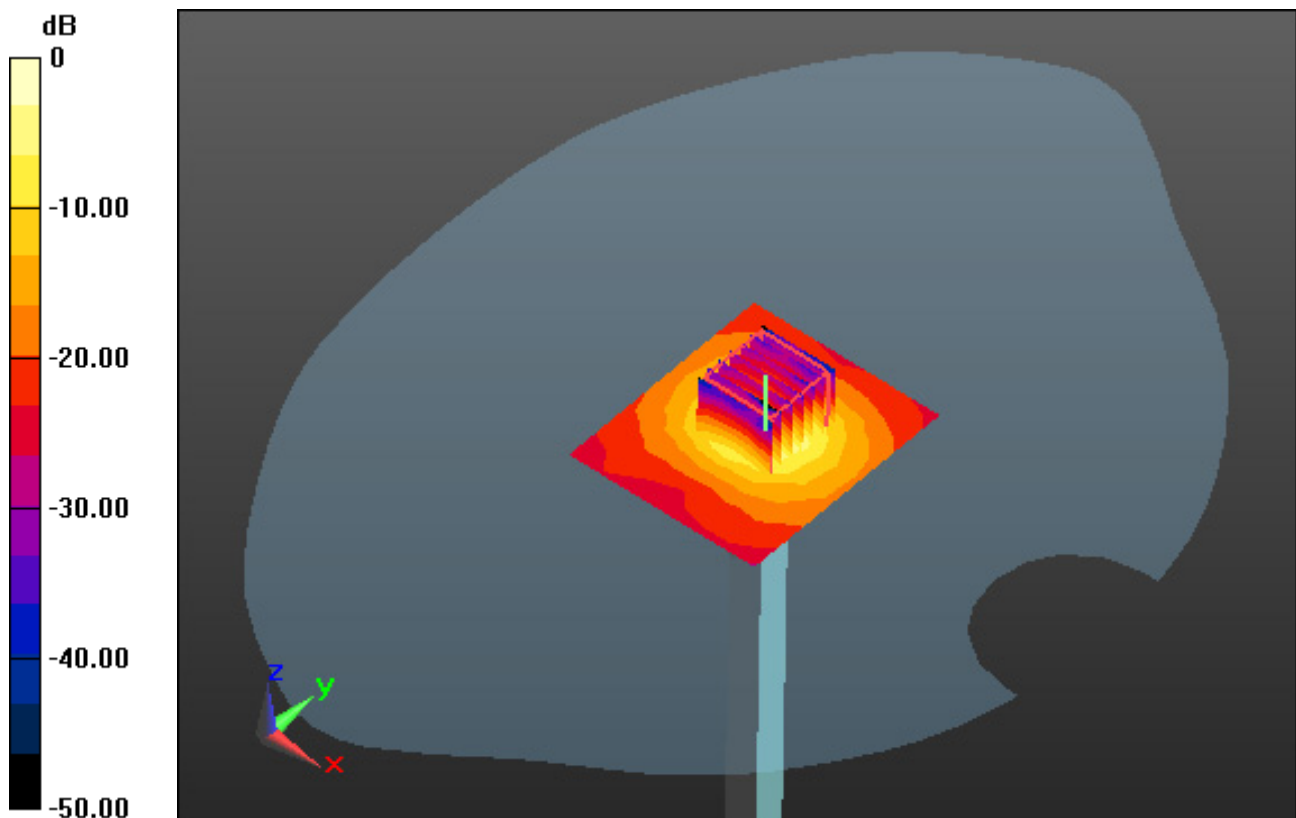
**Area Scan (7x8x1):** Measurement grid: dx=10mm, dy=10mm

**Zoom Scan (8x8x7)/Cube 0:** Measurement grid: dx=4mm, dy=4mm, dz=1.4mm, Graded Ratio: 1.4

Power Drift = 0.00 dB

Peak SAR (extrapolated) = 37.3 W/kg

SAR(1 g) = 8.44 W/kg; SAR(10 g) = 2.37 W/kg



0 dB = 17.6 W/kg

## DT&C Co., Ltd.

**DUT: Dipole 5000 MHz; Type: D5GHzV2; Serial: D5GHzV2 - SN:1212**

Communication System: UID 0, CW (0); Frequency: 5500 MHz; Duty Cycle: 1:1  
Medium parameters used:  $f = 5500$  MHz;  $\sigma = 5.566$  S/m;  $\epsilon_r = 47.733$ ;  $\rho = 1000$  kg/m<sup>3</sup>  
Phantom section: Flat Section

### **DASY5 Configuration:**

Probe: EX3DV4 - SN3933; ConvF(4.14, 4.14, 4.14); Calibrated: 9/25/2018; Electronics: DAE4 Sn1396  
Sensor-Surface: 1.4mm (Mechanical Surface Detection)  
Phantom: SAM with CRP\_2016\_07\_22\_middle; Type: QD000P40CD; Serial: TP:1786  
Measurement SW: DASY52, Version 52.8 (8); SEMCAD X Version 14.6.10 (7331)

Test Date: 2019-01-17; Ambient Temp: 21.0; Tissue Temp: 21.8

### **5500 MHz System Body Verification (100mW)**

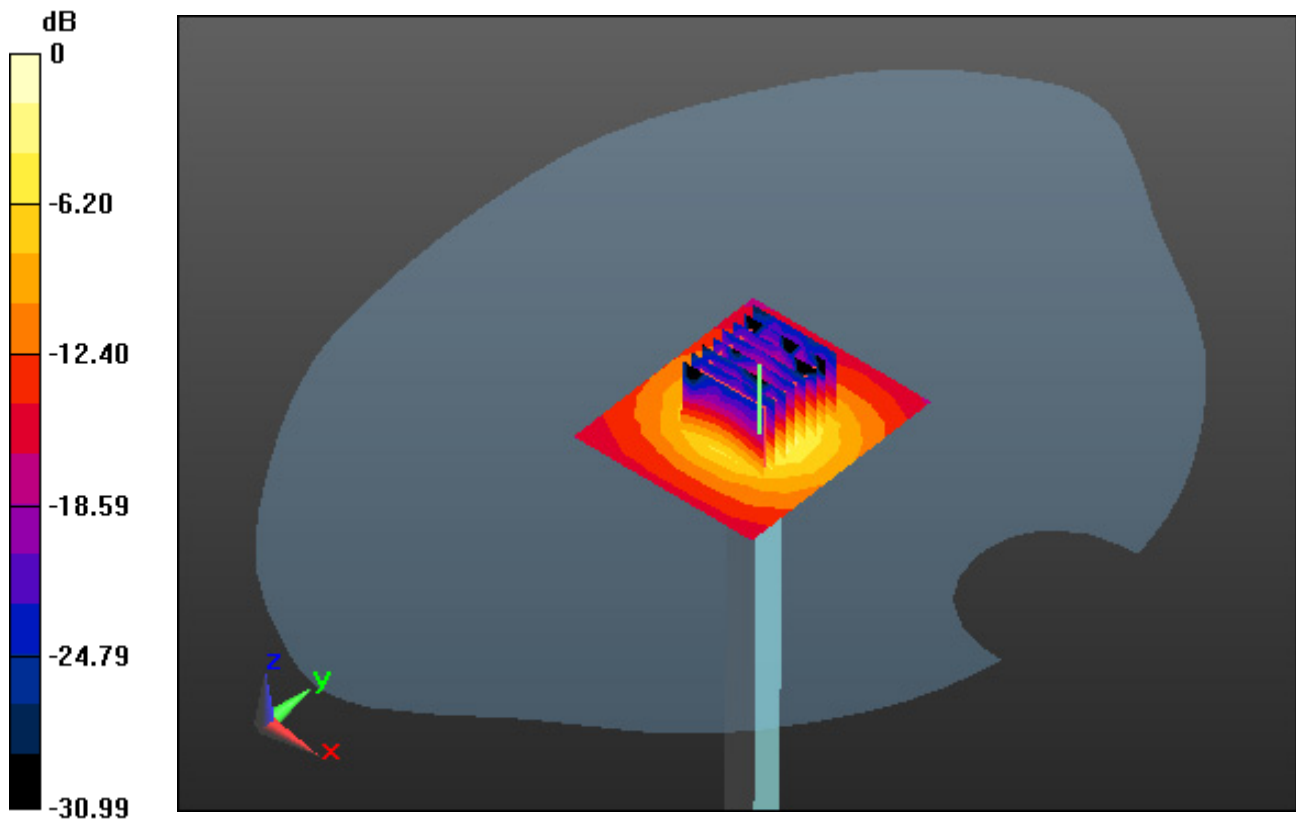
**Area Scan (7x10x1):** Measurement grid: dx=10mm, dy=10mm

**Zoom Scan (8x8x7)/Cube 0:** Measurement grid: dx=4mm, dy=4mm, dz=1.4mm, Graded Ratio: 1.4

Power Drift = 0.07 dB

Peak SAR (extrapolated) = 36.5 W/kg

SAR(1 g) = 7.96 W/kg; SAR(10 g) = 2.28 W/kg



0 dB = 17.0 W/kg

## DT&C Co., Ltd.

**DUT: Dipole 5000 MHz; Type: D5GHzV2; Serial: D5GHzV2 - SN:1212**

Communication System: UID 0, CW (0); Frequency: 5800 MHz; Duty Cycle: 1:1  
Medium parameters used:  $f = 5800$  MHz;  $\sigma = 5.219$  S/m;  $\epsilon_r = 35.294$ ;  $\rho = 1000$  kg/m<sup>3</sup>  
Phantom section: Flat Section

### **DASY5 Configuration:**

Probe: EX3DV4 - SN3933; ConvF(4.77, 4.77, 4.77); Calibrated: 9/25/2018; Electronics: DAE4 Sn1396  
Sensor-Surface: 1.4mm (Mechanical Surface Detection)  
Phantom: SAM with CRP\_2016\_07\_22\_middle; Type: QD000P40CD; Serial: TP:1786  
Measurement SW: DASY52, Version 52.8 (8); SEMCAD X Version 14.6.10 (7331)

Test Date: 2019-01-18; Ambient Temp: 21.3; Tissue Temp: 22.1

### **5800 MHz System Head Verification (100mW)**

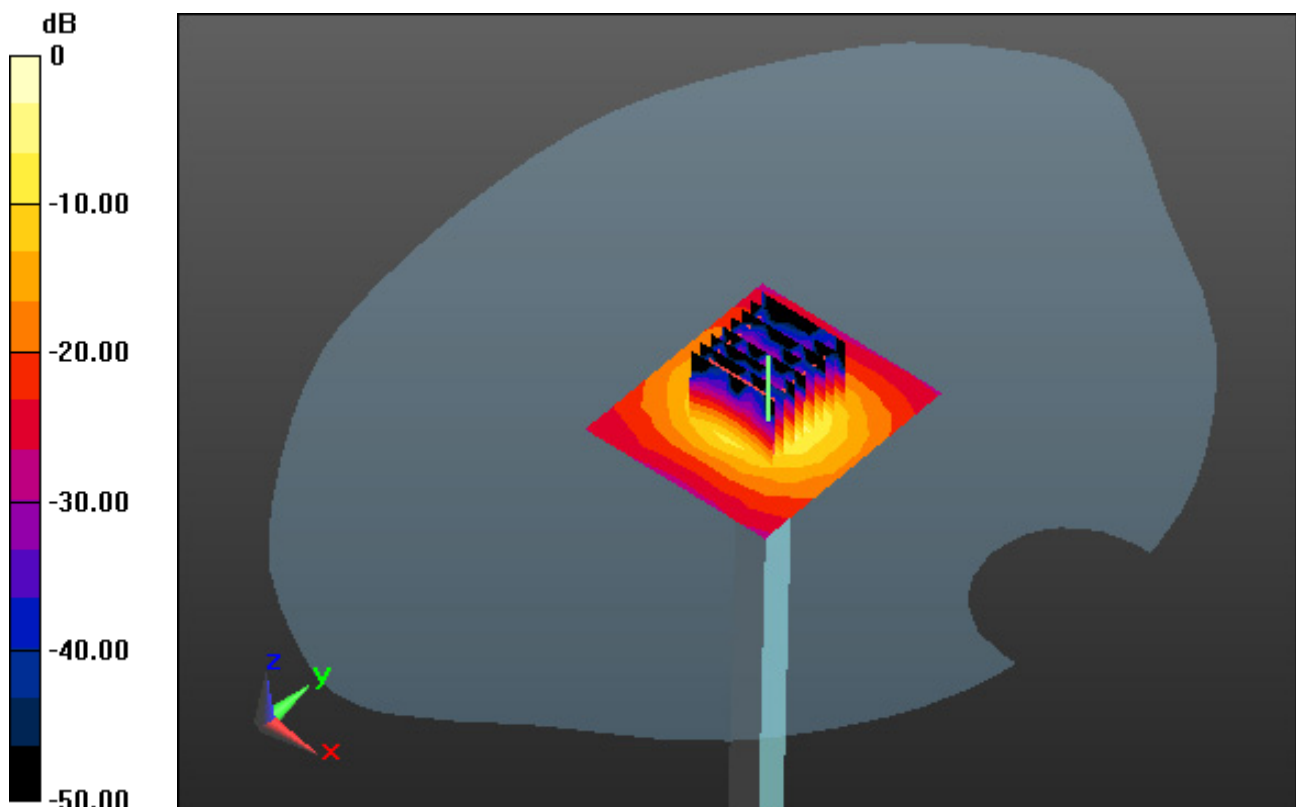
**Area Scan (7x8x1):** Measurement grid: dx=10mm, dy=10mm

**Zoom Scan (8x8x7)/Cube 0:** Measurement grid: dx=4mm, dy=4mm, dz=1.4mm, Graded Ratio: 1.4

Power Drift = 0.06 dB

Peak SAR (extrapolated) = 39.7 W/kg

**SAR(1 g) = 8.41 W/kg; SAR(10 g) = 2.3 W/kg**



0 dB = 17.7 W/kg

## DT&C Co., Ltd.

**DUT: Dipole 5000 MHz; Type: D5GHzV2; Serial: D5GHzV2 - SN:1212**

Communication System: UID 0, CW (0); Frequency: 5800 MHz; Duty Cycle: 1:1  
Medium parameters used:  $f = 5800$  MHz;  $\sigma = 6.237$  S/m;  $\epsilon_r = 46.643$ ;  $\rho = 1000$  kg/m<sup>3</sup>  
Phantom section: Flat Section

### **DASY5 Configuration:**

Probe: EX3DV4 - SN3933; ConvF(4.1, 4.1, 4.1); Calibrated: 9/25/2018; Electronics: DAE4 Sn1396  
Sensor-Surface: 1.4mm (Mechanical Surface Detection)  
Phantom: SAM with CRP\_2016\_07\_22\_middle; Type: QD000P40CD; Serial: TP:1786  
Measurement SW: DASY52, Version 52.8 (8); SEMCAD X Version 14.6.10 (7331)

Test Date: 2019-01-18; Ambient Temp: 21.3; Tissue Temp: 22.0

### **5800 MHz System Body Verification (100mW)**

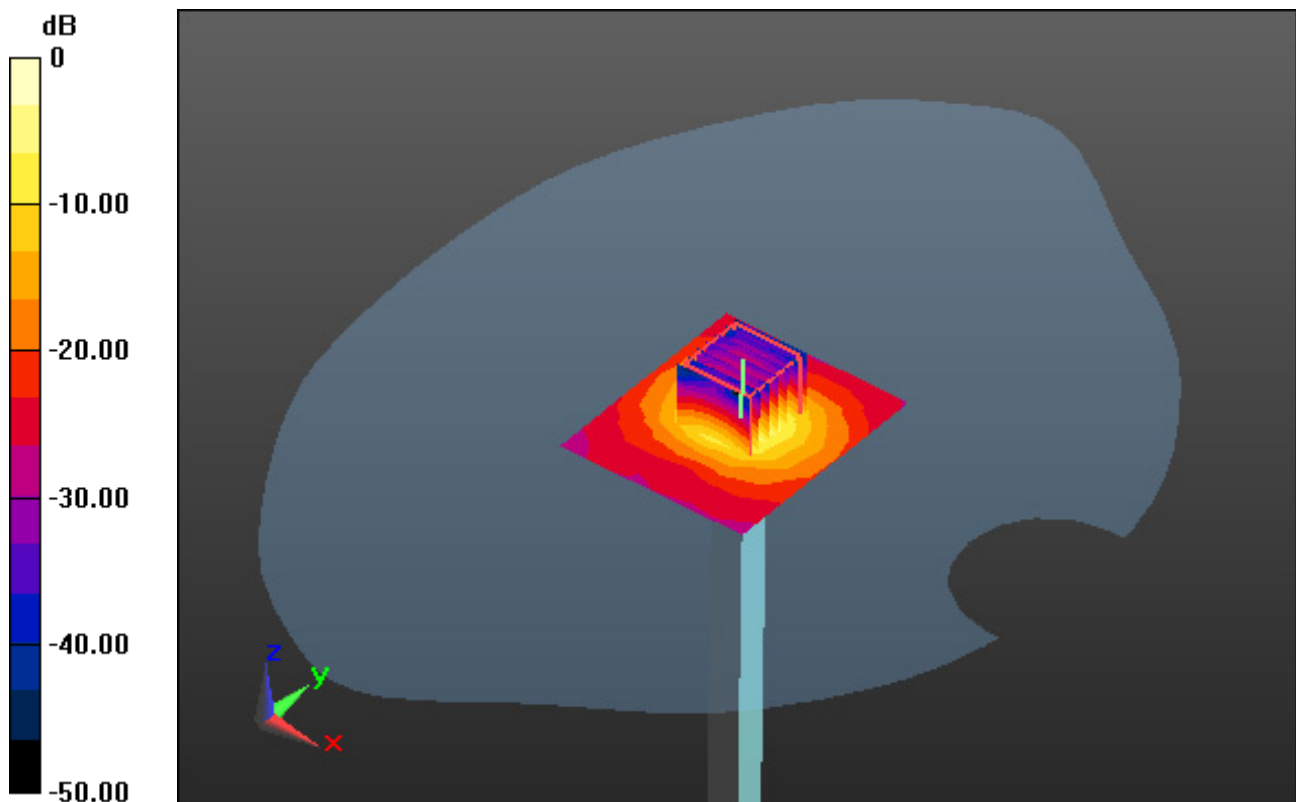
**Area Scan (7x10x1):** Measurement grid: dx=10mm, dy=10mm

**Zoom Scan (8x8x7)/Cube 0:** Measurement grid: dx=4mm, dy=4mm, dz=1.4mm, Graded Ratio: 1.4

Power Drift = 0.08 dB

Peak SAR (extrapolated) = 35.1 W/kg

SAR(1 g) = 7.75 W/kg; SAR(10 g) = 2.14 W/kg



0 dB = 18.1 W/kg

# DT&C Co., Ltd.

**DUT: EF501R; Type: PDA**

Communication System: UID 0, WCDMA 850 (0); Frequency: 836.6 MHz; Duty Cycle: 1:1  
Medium parameters used:  $f = 836.6$  MHz;  $\sigma = 0.877$  S/m;  $\epsilon_r = 41.291$ ;  $\rho = 1000$  kg/m<sup>3</sup>  
Phantom section: Right Section

## **DASY5 Configuration:**

Probe: EX3DV4 - SN7337; ConvF(10.16, 10.16, 10.16); Calibrated: 11/22/2018; Electronics: DAE4 Sn1396  
Sensor-Surface: 2mm (Mechanical Surface Detection)  
Phantom: SAM with CRP\_2016\_07\_22\_middle; Type: QD000P40CD; Serial: TP:1786  
Measurement SW: DASY52, Version 52.8 (8); SEMCAD X Version 14.6.10 (7331)

Test Date: 2018-12-07; Ambient Temp: 21.1; Tissue Temp: 22.0

**Right Touch, WCDMA Band 5 Ch. 4183, Ant Internal, Standard Battery**

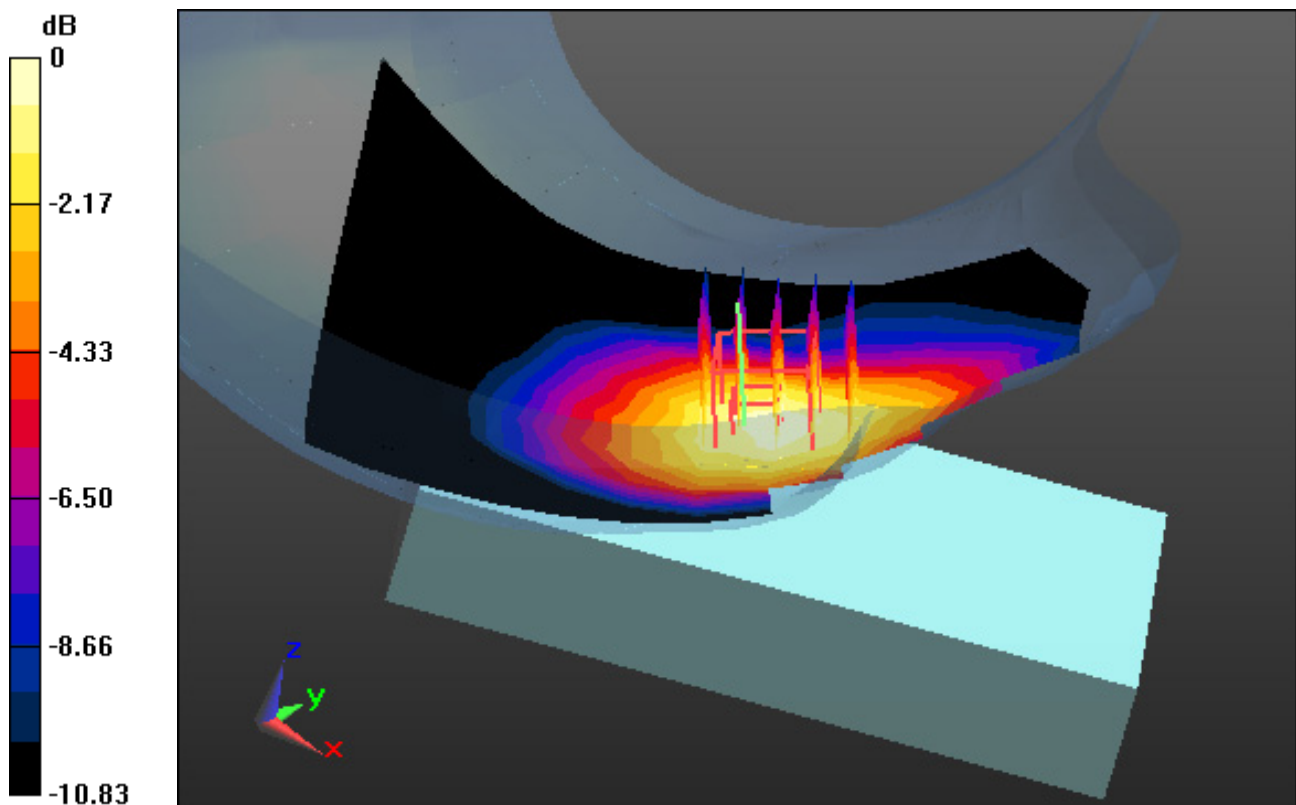
**Area Scan (10x15x1):** Measurement grid: dx=15mm, dy=15mm

**Zoom Scan (5x5x7)/Cube 0:** Measurement grid: dx=8mm, dy=8mm, dz=5mm

Power Drift = -0.00 dB

Peak SAR (extrapolated) = 0.300 W/kg

**SAR(1 g) = 0.230 W/kg; SAR(10 g) = 0.171 W/kg**



0 dB = 0.269 W/kg

# DT&C Co., Ltd.

**DUT: EF501R; Type: PDA**

Communication System: UID 0, WCDMA Band 4 (0); Frequency: 1732.4 MHz; Duty Cycle: 1:1  
Medium parameters used:  $f = 1732.4$  MHz;  $\sigma = 1.319$  S/m;  $\epsilon_r = 40.975$ ;  $\rho = 1000$  kg/m<sup>3</sup>  
Phantom section: Left Section

## **DASY5 Configuration:**

Probe: EX3DV4 - SN7337; ConvF(8.96, 8.96, 8.96); Calibrated: 11/22/2018; Electronics: DAE4 Sn1396  
Sensor-Surface: 2mm (Mechanical Surface Detection)  
Phantom: SAM with CRP\_2016\_07\_22\_middle; Type: QD000P40CD; Serial: TP:1786  
Measurement SW: DASY52, Version 52.8 (8); SEMCAD X Version 14.6.10 (7331)

Test Date: 2019-01-14; Ambient Temp: 21.3; Tissue Temp: 22.0

**Left Touch, WCDMA Band 4 Ch. 1412, Ant Internal, Standard Battery**

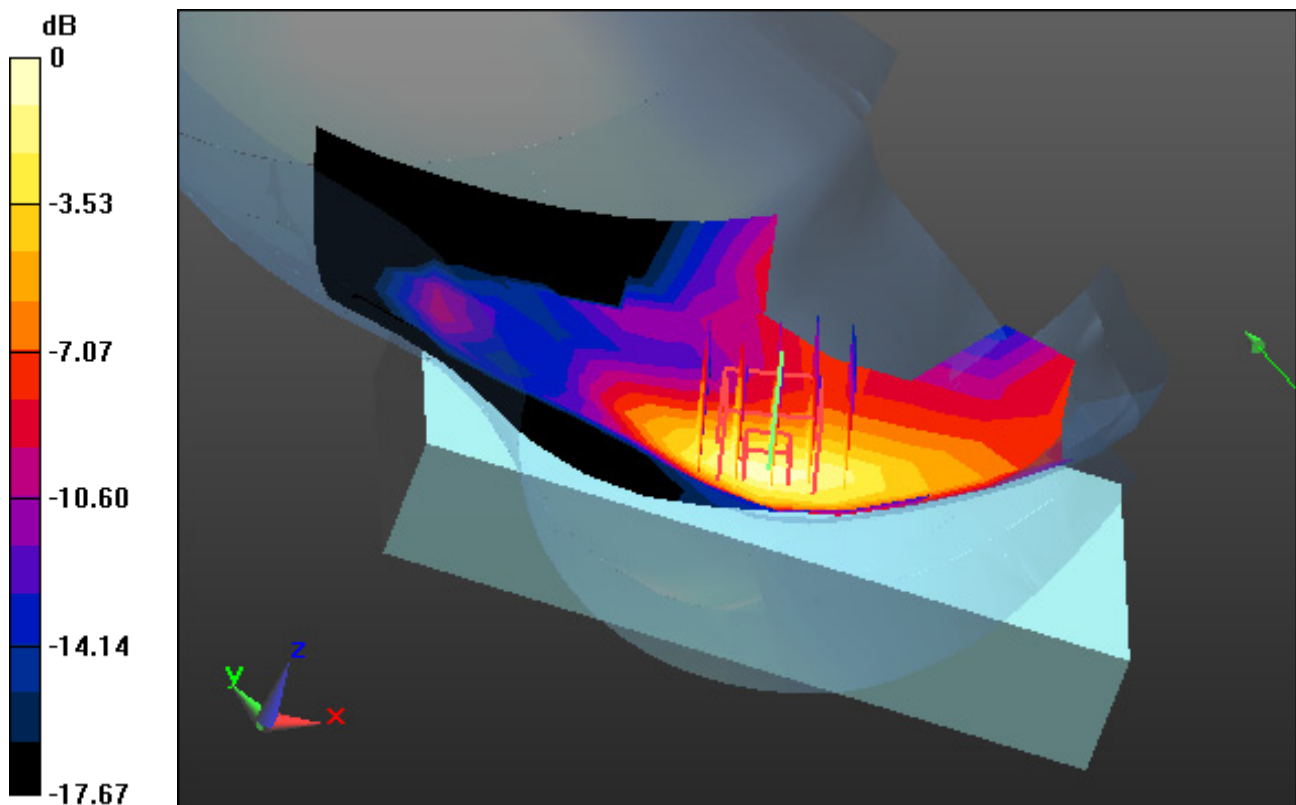
**Area Scan (10x15x1):** Measurement grid: dx=15mm, dy=15mm

**Zoom Scan (5x5x7)/Cube 0:** Measurement grid: dx=8mm, dy=8mm, dz=5mm

Power Drift = 0.15 dB

Peak SAR (extrapolated) = 0.246 W/kg

**SAR(1 g) = 0.147 W/kg; SAR(10 g) = 0.085 W/kg**



0 dB = 0.183 W/kg

# DT&C Co., Ltd.

**DUT: EF501R; Type: PDA**

Communication System: UID 0, WCDMA 1900 (0); Frequency: 1880 MHz; Duty Cycle: 1:1  
Medium parameters used:  $f = 1880$  MHz;  $\sigma = 1.396$  S/m;  $\epsilon_r = 39.554$ ;  $\rho = 1000$  kg/m<sup>3</sup>  
Phantom section: Left Section

## **DASY5 Configuration:**

Probe: EX3DV4 - SN7337; ConvF(8.49, 8.49, 8.49); Calibrated: 11/22/2018; Electronics: DAE4 Sn1396  
Sensor-Surface: 2mm (Mechanical Surface Detection)  
Phantom: SAM with CRP\_2016\_07\_22\_middle; Type: QD000P40CD; Serial: TP:1786  
Measurement SW: DASY52, Version 52.8 (8); SEMCAD X Version 14.6.10 (7331)

Test Date: 2018-12-06; Ambient Temp: 20.1; Tissue Temp: 21.2

**Left Touch, WCDMA Band 2 Ch. 9400, Ant Internal, Standard Battery**

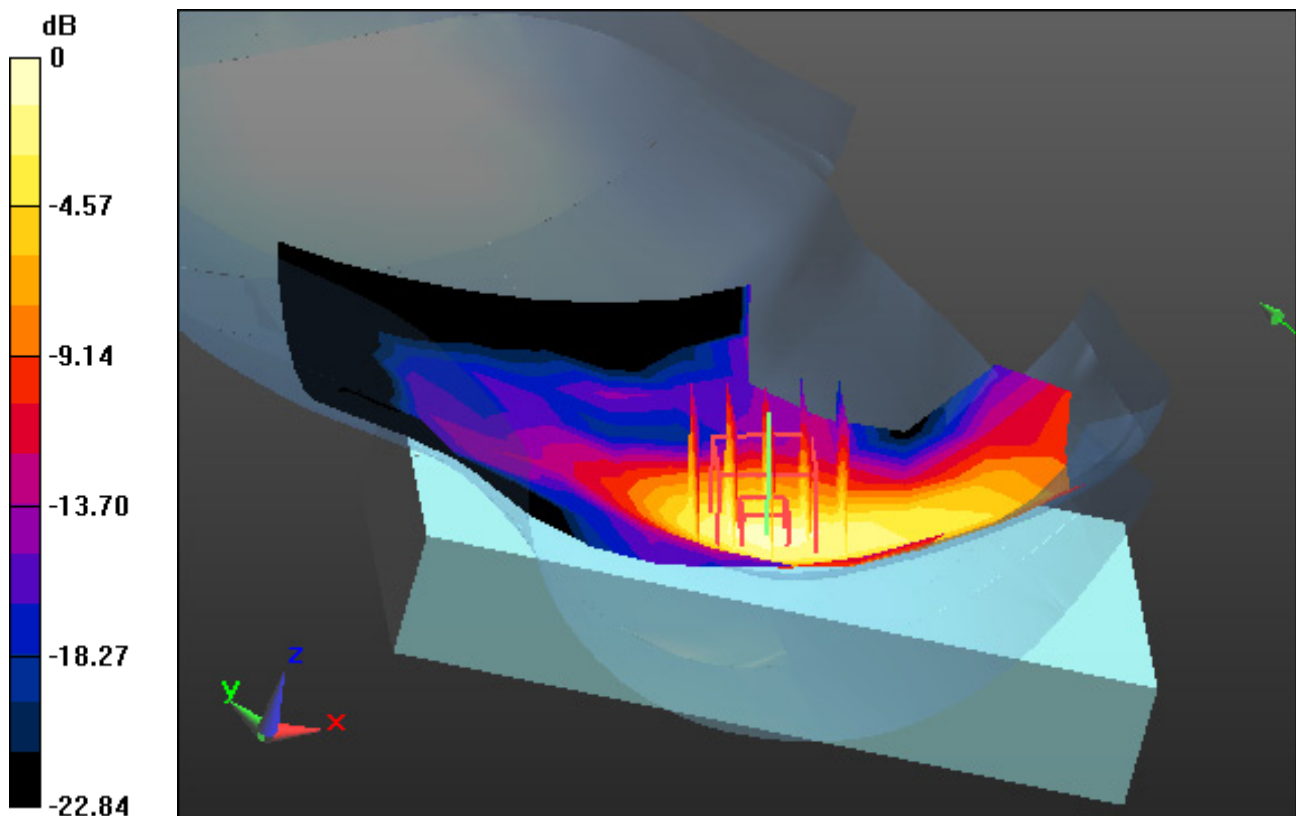
**Area Scan (10x15x1):** Measurement grid: dx=15mm, dy=15mm

**Zoom Scan (5x5x7)/Cube 0:** Measurement grid: dx=8mm, dy=8mm, dz=5mm

Power Drift = -0.18 dB

Peak SAR (extrapolated) = 0.357 W/kg

**SAR(1 g) = 0.209 W/kg; SAR(10 g) = 0.116 W/kg**



0 dB = 0.271 W/kg



# DT&C Co., Ltd.

**DUT: EF501R; Type: PDA**

Communication System: UID 0, LTE Band 71 (0); Frequency: 680.5 MHz; Duty Cycle: 1:1  
Medium parameters used:  $f = 680.5$  MHz;  $\sigma = 0.851$  S/m;  $\epsilon_r = 43.936$ ;  $\rho = 1000$  kg/m<sup>3</sup>  
Phantom section: Left Section

## **DASY5 Configuration:**

Probe: EX3DV4 - SN3933; ConvF(10.76, 10.76, 10.76); Calibrated: 9/25/2018; Electronics: DAE4 Sn1396  
Sensor-Surface: 2mm (Mechanical Surface Detection)  
Phantom: SAM with CRP\_2016\_07\_22\_middle; Type: QD000P40CD; Serial: TP:1786  
Measurement SW: DASY52, Version 52.8 (8); SEMCAD X Version 14.6.10 (7331)

Test Date: 2019-01-10; Ambient Temp: 21.1; Tissue Temp: 22.0

**Left Touch, LTE Band 71 Ch. 133297, Ant Internal, Standard Battery**

**Mode : BandWidth 20 MHz, QPSK, RB Size: 1**

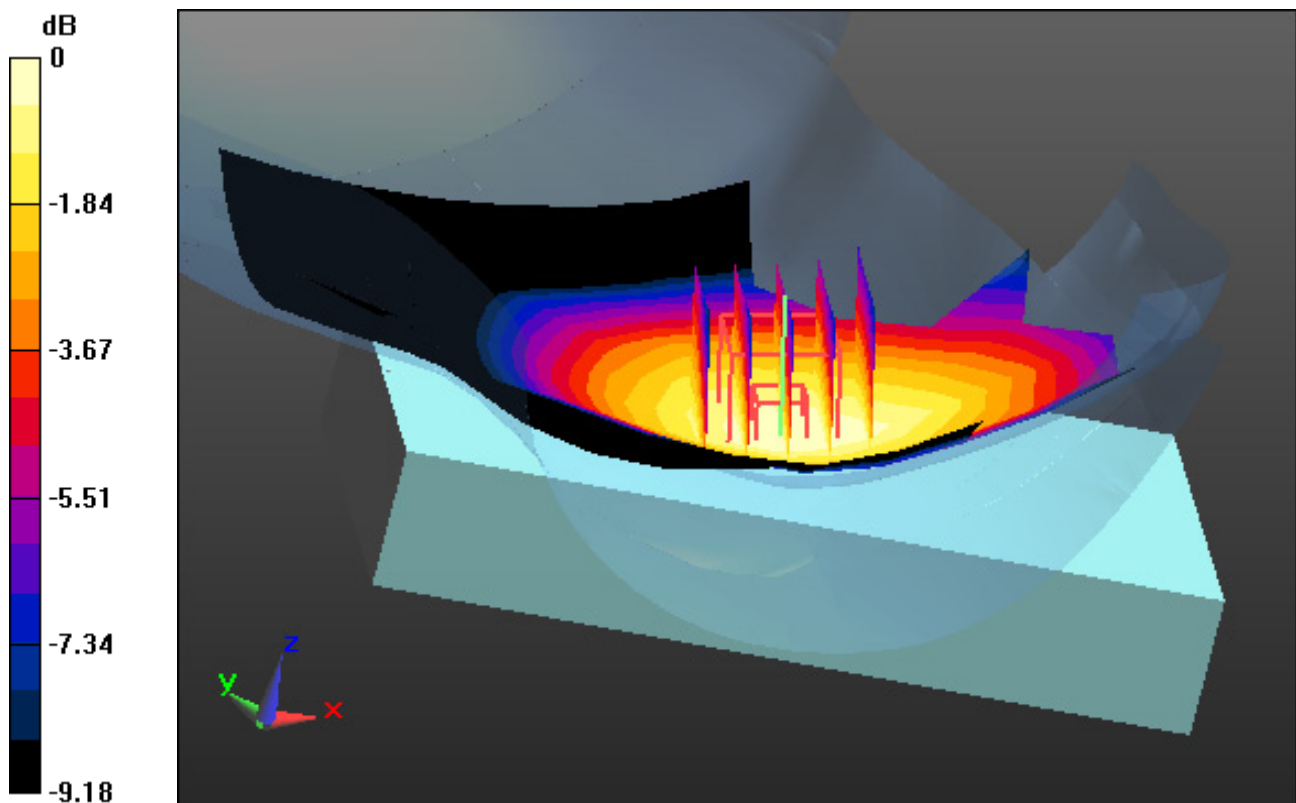
**Area Scan (10x15x1):** Measurement grid: dx=15mm, dy=15mm

**Zoom Scan (5x5x7)/Cube 0:** Measurement grid: dx=8mm, dy=8mm, dz=5mm

Power Drift = -0.03 dB

Peak SAR (extrapolated) = 0.147 W/kg

**SAR(1 g) = 0.114 W/kg; SAR(10 g) = 0.087 W/kg**



0 dB = 0.133 W/kg

# DT&C Co., Ltd.

**DUT: EF501R; Type: PDA**

Communication System: UID 0, LTE Band 12 (0); Frequency: 707.5 MHz; Duty Cycle: 1:1  
Medium parameters used:  $f = 707.5$  MHz;  $\sigma = 0.861$  S/m;  $\epsilon_r = 41.865$ ;  $\rho = 1000$  kg/m<sup>3</sup>  
Phantom section: Right Section

## **DASY5 Configuration:**

Probe: EX3DV4 - SN3933; ConvF(10.76, 10.76, 10.76); Calibrated: 9/25/2018; Electronics: DAE4 Sn1396  
Sensor-Surface: 2mm (Mechanical Surface Detection)  
Phantom: SAM with CRP\_2016\_07\_22\_middle; Type: QD000P40CD; Serial: TP:1786  
Measurement SW: DASY52, Version 52.8 (8); SEMCAD X Version 14.6.10 (7331)

Test Date: 2019-01-07; Ambient Temp: 20.6; Tissue Temp: 21.6

**Right Touch, LTE Band 12 Ch. 23095, Ant Internal, Standard Battery**

**Mode : BandWidth 10 MHz, QPSK, RB Size: 1**

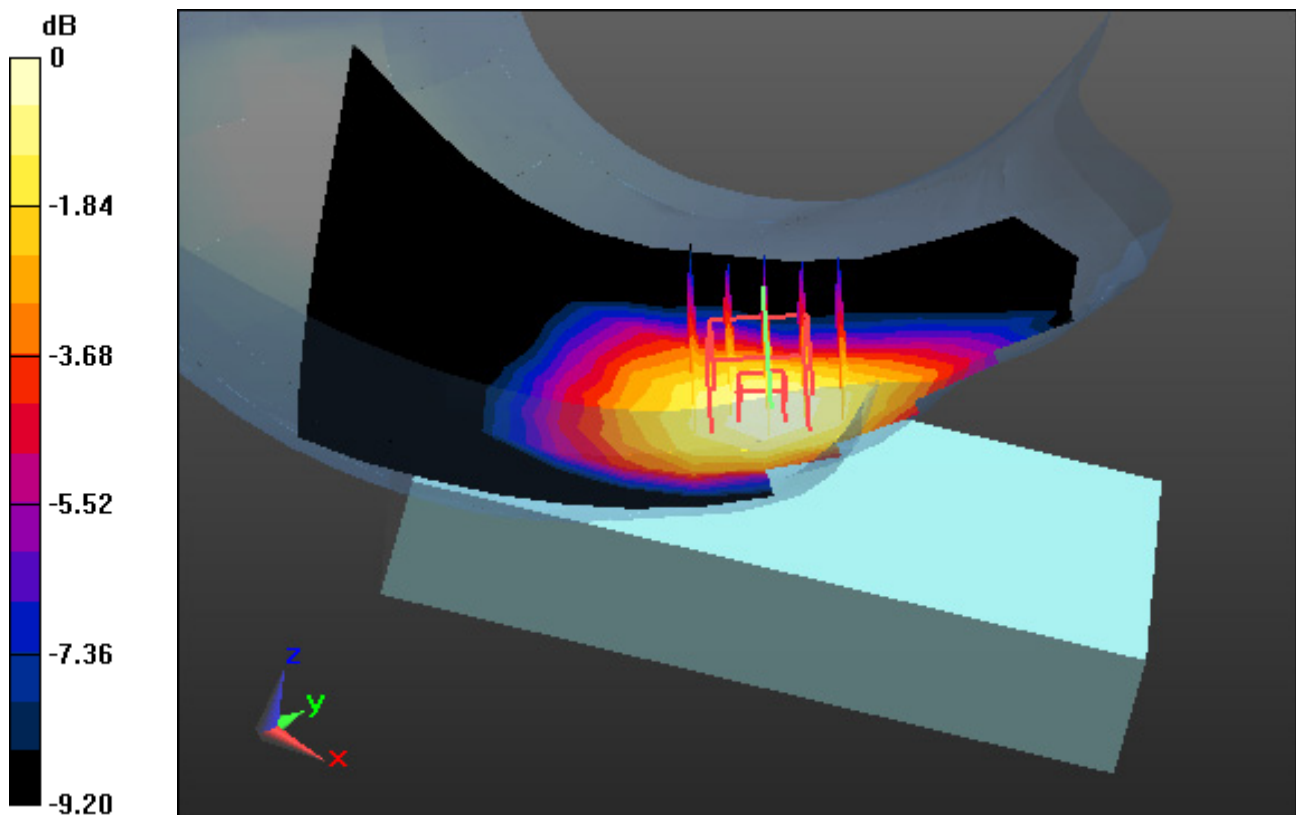
**Area Scan (10x15x1):** Measurement grid: dx=15mm, dy=15mm

**Zoom Scan (5x5x7)/Cube 0:** Measurement grid: dx=8mm, dy=8mm, dz=5mm

Power Drift = 0.15 dB

Peak SAR (extrapolated) = 0.189 W/kg

**SAR(1 g) = 0.158 W/kg; SAR(10 g) = 0.124 W/kg**



0 dB = 0.176 W/kg

# DT&C Co., Ltd.

**DUT: EF501R; Type: PDA**

Communication System: UID 0, LTE Band 13 (0); Frequency: 782 MHz; Duty Cycle: 1:1  
Medium parameters used:  $f = 782 \text{ MHz}$ ;  $\sigma = 0.924 \text{ S/m}$ ;  $\epsilon_r = 42.225$ ;  $\rho = 1000 \text{ kg/m}^3$   
Phantom section: Right Section

## **DASY5 Configuration:**

Probe: EX3DV4 - SN3933; ConvF(10.76, 10.76, 10.76); Calibrated: 9/25/2018; Electronics: DAE4 Sn1396  
Sensor-Surface: 2mm (Mechanical Surface Detection)  
Phantom: SAM with CRP\_2016\_07\_22\_middle; Type: QD000P40CD; Serial: TP:1786  
Measurement SW: DASY52, Version 52.8 (8); SEMCAD X Version 14.6.10 (7331)

Test Date: 2019-01-08; Ambient Temp: 20.3; Tissue Temp: 21.5

**Right Touch, LTE Band 13 Ch. 23230, Ant Internal, Standard Battery**

**Mode : BandWidth 10 MHz, QPSK, RB Size: 1**

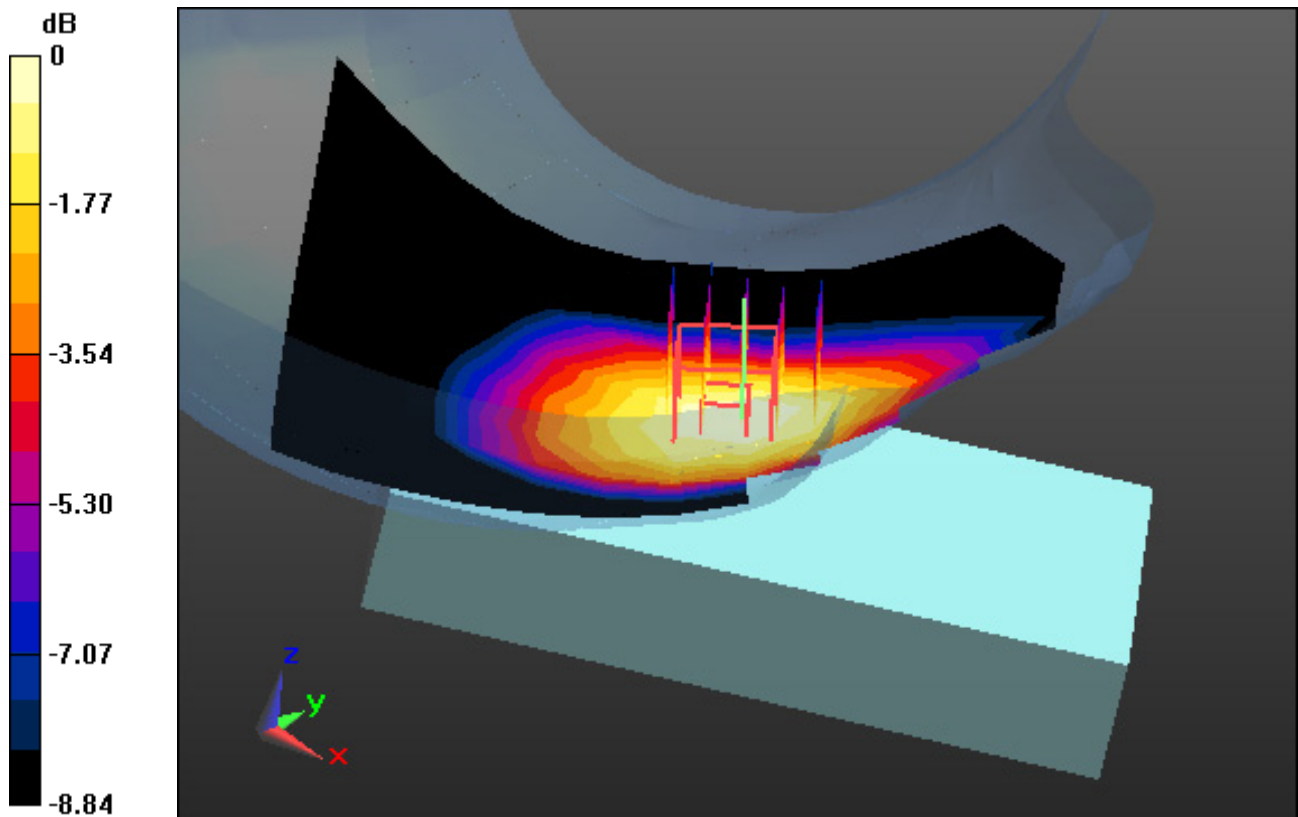
**Area Scan (10x15x1):** Measurement grid:  $dx=15\text{mm}$ ,  $dy=15\text{mm}$

**Zoom Scan (5x5x7)/Cube 0:** Measurement grid:  $dx=8\text{mm}$ ,  $dy=8\text{mm}$ ,  $dz=5\text{mm}$

Power Drift = 0.18 dB

Peak SAR (extrapolated) = 0.328 W/kg

**SAR(1 g) = 0.270 W/kg; SAR(10 g) = 0.213 W/kg**



0 dB = 0.301 W/kg

# DT&C Co., Ltd.

**DUT: EF501R; Type: PDA**

Communication System: UID 0, LTE Band 14 (0); Frequency: 793 MHz; Duty Cycle: 1:1  
Medium parameters used:  $f = 793 \text{ MHz}$ ;  $\sigma = 0.921 \text{ S/m}$ ;  $\epsilon_r = 41.777$ ;  $\rho = 1000 \text{ kg/m}^3$   
Phantom section: Right Section

## **DASY5 Configuration:**

Probe: EX3DV4 - SN3933; ConvF(10.76, 10.76, 10.76); Calibrated: 9/25/2018; Electronics: DAE4 Sn1396  
Sensor-Surface: 2mm (Mechanical Surface Detection)  
Phantom: SAM with CRP\_2016\_07\_22\_middle; Type: QD000P40CD; Serial: TP:1786  
Measurement SW: DASY52, Version 52.8 (8); SEMCAD X Version 14.6.10 (7331)

Test Date: 2019-01-09; Ambient Temp: 20.7; Tissue Temp: 21.8

**Right Touch, LTE Band 14 Ch. 23330, Ant Internal, Standard Battery**

**Mode : BandWidth 10 MHz, QPSK, RB Size: 1**

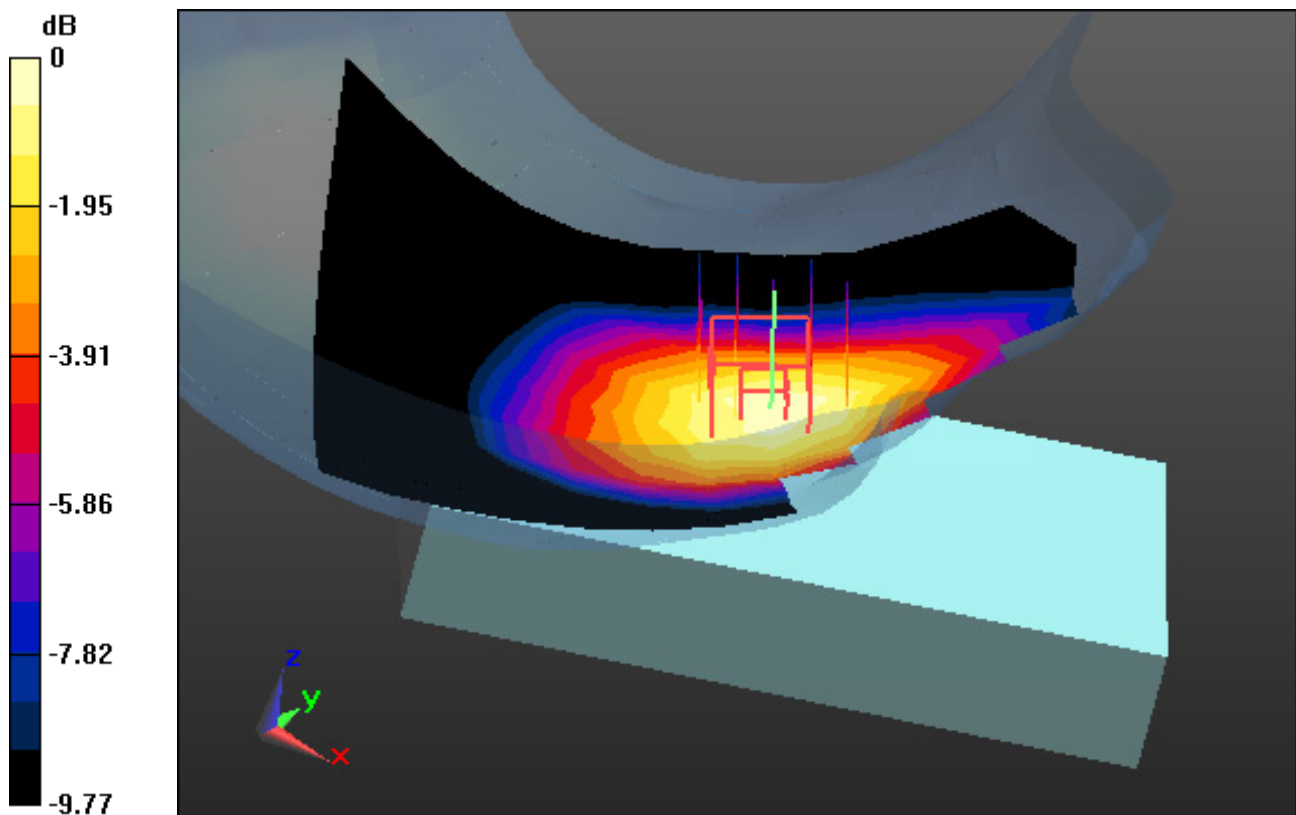
**Area Scan (10x15x1):** Measurement grid:  $dx=15\text{mm}$ ,  $dy=15\text{mm}$

**Zoom Scan (5x5x7)/Cube 0:** Measurement grid:  $dx=8\text{mm}$ ,  $dy=8\text{mm}$ ,  $dz=5\text{mm}$

Power Drift = -0.07 dB

Peak SAR (extrapolated) = 0.418 W/kg

**SAR(1 g) = 0.333 W/kg; SAR(10 g) = 0.251 W/kg**



0 dB = 0.382 W/kg

# DT&C Co., Ltd.

**DUT: EF501R; Type: PDA**

Communication System: UID 0, LTE Band 5(FCC) (0); Frequency: 836.5 MHz; Duty Cycle: 1:1  
Medium parameters used:  $f = 836.5$  MHz;  $\sigma = 0.878$  S/m;  $\epsilon_r = 41.437$ ;  $\rho = 1000$  kg/m<sup>3</sup>  
Phantom section: Right Section

## **DASY5 Configuration:**

Probe: EX3DV4 - SN7337; ConvF(10.16, 10.16, 10.16); Calibrated: 11/22/2018; Electronics: DAE4 Sn1396  
Sensor-Surface: 2mm (Mechanical Surface Detection)  
Phantom: SAM with CRP\_2016\_07\_22\_middle; Type: QD000P40CD; Serial: TP:1786  
Measurement SW: DASY52, Version 52.8 (8); SEMCAD X Version 14.6.10 (7331)

Test Date: 2018-12-11; Ambient Temp: 20.7; Tissue Temp: 21.5

**Right Touch, LTE Band 5 Ch. 20525, Ant Internal, Standard Battery**

**Mode : BandWidth 10 MHz, QPSK, RB Size: 1**

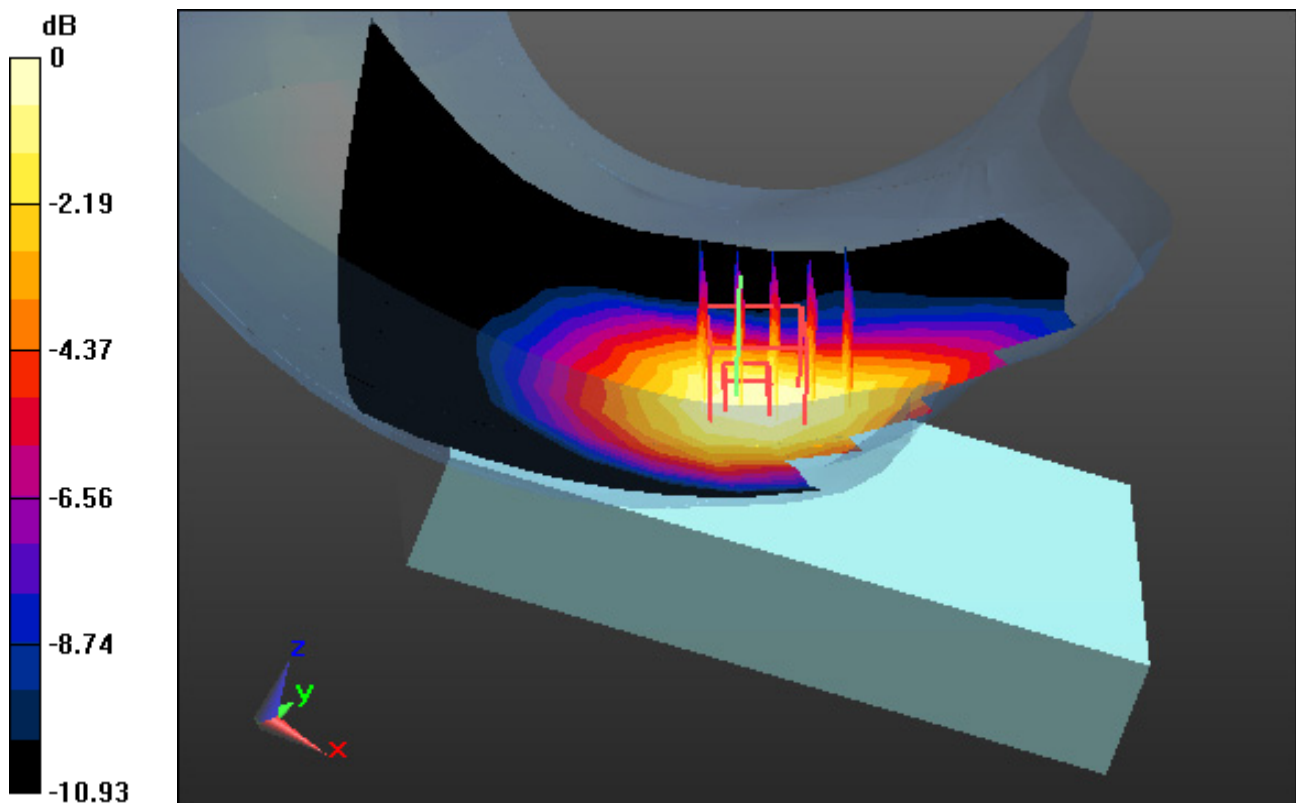
**Area Scan (10x15x1):** Measurement grid: dx=15mm, dy=15mm

**Zoom Scan (5x5x7)/Cube 0:** Measurement grid: dx=8mm, dy=8mm, dz=5mm

Power Drift = -0.00 dB

Peak SAR (extrapolated) = 0.314 W/kg

**SAR(1 g) = 0.243 W/kg; SAR(10 g) = 0.182 W/kg**



0 dB = 0.281 W/kg

## DT&C Co., Ltd.

**DUT: EF501R; Type: PDA**

Communication System: UID 0, LTE Band 66 (0); Frequency: 1745 MHz; Duty Cycle: 1:1  
Medium parameters used:  $f = 1745$  MHz;  $\sigma = 1.331$  S/m;  $\epsilon_r = 41.142$ ;  $\rho = 1000$  kg/m<sup>3</sup>  
Phantom section: Left Section

### **DASY5 Configuration:**

Probe: EX3DV4 - SN7337; ConvF(8.96, 8.96, 8.96); Calibrated: 11/22/2018; Electronics: DAE4 Sn1396  
Sensor-Surface: 2mm (Mechanical Surface Detection)  
Phantom: SAM with CRP\_2016\_07\_22\_middle; Type: QD000P40CD; Serial: TP:1786  
Measurement SW: DASY52, Version 52.8 (8); SEMCAD X Version 14.6.10 (7331)

Test Date: 2019-01-28; Ambient Temp: 21.0; Tissue Temp: 21.8

**Left Touch, LTE Band 66 Ch. 132322, Ant Internal, Standard Battery**

**Mode : BandWidth 20 MHz, QPSK, RB Size: 1**

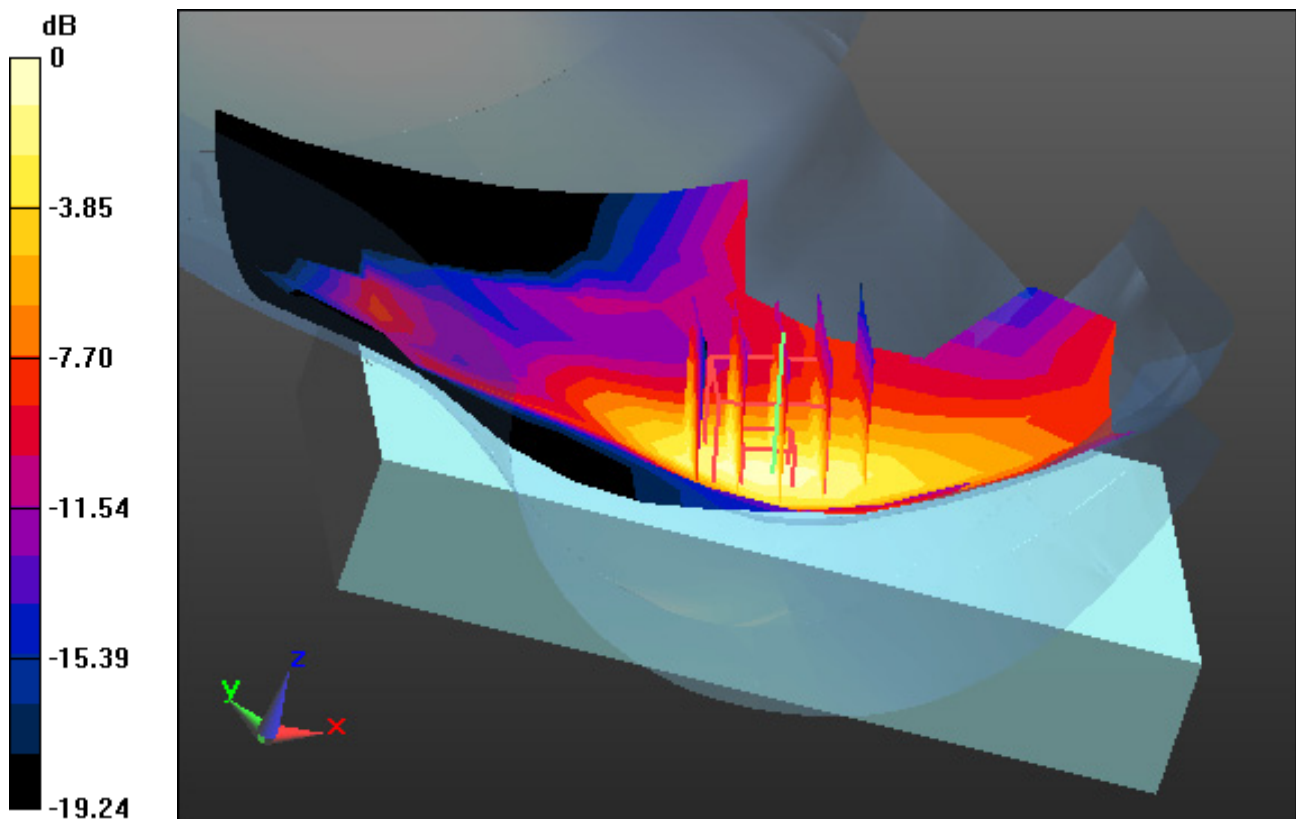
**Area Scan (10x15x1):** Measurement grid: dx=15mm, dy=15mm

**Zoom Scan (5x5x7)/Cube 0:** Measurement grid: dx=8mm, dy=8mm, dz=5mm

Power Drift = 0.05 dB

Peak SAR (extrapolated) = 0.239 W/kg

**SAR(1 g) = 0.144 W/kg; SAR(10 g) = 0.083 W/kg**



0 dB = 0.184 W/kg

# DT&C Co., Ltd.

**DUT: EF501R; Type: PDA**

Communication System: UID 0, LTE Band 2 (0); Frequency: 1880 MHz; Duty Cycle: 1:1  
Medium parameters used:  $f = 1880$  MHz;  $\sigma = 1.396$  S/m;  $\epsilon_r = 39.598$ ;  $\rho = 1000$  kg/m<sup>3</sup>  
Phantom section: Left Section

## **DASY5 Configuration:**

Probe: EX3DV4 - SN7337; ConvF(8.49, 8.49, 8.49); Calibrated: 11/22/2018; Electronics: DAE4 Sn1396  
Sensor-Surface: 2mm (Mechanical Surface Detection)  
Phantom: SAM with CRP\_2016\_07\_22\_middle; Type: QD000P40CD; Serial: TP:1786  
Measurement SW: DASY52, Version 52.8 (8); SEMCAD X Version 14.6.10 (7331)

Test Date: 2018-12-10; Ambient Temp: 20.3; Tissue Temp: 21.1

**Left Touch, LTE Band 2 Ch. 18900, Ant Internal, Standard Battery**

**Mode : BandWidth 20 MHz, QPSK, RB Size: 1**

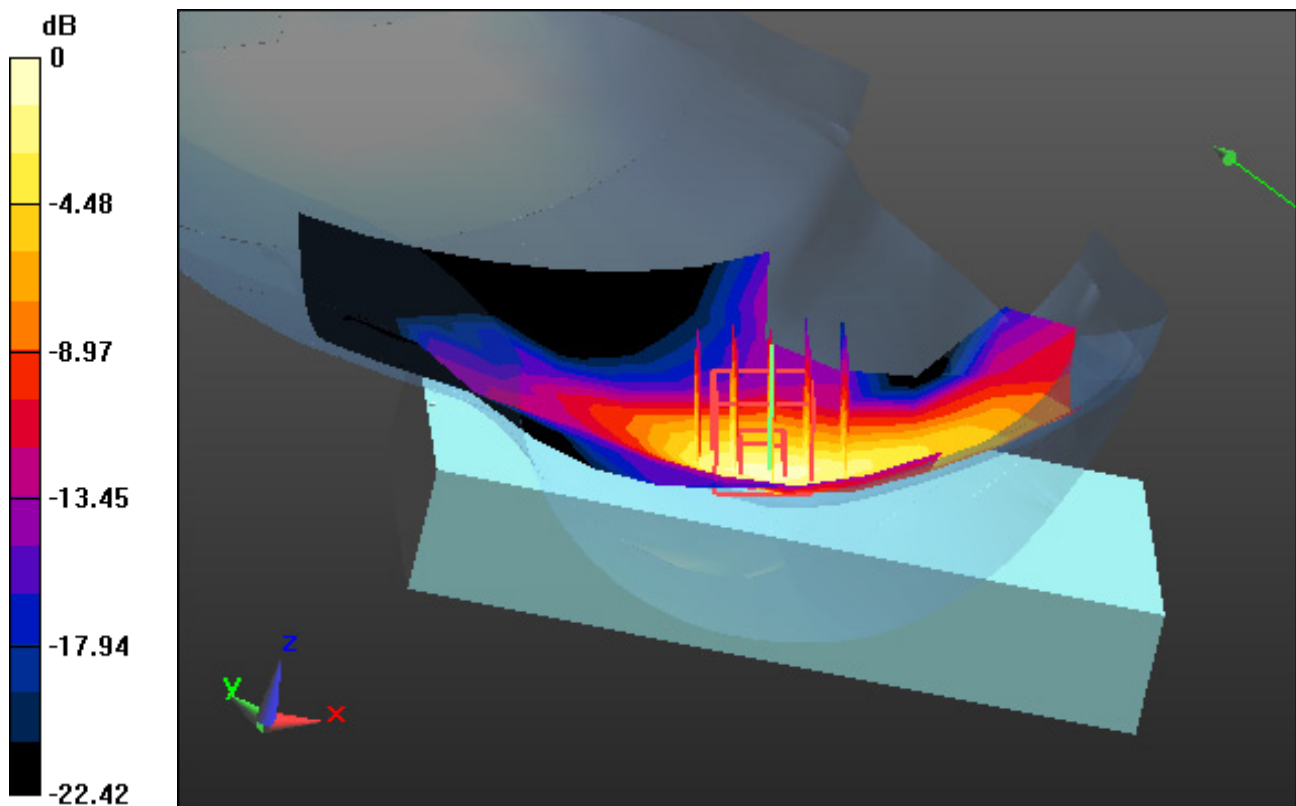
**Area Scan (10x15x1):** Measurement grid: dx=15mm, dy=15mm

**Zoom Scan (5x5x7)/Cube 0:** Measurement grid: dx=8mm, dy=8mm, dz=5mm

Power Drift = -0.05 dB

Peak SAR (extrapolated) = 0.377 W/kg

**SAR(1 g) = 0.229 W/kg; SAR(10 g) = 0.126 W/kg**



0 dB = 0.308 W/kg

# DT&C Co., Ltd.

**DUT: EF501R; Type: PDA**

Communication System: UID 0, 2.4 GHz W-LAN (0); Frequency: 2462 MHz; Duty Cycle: 1:1  
Medium parameters used:  $f = 2462 \text{ MHz}$ ;  $\sigma = 1.81 \text{ S/m}$ ;  $\epsilon_r = 40.497$ ;  $\rho = 1000 \text{ kg/m}^3$   
Phantom section: Right Section

## **DASY5 Configuration:**

Probe: EX3DV4 - SN3933; ConvF(7.61, 7.61, 7.61); Calibrated: 9/25/2018; Electronics: DAE4 Sn1396  
Sensor-Surface: 2mm (Mechanical Surface Detection)  
Phantom: SAM with CRP\_2016\_07\_22\_middle; Type: QD000P40CD; Serial: TP:1786  
Measurement SW: DASY52, Version 52.8 (8); SEMCAD X Version 14.6.10 (7331)

Test Date: 2019-01-15; Ambient Temp: 21.1; Tissue Temp: 21.9

## **Right Touch, WLAN(802.11b) Ch. 11, Ant Internal, Standard Battery**

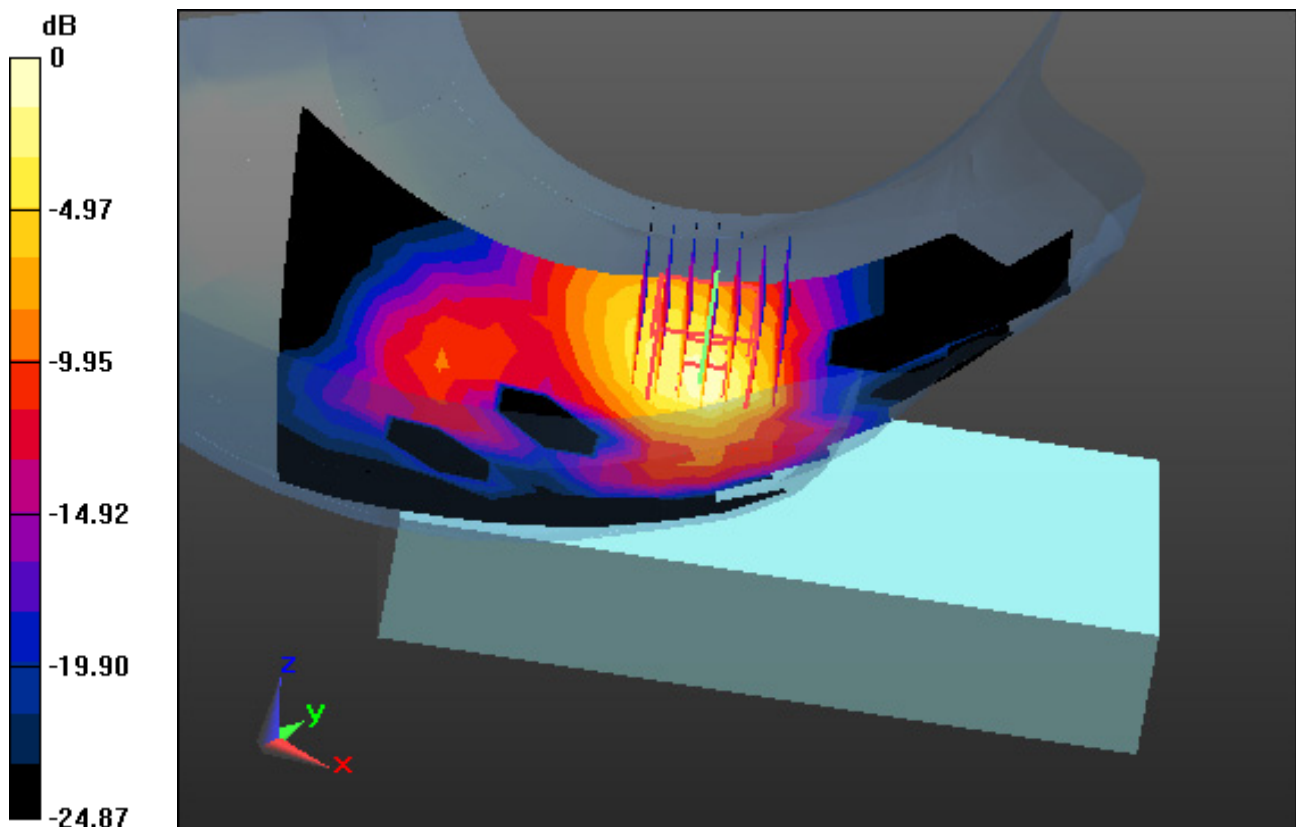
**Area Scan (12x19x1):** Measurement grid:  $dx=12\text{mm}$ ,  $dy=12\text{mm}$

**Zoom Scan (7x7x7)/Cube 0:** Measurement grid:  $dx=5\text{mm}$ ,  $dy=5\text{mm}$ ,  $dz=5\text{mm}$

Power Drift = -0.14 dB

Peak SAR (extrapolated) = 0.403 W/kg

**SAR(1 g) = 0.213 W/kg; SAR(10 g) = 0.100 W/kg**



0 dB = 0.314 W/kg



# DT&C Co., Ltd.

**DUT: EF501R; Type: PDA**

Communication System: UID 0, W-LAN\_5 GHz(FCC) (0); Frequency: 5260 MHz; Duty Cycle: 1:1  
Medium parameters used:  $f = 5260$  MHz;  $\sigma = 4.6$  S/m;  $\epsilon_r = 36.332$ ;  $\rho = 1000$  kg/m<sup>3</sup>  
Phantom section: Right Section

## **DASY5 Configuration:**

Probe: EX3DV4 - SN3933; ConvF(5.02, 5.02, 5.02); Calibrated: 9/25/2018; Electronics: DAE4 Sn1396  
Sensor-Surface: 1.4mm (Mechanical Surface Detection)  
Phantom: SAM with CRP\_2016\_07\_22\_middle; Type: QD000P40CD; Serial: TP:1786  
Measurement SW: DASY52, Version 52.8 (8); SEMCAD X Version 14.6.10 (7331)

Test Date: 2019-01-16; Ambient Temp: 21.5; Tissue Temp: 22.2

**Right Touch, WLAN(802.11a) Ch. 52, Ant Internal, Standard Battery**

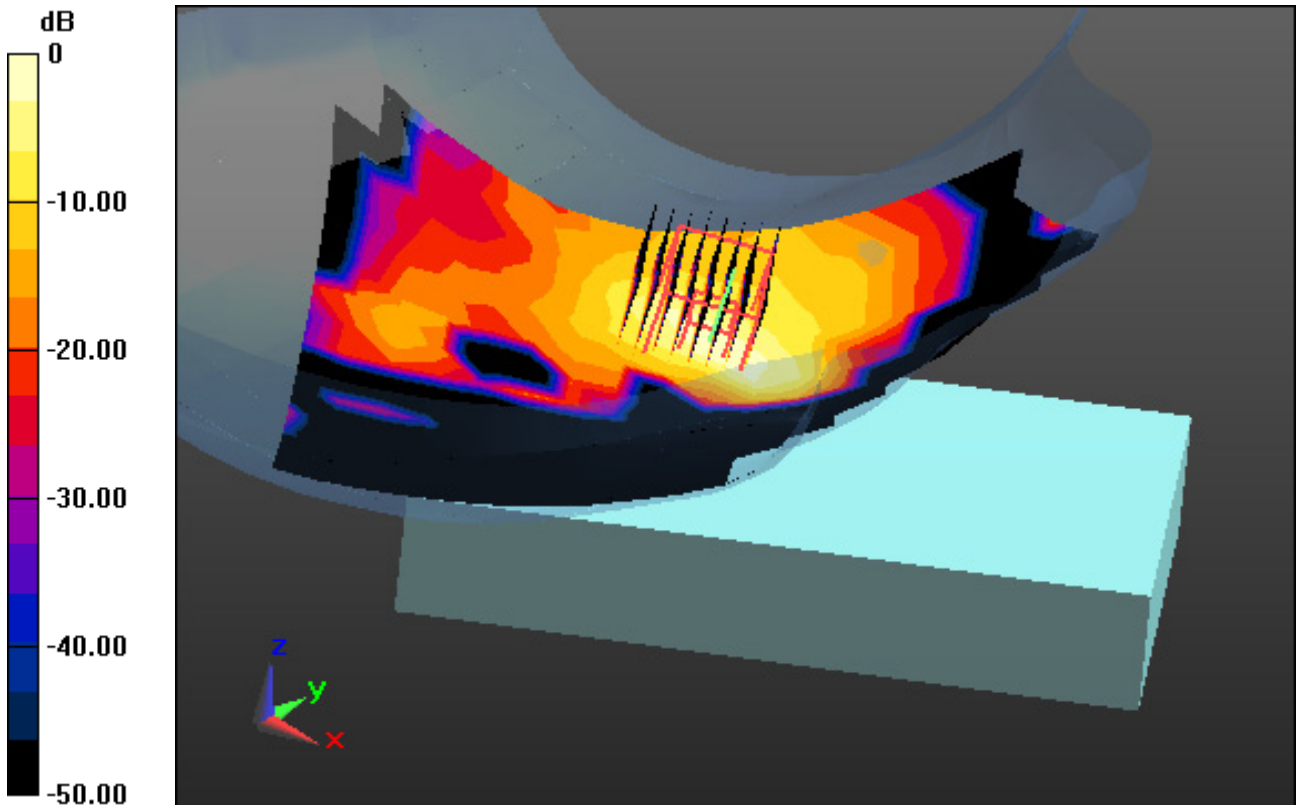
**Area Scan (15x23x1):** Measurement grid: dx=10mm, dy=10mm

**Zoom Scan (8x8x7)/Cube 0:** Measurement grid: dx=4mm, dy=4mm, dz=1.4mm, Graded Ratio: 1.4

Power Drift = 0.00 dB

Peak SAR (extrapolated) = 2.72 W/kg

SAR(1 g) = 0.236 W/kg; SAR(10 g) = 0.068 W/kg



0 dB = 0.620 W/kg = -2.08 dBW/kg

# DT&C Co., Ltd.

**DUT: EF501R; Type: PDA**

Communication System: UID 0, W-LAN\_5 GHz(FCC) (0); Frequency: 5500 MHz; Duty Cycle: 1:1  
Medium parameters used:  $f = 5500$  MHz;  $\sigma = 4.924$  S/m;  $\epsilon_r = 36.322$ ;  $\rho = 1000$  kg/m<sup>3</sup>  
Phantom section: Right Section

## **DASY5 Configuration:**

Probe: EX3DV4 - SN3933; ConvF(4.87, 4.87, 4.87); Calibrated: 9/25/2018; Electronics: DAE4 Sn1396  
Sensor-Surface: 1.4mm (Mechanical Surface Detection)  
Phantom: SAM with CRP\_2016\_07\_22\_middle; Type: QD000P40CD; Serial: TP:1786  
Measurement SW: DASY52, Version 52.8 (8); SEMCAD X Version 14.6.10 (7331)

Test Date: 2019-01-17; Ambient Temp: 21.0; Tissue Temp: 22.0

**Right Touch, WLAN(802.11a) Ch. 100, Ant Internal, Standard Battery**

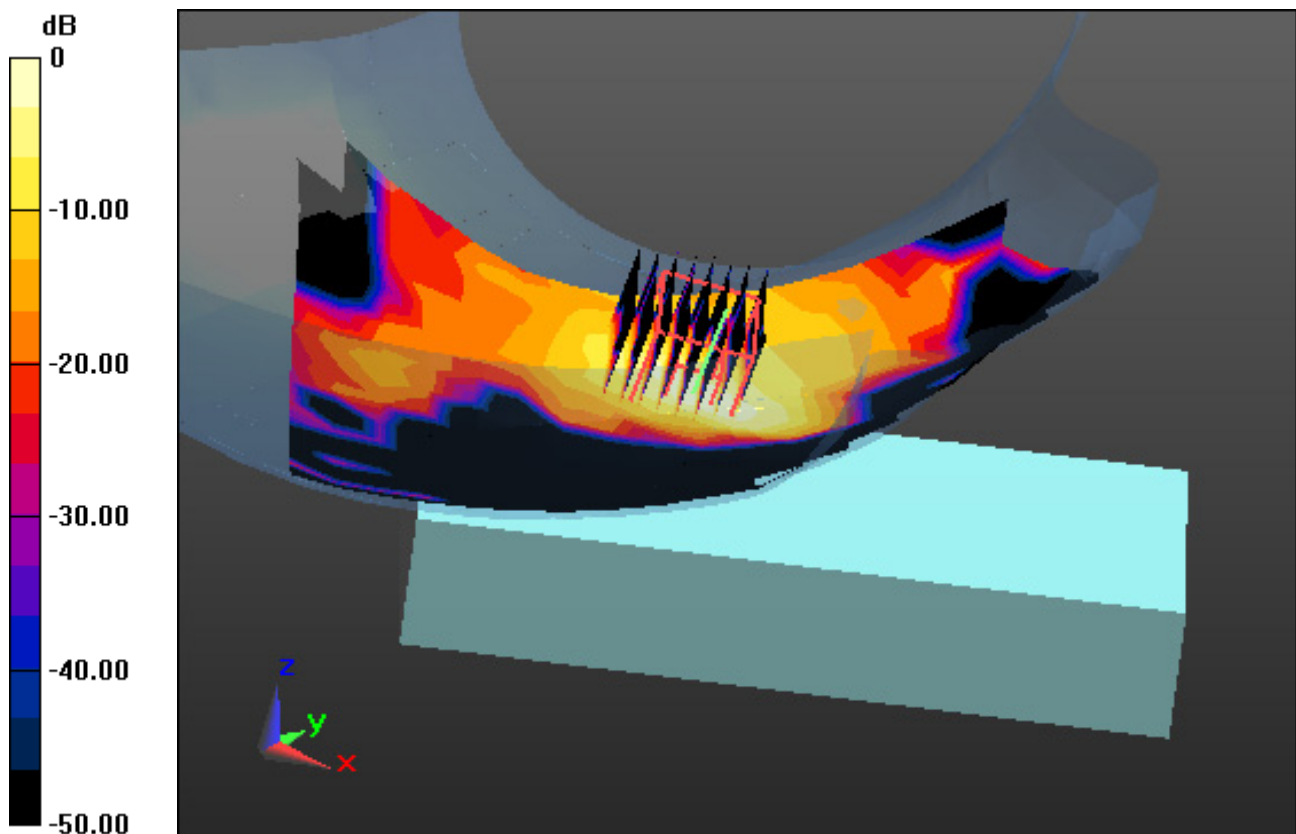
**Area Scan (15x23x1):** Measurement grid: dx=10mm, dy=10mm

**Zoom Scan (8x8x7)/Cube 0:** Measurement grid: dx=4mm, dy=4mm, dz=1.4mm, Graded Ratio: 1.4

Power Drift = 0.00 dB

Peak SAR (extrapolated) = 1.04 W/kg

SAR(1 g) = 0.264 W/kg; SAR(10 g) = 0.076 W/kg



0 dB = 0.709 W/kg

# DT&C Co., Ltd.

**DUT: EF501R; Type: PDA**

Communication System: UID 0, W-LAN\_5 GHz(FCC) (0); Frequency: 5745 MHz; Duty Cycle: 1:1  
Medium parameters used:  $f = 5745$  MHz;  $\sigma = 5.153$  S/m;  $\epsilon_r = 35.408$ ;  $\rho = 1000$  kg/m<sup>3</sup>  
Phantom section: Right Section

## **DASY5 Configuration:**

Probe: EX3DV4 - SN3933; ConvF(4.77, 4.77, 4.77); Calibrated: 9/25/2018; Electronics: DAE4 Sn1396  
Sensor-Surface: 1.4mm (Mechanical Surface Detection)  
Phantom: SAM with CRP\_2016\_07\_22\_middle; Type: QD000P40CD; Serial: TP:1786  
Measurement SW: DASY52, Version 52.8 (8); SEMCAD X Version 14.6.10 (7331)

Test Date: 2019-01-18; Ambient Temp: 21.3; Tissue Temp: 22.1

**Right Touch, WLAN(802.11a) Ch. 149, Ant Internal, Standard Battery**

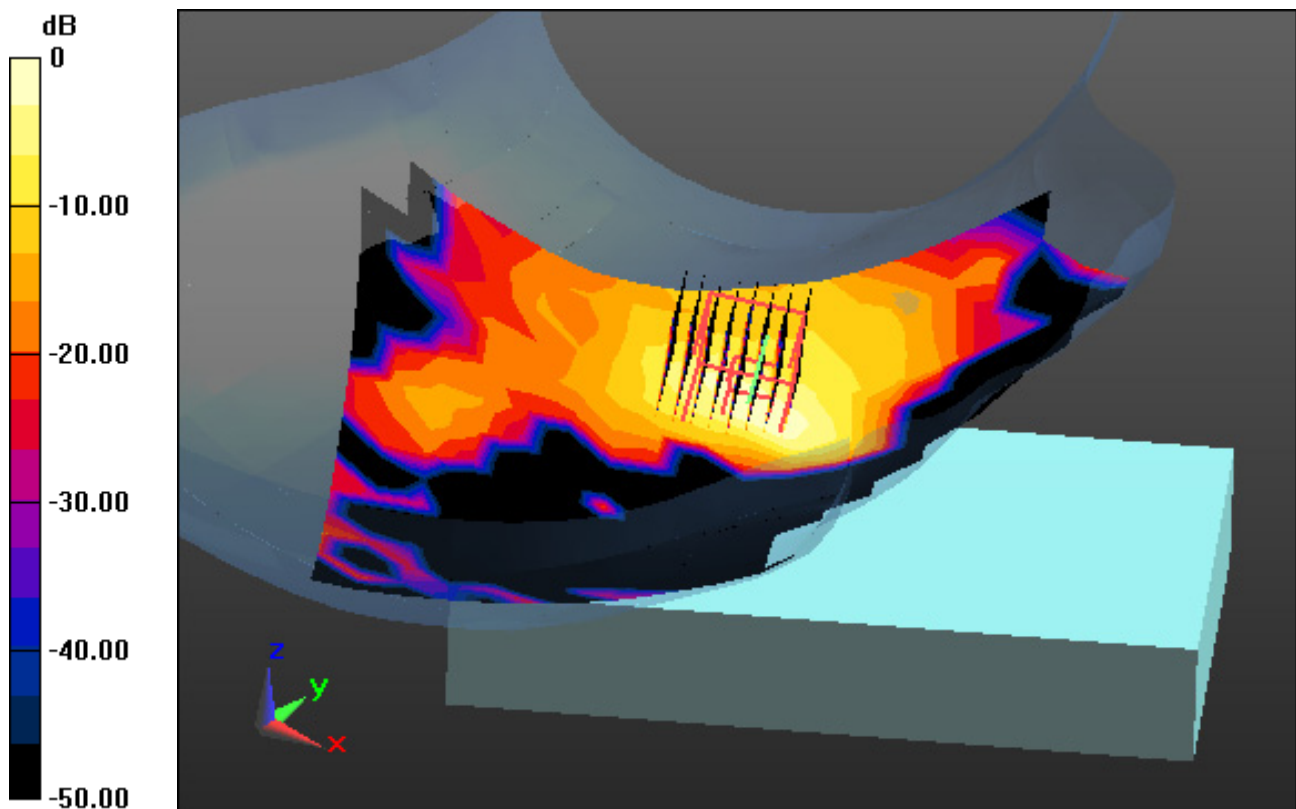
**Area Scan (15x23x1):** Measurement grid: dx=10mm, dy=10mm

**Zoom Scan (8x8x7)/Cube 0:** Measurement grid: dx=4mm, dy=4mm, dz=1.4mm, Graded Ratio: 1.4

Power Drift = 0.00 dB

Peak SAR (extrapolated) = 1.09 W/kg

SAR(1 g) = 0.279 W/kg; SAR(10 g) = 0.080 W/kg



0 dB = 0.738 W/kg

# DT&C Co., Ltd.

**DUT: EF501R; Type: PDA**

Communication System: UID 0, WCDMA 850 (0); Frequency: 836.6 MHz; Duty Cycle: 1:1  
Medium parameters used:  $f = 836.6$  MHz;  $\sigma = 0.994$  S/m;  $\epsilon_r = 54.074$ ;  $\rho = 1000$  kg/m<sup>3</sup>  
Phantom section: Flat Section

## **DASY5 Configuration:**

Probe: EX3DV4 - SN7337; ConvF(10.23, 10.23, 10.23); Calibrated: 11/22/2018; Electronics: DAE4 Sn1396  
Sensor-Surface: 2mm (Mechanical Surface Detection)  
Phantom: SAM with CRP\_2016\_07\_22\_middle; Type: QD000P40CD; Serial: TP:1786  
Measurement SW: DASY52, Version 52.8 (8); SEMCAD X Version 14.6.10 (7331)

Test Date: 2018-12-07; Ambient Temp: 21.1; Tissue Temp: 22.1

**1 cm space from Body, Rear, WCDMA Band 5 Ch. 4183, Ant Internal**

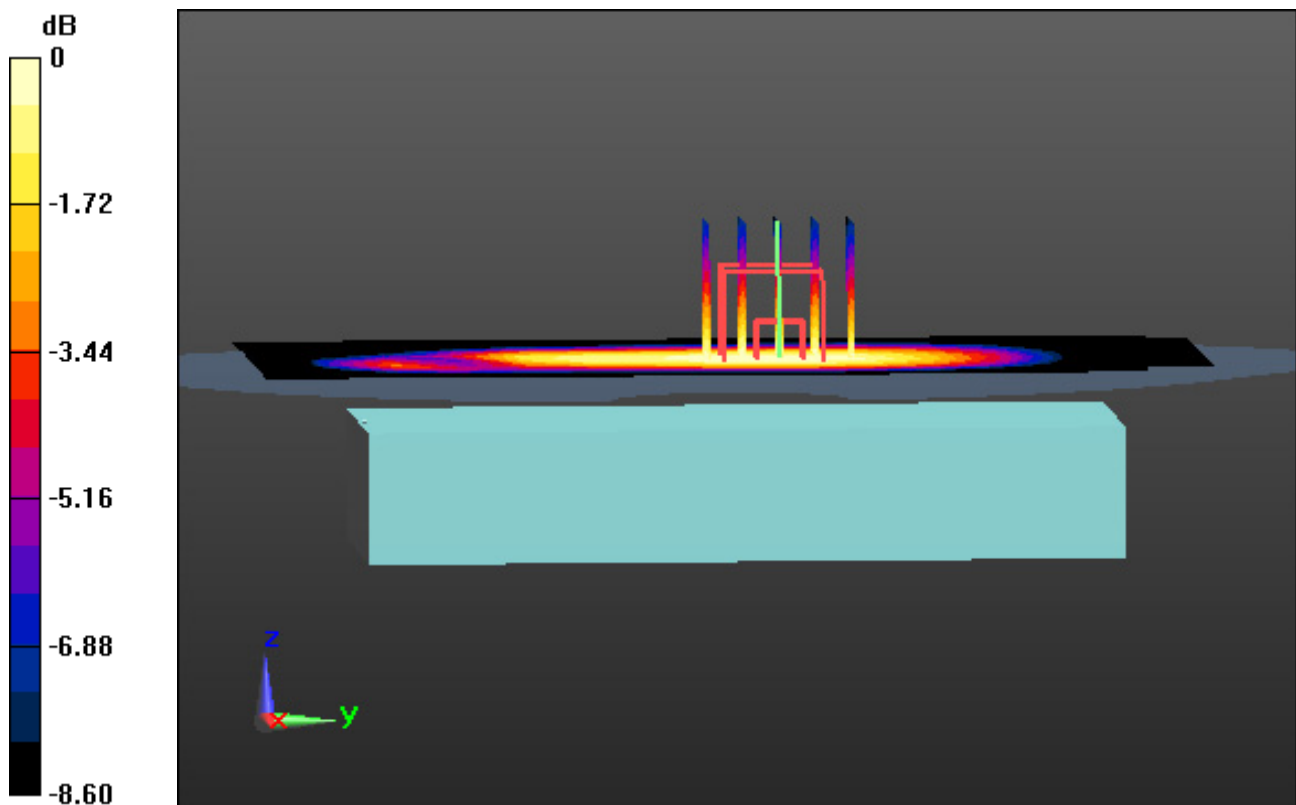
**Area Scan (10x15x1):** Measurement grid: dx=15mm, dy=15mm

**Zoom Scan (5x5x7)/Cube 0:** Measurement grid: dx=8mm, dy=8mm, dz=5mm

Power Drift = -0.02 dB

Peak SAR (extrapolated) = 0.271 W/kg

**SAR(1 g) = 0.208 W/kg; SAR(10 g) = 0.155 W/kg**



0 dB = 0.243 W/kg

# DT&C Co., Ltd.

**DUT: EF501R; Type: PDA**

Communication System: UID 0, WCDMA Band 4 (0); Frequency: 1732.4 MHz; Duty Cycle: 1:1  
Medium parameters used:  $f = 1732.4$  MHz;  $\sigma = 1.441$  S/m;  $\epsilon_r = 52.737$ ;  $\rho = 1000$  kg/m<sup>3</sup>  
Phantom section: Flat Section

## **DASY5 Configuration:**

Probe: EX3DV4 - SN3933; ConvF(8.62, 8.62, 8.62); Calibrated: 9/25/2018; Electronics: DAE4 Sn1396  
Sensor-Surface: 2mm (Mechanical Surface Detection)  
Phantom: SAM with CRP\_2016\_07\_22\_middle; Type: QD000P40CD; Serial: TP:1786  
Measurement SW: DASY52, Version 52.8 (8); SEMCAD X Version 14.6.10 (7331)

Test Date: 2019-01-14; Ambient Temp: 21.3; Tissue Temp: 22.1

**1 cm space from Body, Rear, WCDMA Band 4 Ch. 1412, Ant Internal**

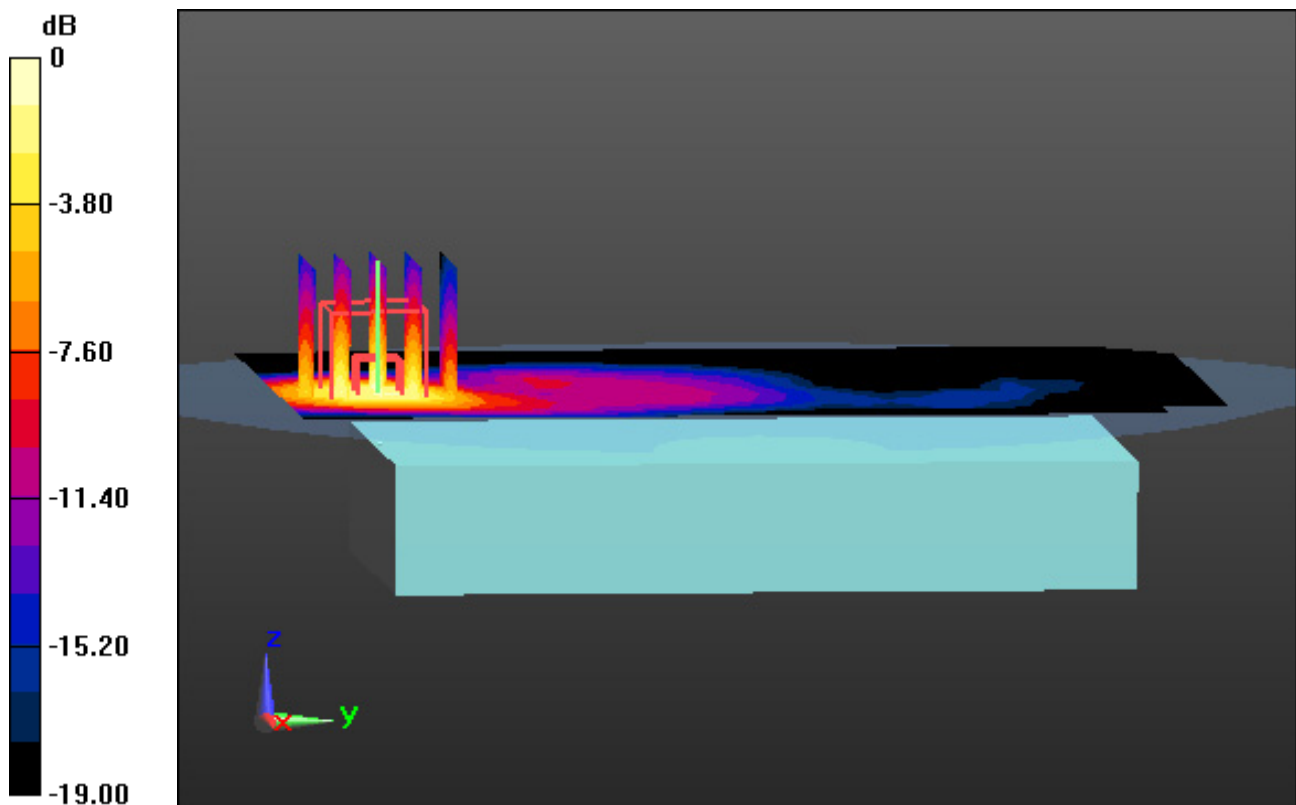
**Area Scan (10x15x1):** Measurement grid: dx=15mm, dy=15mm

**Zoom Scan (5x5x7)/Cube 0:** Measurement grid: dx=8mm, dy=8mm, dz=5mm

Power Drift = -0.00 dB

Peak SAR (extrapolated) = 0.766 W/kg

SAR(1 g) = 0.470 W/kg; SAR(10 g) = 0.266 W/kg



0 dB = 0.629 W/kg

# DT&C Co., Ltd.

**DUT: EF501R; Type: PDA**

Communication System: UID 0, WCDMA 1900 (0); Frequency: 1880 MHz; Duty Cycle: 1:1  
Medium parameters used:  $f = 1880$  MHz;  $\sigma = 1.538$  S/m;  $\epsilon_r = 51.659$ ;  $\rho = 1000$  kg/m<sup>3</sup>  
Phantom section: Flat Section

## **DASY5 Configuration:**

Probe: EX3DV4 - SN7337; ConvF(8.03, 8.03, 8.03); Calibrated: 11/22/2018; Electronics: DAE4 Sn1396  
Sensor-Surface: 2mm (Mechanical Surface Detection)  
Phantom: SAM with CRP\_2016\_07\_22\_middle; Type: QD000P40CD; Serial: TP:1786  
Measurement SW: DASY52, Version 52.8 (8); SEMCAD X Version 14.6.10 (7331)

Test Date: 2018-12-06; Ambient Temp: 20.1; Tissue Temp: 21.0

**1 cm space from Body, Rear, WCDMA Band 2 Ch. 9400, Ant Internal**

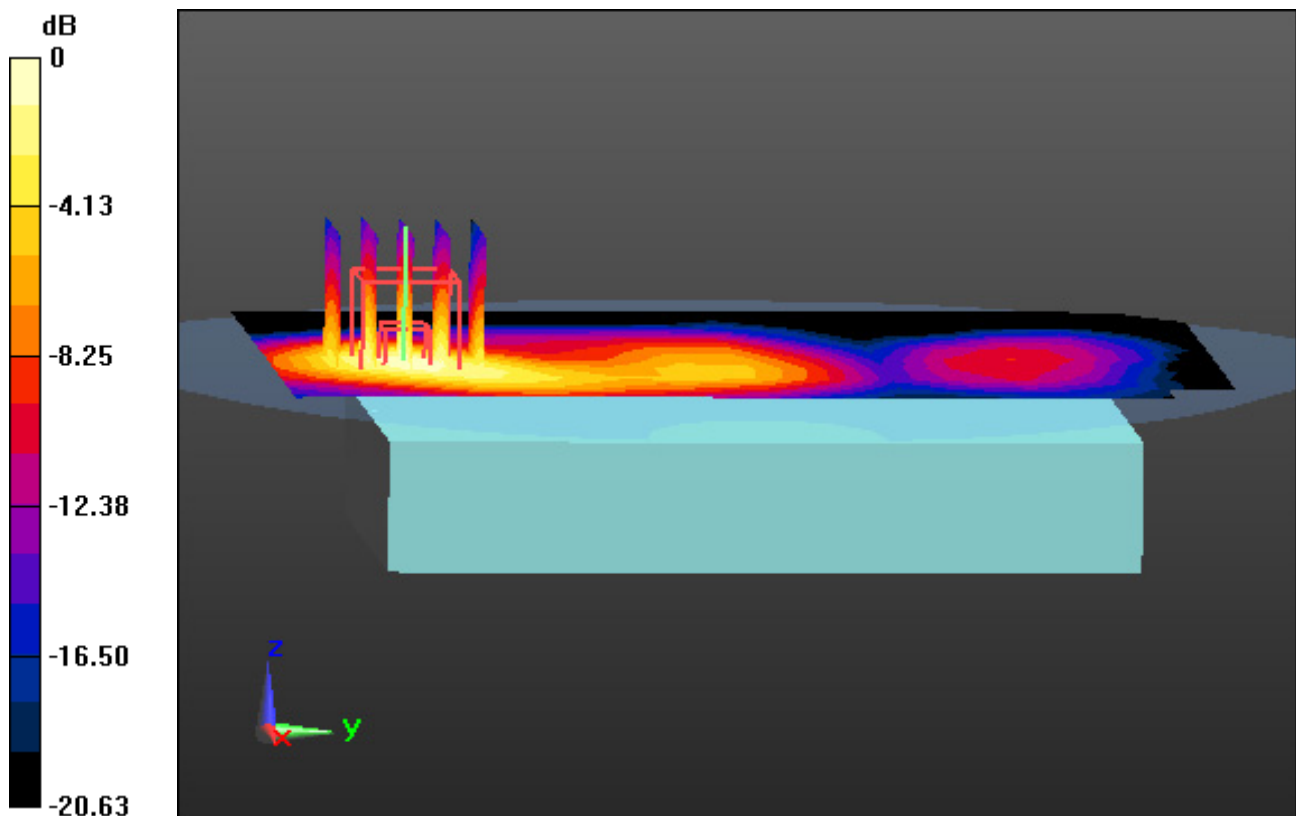
**Area Scan (10x15x1):** Measurement grid: dx=15mm, dy=15mm

**Zoom Scan (5x5x7)/Cube 0:** Measurement grid: dx=8mm, dy=8mm, dz=5mm

Power Drift = -0.03 dB

Peak SAR (extrapolated) = 0.318 W/kg

**SAR(1 g) = 0.191 W/kg; SAR(10 g) = 0.108 W/kg**



# DT&C Co., Ltd.

**DUT: EF501R; Type: PDA**

Communication System: UID 0, LTE Band 71 (0); Frequency: 680.5 MHz; Duty Cycle: 1:1  
Medium parameters used:  $f = 680.5$  MHz;  $\sigma = 0.925$  S/m;  $\epsilon_r = 57.702$ ;  $\rho = 1000$  kg/m<sup>3</sup>  
Phantom section: Flat Section

## **DASY5 Configuration:**

Probe: EX3DV4 - SN3933; ConvF(10.43, 10.43, 10.43); Calibrated: 9/25/2018; Electronics: DAE4 Sn1396  
Sensor-Surface: 2mm (Mechanical Surface Detection)  
Phantom: SAM with CRP\_2016\_07\_22\_middle; Type: QD000P40CD; Serial: TP:1786  
Measurement SW: DASY52, Version 52.8 (8); SEMCAD X Version 14.6.10 (7331)

Test Date: 2019-01-10; Ambient Temp: 21.1; Tissue Temp: 21.9

**1 cm space from Body, Rear, LTE Band 71 Ch. 133297, Ant Internal**

**Mode : BandWidth 20 MHz, QPSK, RB Size: 1**

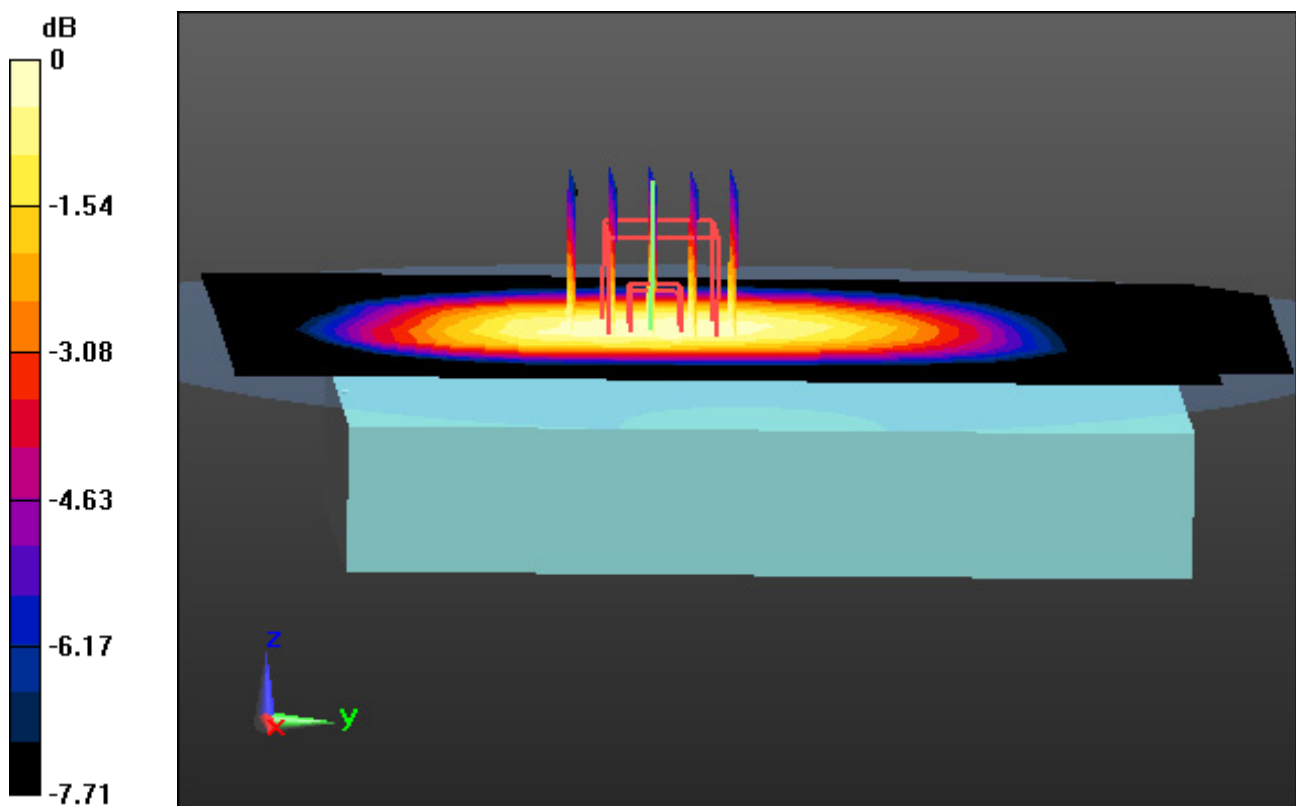
**Area Scan (10x15x1):** Measurement grid: dx=15mm, dy=15mm

**Zoom Scan (5x5x7)/Cube 0:** Measurement grid: dx=8mm, dy=8mm, dz=5mm

Power Drift = -0.12 dB

Peak SAR (extrapolated) = 0.219 W/kg

**SAR(1 g) = 0.178 W/kg; SAR(10 g) = 0.139 W/kg**



0 dB = 0.202 W/kg

# DT&C Co., Ltd.

**DUT: EF501R; Type: PDA**

Communication System: UID 0, LTE Band 12 (0); Frequency: 707.5 MHz; Duty Cycle: 1:1  
Medium parameters used:  $f = 707.5$  MHz;  $\sigma = 0.926$  S/m;  $\epsilon_r = 55.529$ ;  $\rho = 1000$  kg/m<sup>3</sup>  
Phantom section: Flat Section

## **DASY5 Configuration:**

Probe: EX3DV4 - SN3933; ConvF(10.43, 10.43, 10.43); Calibrated: 9/25/2018; Electronics: DAE4 Sn1396  
Sensor-Surface: 2mm (Mechanical Surface Detection)  
Phantom: SAM with CRP\_2016\_07\_22\_middle; Type: QD000P40CD; Serial: TP:1786  
Measurement SW: DASY52, Version 52.8 (8); SEMCAD X Version 14.6.10 (7331)

Test Date: 2019-01-07; Ambient Temp: 20.6; Tissue Temp: 21.5

**1 cm space from Body, Rear, LTE Band 12 Ch. 23095, Ant Internal**

**Mode : BandWidth 10 MHz, QPSK, RB Size: 1**

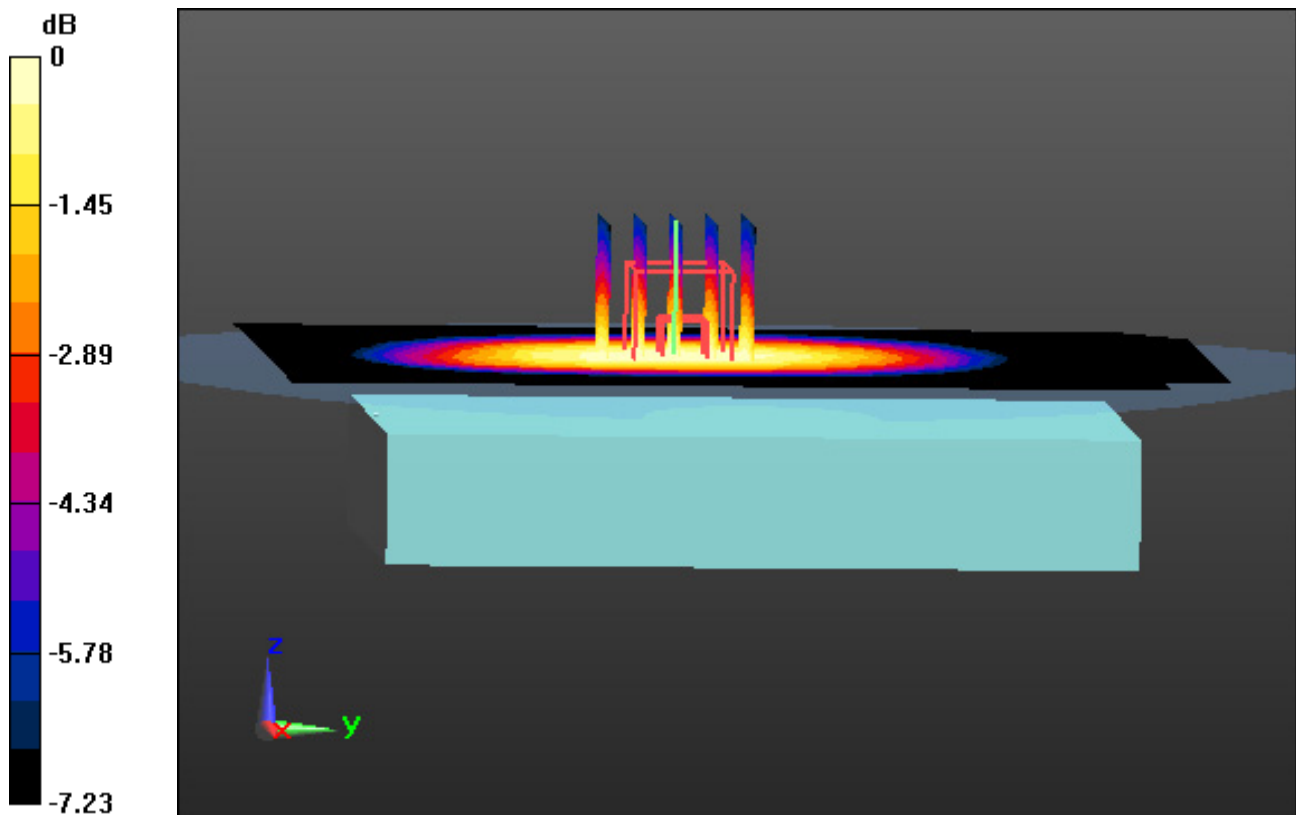
**Area Scan (10x15x1):** Measurement grid: dx=15mm, dy=15mm

**Zoom Scan (5x5x7)/Cube 0:** Measurement grid: dx=8mm, dy=8mm, dz=5mm

Power Drift = 0.00 dB

Peak SAR (extrapolated) = 0.275 W/kg

**SAR(1 g) = 0.224 W/kg; SAR(10 g) = 0.174 W/kg**



0 dB = 0.254 W/kg



# DT&C Co., Ltd.

**DUT: EF501R; Type: PDA**

Communication System: UID 0, LTE Band 13 (0); Frequency: 782 MHz; Duty Cycle: 1:1  
Medium parameters used:  $f = 782 \text{ MHz}$ ;  $\sigma = 1.003 \text{ S/m}$ ;  $\epsilon_r = 54.956$ ;  $\rho = 1000 \text{ kg/m}^3$   
Phantom section: Flat Section

## **DASY5 Configuration:**

Probe: EX3DV4 - SN3933; ConvF(10.43, 10.43, 10.43); Calibrated: 9/25/2018; Electronics: DAE4 Sn1396  
Sensor-Surface: 2mm (Mechanical Surface Detection)  
Phantom: SAM with CRP\_2016\_07\_22\_middle; Type: QD000P40CD; Serial: TP:1786  
Measurement SW: DASY52, Version 52.8 (8); SEMCAD X Version 14.6.10 (7331)

Test Date: 2019-01-08; Ambient Temp: 20.3; Tissue Temp: 21.3

**1 cm space from Body, Rear, LTE Band 13 Ch. 23230, Ant Internal**

**Mode : BandWidth 10 MHz, QPSK, RB Size: 1**

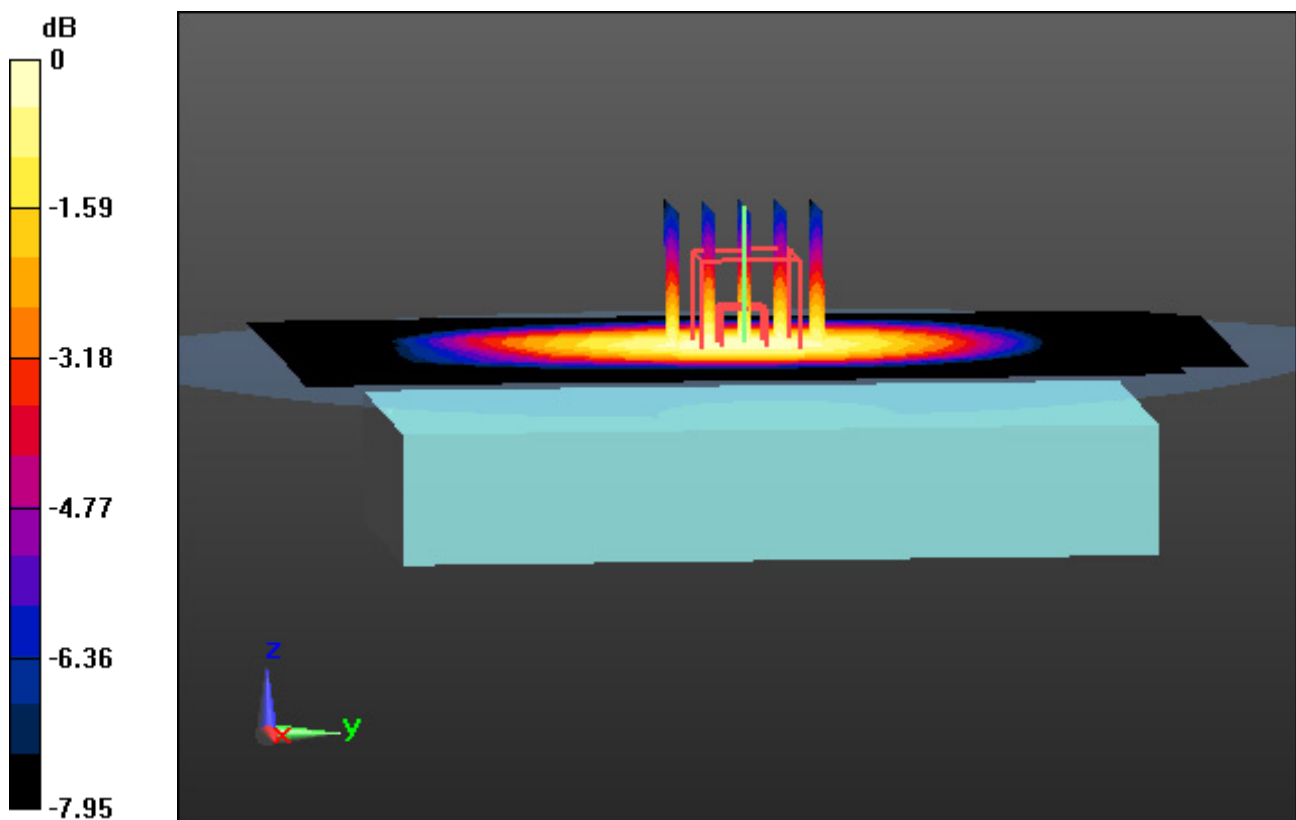
**Area Scan (10x15x1):** Measurement grid:  $dx=15\text{mm}$ ,  $dy=15\text{mm}$

**Zoom Scan (5x5x7)/Cube 0:** Measurement grid:  $dx=8\text{mm}$ ,  $dy=8\text{mm}$ ,  $dz=5\text{mm}$

Power Drift = -0.01 dB

Peak SAR (extrapolated) = 0.526 W/kg

SAR(1 g) = 0.416 W/kg; SAR(10 g) = 0.315 W/kg



0 dB = 0.478 W/kg

# DT&C Co., Ltd.

**DUT: EF501R; Type: PDA**

Communication System: UID 0, LTE Band 14 (0); Frequency: 793 MHz; Duty Cycle: 1:1  
Medium parameters used:  $f = 793 \text{ MHz}$ ;  $\sigma = 0.998 \text{ S/m}$ ;  $\epsilon_r = 54.667$ ;  $\rho = 1000 \text{ kg/m}^3$   
Phantom section: Flat Section

## **DASY5 Configuration:**

Probe: EX3DV4 - SN3933; ConvF(10.43, 10.43, 10.43); Calibrated: 9/25/2018; Electronics: DAE4 Sn1396  
Sensor-Surface: 2mm (Mechanical Surface Detection)  
Phantom: SAM with CRP\_2016\_07\_22\_middle; Type: QD000P40CD; Serial: TP:1786  
Measurement SW: DASY52, Version 52.8 (8); SEMCAD X Version 14.6.10 (7331)

Test Date: 2019-01-09; Ambient Temp: 20.7; Tissue Temp: 21.7

**1 cm space from Body, Rear, LTE Band 14 Ch. 23330, Ant Internal**

**Mode : BandWidth 10 MHz, QPSK, RB Size: 1**

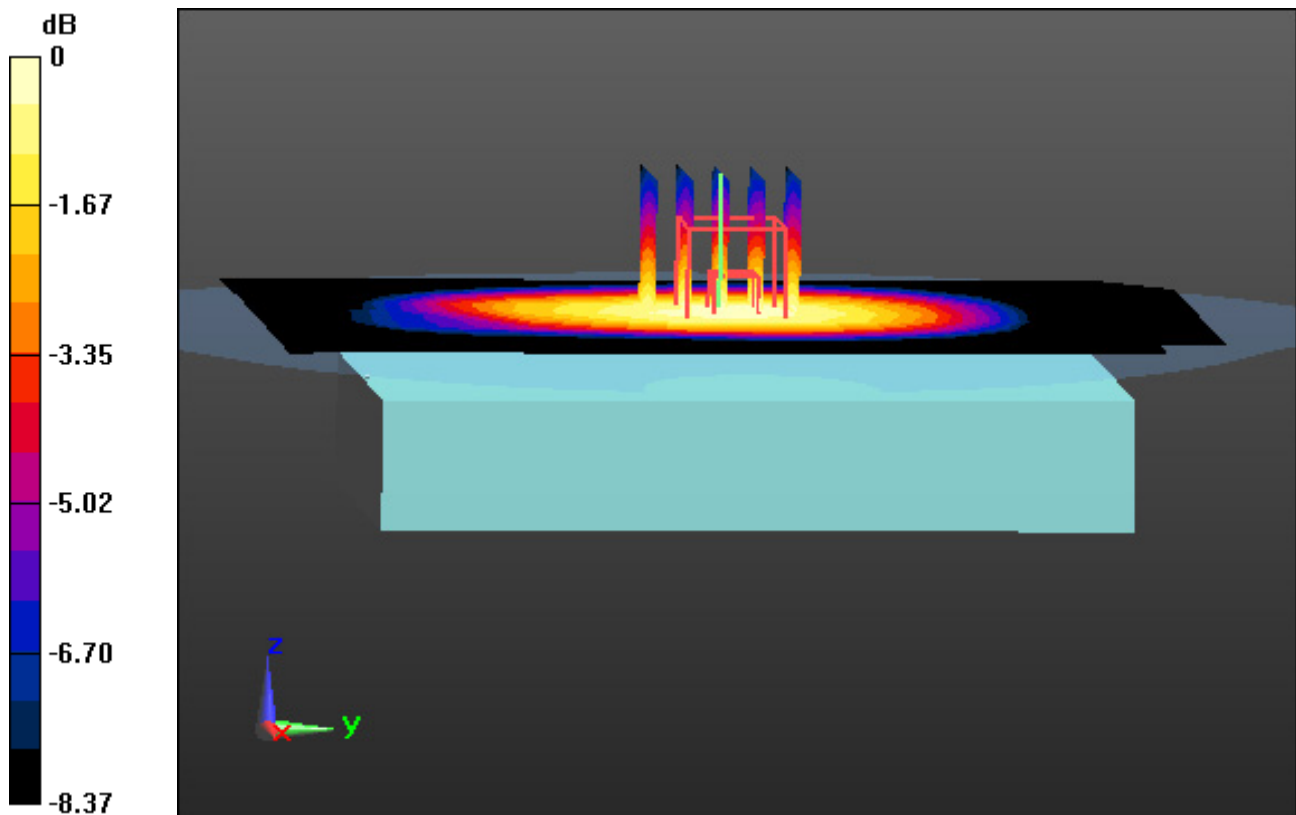
**Area Scan (10x15x1):** Measurement grid:  $dx=15\text{mm}$ ,  $dy=15\text{mm}$

**Zoom Scan (5x5x7)/Cube 0:** Measurement grid:  $dx=8\text{mm}$ ,  $dy=8\text{mm}$ ,  $dz=5\text{mm}$

Power Drift = -0.00 dB

Peak SAR (extrapolated) = 0.553 W/kg

SAR(1 g) = 0.433 W/kg; SAR(10 g) = 0.325 W/kg



0 dB = 0.501 W/kg

# DT&C Co., Ltd.

**DUT: EF501R; Type: PDA**

Communication System: UID 0, LTE Band 5(FCC) (0); Frequency: 836.5 MHz;Duty Cycle: 1:1  
Medium parameters used:  $f = 836.5$  MHz;  $\sigma = 0.978$  S/m;  $\epsilon_r = 53.869$ ;  $\rho = 1000$  kg/m<sup>3</sup>  
Phantom section: Flat Section

## **DASY5 Configuration:**

Probe: EX3DV4 - SN3933; ConvF(10.27, 10.27, 10.27); Calibrated: 9/25/2018; Electronics: DAE4 Sn1396  
Sensor-Surface: 2mm (Mechanical Surface Detection)  
Phantom: SAM with CRP\_2016\_07\_22\_middle; Type: QD000P40CD; Serial: TP:1786  
Measurement SW: DASY52, Version 52.8 (8); SEMCAD X Version 14.6.10 (7331)

Test Date: 2018-12-11; Ambient Temp: 20.7; Tissue Temp: 21.2

**1 cm space from Body, Rear, LTE Band 5 Ch. 20525, Ant Internal**

**Mode : BandWidth 10 MHz, QPSK, RB Size: 1**

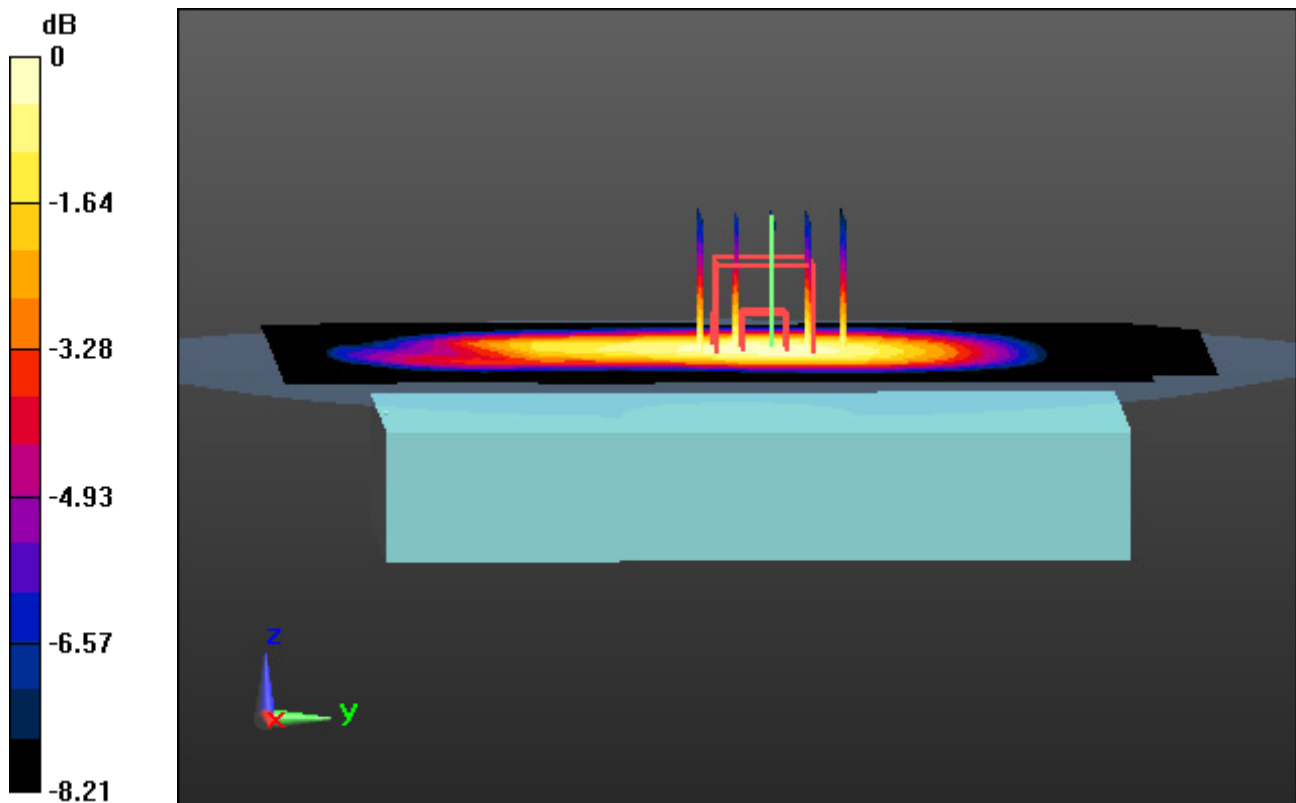
**Area Scan (10x15x1):** Measurement grid: dx=15mm, dy=15mm

**Zoom Scan (5x5x7)/Cube 0:** Measurement grid: dx=8mm, dy=8mm, dz=5mm

Power Drift = 0.00 dB

Peak SAR (extrapolated) = 0.433 W/kg

**SAR(1 g) = 0.335 W/kg; SAR(10 g) = 0.249 W/kg**



0 dB = 0.388 W/kg

# DT&C Co., Ltd.

**DUT: EF501R; Type: PDA**

Communication System: UID 0, LTE Band 66 (0); Frequency: 1745 MHz; Duty Cycle: 1:1  
Medium parameters used:  $f = 1745$  MHz;  $\sigma = 1.443$  S/m;  $\epsilon_r = 52.713$ ;  $\rho = 1000$  kg/m<sup>3</sup>  
Phantom section: Flat Section

## **DASY5 Configuration:**

Probe: EX3DV4 - SN3933; ConvF(8.62, 8.62, 8.62); Calibrated: 9/25/2018; Electronics: DAE4 Sn1396  
Sensor-Surface: 2mm (Mechanical Surface Detection)  
Phantom: SAM with CRP\_2016\_07\_22\_middle; Type: QD000P40CD; Serial: TP:1786  
Measurement SW: DASY52, Version 52.8 (8); SEMCAD X Version 14.6.10 (7331)

Test Date: 2019-01-28; Ambient Temp: 21.0; Tissue Temp: 21.6

**1 cm space from Body, Rear, LTE Band 66 Ch. 132322, Ant Internal**

**Mode : BandWidth 20 MHz, QPSK, RB Size: 1**

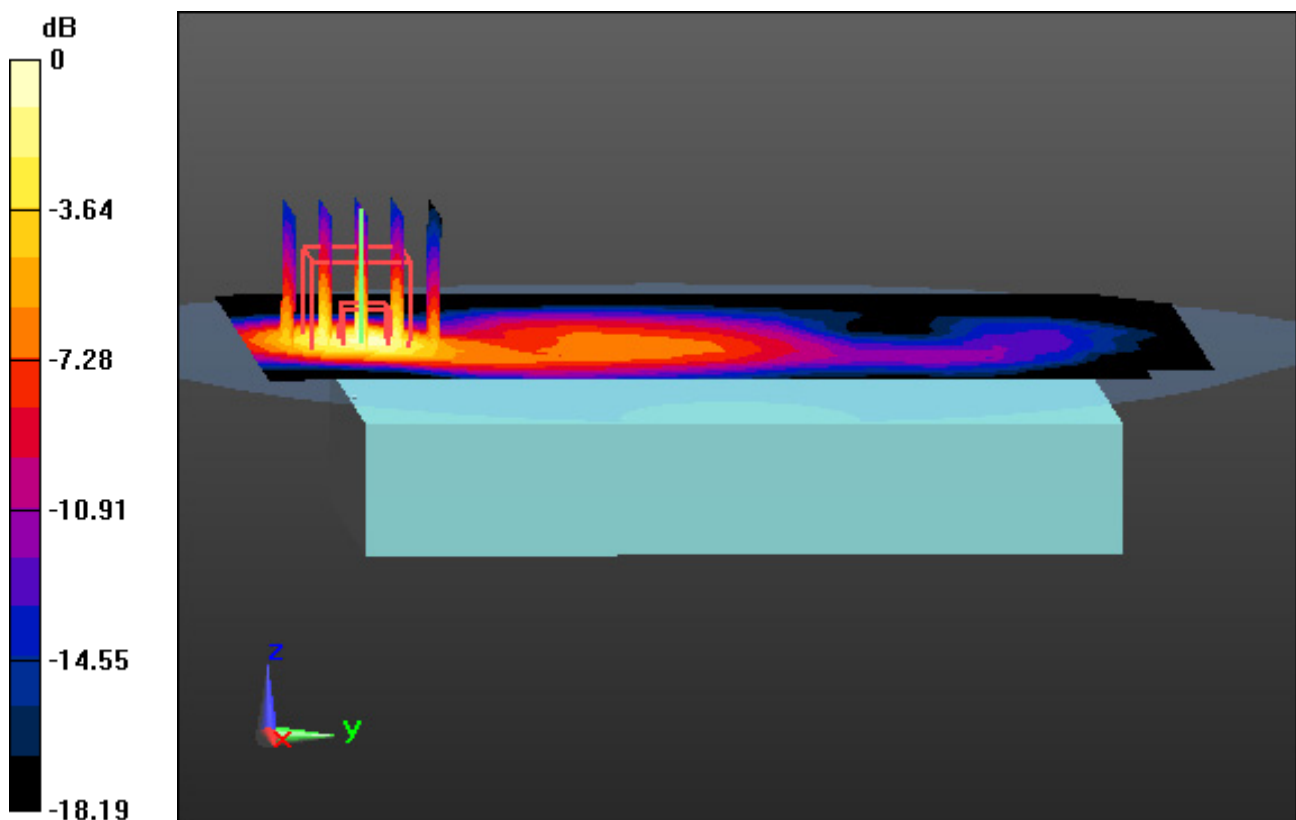
**Area Scan (10x15x1):** Measurement grid: dx=15mm, dy=15mm

**Zoom Scan (5x5x7)/Cube 0:** Measurement grid: dx=8mm, dy=8mm, dz=5mm

Power Drift = 0.09 dB

Peak SAR (extrapolated) = 0.488 W/kg

**SAR(1 g) = 0.295 W/kg; SAR(10 g) = 0.165 W/kg**



0 dB = 0.398 W/kg

# DT&C Co., Ltd.

**DUT: EF501R; Type: PDA**

Communication System: UID 0, LTE Band 2 (0); Frequency: 1880 MHz; Duty Cycle: 1:1  
Medium parameters used:  $f = 1880$  MHz;  $\sigma = 1.538$  S/m;  $\epsilon_r = 51.676$ ;  $\rho = 1000$  kg/m<sup>3</sup>  
Phantom section: Flat Section

## **DASY5 Configuration:**

Probe: EX3DV4 - SN3933; ConvF(8.21, 8.21, 8.21); Calibrated: 9/25/2018; Electronics: DAE4 Sn1396  
Sensor-Surface: 2mm (Mechanical Surface Detection)  
Phantom: SAM with CRP\_2016\_07\_22\_middle; Type: QD000P40CD; Serial: TP:1786  
Measurement SW: DASY52, Version 52.8 (8); SEMCAD X Version 14.6.10 (7331)

Test Date: 2018-12-10; Ambient Temp: 20.3; Tissue Temp: 20.9

**1cm space from Body, Rear, LTE Band 2 Ch. 18900, Ant Internal**

**Mode : BandWidth 20 MHz, QPSK, RB Size: 1**

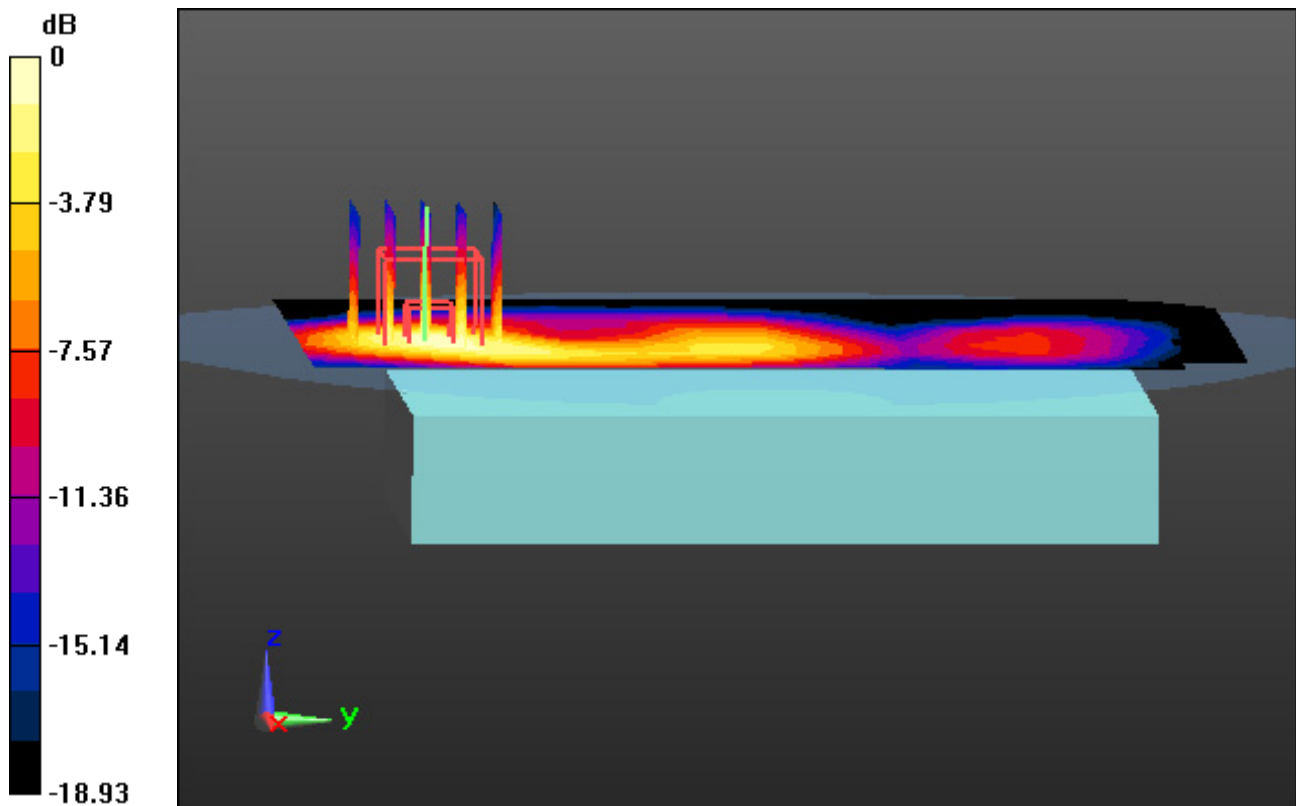
**Area Scan (10x15x1):** Measurement grid: dx=15mm, dy=15mm

**Zoom Scan (5x5x7)/Cube 0:** Measurement grid: dx=8mm, dy=8mm, dz=5mm

Power Drift = -0.07 dB

Peak SAR (extrapolated) = 0.322 W/kg

**SAR(1 g) = 0.193 W/kg; SAR(10 g) = 0.111 W/kg**



0 dB = 0.259 W/kg

# DT&C Co., Ltd.

**DUT: EF501R; Type: PDA**

Communication System: UID 0, 2.4 GHz W-LAN (0); Frequency: 2462 MHz; Duty Cycle: 1:1  
Medium parameters used:  $f = 2462$  MHz;  $\sigma = 1.969$  S/m;  $\epsilon_r = 54.486$ ;  $\rho = 1000$  kg/m<sup>3</sup>  
Phantom section: Flat Section

## **DASY5 Configuration:**

Probe: EX3DV4 - SN3933; ConvF(7.75, 7.75, 7.75); Calibrated: 9/25/2018; Electronics: DAE4 Sn1396  
Sensor-Surface: 2mm (Mechanical Surface Detection)  
Phantom: SAM with CRP\_2016\_07\_22\_middle; Type: QD000P40CD; Serial: TP:1786  
Measurement SW: DASY52, Version 52.8 (8); SEMCAD X Version 14.6.10 (7331)

Test Date: 2019-01-15; Ambient Temp: 21.1; Tissue Temp: 22.1

**1 cm space from Body, Rear, WLAN(802.11b) Ch. 11, Ant Internal**

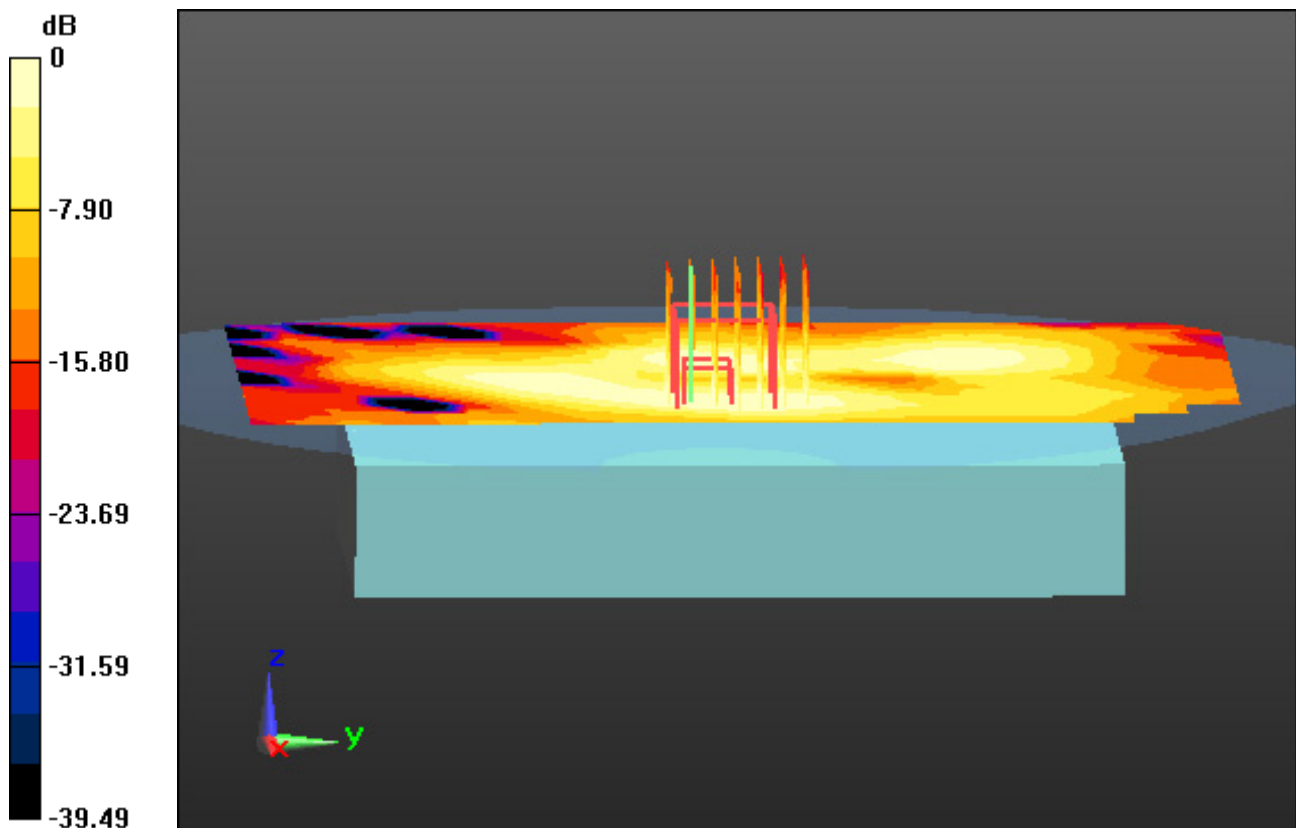
**Area Scan (12x19x1):** Measurement grid: dx=12mm, dy=12mm

**Zoom Scan (7x7x7)/Cube 0:** Measurement grid: dx=5mm, dy=5mm, dz=5mm

Power Drift = 0.19 dB

Peak SAR (extrapolated) = 0.0470 W/kg

**SAR(1 g) = 0.027 W/kg; SAR(10 g) = 0.014 W/kg**



0 dB = 0.0367 W/kg

# DT&C Co., Ltd.

**DUT: EF501R; Type: PDA**

Communication System: UID 0, W-LAN\_5 GHz(FCC) (0); Frequency: 5260 MHz; Duty Cycle: 1:1  
Medium parameters used:  $f = 5260$  MHz;  $\sigma = 5.324$  S/m;  $\epsilon_r = 48.377$ ;  $\rho = 1000$  kg/m<sup>3</sup>  
Phantom section: Flat Section

## **DASY5 Configuration:**

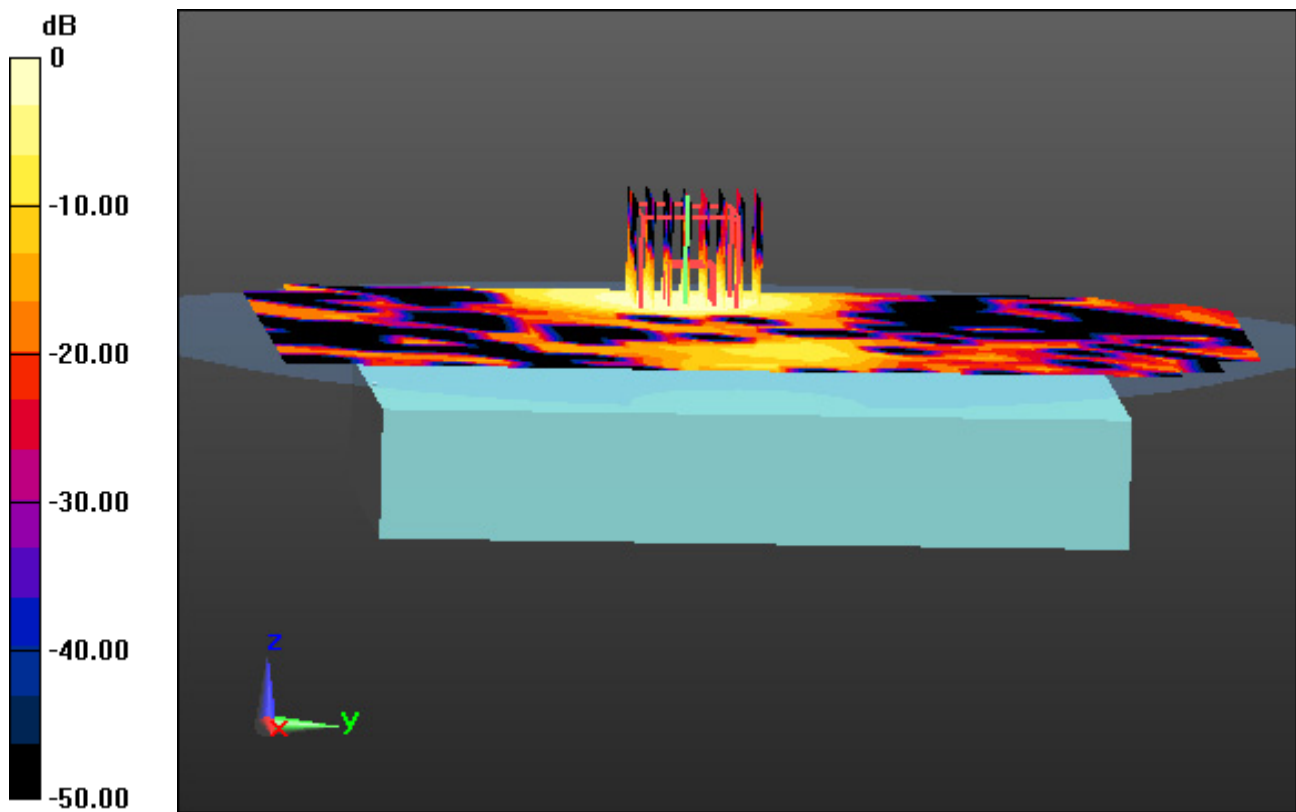
Probe: EX3DV4 - SN3933; ConvF(4.51, 4.51, 4.51); Calibrated: 9/25/2018; Electronics: DAE4 Sn1396  
Sensor-Surface: 1.4mm (Mechanical Surface Detection)  
Phantom: SAM with CRP\_2016\_07\_22\_middle; Type: QD000P40CD; Serial: TP:1786  
Measurement SW: DASY52, Version 52.8 (8); SEMCAD X Version 14.6.10 (7331)

Test Date: 2019-01-16; Ambient Temp: 21.5; Tissue Temp: 22.0

## **1 cm space from Body, Rear, WLAN(802.11a) Ch. 52, Ant Internal**

**Area Scan (15x23x1):** Measurement grid: dx=10mm, dy=10mm

**Zoom Scan (8x8x7)/Cube 0:** Measurement grid: dx=4mm, dy=4mm, dz=1.4mm, Graded Ratio: 1.4  
Power Drift = -0.19 dB  
Peak SAR (extrapolated) = 0.426 W/kg  
**SAR(1 g) = 0.103 W/kg; SAR(10 g) = 0.040 W/kg**



0 dB = 0.243 W/kg

# DT&C Co., Ltd.

**DUT: EF501R; Type: PDA**

Communication System: UID 0, W-LAN\_5 GHz(FCC) (0); Frequency: 5500 MHz; Duty Cycle: 1:1  
Medium parameters used:  $f = 5500$  MHz;  $\sigma = 5.566$  S/m;  $\epsilon_r = 47.733$ ;  $\rho = 1000$  kg/m<sup>3</sup>  
Phantom section: Flat Section

## **DASY5 Configuration:**

Probe: EX3DV4 - SN3933; ConvF(4.14, 4.14, 4.14); Calibrated: 9/25/2018; Electronics: DAE4 Sn1396  
Sensor-Surface: 1.4mm (Mechanical Surface Detection)  
Phantom: SAM with CRP\_2016\_07\_22\_middle; Type: QD000P40CD; Serial: TP:1786  
Measurement SW: DASY52, Version 52.8 (8); SEMCAD X Version 14.6.10 (7331)

Test Date: 2019-01-17; Ambient Temp: 21.0; Tissue Temp: 21.8

**1 cm space from Body, Rear, WLAN(802.11a) Ch. 100, Ant Internal**

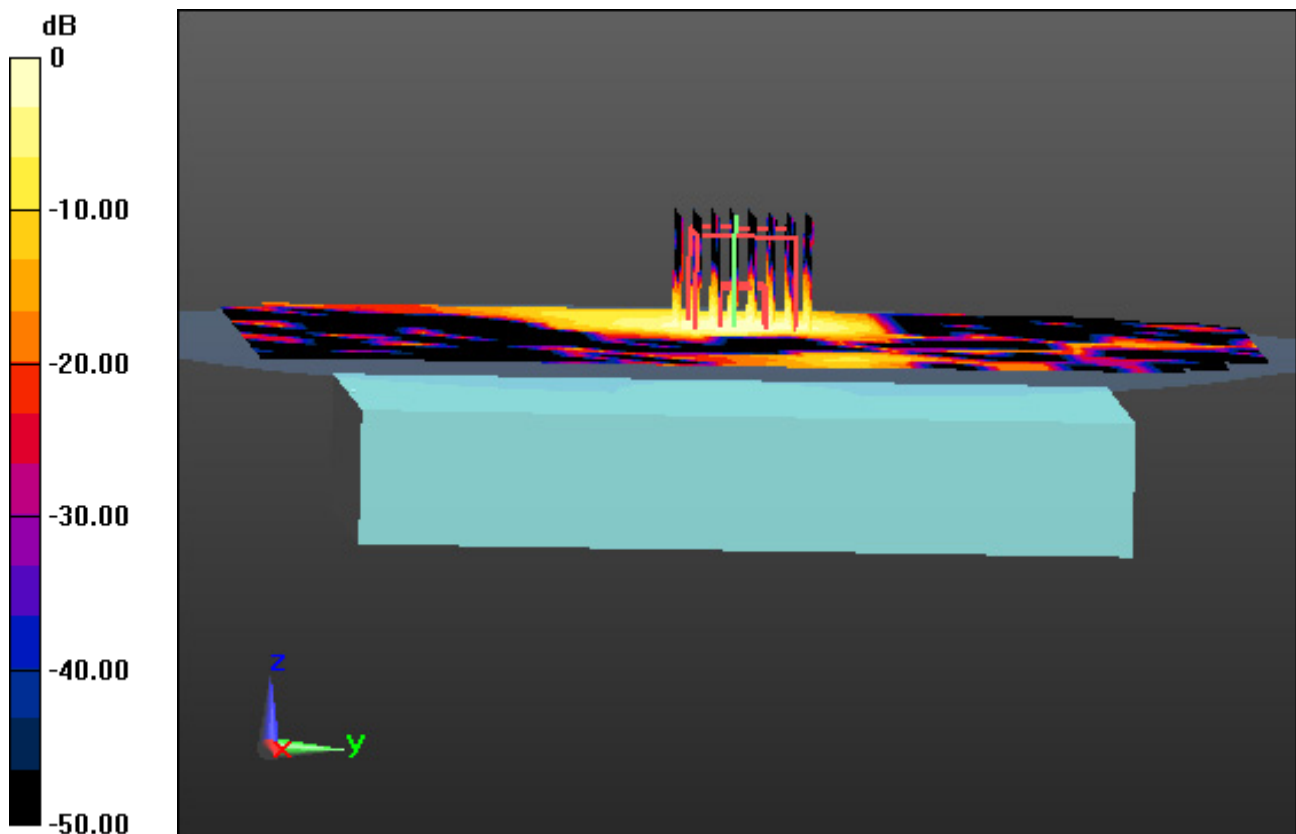
**Area Scan (15x23x1):** Measurement grid: dx=10mm, dy=10mm

**Zoom Scan (8x8x7)/Cube 0:** Measurement grid: dx=4mm, dy=4mm, dz=1.4mm, Graded Ratio: 1.4

Power Drift = 0.01 dB

Peak SAR (extrapolated) = 0.418 W/kg

**SAR(1 g) = 0.106 W/kg; SAR(10 g) = 0.040 W/kg**



0 dB = 0.245 W/kg



# DT&C Co., Ltd.

**DUT: EF501R; Type: PDA**

Communication System: UID 0, W-LAN\_5 GHz(FCC) (0); Frequency: 5745 MHz; Duty Cycle: 1:1  
Medium parameters used:  $f = 5745$  MHz;  $\sigma = 6.156$  S/m;  $\epsilon_r = 46.755$ ;  $\rho = 1000$  kg/m<sup>3</sup>  
Phantom section: Flat Section

## **DASY5 Configuration:**

Probe: EX3DV4 - SN3933; ConvF(4.1, 4.1, 4.1); Calibrated: 9/25/2018; Electronics: DAE4 Sn1396  
Sensor-Surface: 1.4mm (Mechanical Surface Detection)  
Phantom: SAM with CRP\_2016\_07\_22\_middle; Type: QD000P40CD; Serial: TP:1786  
Measurement SW: DASY52, Version 52.8 (8); SEMCAD X Version 14.6.10 (7331)

Test Date: 2019-01-18; Ambient Temp: 21.3; Tissue Temp: 22.0

## **1 cm space from Body, Rear, WLAN(802.11a) Ch. 149, Ant Internal**

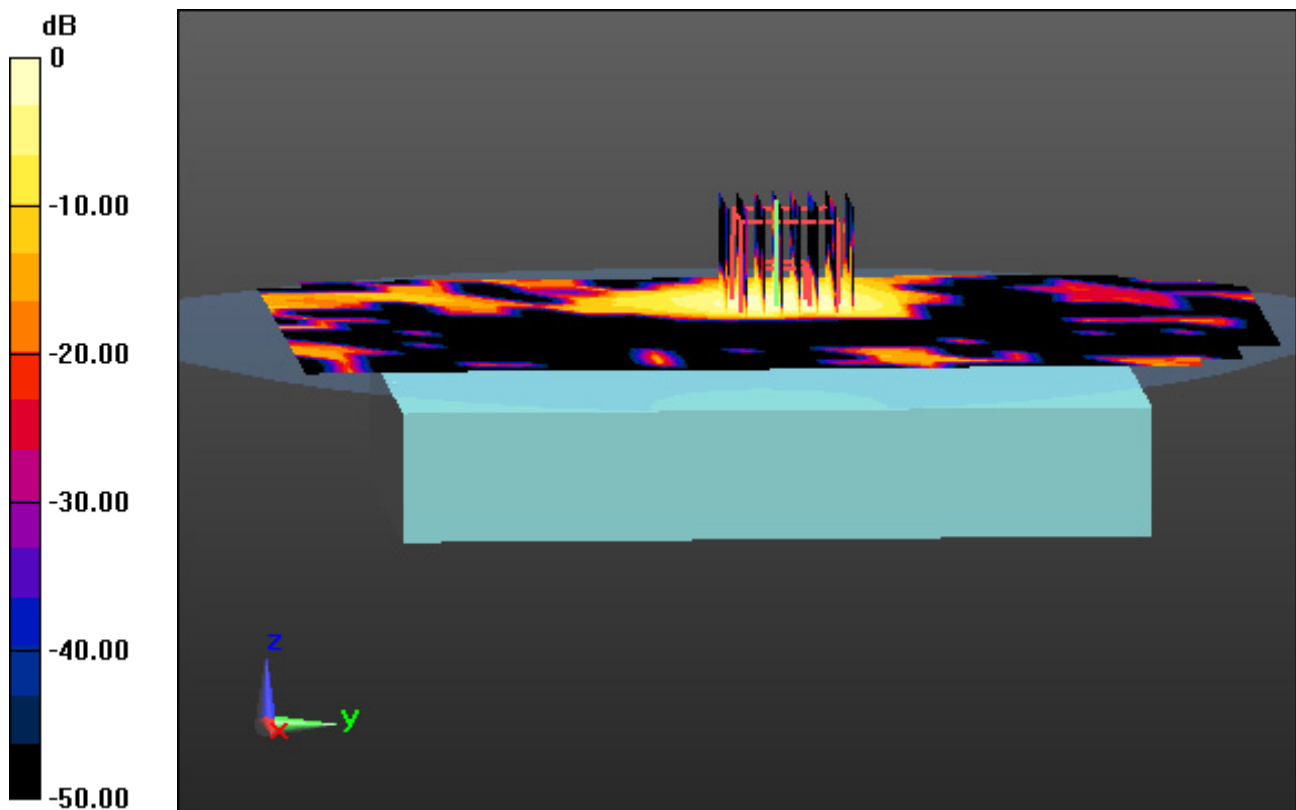
**Area Scan (15x23x1):** Measurement grid: dx=10mm, dy=10mm

**Zoom Scan (8x8x7)/Cube 0:** Measurement grid: dx=4mm, dy=4mm, dz=1.4mm, Graded Ratio: 1.4

Power Drift = 0.09 dB

Peak SAR (extrapolated) = 0.242 W/kg

**SAR(1 g) = 0.058 W/kg; SAR(10 g) = 0.021 W/kg**



0 dB = 0.149 W/kg

# DT&C Co., Ltd.

**DUT: EF501R; Type: PDA**

Communication System: UID 0, WCDMA Band 4 (0); Frequency: 1732.4 MHz; Duty Cycle: 1:1  
Medium parameters used:  $f = 1732.4$  MHz;  $\sigma = 1.441$  S/m;  $\epsilon_r = 52.737$ ;  $\rho = 1000$  kg/m<sup>3</sup>  
Phantom section: Flat Section

## **DASY5 Configuration:**

Probe: EX3DV4 - SN3933; ConvF(8.62, 8.62, 8.62); Calibrated: 9/25/2018; Electronics: DAE4 Sn1396  
Sensor-Surface: 2mm (Mechanical Surface Detection)  
Phantom: SAM with CRP\_2016\_07\_22\_middle; Type: QD000P40CD; Serial: TP:1786  
Measurement SW: DASY52, Version 52.8 (8); SEMCAD X Version 14.6.10 (7331)

Test Date: 2019-01-14; Ambient Temp: 21.3; Tissue Temp: 22.1

**1 cm space from Body, Bottom, WCDMA Band 4 Ch. 1412, Ant Internal**

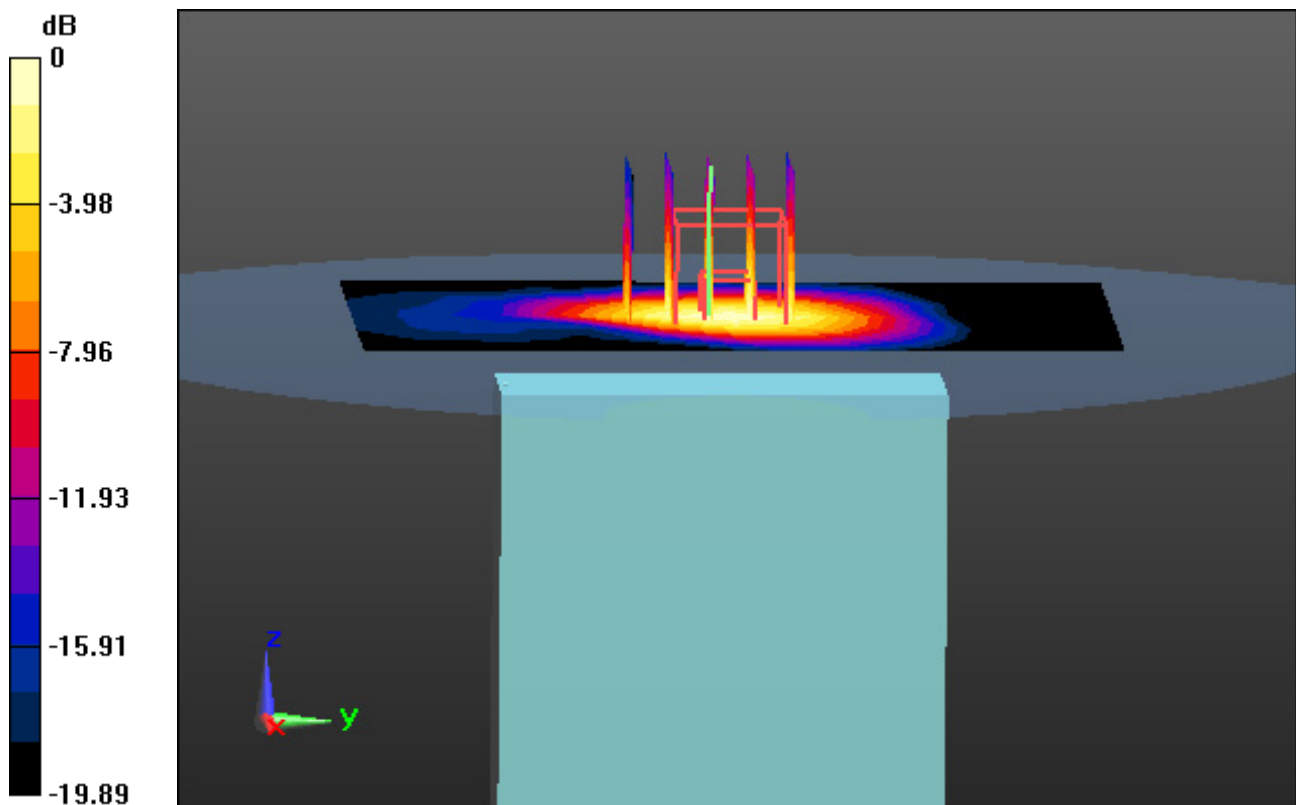
**Area Scan (7x11x1):** Measurement grid: dx=15mm, dy=15mm

**Zoom Scan (5x5x7)/Cube 0:** Measurement grid: dx=8mm, dy=8mm, dz=5mm

Power Drift = 0.06 dB

Peak SAR (extrapolated) = 0.988 W/kg

**SAR(1 g) = 0.606 W/kg; SAR(10 g) = 0.345 W/kg**



0 dB = 0.794 W/kg

# DT&C Co., Ltd.

**DUT: EF501R; Type: PDA**

Communication System: UID 0, LTE Band 66 (0); Frequency: 1745 MHz; Duty Cycle: 1:1  
Medium parameters used:  $f = 1745$  MHz;  $\sigma = 1.443$  S/m;  $\epsilon_r = 52.713$ ;  $\rho = 1000$  kg/m<sup>3</sup>  
Phantom section: Flat Section

## **DASY5 Configuration:**

Probe: EX3DV4 - SN3933; ConvF(8.62, 8.62, 8.62); Calibrated: 9/25/2018; Electronics: DAE4 Sn1396  
Sensor-Surface: 2mm (Mechanical Surface Detection)  
Phantom: SAM with CRP\_2016\_07\_22\_middle; Type: QD000P40CD; Serial: TP:1786  
Measurement SW: DASY52, Version 52.8 (8); SEMCAD X Version 14.6.10 (7331)

Test Date: 2019-01-28; Ambient Temp: 21.0; Tissue Temp: 21.6

**1 cm space from Body, Bottom, LTE Band 66 Ch. 132322, Ant Internal**

**Mode : BandWidth 20 MHz, QPSK, RB Size: 1**

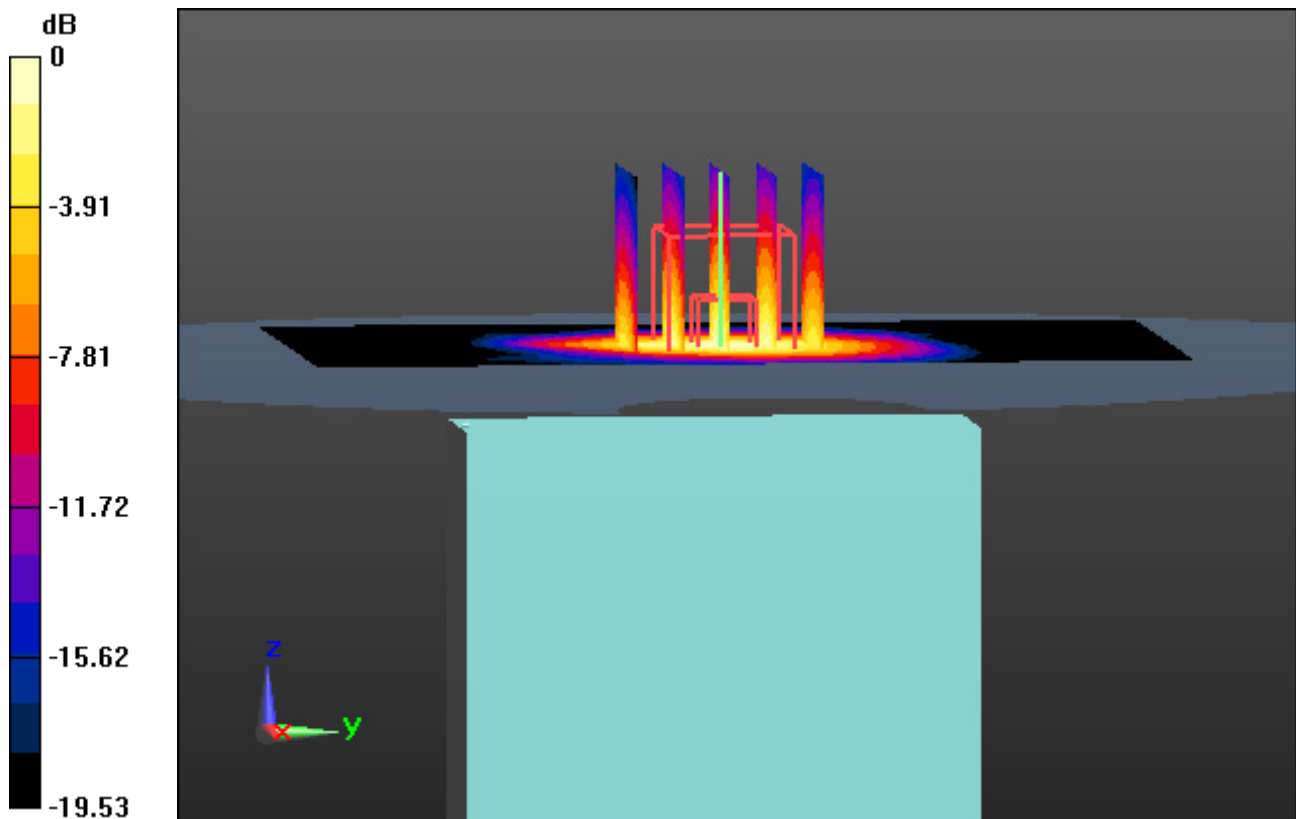
**Area Scan (7x11x1):** Measurement grid: dx=15mm, dy=15mm

**Zoom Scan (5x5x7)/Cube 0:** Measurement grid: dx=8mm, dy=8mm, dz=5mm

Power Drift = 0.04 dB

Peak SAR (extrapolated) = 0.780 W/kg

SAR(1 g) = 0.459 W/kg; SAR(10 g) = 0.253 W/kg



0 dB = 0.637 W/kg

# DT&C Co., Ltd.

**DUT: EF501R; Type: PDA**

Communication System: UID 0, LTE Band 2 (0); Frequency: 1880 MHz; Duty Cycle: 1:1  
Medium parameters used:  $f = 1880$  MHz;  $\sigma = 1.538$  S/m;  $\epsilon_r = 51.676$ ;  $\rho = 1000$  kg/m<sup>3</sup>  
Phantom section: Flat Section

## **DASY5 Configuration:**

Probe: EX3DV4 - SN3933; ConvF(8.21, 8.21, 8.21); Calibrated: 9/25/2018; Electronics: DAE4 Sn1396  
Sensor-Surface: 2mm (Mechanical Surface Detection)  
Phantom: SAM with CRP\_2016\_07\_22\_middle; Type: QD000P40CD; Serial: TP:1786  
Measurement SW: DASY52, Version 52.8 (8); SEMCAD X Version 14.6.10 (7331)

Test Date: 2018-12-10; Ambient Temp: 20.3; Tissue Temp: 20.9

**1cm space from Body, Bottom, LTE Band 2 Ch. 18900, Ant Internal**

**Mode : BandWidth 20 MHz, QPSK, RB Size: 1**

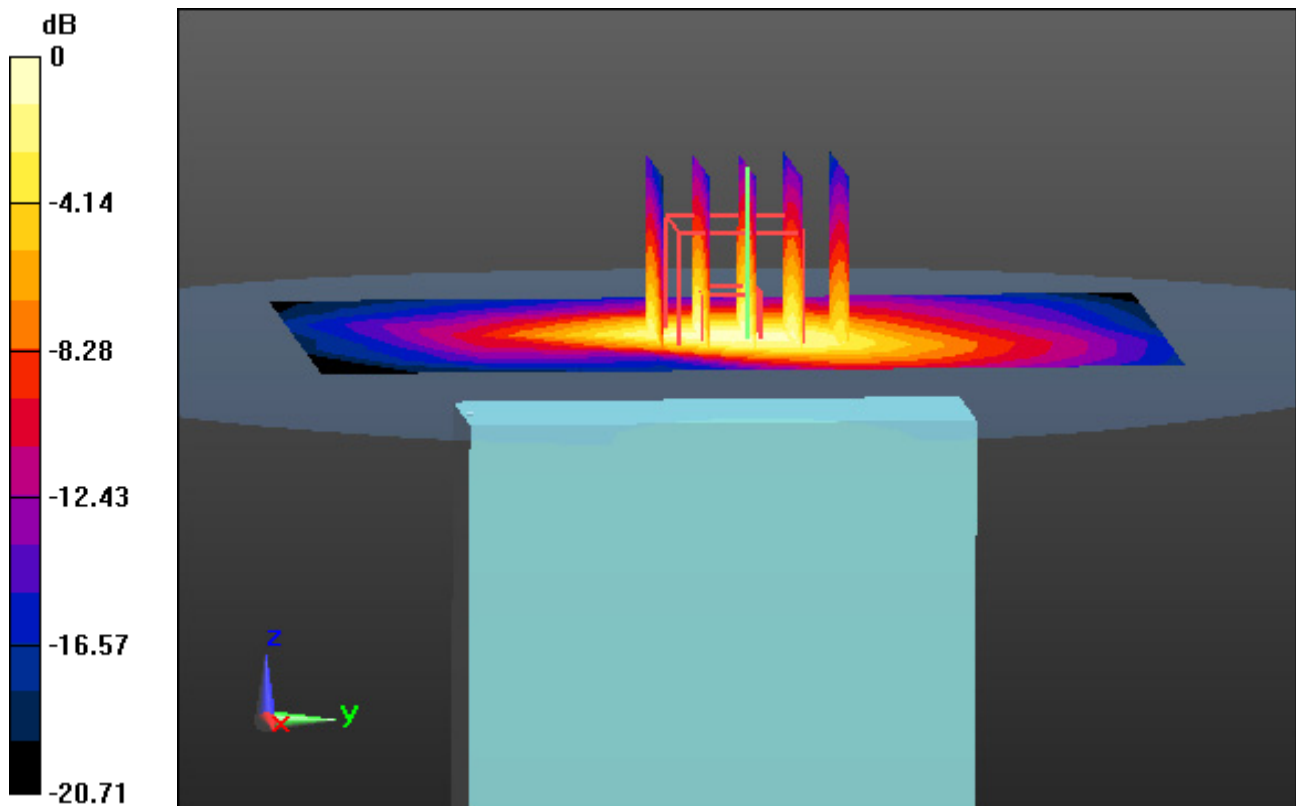
**Area Scan (7x11x1):** Measurement grid: dx=15mm, dy=15mm

**Zoom Scan (5x5x7)/Cube 0:** Measurement grid: dx=8mm, dy=8mm, dz=5mm

Power Drift = -0.03 dB

Peak SAR (extrapolated) = 0.409 W/kg

SAR(1 g) = 0.243 W/kg; SAR(10 g) = 0.137 W/kg



0 dB = 0.325 W/kg

# DT&C Co., Ltd.

**DUT: EF501R; Type: PDA**

Communication System: UID 0, 2.4 GHz W-LAN (0); Frequency: 2462 MHz; Duty Cycle: 1:1  
Medium parameters used:  $f = 2462$  MHz;  $\sigma = 1.969$  S/m;  $\epsilon_r = 54.486$ ;  $\rho = 1000$  kg/m<sup>3</sup>  
Phantom section: Flat Section

## **DASY5 Configuration:**

Probe: EX3DV4 - SN3933; ConvF(7.75, 7.75, 7.75); Calibrated: 9/25/2018; Electronics: DAE4 Sn1396  
Sensor-Surface: 2mm (Mechanical Surface Detection)  
Phantom: SAM with CRP\_2016\_07\_22\_middle; Type: QD000P40CD; Serial: TP:1786  
Measurement SW: DASY52, Version 52.8 (8); SEMCAD X Version 14.6.10 (7331)

Test Date: 2019-01-15; Ambient Temp: 21.1; Tissue Temp: 22.1

**1 cm space from Body, Right, WLAN(802.11b) Ch. 11, Ant Internal**

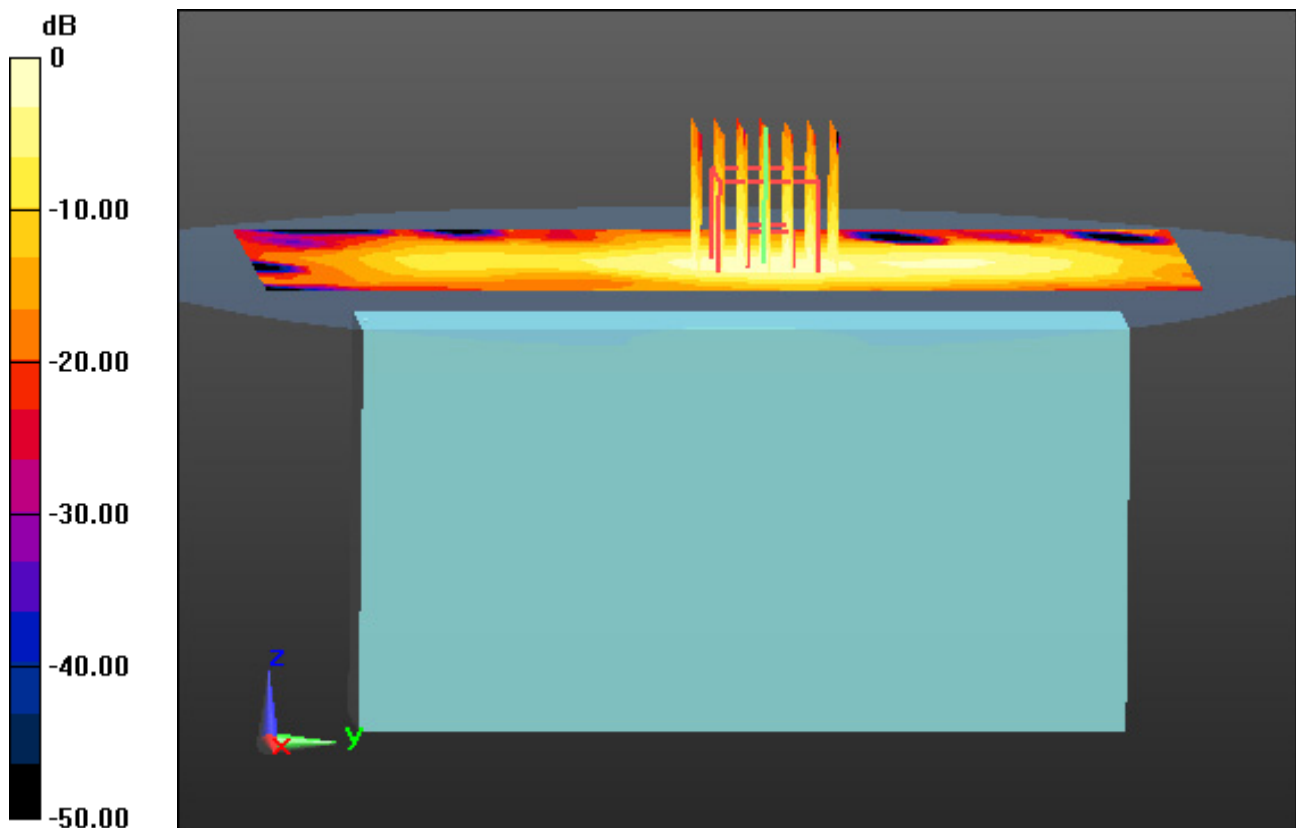
**Area Scan (9x18x1):** Measurement grid: dx=12mm, dy=12mm

**Zoom Scan (7x7x7)/Cube 0:** Measurement grid: dx=5mm, dy=5mm, dz=5mm

Power Drift = -0.04 dB

Peak SAR (extrapolated) = 0.0990 W/kg

**SAR(1 g) = 0.053 W/kg; SAR(10 g) = 0.027 W/kg**



0 dB = 0.0765 W/kg

# DT&C Co., Ltd.

**DUT: EF501R; Type: PDA**

Communication System: UID 0, W-LAN\_5 GHz(FCC) (0); Frequency: 5260 MHz; Duty Cycle: 1:1  
Medium parameters used:  $f = 5260$  MHz;  $\sigma = 5.324$  S/m;  $\epsilon_r = 48.377$ ;  $\rho = 1000$  kg/m<sup>3</sup>  
Phantom section: Flat Section

## **DASY5 Configuration:**

Probe: EX3DV4 - SN3933; ConvF(4.51, 4.51, 4.51); Calibrated: 9/25/2018; Electronics: DAE4 Sn1396  
Sensor-Surface: 1.4mm (Mechanical Surface Detection)  
Phantom: SAM with CRP\_2016\_07\_22\_middle; Type: QD000P40CD; Serial: TP:1786  
Measurement SW: DASY52, Version 52.8 (8); SEMCAD X Version 14.6.10 (7331)

Test Date: 2019-01-16; Ambient Temp: 21.5; Tissue Temp: 22.0

## **Touch from Body, Right, WLAN(802.11a) Ch. 52, Ant Internal**

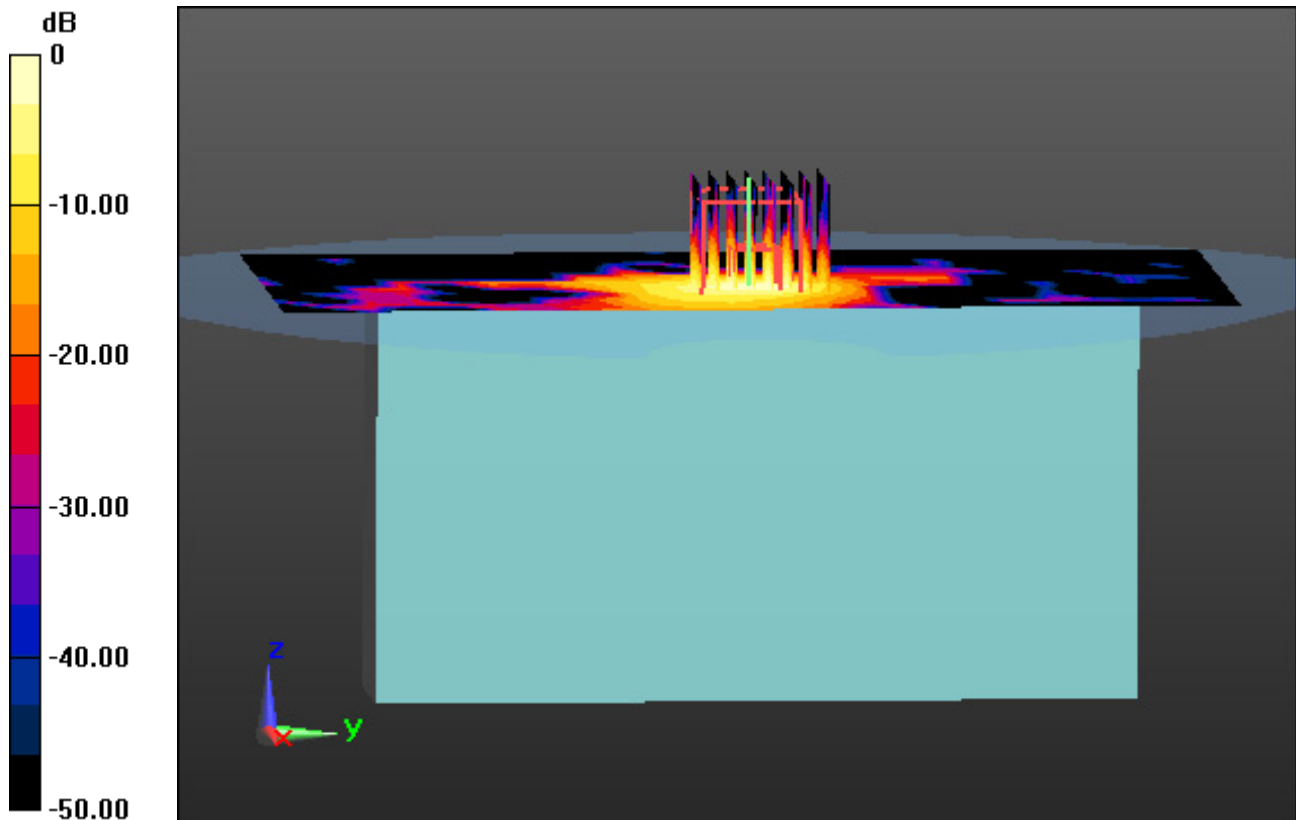
**Area Scan (11x22x1):** Measurement grid: dx=10mm, dy=10mm

**Zoom Scan (8x8x7)/Cube 0:** Measurement grid: dx=4mm, dy=4mm, dz=1.4mm, Graded Ratio: 1.4

Power Drift = -0.03 dB

Peak SAR (extrapolated) = 2.46 W/kg

SAR(1 g) = 0.565 W/kg; SAR(10 g) = 0.163 W/kg



0 dB = 1.37 W/kg

# DT&C Co., Ltd.

**DUT: EF501R; Type: PDA**

Communication System: UID 0, W-LAN\_5 GHz(FCC) (0); Frequency: 5500 MHz; Duty Cycle: 1:1  
Medium parameters used:  $f = 5500$  MHz;  $\sigma = 5.566$  S/m;  $\epsilon_r = 47.733$ ;  $\rho = 1000$  kg/m<sup>3</sup>  
Phantom section: Flat Section

## **DASY5 Configuration:**

Probe: EX3DV4 - SN3933; ConvF(4.14, 4.14, 4.14); Calibrated: 9/25/2018; Electronics: DAE4 Sn1396  
Sensor-Surface: 1.4mm (Mechanical Surface Detection)  
Phantom: SAM with CRP\_2016\_07\_22\_middle; Type: QD000P40CD; Serial: TP:1786  
Measurement SW: DASY52, Version 52.8 (8); SEMCAD X Version 14.6.10 (7331)

Test Date: 2019-01-17; Ambient Temp: 21.0; Tissue Temp: 21.8

## **Touch from Body, Right, WLAN(802.11a) Ch. 100, Ant Internal**

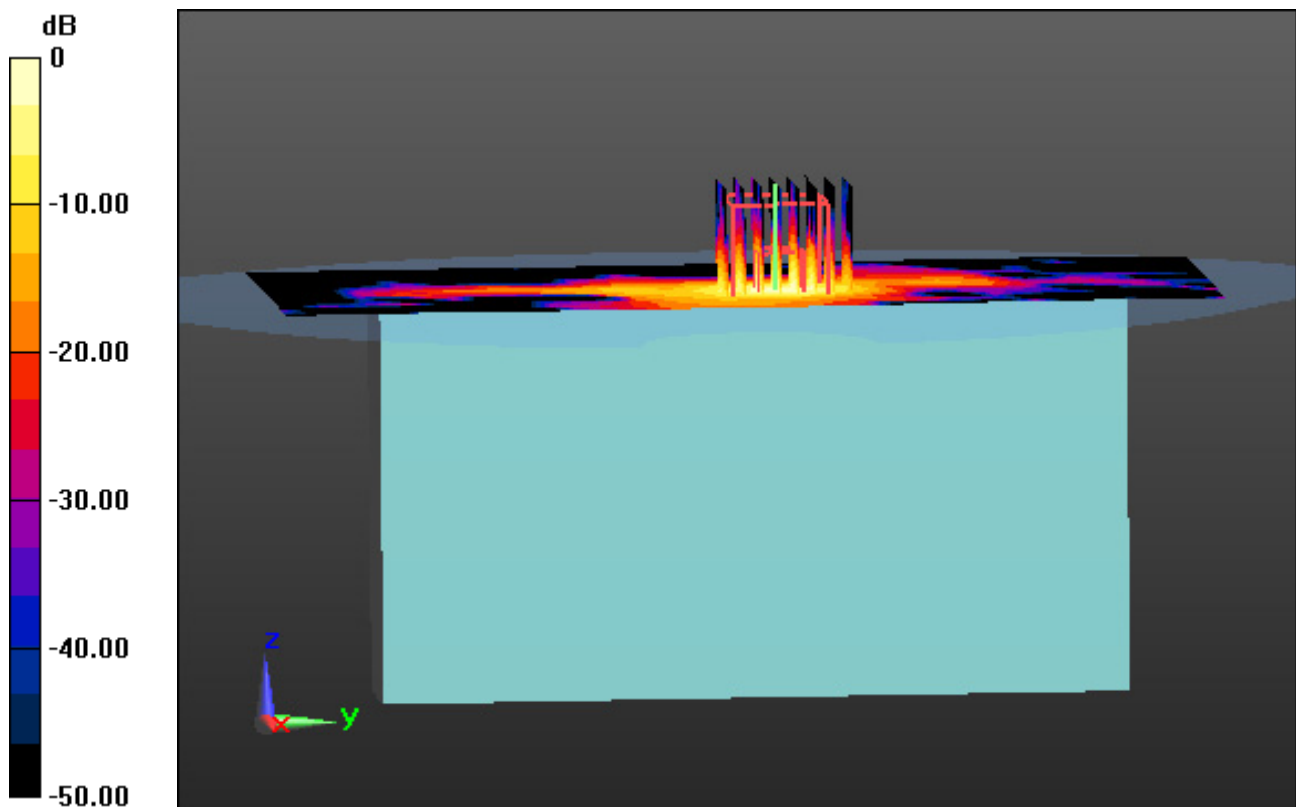
**Area Scan (11x22x1):** Measurement grid: dx=10mm, dy=10mm

**Zoom Scan (8x8x7)/Cube 0:** Measurement grid: dx=4mm, dy=4mm, dz=1.4mm, Graded Ratio: 1.4

Power Drift = -0.00 dB

Peak SAR (extrapolated) = 4.31 W/kg

SAR(1 g) = 0.978 W/kg; SAR(10 g) = 0.268 W/kg



0 dB = 2.53 W/kg

# DT&C Co., Ltd.

**DUT: EF501R; Type: PDA**

Communication System: UID 0, W-LAN\_5 GHz(FCC) (0); Frequency: 5745 MHz; Duty Cycle: 1:1  
Medium parameters used:  $f = 5745$  MHz;  $\sigma = 6.156$  S/m;  $\epsilon_r = 46.755$ ;  $\rho = 1000$  kg/m<sup>3</sup>  
Phantom section: Flat Section

## **DASY5 Configuration:**

Probe: EX3DV4 - SN3933; ConvF(4.1, 4.1, 4.1); Calibrated: 9/25/2018; Electronics: DAE4 Sn1396  
Sensor-Surface: 1.4mm (Mechanical Surface Detection)  
Phantom: SAM with CRP\_2016\_07\_22\_middle; Type: QD000P40CD; Serial: TP:1786  
Measurement SW: DASY52, Version 52.8 (8); SEMCAD X Version 14.6.10 (7331)

Test Date: 2019-01-18; Ambient Temp: 21.3; Tissue Temp: 22.0

## **Touch from Body, Right, WLAN(802.11a) Ch. 149, Ant Internal**

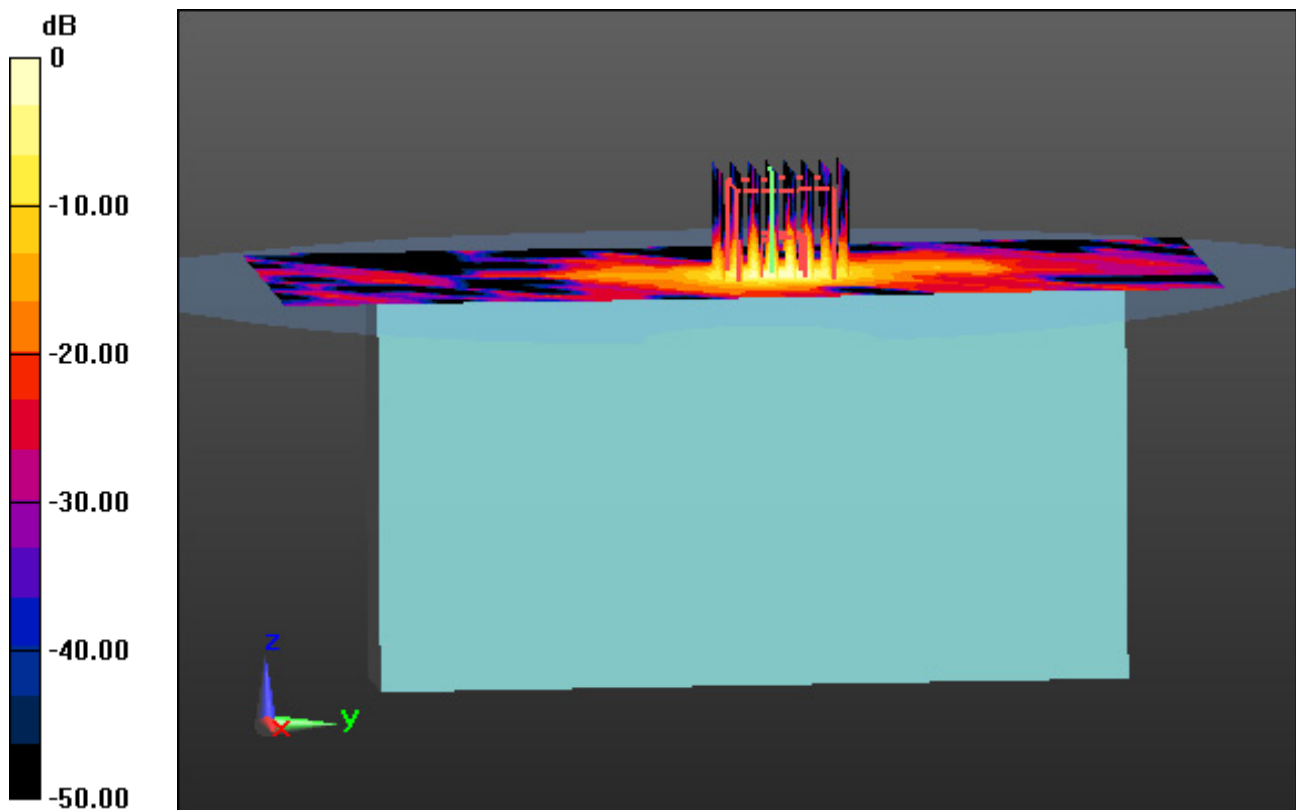
**Area Scan (11x22x1):** Measurement grid: dx=10mm, dy=10mm

**Zoom Scan (8x8x7)/Cube 0:** Measurement grid: dx=4mm, dy=4mm, dz=1.4mm, Graded Ratio: 1.4

Power Drift = -0.13 dB

Peak SAR (extrapolated) = 2.28 W/kg

SAR(1 g) = 0.517 W/kg; SAR(10 g) = 0.137 W/kg



0 dB = 1.31 W/kg