

SAR Plots

- Verification Plots
- SAR Test Plots

DT&C Co., Ltd.

DUT: Dipole 835 MHz; Type: D835V2; Serial: D835V2 - SN:464

Communication System: UID 0, CW (0); Frequency: 835 MHz; Duty Cycle: 1:1
Medium parameters used: $f = 835$ MHz; $\sigma = 0.909$ S/m; $\epsilon_r = 41.785$; $\rho = 1000$ kg/m³

Phantom section: Flat Section

DASY5 Configuration:

Probe: ES3DV3 - SN3327; ConvF(6.49, 6.49, 6.49); Calibrated: 2017-09-18; Electronics: DAE4 Sn1396
Sensor-Surface: 3mm (Mechanical Surface Detection)

Phantom: Twin-SAM V5.0 ; Type: QD 000 P40 CD; Serial: 1679

Measurement SW: DASY52, Version 52.8 (8); SEMCAD X Version 14.6.10 (7331)

Test Date: 2017-10-30; Ambient Temp: 20.3; Tissue Temp: 20.8

835 MHz System Head Verification

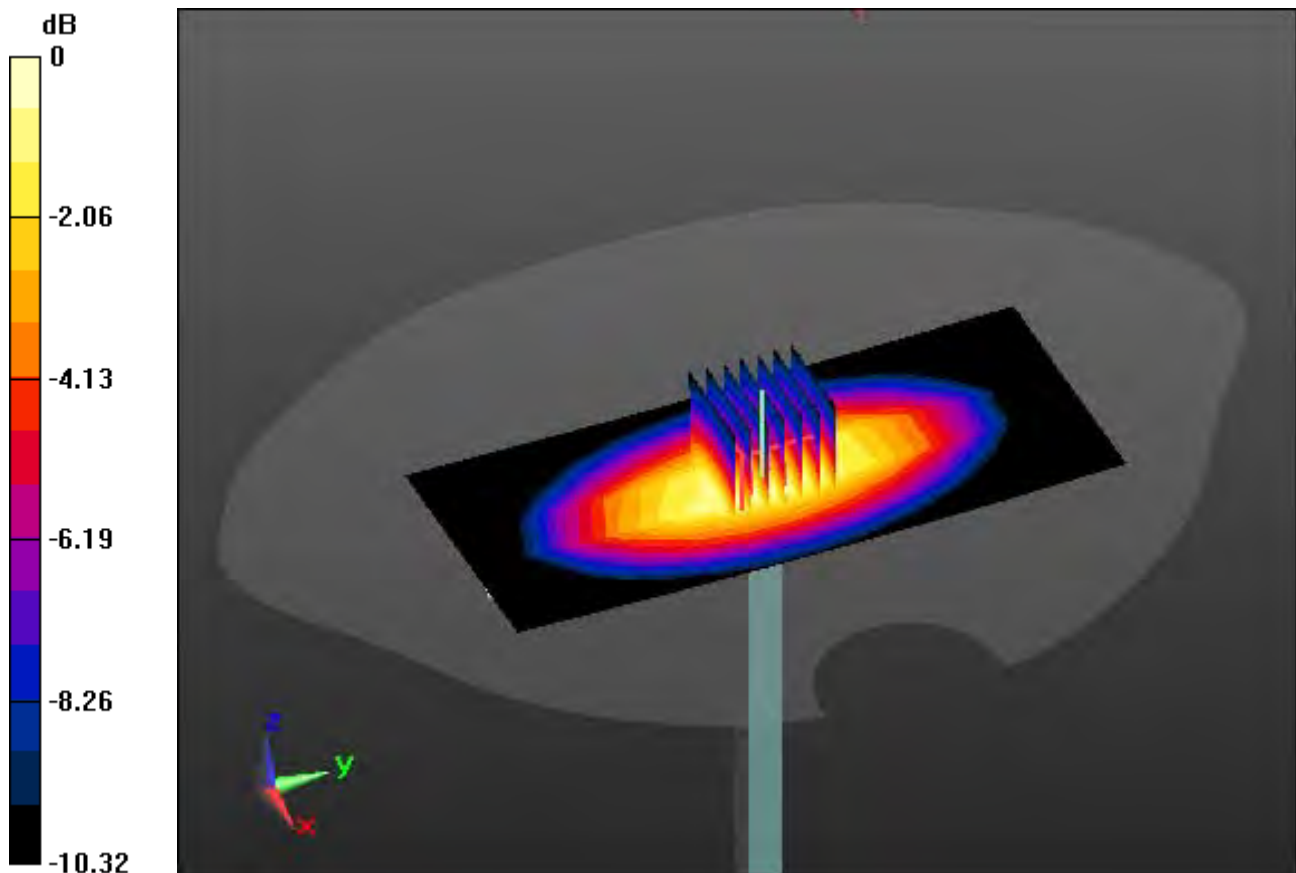
Area Scan (6x13x1): Measurement grid: dx=15mm, dy=15mm

Zoom Scan (7x7x7)/Cube 0: Measurement grid: dx=5mm, dy=5mm, dz=5mm

Power Drift = -0.01 dB

Peak SAR (extrapolated) = 3.42 W/kg

SAR(1 g) = 2.34 W/kg; SAR(10 g) = 1.54 W/kg



0 dB = 2.73 W/kg

DT&C Co., Ltd.

DUT: Dipole 835 MHz; Type: D835V2; Serial: D835V2 - SN:464

Communication System: UID 0, CW (0); Frequency: 835 MHz; Duty Cycle: 1:1
Medium parameters used: $f = 835 \text{ MHz}$; $\sigma = 0.966 \text{ S/m}$; $\epsilon_r = 53.515$; $\rho = 1000 \text{ kg/m}^3$
Phantom section: Flat Section

DASY5 Configuration:

Probe: ES3DV3 - SN3327; ConvF(6.31, 6.31, 6.31); Calibrated: 2017-09-18; Electronics: DAE4 Sn1396
Sensor-Surface: 3mm (Mechanical Surface Detection)
Phantom: Twin-SAM V5.0 ; Type: QD 000 P40 CD; Serial: 1679
Measurement SW: DASY52, Version 52.8 (8); SEMCAD X Version 14.6.10 (7331)

Test Date: 2017-10-30; Ambient Temp: 20.3; Tissue Temp: 21.0

835 MHz System Body Verification

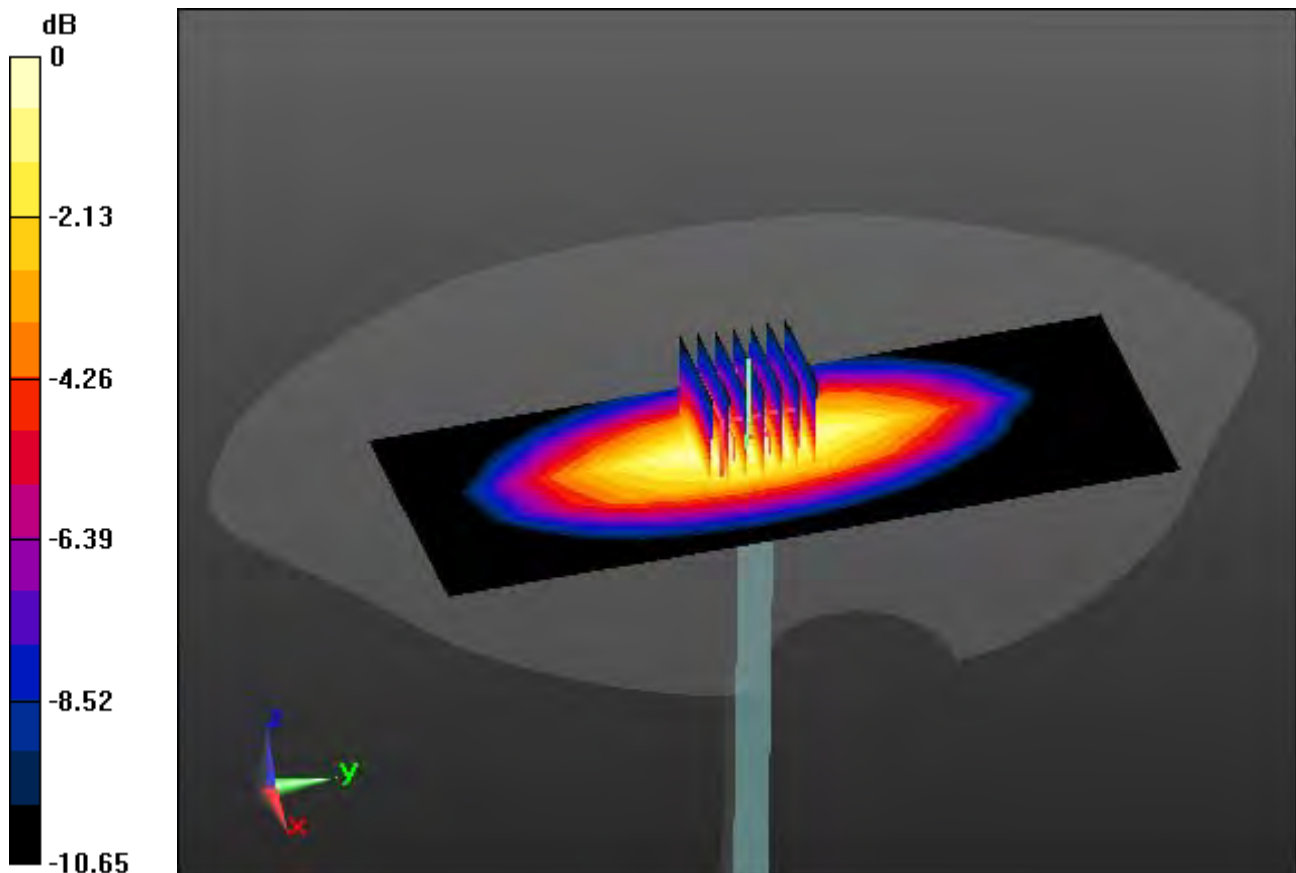
Area Scan (6x15x1): Measurement grid: $dx=15\text{mm}$, $dy=15\text{mm}$

Zoom Scan (7x7x7)/Cube 0: Measurement grid: $dx=5\text{mm}$, $dy=5\text{mm}$, $dz=5\text{mm}$

Power Drift = 0.01 dB

Peak SAR (extrapolated) = 3.51 W/kg

SAR(1 g) = 2.33 W/kg; SAR(10 g) = 1.51 W/kg



0 dB = 2.75 W/kg

DT&C Co., Ltd.

DUT: Dipole 835 MHz; Type: D835V2; Serial: D835V2 - SN:464

Communication System: UID 0, CW (0); Frequency: 835 MHz; Duty Cycle: 1:1
Medium parameters used: $f = 835$ MHz; $\sigma = 0.92$ S/m; $\epsilon_r = 42.514$; $\rho = 1000$ kg/m³
Phantom section: Flat Section

DASY5 Configuration:

Probe: ES3DV3 - SN3327; ConvF(6.49, 6.49, 6.49); Calibrated: 2017-09-18; Electronics: DAE4 Sn1396
Sensor-Surface: 3mm (Mechanical Surface Detection)
Phantom: Twin-SAM V5.0 ; Type: QD 000 P40 CD; Serial: 1679
Measurement SW: DASY52, Version 52.8 (8); SEMCAD X Version 14.6.10 (7331)

Test Date: 2017-11-01; Ambient Temp: 21.5; Tissue Temp: 21.9

835 MHz System Head Verification

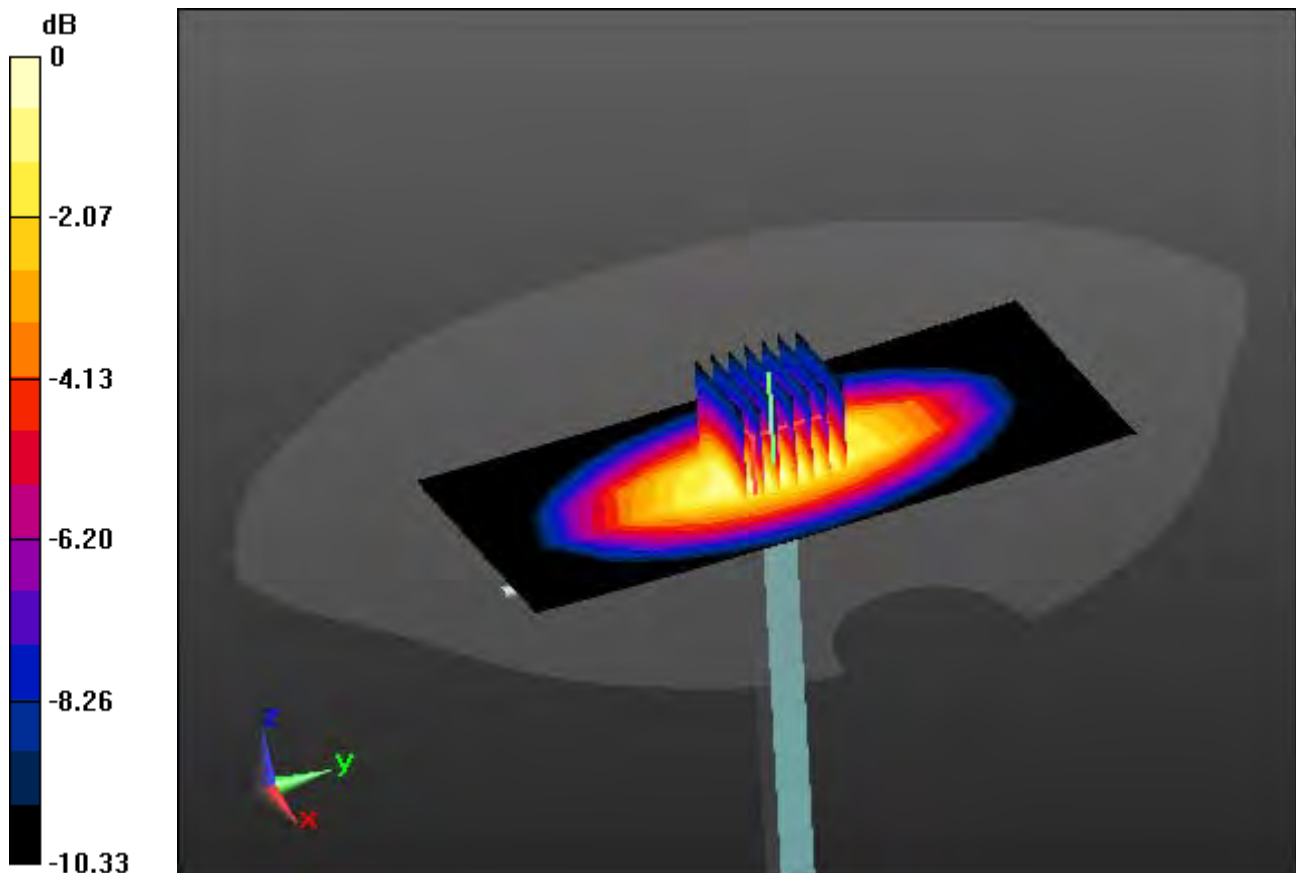
Area Scan (6x13x1): Measurement grid: dx=15mm, dy=15mm

Zoom Scan (7x7x7)/Cube 0: Measurement grid: dx=5mm, dy=5mm, dz=5mm

Power Drift = -0.03 dB

Peak SAR (extrapolated) = 3.46 W/kg

SAR(1 g) = 2.37 W/kg; SAR(10 g) = 1.56 W/kg



0 dB = 2.77 W/kg

DT&C Co., Ltd.

DUT: Dipole 835 MHz; Type: D835V2; Serial: D835V2 - SN:464

Communication System: UID 0, CW (0); Frequency: 835 MHz; Duty Cycle: 1:1
Medium parameters used: $f = 835$ MHz; $\sigma = 0.969$ S/m; $\epsilon_r = 53.847$; $\rho = 1000$ kg/m³

Phantom section: Flat Section

DASY5 Configuration:

Probe: ES3DV3 - SN3327; ConvF(6.31, 6.31, 6.31); Calibrated: 2017-09-18; Electronics: DAE4 Sn1396
Sensor-Surface: 3mm (Mechanical Surface Detection)

Phantom: Twin-SAM V5.0 ; Type: QD 000 P40 CD; Serial: 1679

Measurement SW: DASY52, Version 52.8 (8); SEMCAD X Version 14.6.10 (7331)

Test Date: 2017-11-01; Ambient Temp: 21.5; Tissue Temp: 21.7

835 MHz System Body Verification

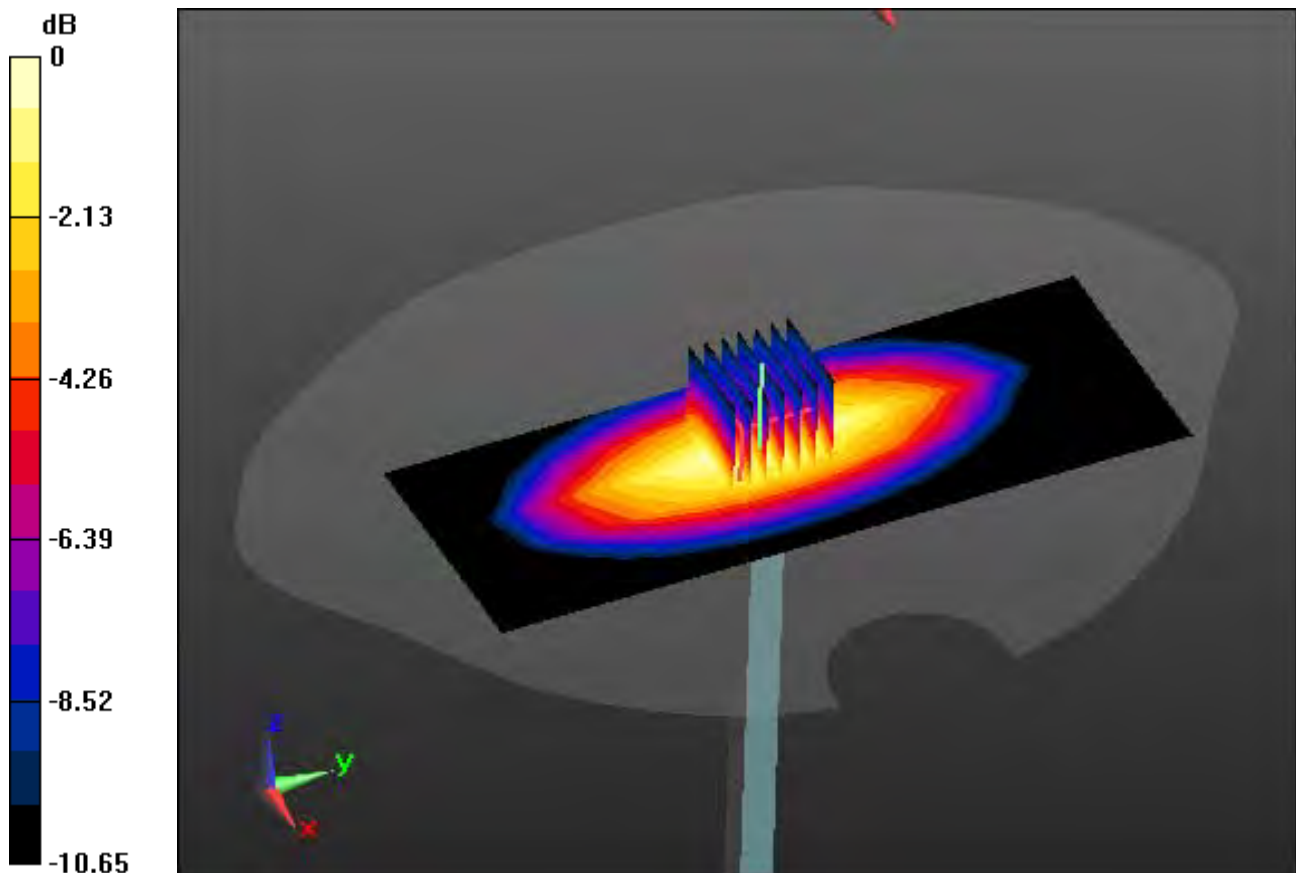
Area Scan (6x15x1): Measurement grid: dx=15mm, dy=15mm

Zoom Scan (7x7x7)/Cube 0: Measurement grid: dx=5mm, dy=5mm, dz=5mm

Power Drift = 0.04 dB

Peak SAR (extrapolated) = 3.52 W/kg

SAR(1 g) = 2.34 W/kg; SAR(10 g) = 1.51 W/kg



0 dB = 2.76 W/kg

DT&C Co., Ltd.

DUT: Dipole 835 MHz; Type: D835V2; Serial: D835V2 - SN:464

Communication System: UID 0, CW (0); Frequency: 835 MHz; Duty Cycle: 1:1
Medium parameters used: $f = 835$ MHz; $\sigma = 0.915$ S/m; $\epsilon_r = 42.321$; $\rho = 1000$ kg/m³

Phantom section: Flat Section

DASY5 Configuration:

Probe: ES3DV3 - SN3327; ConvF(6.49, 6.49, 6.49); Calibrated: 2017-09-18; Electronics: DAE4 Sn1396
Sensor-Surface: 3mm (Mechanical Surface Detection)

Phantom: Twin-SAM V5.0 ; Type: QD 000 P40 CD; Serial: 1679

Measurement SW: DASY52, Version 52.8 (8); SEMCAD X Version 14.6.10 (7331)

Test Date: 2017-11-07; Ambient Temp: 21.1; Tissue Temp: 21.5

835 MHz System Head Verification

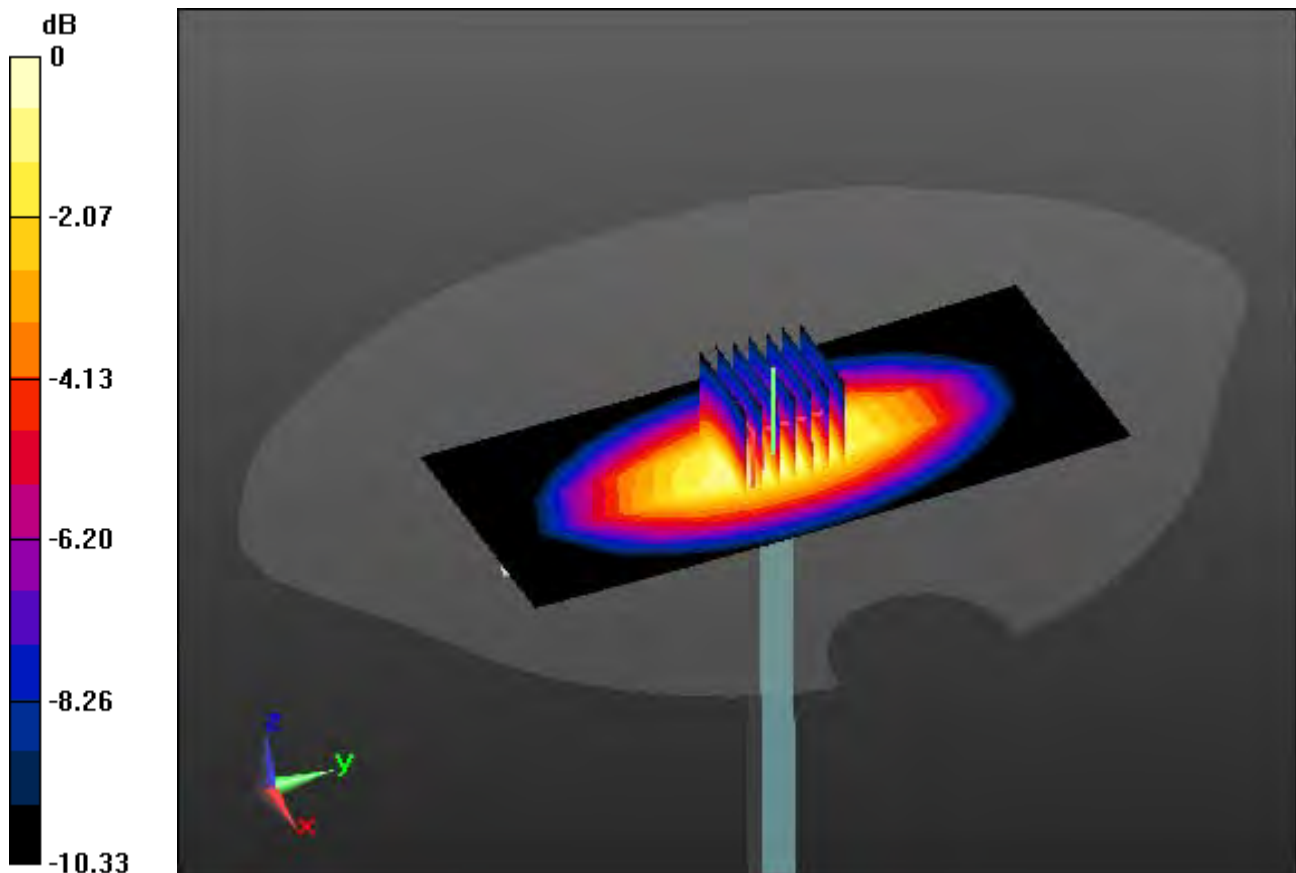
Area Scan (6x13x1): Measurement grid: dx=15mm, dy=15mm

Zoom Scan (7x7x7)/Cube 0: Measurement grid: dx=5mm, dy=5mm, dz=5mm

Power Drift = -0.05 dB

Peak SAR (extrapolated) = 3.44 W/kg

SAR(1 g) = 2.36 W/kg; SAR(10 g) = 1.55 W/kg



0 dB = 2.75 W/kg

DT&C Co., Ltd.

DUT: Dipole 835 MHz; Type: D835V2; Serial: D835V2 - SN:464

Communication System: UID 0, CW (0); Frequency: 835 MHz; Duty Cycle: 1:1
Medium parameters used: $f = 835$ MHz; $\sigma = 1.005$ S/m; $\epsilon_r = 54.184$; $\rho = 1000$ kg/m³

Phantom section: Flat Section

DASY5 Configuration:

Probe: ES3DV3 - SN3327; ConvF(6.31, 6.31, 6.31); Calibrated: 2017-09-18; Electronics: DAE4 Sn1396
Sensor-Surface: 3mm (Mechanical Surface Detection)
Phantom: Twin-SAM V5.0 ; Type: QD 000 P40 CD; Serial: 1679
Measurement SW: DASY52, Version 52.8 (8); SEMCAD X Version 14.6.10 (7331)

Test Date: 2017-11-07; Ambient Temp: 21.1; Tissue Temp: 21.3

835 MHz System Body Verification

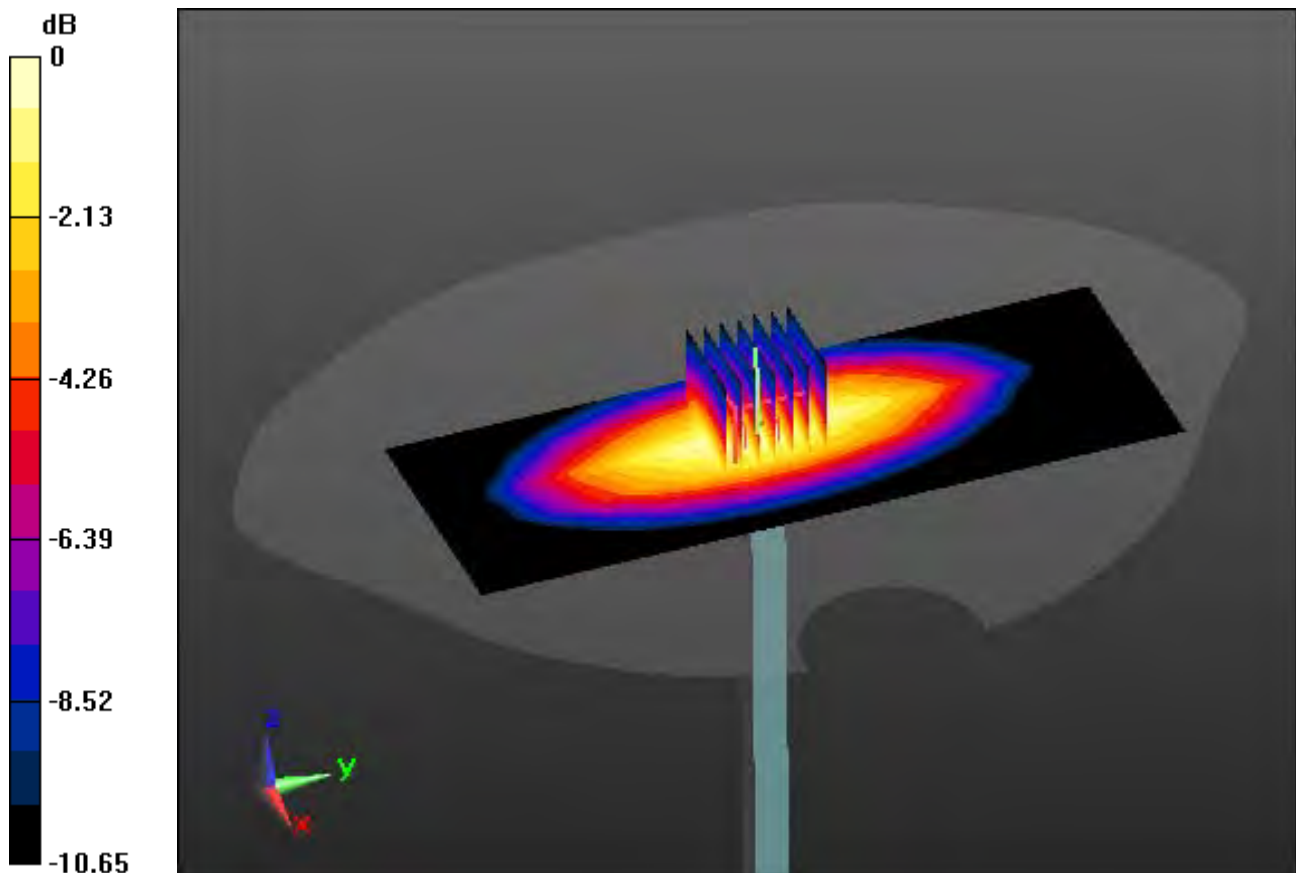
Area Scan (6x15x1): Measurement grid: dx=15mm, dy=15mm

Zoom Scan (7x7x7)/Cube 0: Measurement grid: dx=5mm, dy=5mm, dz=5mm

Power Drift = 0.03 dB

Peak SAR (extrapolated) = 3.65 W/kg

SAR(1 g) = 2.42 W/kg; SAR(10 g) = 1.57 W/kg



0 dB = 2.86 W/kg

DT&C Co., Ltd.

DUT: Dipole 1800 MHz; Type: D1800V2; Serial: D1800V2 - SN:2d047

Communication System: UID 0, CW (0); Frequency: 1800 MHz; Duty Cycle: 1:1
Medium parameters used: $f = 1800$ MHz; $\sigma = 1.397$ S/m; $\epsilon_r = 40.775$; $\rho = 1000$ kg/m³
Phantom section: Flat Section

DASY5 Configuration:

Probe: ES3DV3 - SN3327; ConvF(5.56, 5.56, 5.56); Calibrated: 2017-09-18; Electronics: DAE4 Sn1396
Sensor-Surface: 3mm (Mechanical Surface Detection)
Phantom: Twin-SAM V5.0 ; Type: QD 000 P40 CD; Serial: 1679
Measurement SW: DASY52, Version 52.8 (8); SEMCAD X Version 14.6.10 (7331)

Test Date: 2017-11-06; Ambient Temp: 21.3; Tissue Temp: 21.5

1800 MHz System Head Verification

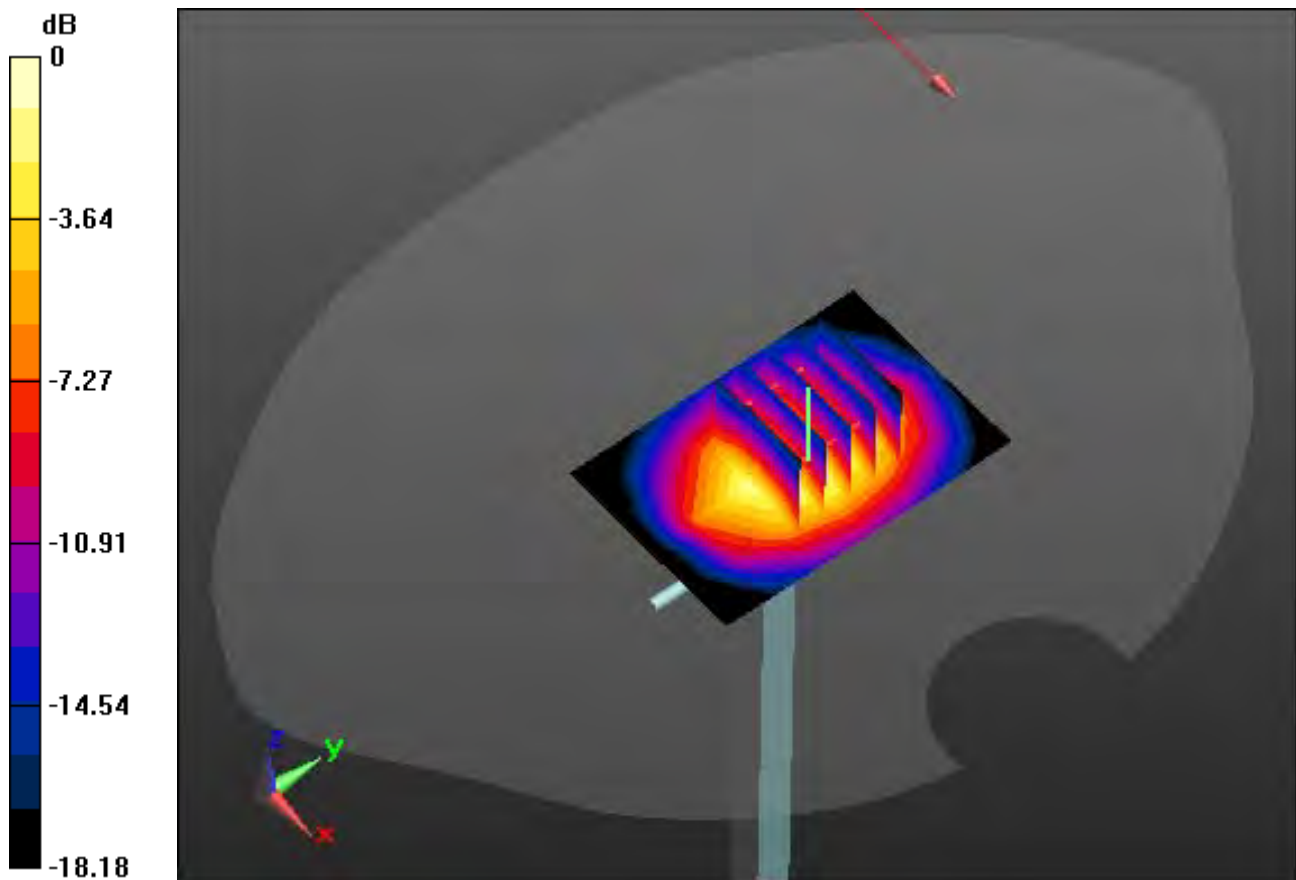
Area Scan (5x7x1): Measurement grid: dx=15mm, dy=15mm

Zoom Scan (5x5x7)/Cube 0: Measurement grid: dx=8mm, dy=8mm, dz=5mm

Power Drift = -0.05 dB

Peak SAR (extrapolated) = 16.3 W/kg

SAR(1 g) = 9.27 W/kg; SAR(10 g) = 4.84 W/kg



0 dB = 11.6 W/kg

DT&C Co., Ltd.

DUT: Dipole 1800 MHz; Type: D1800V2; Serial: D1800V2 - SN:2d047

Communication System: UID 0, CW (0); Frequency: 1800 MHz; Duty Cycle: 1:1
Medium parameters used: $f = 1800$ MHz; $\sigma = 1.577$ S/m; $\epsilon_r = 51.487$; $\rho = 1000$ kg/m³

Phantom section: Flat Section

DASY5 Configuration:

Probe: ES3DV3 - SN3327; ConvF(5.18, 5.18, 5.18); Calibrated: 2017-09-18; Electronics: DAE4 Sn1396
Sensor-Surface: 3mm (Mechanical Surface Detection)
Phantom: Twin-SAM V5.0 ; Type: QD 000 P40 CD; Serial: 1679
Measurement SW: DASY52, Version 52.8 (8); SEMCAD X Version 14.6.10 (7331)

Test Date: 2017-11-06; Ambient Temp: 21.3; Tissue Temp: 21.6

1800 MHz System Body Verification

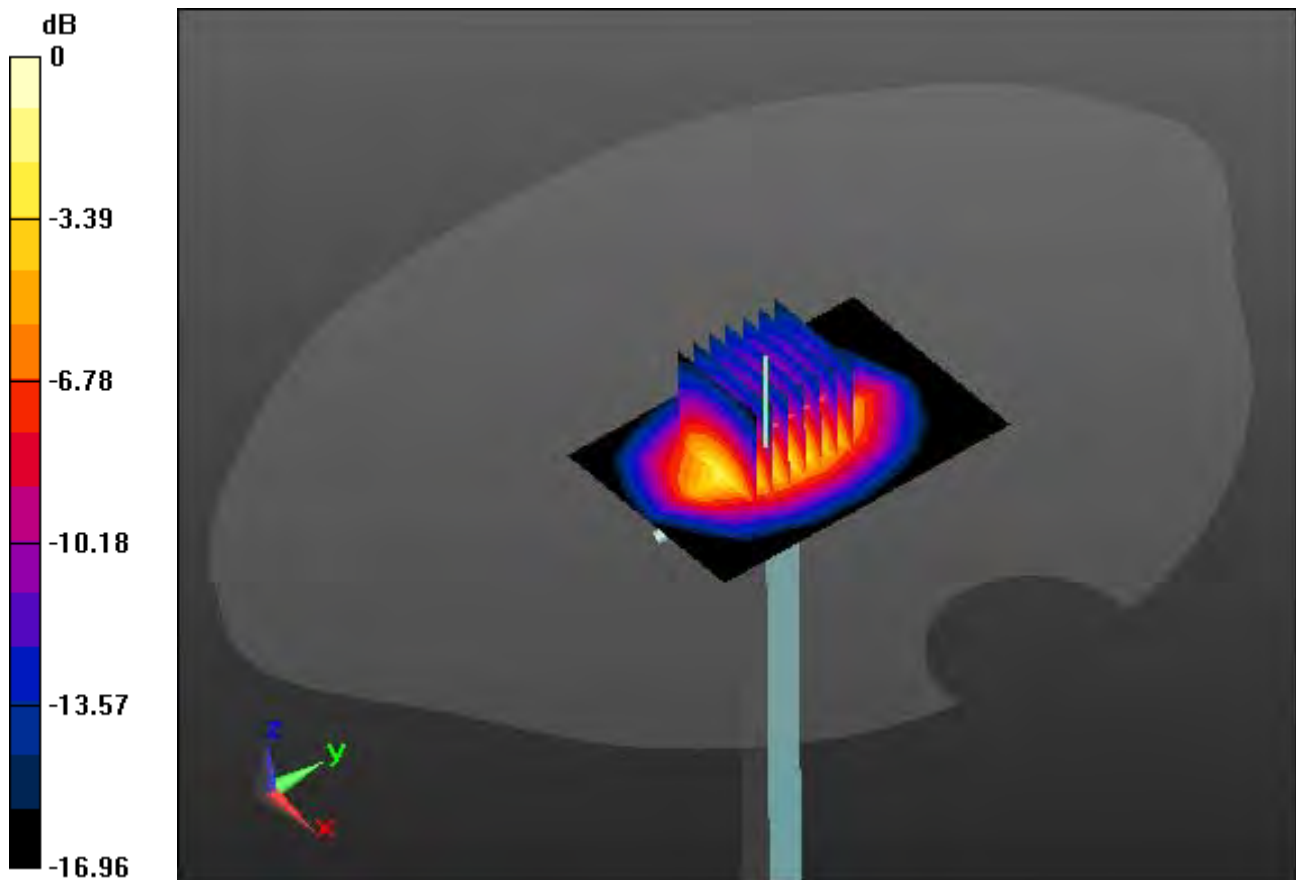
Area Scan (5x7x1): Measurement grid: dx=15mm, dy=15mm

Zoom Scan (7x7x7)/Cube 0: Measurement grid: dx=5mm, dy=5mm, dz=5mm

Power Drift = 0.05 dB

Peak SAR (extrapolated) = 17.0 W/kg

SAR(1 g) = 9.43 W/kg; SAR(10 g) = 4.9 W/kg



0 dB = 11.9 W/kg

DT&C Co., Ltd.

DUT: Dipole 1900 MHz; Type: D1900V2; Serial: D1900V2 - SN:5d029

Communication System: UID 0, CW (0); Frequency: 1900 MHz; Duty Cycle: 1:1
Medium parameters used: $f = 1900$ MHz; $\sigma = 1.41$ S/m; $\epsilon_r = 41.425$; $\rho = 1000$ kg/m³
Phantom section: Flat Section

DASY5 Configuration:

Probe: ES3DV3 - SN3327; ConvF(5.29, 5.29, 5.29); Calibrated: 2017-09-18; Electronics: DAE4 Sn1396
Sensor-Surface: 3mm (Mechanical Surface Detection)
Phantom: Twin-SAM V5.0 ; Type: QD 000 P40 CD; Serial: 1679
Measurement SW: DASY52, Version 52.8 (8); SEMCAD X Version 14.6.10 (7331)

Test Date: 2017-10-31; Ambient Temp: 20.5; Tissue Temp: 20.7

1900 MHz System Head Verification

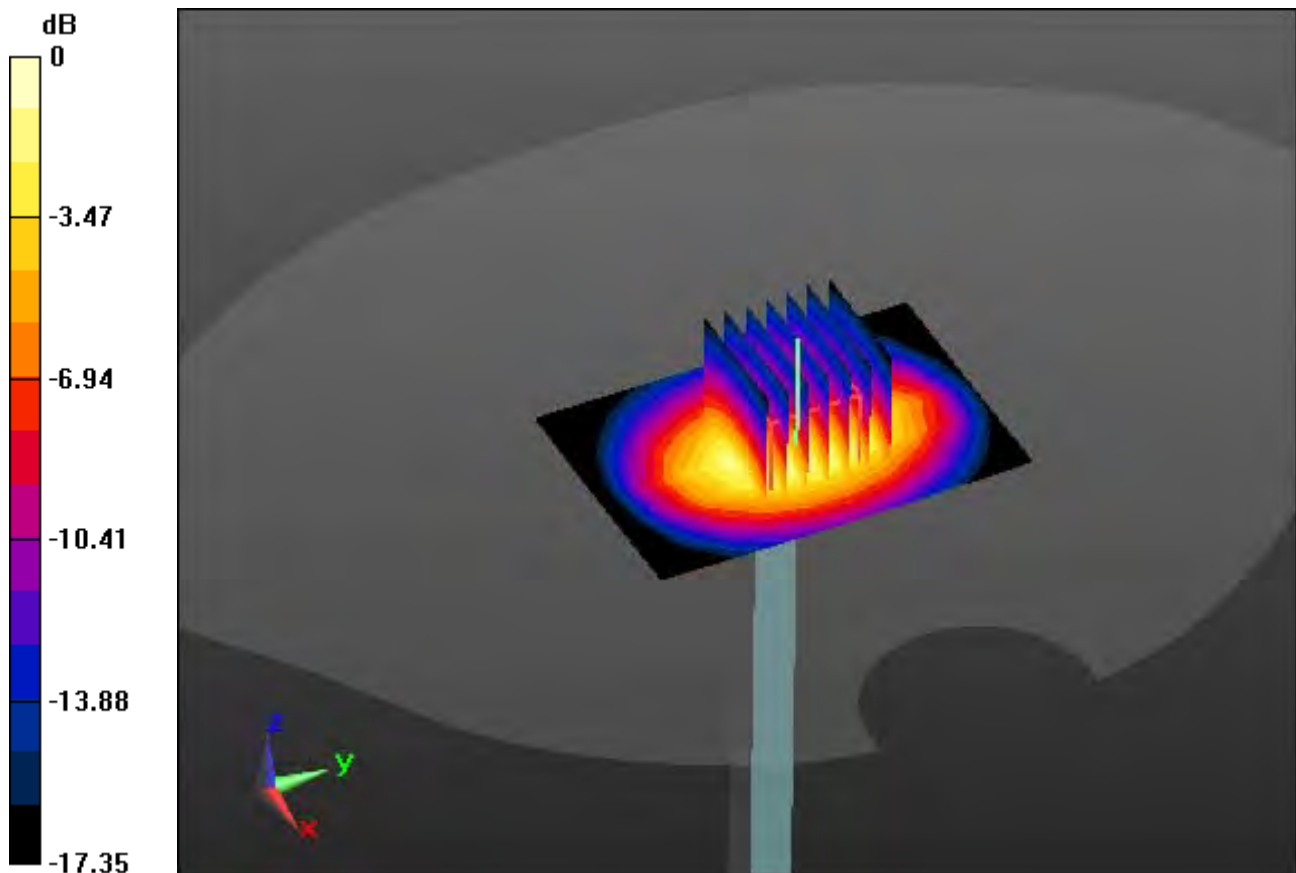
Area Scan (7x10x1): Measurement grid: dx=10mm, dy=10mm

Zoom Scan (7x7x7)/Cube 0: Measurement grid: dx=5mm, dy=5mm, dz=5mm

Power Drift = 0.02 dB

Peak SAR (extrapolated) = 16.8 W/kg

SAR(1 g) = 9.25 W/kg; SAR(10 g) = 4.89 W/kg



0 dB = 11.7 W/kg

DT&C Co., Ltd.

DUT: Dipole 1900 MHz; Type: D1900V2; Serial: D1900V2 - SN:5d029

Communication System: UID 0, CW (0); Frequency: 1900 MHz; Duty Cycle: 1:1
Medium parameters used: $f = 1900$ MHz; $\sigma = 1.558$ S/m; $\epsilon_r = 53.066$; $\rho = 1000$ kg/m³

Phantom section: Flat Section

DASY5 Configuration:

Probe: ES3DV3 - SN3327; ConvF(4.92, 4.92, 4.92); Calibrated: 2017-09-18; Electronics: DAE4 Sn1396
Sensor-Surface: 3mm (Mechanical Surface Detection)
Phantom: Twin-SAM V5.0 ; Type: QD 000 P40 CD; Serial: 1679
Measurement SW: DASY52, Version 52.8 (8); SEMCAD X Version 14.6.10 (7331)

Test Date: 2017-10-31; Ambient Temp: 20.5; Tissue Temp: 20.8

1900 MHz System Body Verification

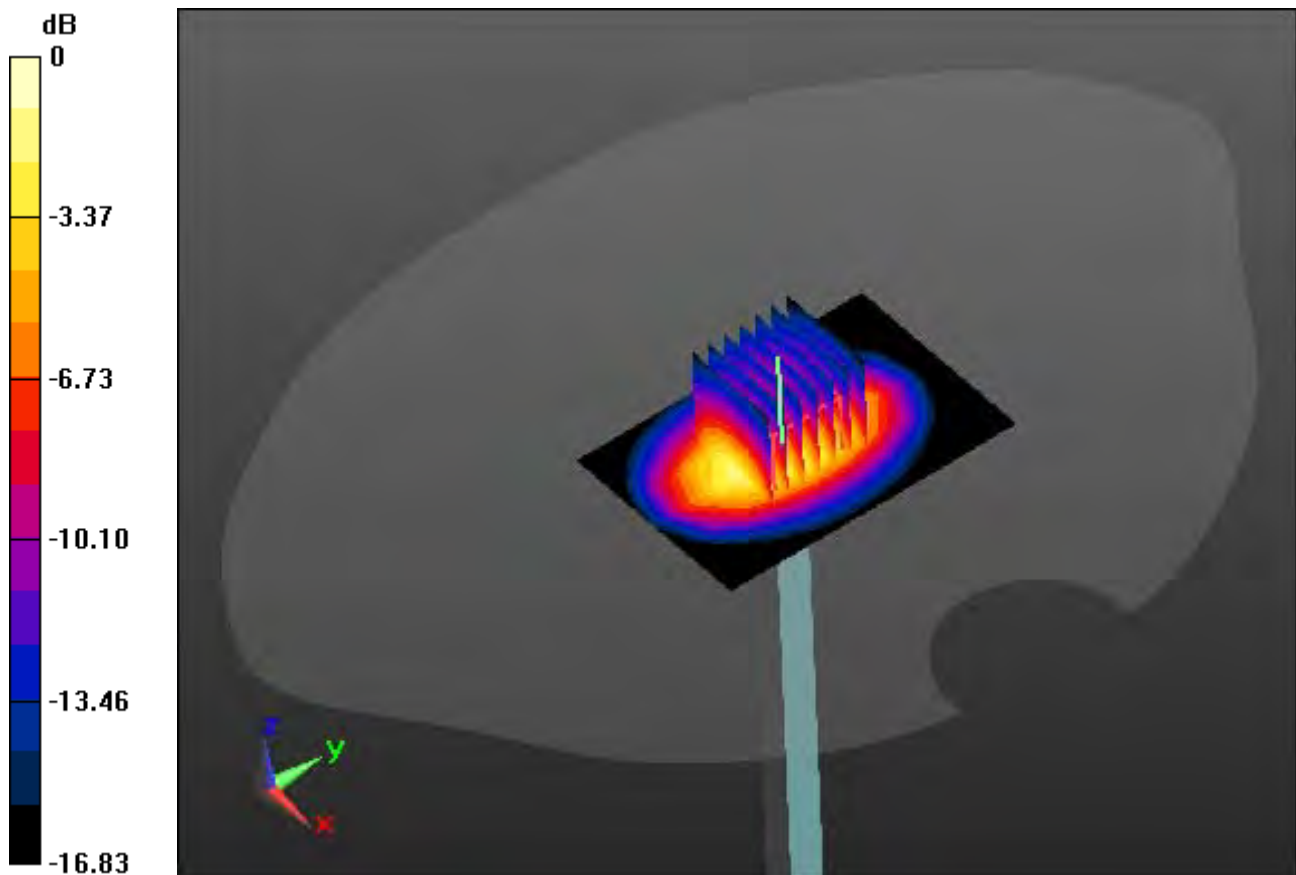
Area Scan (7x10x1): Measurement grid: dx=10mm, dy=10mm

Zoom Scan (7x7x7)/Cube 0: Measurement grid: dx=5mm, dy=5mm, dz=5mm

Power Drift = 0.05 dB

Peak SAR (extrapolated) = 16.8 W/kg

SAR(1 g) = 9.49 W/kg; SAR(10 g) = 4.96 W/kg



0 dB = 11.8 W/kg

DT&C Co., Ltd.

DUT: Dipole 1900 MHz; Type: D1900V2; Serial: D1900V2 - SN:5d029

Communication System: UID 0, CW (0); Frequency: 1900 MHz; Duty Cycle: 1:1
Medium parameters used: $f = 1900$ MHz; $\sigma = 1.399$ S/m; $\epsilon_r = 40.288$; $\rho = 1000$ kg/m³
Phantom section: Flat Section

DASY5 Configuration:

Probe: ES3DV3 - SN3327; ConvF(5.29, 5.29, 5.29); Calibrated: 2017-09-18; Electronics: DAE4 Sn1396
Sensor-Surface: 3mm (Mechanical Surface Detection)
Phantom: Twin-SAM V5.0 ; Type: QD 000 P40 CD; Serial: 1679
Measurement SW: DASY52, Version 52.8 (8); SEMCAD X Version 14.6.10 (7331)

Test Date: 2017-11-02; Ambient Temp: 21.8; Tissue Temp: 22.2

1900 MHz System Head Verification

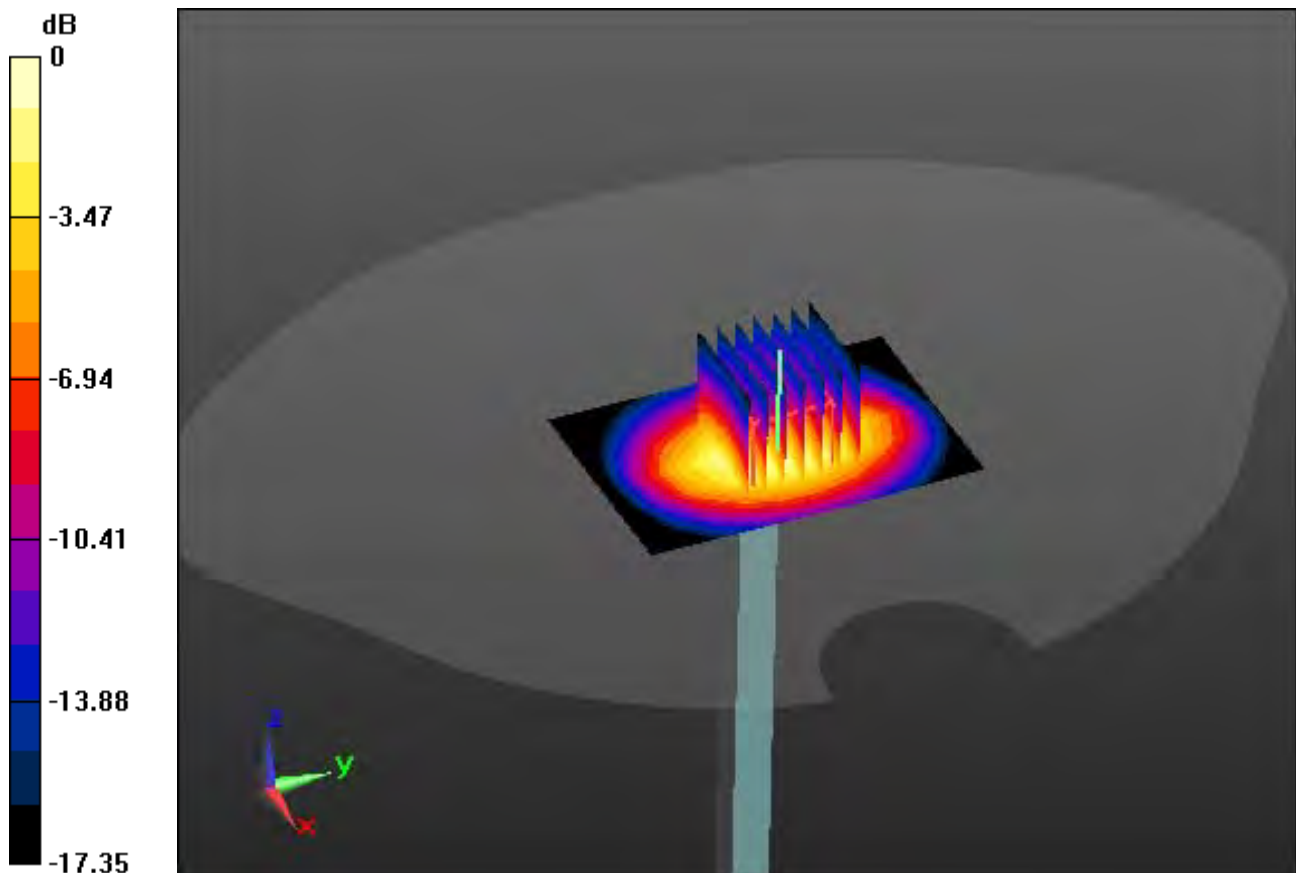
Area Scan (7x10x1): Measurement grid: dx=10mm, dy=10mm

Zoom Scan (7x7x7)/Cube 0: Measurement grid: dx=5mm, dy=5mm, dz=5mm

Power Drift = -0.04 dB

Peak SAR (extrapolated) = 16.6 W/kg

SAR(1 g) = 9.18 W/kg; SAR(10 g) = 4.86 W/kg



0 dB = 11.6 W/kg

DT&C Co., Ltd.

DUT: Dipole 1900 MHz; Type: D1900V2; Serial: D1900V2 - SN:5d029

Communication System: UID 0, CW (0); Frequency: 1900 MHz; Duty Cycle: 1:1
Medium parameters used: $f = 1900$ MHz; $\sigma = 1.554$ S/m; $\epsilon_r = 52.884$; $\rho = 1000$ kg/m³
Phantom section: Flat Section

DASY5 Configuration:

Probe: ES3DV3 - SN3327; ConvF(4.92, 4.92, 4.92); Calibrated: 2017-09-18; Electronics: DAE4 Sn1396
Sensor-Surface: 3mm (Mechanical Surface Detection)
Phantom: Twin-SAM V5.0 ; Type: QD 000 P40 CD; Serial: 1679
Measurement SW: DASY52, Version 52.8 (8); SEMCAD X Version 14.6.10 (7331)

Test Date: 2017-11-02; Ambient Temp: 21.8; Tissue Temp: 22.0

1900 MHz System Body Verification

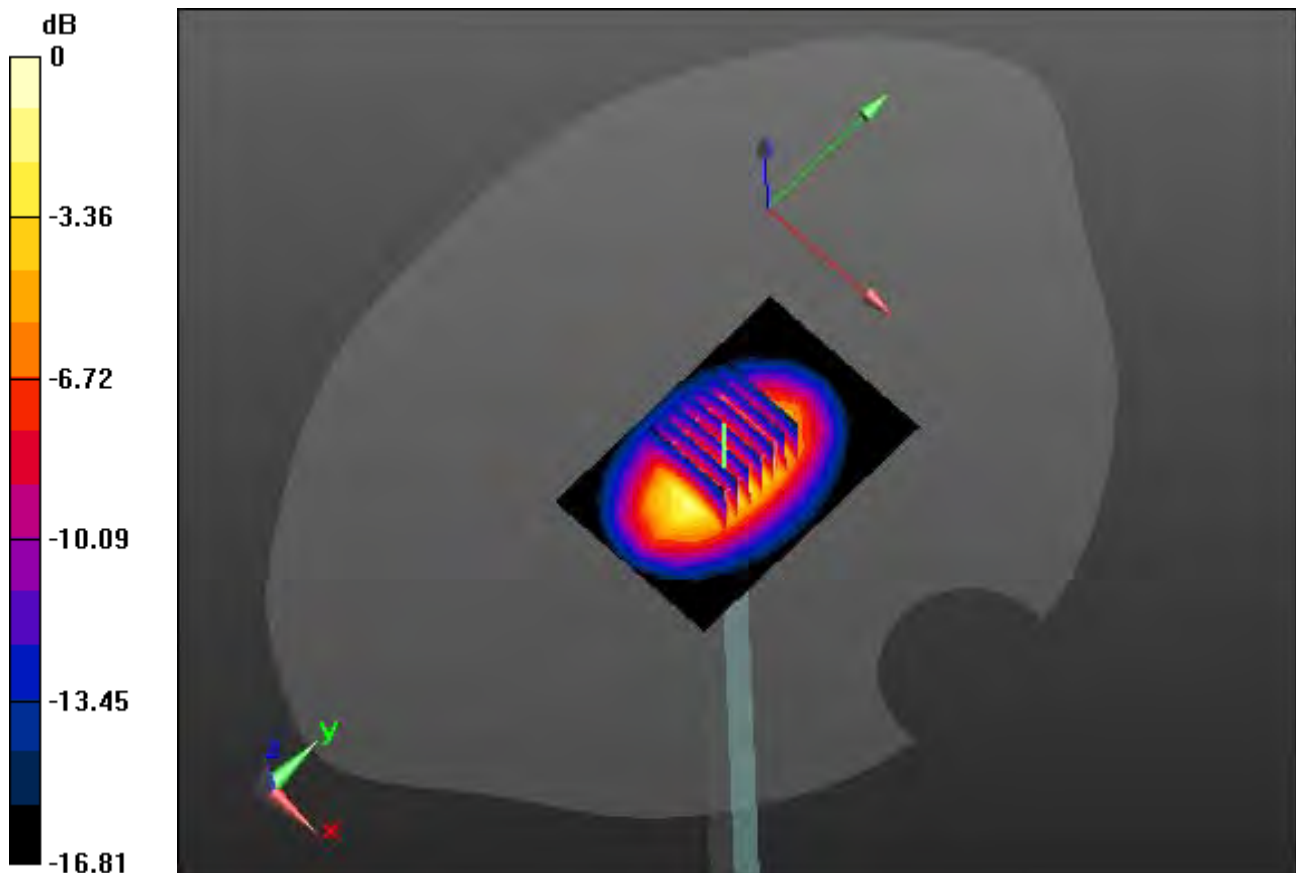
Area Scan (7x10x1): Measurement grid: dx=10mm, dy=10mm

Zoom Scan (7x7x7)/Cube 0: Measurement grid: dx=5mm, dy=5mm, dz=5mm

Power Drift = 0.01 dB

Peak SAR (extrapolated) = 16.7 W/kg

SAR(1 g) = 9.47 W/kg; SAR(10 g) = 4.95 W/kg



0 dB = 11.7 W/kg

DT&C Co., Ltd.

DUT: Dipole 1900 MHz; Type: D1900V2; Serial: D1900V2 - SN:5d029

Communication System: UID 0, CW (0); Frequency: 1900 MHz; Duty Cycle: 1:1
Medium parameters used: $f = 1900$ MHz; $\sigma = 1.435$ S/m; $\epsilon_r = 39.901$; $\rho = 1000$ kg/m³

Phantom section: Flat Section

DASY5 Configuration:

Probe: ES3DV3 - SN3327; ConvF(5.29, 5.29, 5.29); Calibrated: 2017-09-18; Electronics: DAE4 Sn1396
Sensor-Surface: 3mm (Mechanical Surface Detection)
Phantom: Twin-SAM V5.0 ; Type: QD 000 P40 CD; Serial: 1679
Measurement SW: DASY52, Version 52.8 (8); SEMCAD X Version 14.6.10 (7331)

Test Date: 2017-11-03; Ambient Temp: 22.0; Tissue Temp: 22.6

1900 MHz System Head Verification

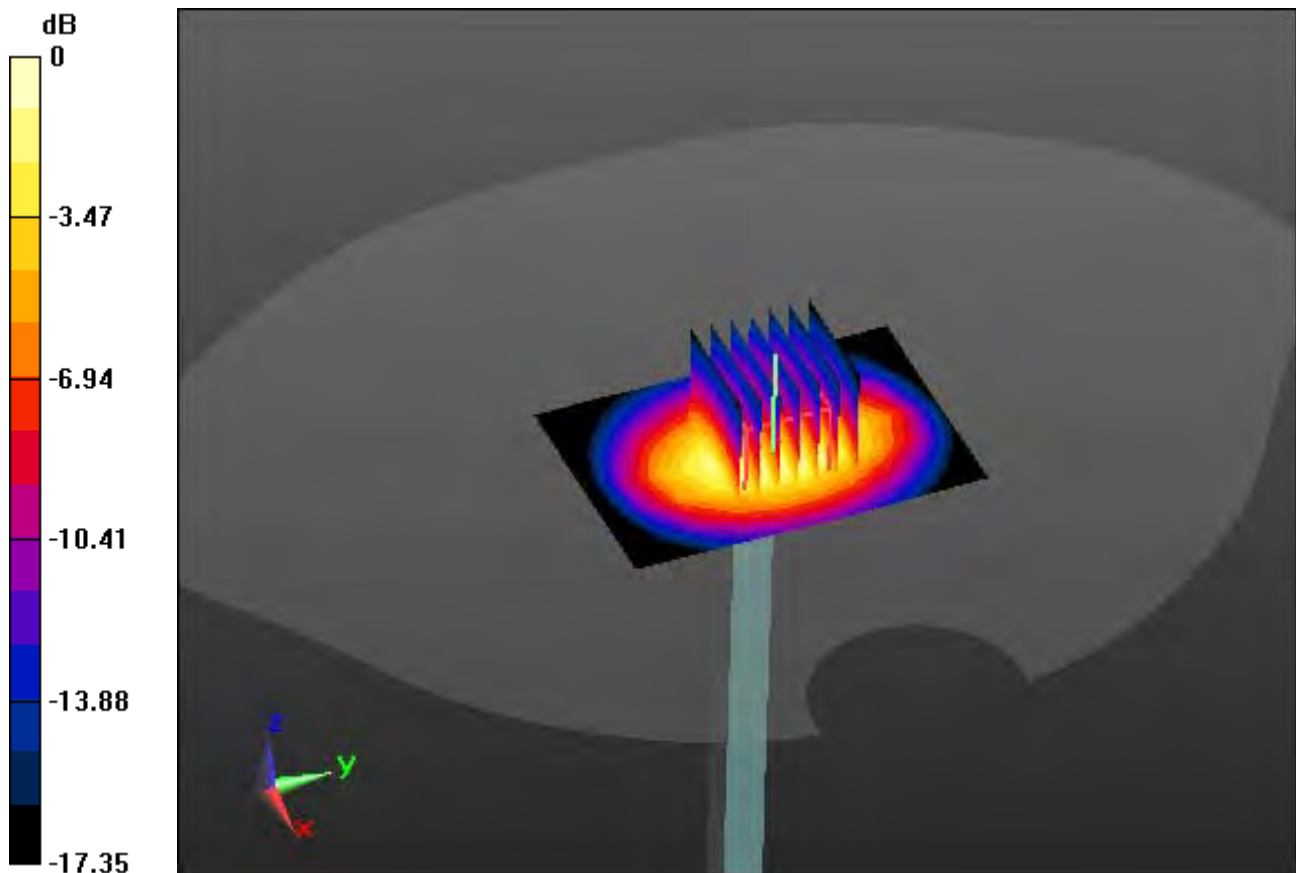
Area Scan (7x10x1): Measurement grid: dx=10mm, dy=10mm

Zoom Scan (7x7x7)/Cube 0: Measurement grid: dx=5mm, dy=5mm, dz=5mm

Power Drift = -0.01 dB

Peak SAR (extrapolated) = 17.1 W/kg

SAR(1 g) = 9.41 W/kg; SAR(10 g) = 4.98 W/kg



0 dB = 11.9 W/kg

DT&C Co., Ltd.

DUT: Dipole 1900 MHz; Type: D1900V2; Serial: D1900V2 - SN:5d029

Communication System: UID 0, CW (0); Frequency: 1900 MHz; Duty Cycle: 1:1
Medium parameters used: $f = 1900$ MHz; $\sigma = 1.542$ S/m; $\epsilon_r = 51.817$; $\rho = 1000$ kg/m³

Phantom section: Flat Section

DASY5 Configuration:

Probe: ES3DV3 - SN3327; ConvF(4.92, 4.92, 4.92); Calibrated: 2017-09-18; Electronics: DAE4 Sn1396
Sensor-Surface: 3mm (Mechanical Surface Detection)
Phantom: Twin-SAM V5.0 ; Type: QD 000 P40 CD; Serial: 1679
Measurement SW: DASY52, Version 52.8 (8); SEMCAD X Version 14.6.10 (7331)

Test Date: 2017-11-03; Ambient Temp: 22.0; Tissue Temp: 22.3

1900 MHz System Body Verification

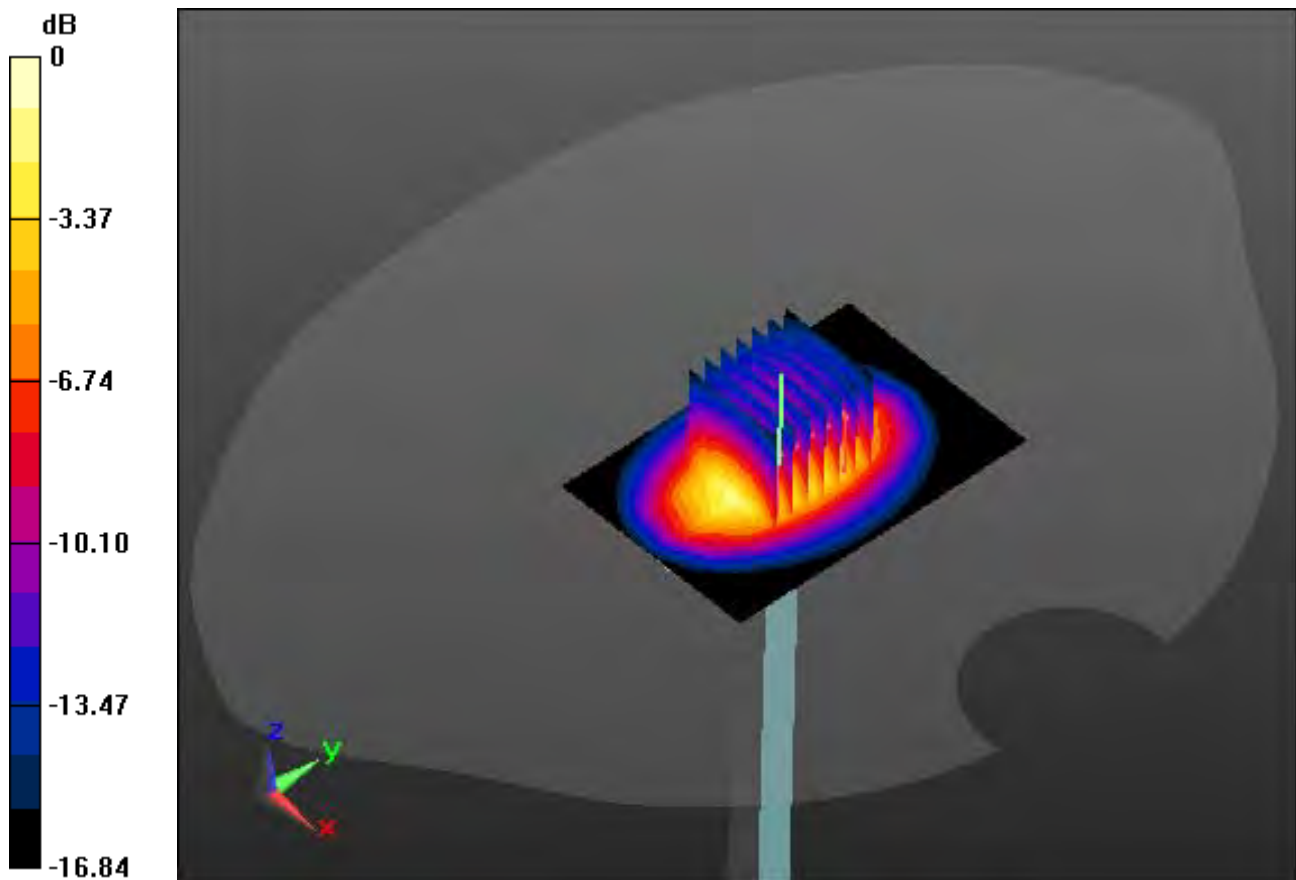
Area Scan (7x10x1): Measurement grid: dx=10mm, dy=10mm

Zoom Scan (7x7x7)/Cube 0: Measurement grid: dx=5mm, dy=5mm, dz=5mm

Power Drift = 0.03 dB

Peak SAR (extrapolated) = 16.1 W/kg

SAR(1 g) = 9.4 W/kg; SAR(10 g) = 4.91 W/kg



0 dB = 11.7 W/kg

DT&C Co., Ltd.

DUT: Dipole 2450 MHz; Type: D2450V2; Serial: D2450V2 - SN:726

Communication System: UID 0, CW (0); Frequency: 2450 MHz; Duty Cycle: 1:1
Medium parameters used: $f = 2450$ MHz; $\sigma = 1.824$ S/m; $\epsilon_r = 38.4$; $\rho = 1000$ kg/m³
Phantom section: Flat Section

DASY5 Configuration:

Probe: ES3DV3 - SN3327; ConvF(4.65, 4.65, 4.65); Calibrated: 9/18/2017; Electronics: DAE4 Sn1396
Sensor-Surface: 3mm (Mechanical Surface Detection)
Phantom: Twin-SAM V5.0 ; Type: QD 000 P40 CD; Serial: 1679
Measurement SW: DASY52, Version 52.8 (8); SEMCAD X Version 14.6.10 (7331)

Test Date: 2017-11-08; Ambient Temp: 21.2; Tissue Temp: 21.6

2450 MHz System Head Verification

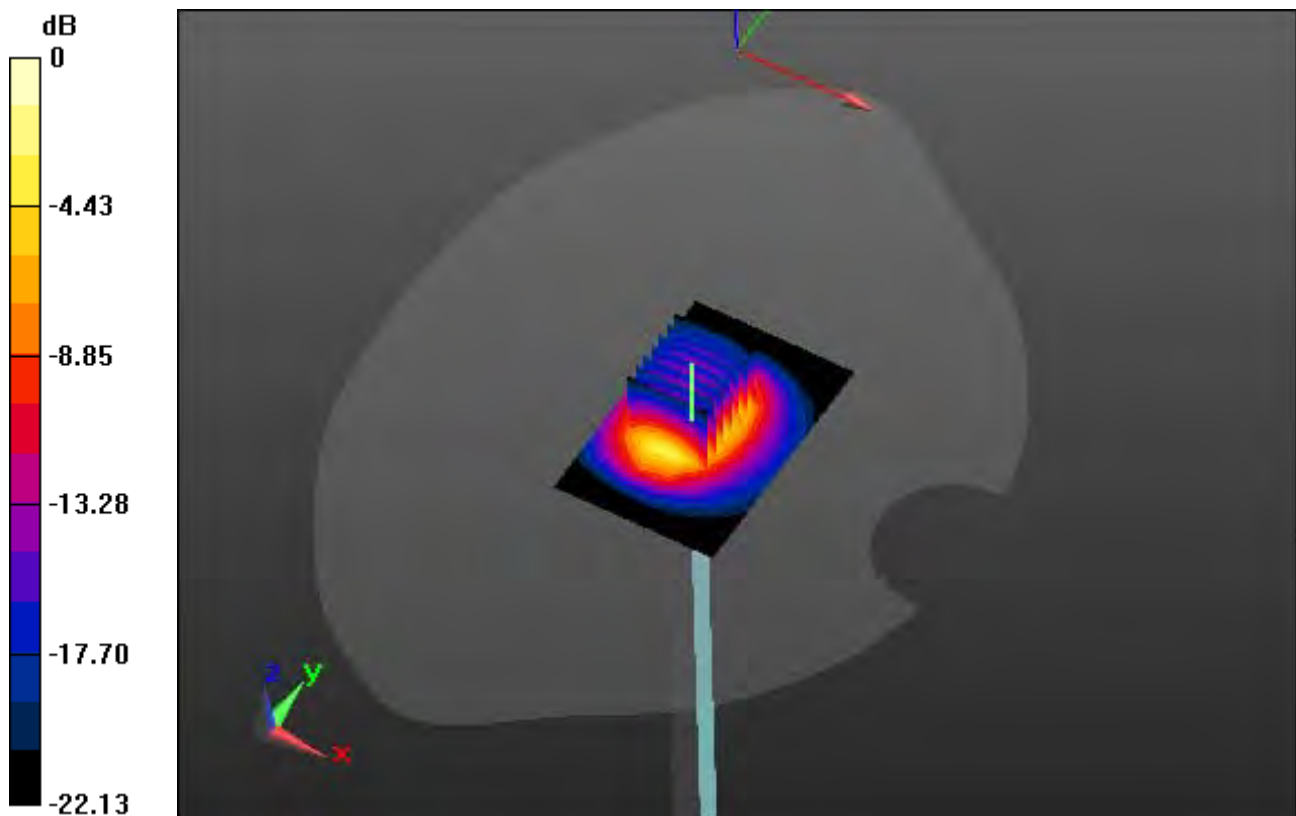
Area Scan (7x10x1): Measurement grid: dx=10mm, dy=10mm

Zoom Scan (7x7x7)/Cube 0: Measurement grid: dx=5mm, dy=5mm, dz=5mm

Power Drift = -0.10 dB

Peak SAR (extrapolated) = 28.2 W/kg

SAR(1 g) = 13.7 W/kg; SAR(10 g) = 6.33 W/kg



0 dB = 18.1 W/kg

DT&C Co., Ltd.

DUT: Dipole 2450 MHz; Type: D2450V2; Serial: D2450V2 - SN:726

Communication System: UID 0, CW (0); Frequency: 2450 MHz; Duty Cycle: 1:1
Medium parameters used: $f = 2450$ MHz; $\sigma = 1.951$ S/m; $\epsilon_r = 51.445$; $\rho = 1000$ kg/m³
Phantom section: Flat Section

DASY5 Configuration:

Probe: ES3DV3 - SN3327; ConvF(4.53, 4.53, 4.53); Calibrated: 9/18/2017; Electronics: DAE4 Sn1396
Sensor-Surface: 3mm (Mechanical Surface Detection)
Phantom: Twin-SAM V5.0 ; Type: QD 000 P40 CD; Serial: 1679
Measurement SW: DASY52, Version 52.8 (8); SEMCAD X Version 14.6.10 (7331)

Test Date: 2017-11-08; Ambient Temp: 21.2; Tissue Temp: 21.5

2450 MHz System Body Verification

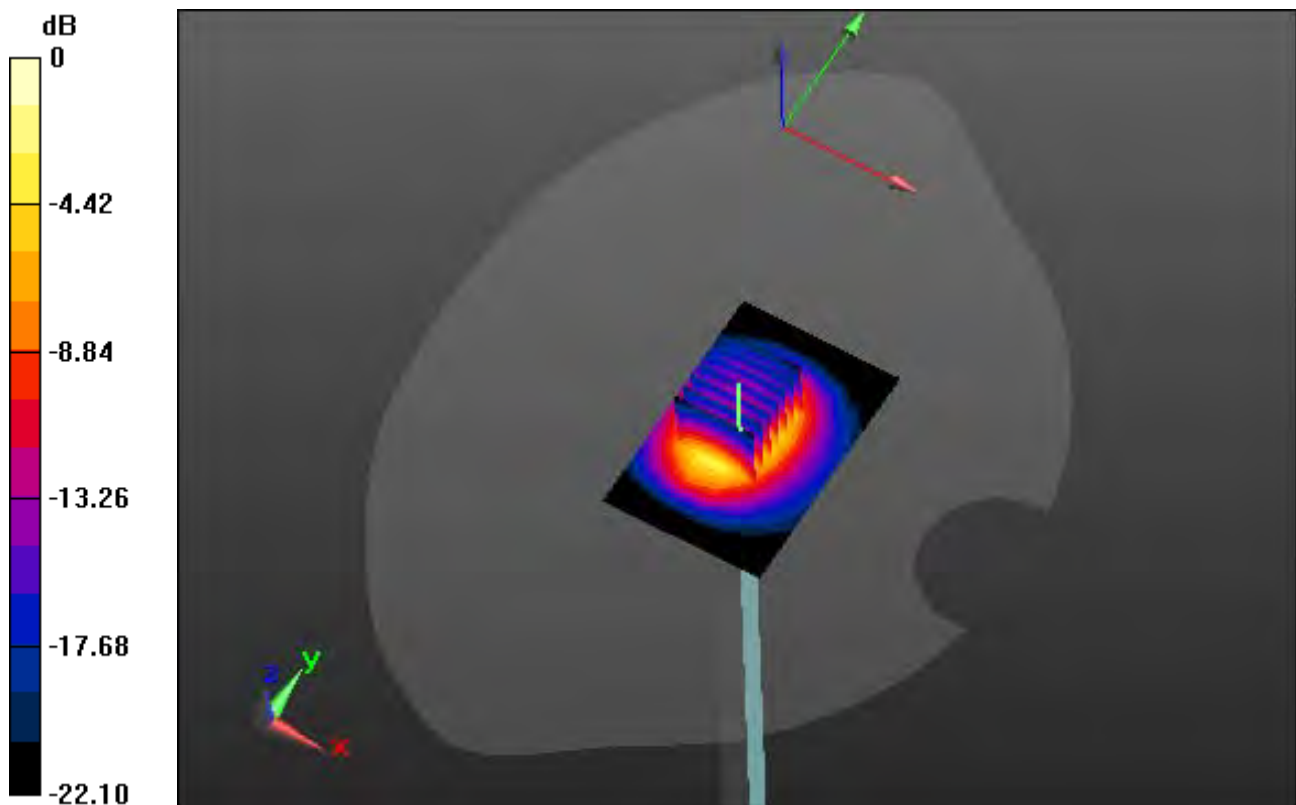
Area Scan (7x10x1): Measurement grid: dx=10mm, dy=10mm

Zoom Scan (7x7x7)/Cube 0: Measurement grid: dx=5mm, dy=5mm, dz=5mm

Power Drift = -0.10 dB

Peak SAR (extrapolated) = 26.5 W/kg

SAR(1 g) = 12.9 W/kg; SAR(10 g) = 5.92 W/kg



0 dB = 18.7 W/kg

DT&C Co., Ltd.

DUT: Dipole 5000 MHz; Type: D5GHzV2; Serial: D5GHzV2 - SN:1103

Communication System: UID 0, CW (0); Frequency: 5300 MHz; Duty Cycle: 1:1
Medium parameters used: $f = 5300$ MHz; $\sigma = 4.878$ S/m; $\epsilon_r = 35.338$; $\rho = 1000$ kg/m³
Phantom section: Flat Section

DASY5 Configuration:

Probe: EX3DV4 - SN3930; ConvF(5.24, 5.24, 5.24); Calibrated: 7/26/2017; Electronics: DAE4 Sn1396
Sensor-Surface: 1.4mm (Mechanical Surface Detection)
Phantom: Twin-SAM V5.0 ; Type: QD 000 P40 CD; Serial: 1679
Measurement SW: DASY52, Version 52.8 (8); SEMCAD X Version 14.6.10 (7331)

Test Date: 2017-11-09; Ambient Temp: 21.0; Tissue Temp: 21.5

5300 MHz System Head Verification

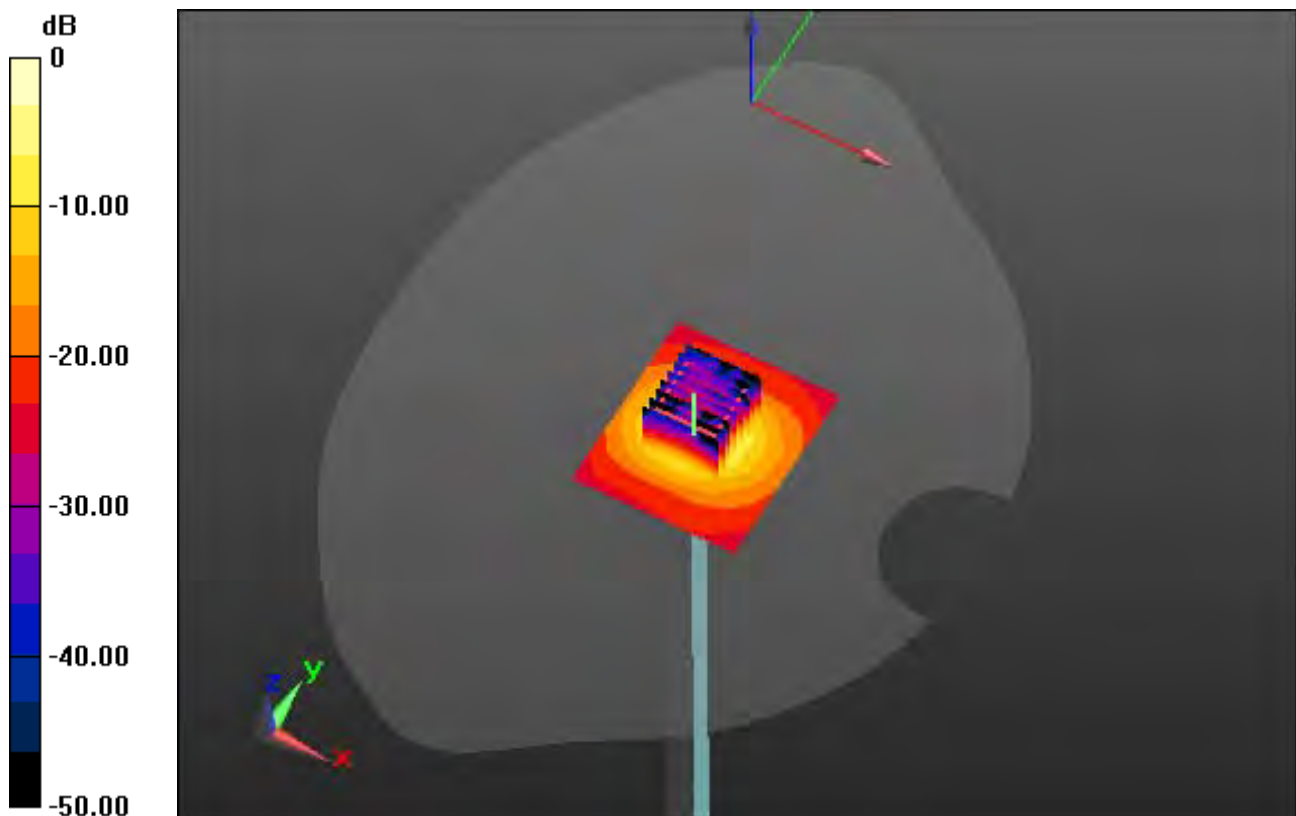
Area Scan (7x8x1): Measurement grid: dx=10mm, dy=10mm

Zoom Scan (8x8x7)/Cube 0: Measurement grid: dx=4mm, dy=4mm, dz=1.4mm, Graded Ratio: 1.4

Power Drift = 0.11 dB

Peak SAR (extrapolated) = 34.4 W/kg

SAR(1 g) = 8.17 W/kg; SAR(10 g) = 2.32 W/kg



0 dB = 19.2 W/kg

DT&C Co., Ltd.

DUT: Dipole 5000 MHz; Type: D5GHzV2; Serial: D5GHzV2 - SN:1103

Communication System: UID 0, CW (0); Frequency: 5300 MHz; Duty Cycle: 1:1
Medium parameters used: $f = 5300$ MHz; $\sigma = 5.488$ S/m; $\epsilon_r = 48.445$; $\rho = 1000$ kg/m³
Phantom section: Flat Section

DASY5 Configuration:

Probe: EX3DV4 - SN3930; ConvF(4.7, 4.7, 4.7); Calibrated: 7/26/2017; Electronics: DAE4 Sn1396
Sensor-Surface: 1.4mm (Mechanical Surface Detection)
Phantom: Twin-SAM V5.0 ; Type: QD 000 P40 CD; Serial: 1679
Measurement SW: DASY52, Version 52.8 (8); SEMCAD X Version 14.6.10 (7331)

Test Date: 2017-11-09; Ambient Temp: 21.0; Tissue Temp: 21.3

5300 MHz System Body Verification

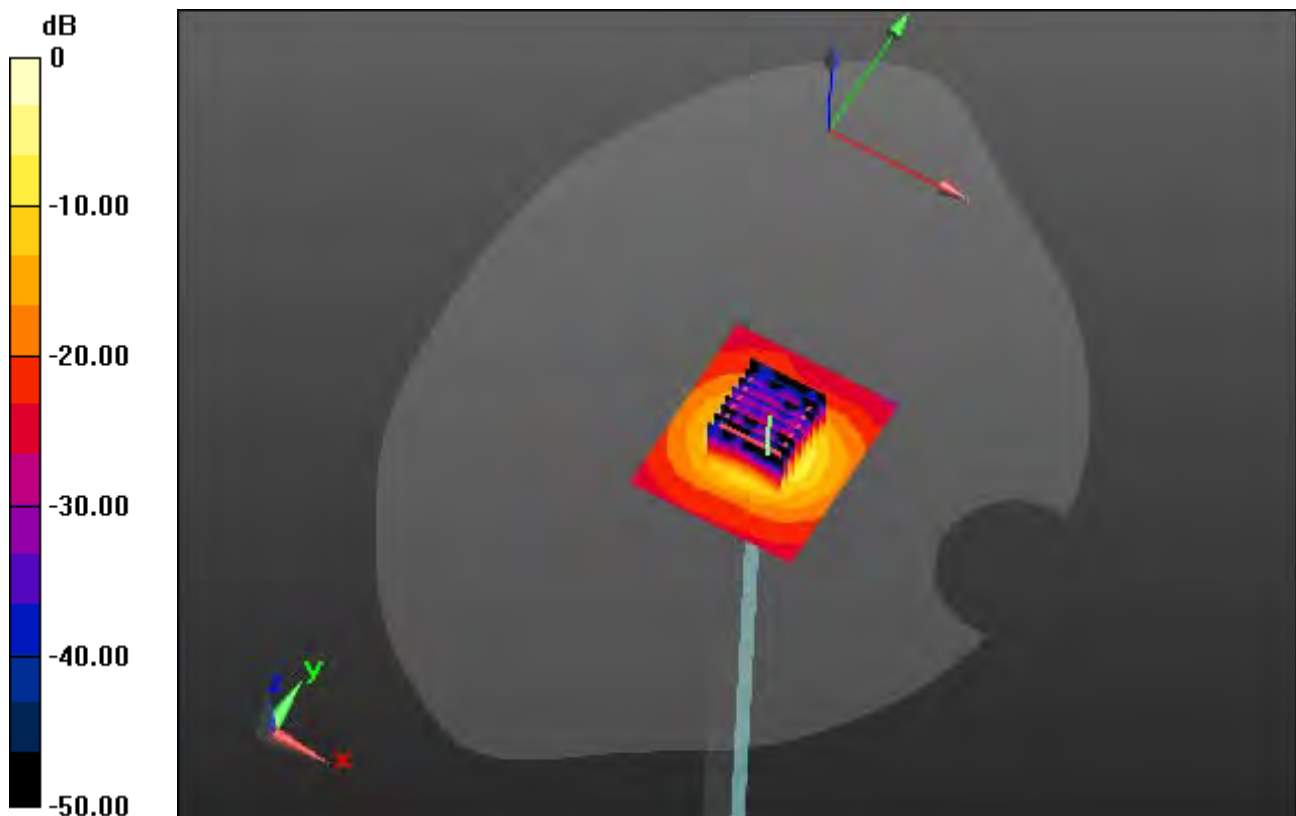
Area Scan (7x8x1): Measurement grid: dx=10mm, dy=10mm

Zoom Scan (8x8x7)/Cube 0: Measurement grid: dx=4mm, dy=4mm, dz=1.4mm, Graded Ratio: 1.4

Power Drift = -0.09 dB

Peak SAR (extrapolated) = 35.4 W/kg

SAR(1 g) = 8 W/kg; SAR(10 g) = 2.22 W/kg



0 dB = 19.0 W/kg

DT&C Co., Ltd.

DUT: Dipole 5000 MHz; Type: D5GHzV2; Serial: D5GHzV2 - SN:1103

Communication System: UID 0, CW (0); Frequency: 5600 MHz; Duty Cycle: 1:1
Medium parameters used: $f = 5600$ MHz; $\sigma = 5.238$ S/m; $\epsilon_r = 35.013$; $\rho = 1000$ kg/m³
Phantom section: Flat Section

DASY5 Configuration:

Probe: EX3DV4 - SN3930; ConvF(4.86, 4.86, 4.86); Calibrated: 7/26/2017; Electronics: DAE4 Sn1396
Sensor-Surface: 1.4mm (Mechanical Surface Detection)
Phantom: Twin-SAM V5.0 ; Type: QD 000 P40 CD; Serial: 1679
Measurement SW: DASY52, Version 52.8 (8); SEMCAD X Version 14.6.10 (7331)

Test Date: 2017-11-10; Ambient Temp: 21.4; Tissue Temp: 21.7

5600 MHz System Head Verification

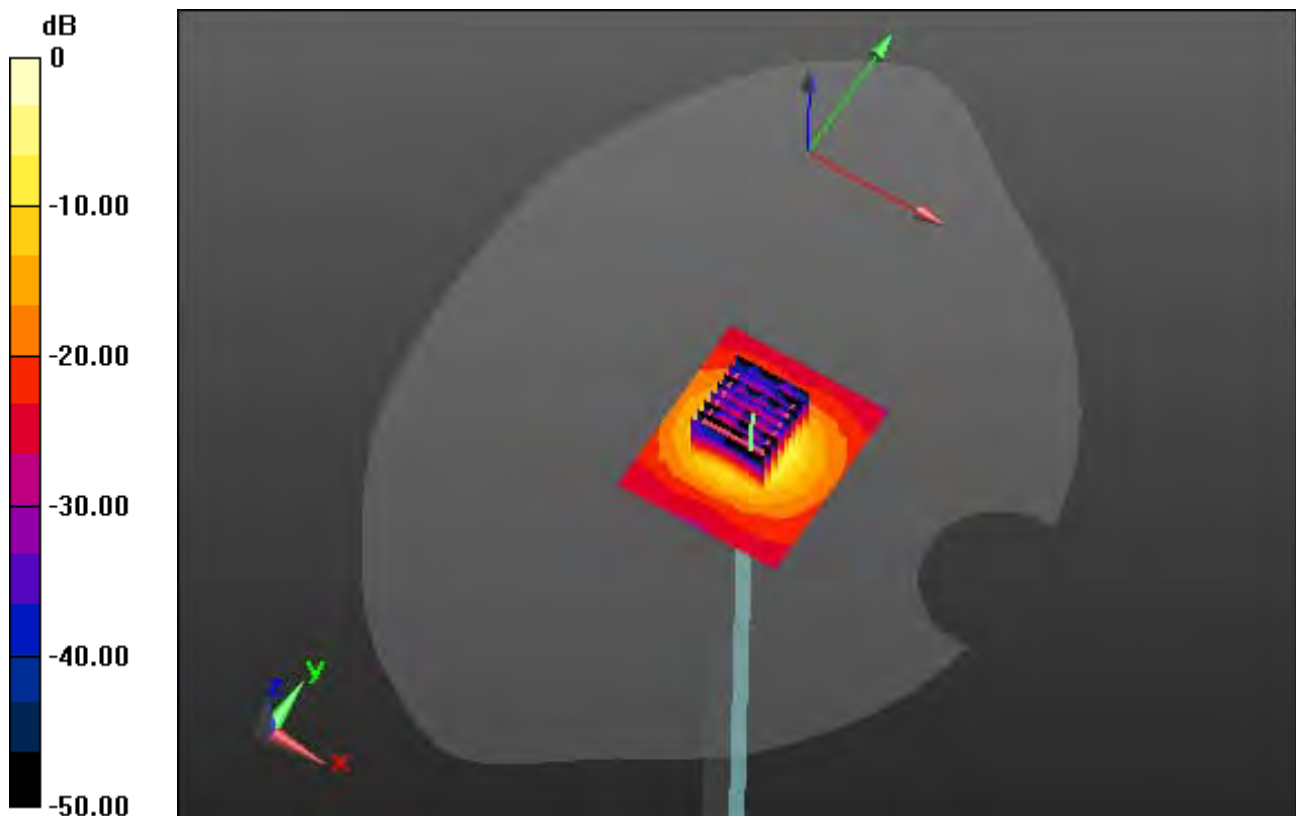
Area Scan (7x8x1): Measurement grid: dx=10mm, dy=10mm

Zoom Scan (8x8x7)/Cube 0: Measurement grid: dx=4mm, dy=4mm, dz=1.4mm, Graded Ratio: 1.4

Power Drift = 0.09 dB

Peak SAR (extrapolated) = 37.5 W/kg

SAR(1 g) = 8.67 W/kg; SAR(10 g) = 2.45 W/kg



0 dB = 20.8 W/kg

DT&C Co., Ltd.

DUT: Dipole 5000 MHz; Type: D5GHzV2; Serial: D5GHzV2 - SN:1103

Communication System: UID 0, CW (0); Frequency: 5600 MHz; Duty Cycle: 1:1
Medium parameters used: $f = 5600$ MHz; $\sigma = 5.857$ S/m; $\epsilon_r = 47.064$; $\rho = 1000$ kg/m³
Phantom section: Flat Section

DASY5 Configuration:

Probe: EX3DV4 - SN3930; ConvF(4.22, 4.22, 4.22); Calibrated: 7/26/2017; Electronics: DAE4 Sn1396
Sensor-Surface: 1.4mm (Mechanical Surface Detection)
Phantom: Twin-SAM V5.0 ; Type: QD 000 P40 CD; Serial: 1679
Measurement SW: DASY52, Version 52.8 (8); SEMCAD X Version 14.6.10 (7331)

Test Date: 2017-11-10; Ambient Temp: 21.4; Tissue Temp: 21.5

5600 MHz System Body Verification

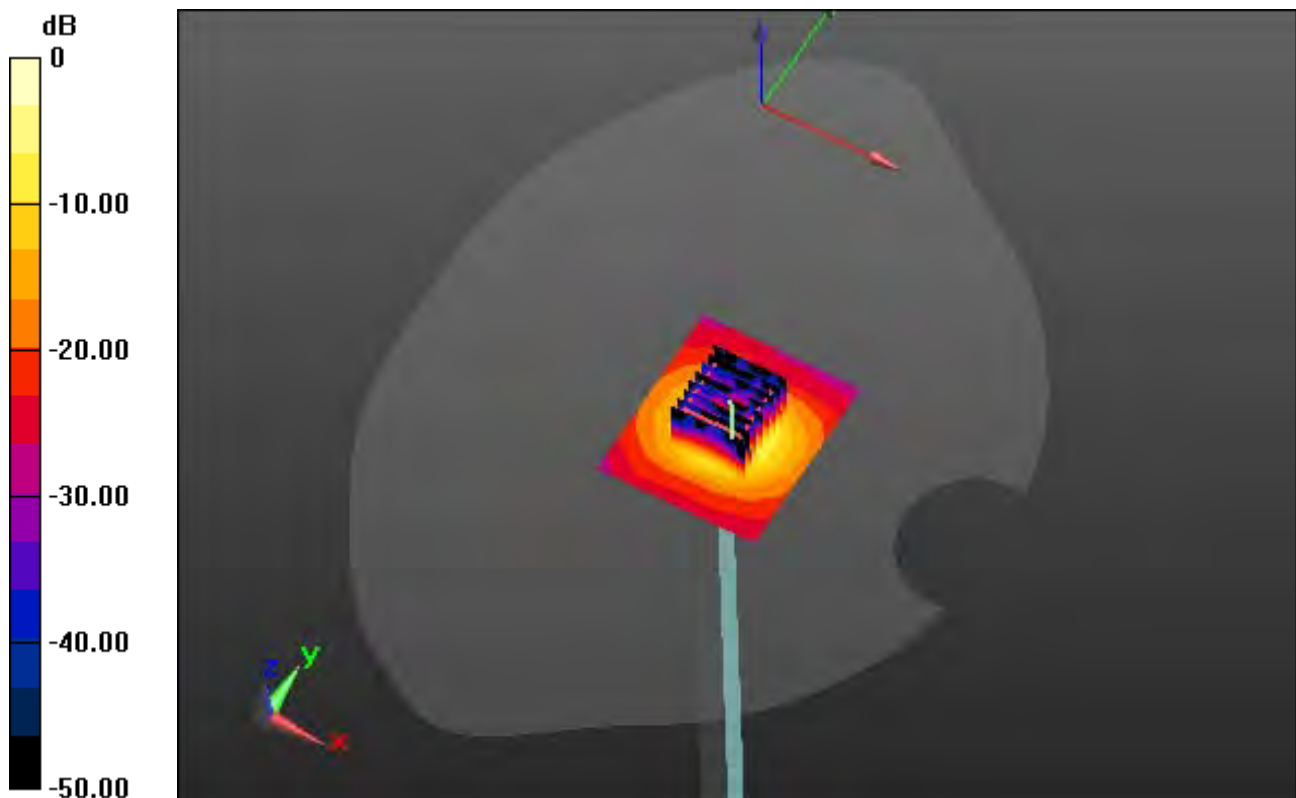
Area Scan (7x8x1): Measurement grid: dx=10mm, dy=10mm

Zoom Scan (8x8x7)/Cube 0: Measurement grid: dx=4mm, dy=4mm, dz=1.4mm, Graded Ratio: 1.4

Power Drift = -0.07 dB

Peak SAR (extrapolated) = 38.3 W/kg

SAR(1 g) = 8.26 W/kg; SAR(10 g) = 2.28 W/kg



0 dB = 20.4 W/kg

DT&C Co., Ltd.

DUT: Dipole 5000 MHz; Type: D5GHzV2; Serial: D5GHzV2 - SN:1103

Communication System: UID 0, CW (0); Frequency: 5800 MHz; Duty Cycle: 1:1
Medium parameters used: $f = 5800$ MHz; $\sigma = 5.15$ S/m; $\epsilon_r = 35.408$; $\rho = 1000$ kg/m³
Phantom section: Flat Section

DASY5 Configuration:

Probe: EX3DV4 - SN3930; ConvF(4.83, 4.83, 4.83); Calibrated: 7/26/2017; Electronics: DAE4 Sn1396
Sensor-Surface: 1.4mm (Mechanical Surface Detection)
Phantom: Twin-SAM V5.0 ; Type: QD 000 P40 CD; Serial: 1679
Measurement SW: DASY52, Version 52.8 (8); SEMCAD X Version 14.6.10 (7331)

Test Date: 2017-11-13; Ambient Temp: 21.2; Tissue Temp: 21.6

5800 MHz System Head Verification

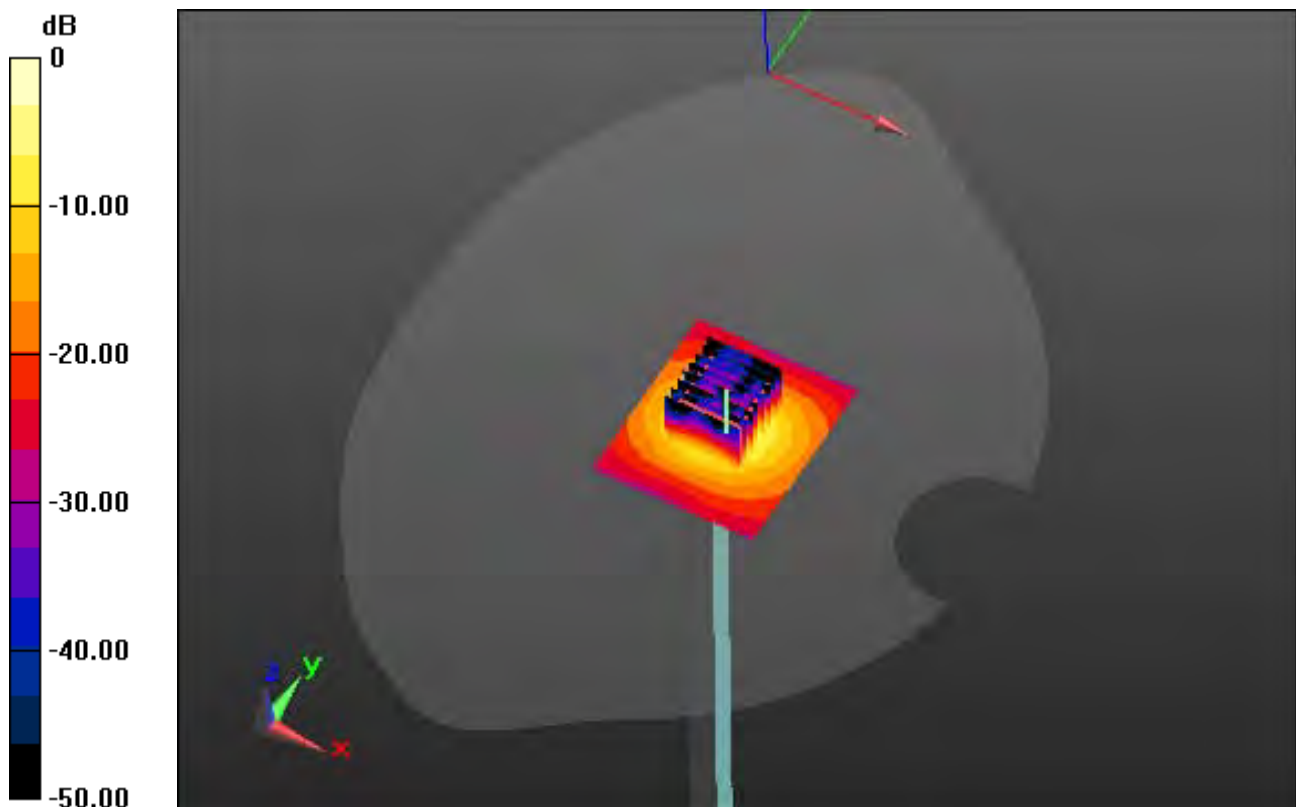
Area Scan (7x8x1): Measurement grid: dx=10mm, dy=10mm

Zoom Scan (8x8x7)/Cube 0: Measurement grid: dx=4mm, dy=4mm, dz=1.4mm, Graded Ratio: 1.4

Power Drift = -0.05 dB

Peak SAR (extrapolated) = 35.9 W/kg

SAR(1 g) = 8.05 W/kg; SAR(10 g) = 2.3 W/kg



0 dB = 19.7 W/kg

DT&C Co., Ltd.

DUT: Dipole 5000 MHz; Type: D5GHzV2; Serial: D5GHzV2 - SN:1103

Communication System: UID 0, CW (0); Frequency: 5800 MHz; Duty Cycle: 1:1
Medium parameters used: $f = 5800$ MHz; $\sigma = 6.223$ S/m; $\epsilon_r = 47.438$; $\rho = 1000$ kg/m³
Phantom section: Flat Section

DASY5 Configuration:

Probe: EX3DV4 - SN3930; ConvF(4.33, 4.33, 4.33); Calibrated: 7/26/2017; Electronics: DAE4 Sn1396
Sensor-Surface: 1.4mm (Mechanical Surface Detection)
Phantom: Twin-SAM V5.0 ; Type: QD 000 P40 CD; Serial: 1679
Measurement SW: DASY52, Version 52.8 (8); SEMCAD X Version 14.6.10 (7331)

Test Date: 2017-11-13; Ambient Temp: 21.2; Tissue Temp: 21.4

5800 MHz System Body Verification

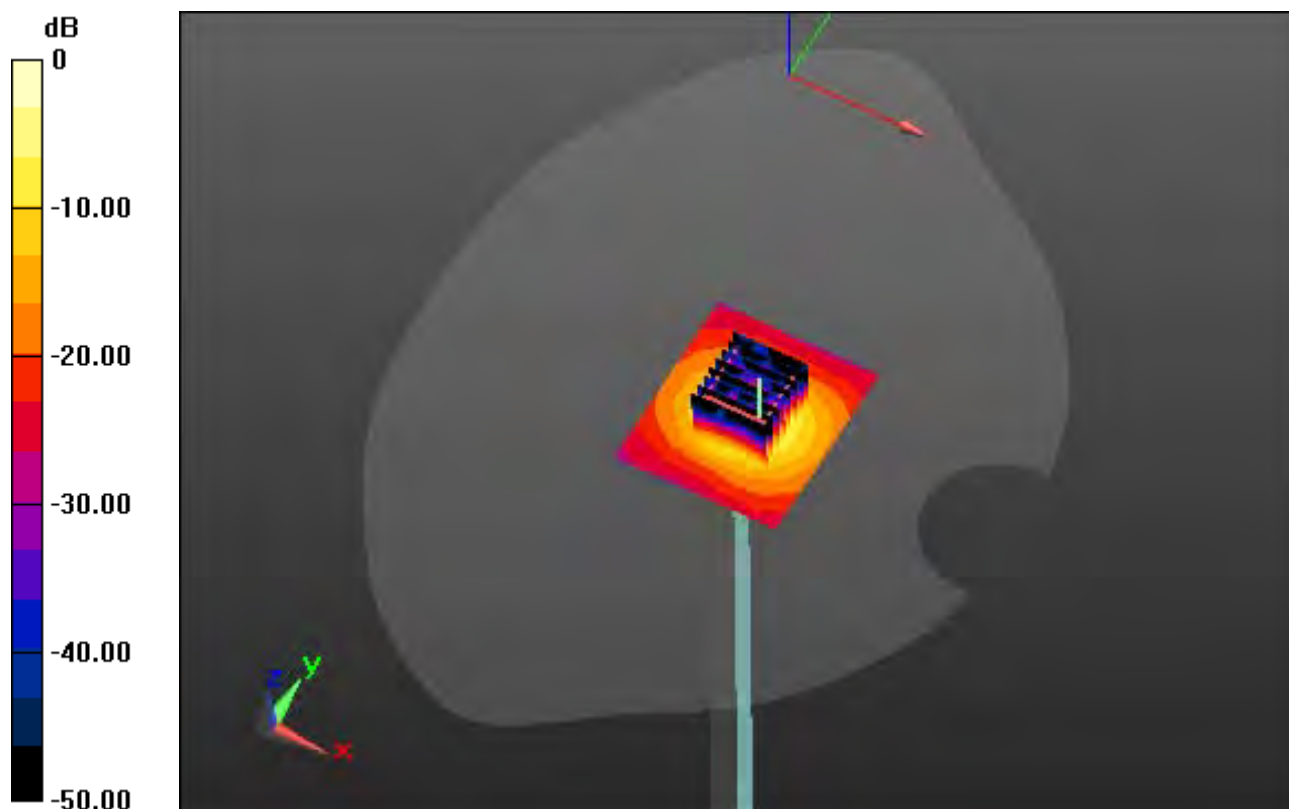
Area Scan (7x8x1): Measurement grid: dx=10mm, dy=10mm

Zoom Scan (8x8x7)/Cube 0: Measurement grid: dx=4mm, dy=4mm, dz=1.4mm, Graded Ratio: 1.4

Power Drift = -0.17 dB

Peak SAR (extrapolated) = 39.2 W/kg

SAR(1 g) = 7.94 W/kg; SAR(10 g) = 2.19 W/kg



0 dB = 19.8 W/kg

DT&C Co., Ltd.

DUT: EF501R; Type: PDA

Communication System: UID 0, GSM 850 (0); Frequency: 836.6 MHz; Duty Cycle: 1:8.3
Medium parameters used: $f = 836.6$ MHz; $\sigma = 0.91$ S/m; $\epsilon_r = 41.764$; $\rho = 1000$ kg/m³
Phantom section: Right Section

DASY5 Configuration:

Probe: ES3DV3 - SN3327; ConvF(6.49, 6.49, 6.49); Calibrated: 9/18/2017; Electronics: DAE4 Sn1396
Sensor-Surface: 3mm (Mechanical Surface Detection)
Phantom: Twin-SAM V5.0 ; Type: QD 000 P40 CD; Serial: 1679
Measurement SW: DASY52, Version 52.8 (8); SEMCAD X Version 14.6.10 (7331)

Test Date: 2017-10-30; Ambient Temp: 20.3; Tissue Temp: 20.8

Right Touch, GSM850 Ch. 190, Ant Internal, Standard Battery

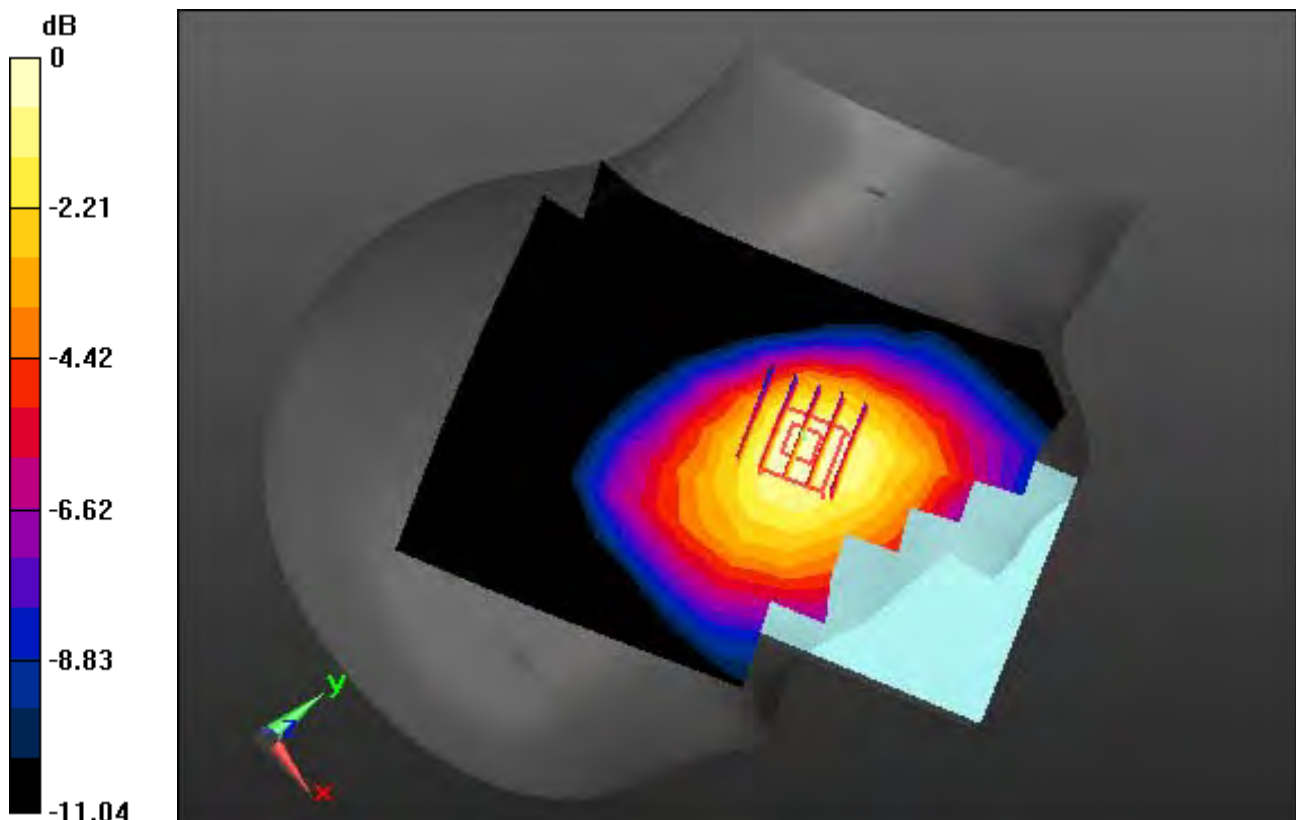
Area Scan (10x15x1): Measurement grid: dx=15mm, dy=15mm

Zoom Scan (5x5x7)/Cube 0: Measurement grid: dx=8mm, dy=8mm, dz=5mm

Power Drift = 0.13 dB

Peak SAR (extrapolated) = 0.447 W/kg

SAR(1 g) = 0.347 W/kg; SAR(10 g) = 0.263 W/kg



0 dB = 0.382 W/kg

DT&C Co., Ltd.

DUT: EF501R; Type: PDA

Communication System: UID 0, GSM 850_12 (0); Frequency: 836.6 MHz; Duty Cycle: 1:2.075

Medium parameters used: $f = 836.6$ MHz; $\sigma = 0.91$ S/m; $\epsilon_r = 41.764$; $\rho = 1000$ kg/m³

Phantom section: Right Section

DASY5 Configuration:

Probe: ES3DV3 - SN3327; ConvF(6.49, 6.49, 6.49); Calibrated: 9/18/2017; Electronics: DAE4 Sn1396

Sensor-Surface: 3mm (Mechanical Surface Detection)

Phantom: Twin-SAM V5.0 ; Type: QD 000 P40 CD; Serial: 1679

Measurement SW: DASY52, Version 52.8 (8); SEMCAD X Version 14.6.10 (7331)

Test Date: 2017-10-30; Ambient Temp: 20.3; Tissue Temp: 20.8

Right Touch, GSM850 GPRS 4Tx Ch. 190, Ant Internal, Standard Battery

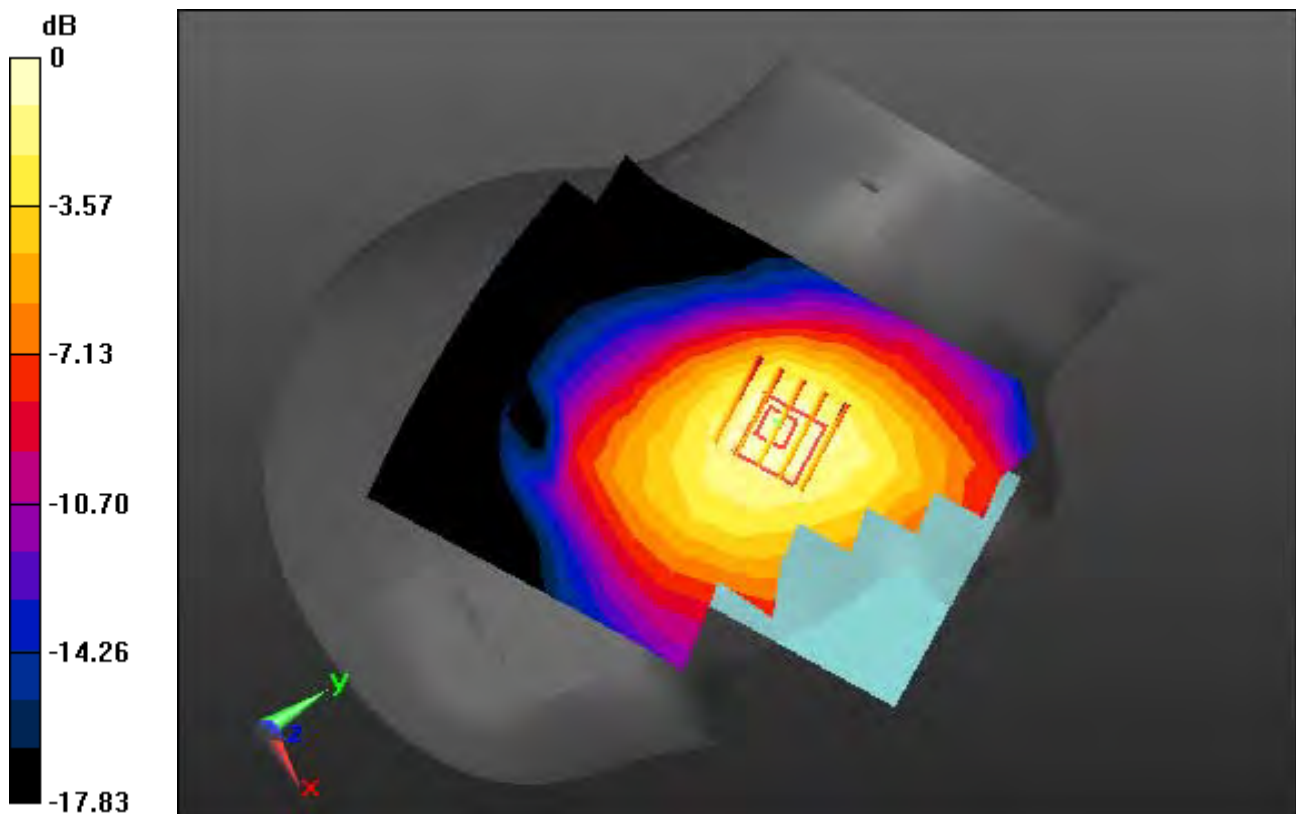
Area Scan (10x15x1): Measurement grid: dx=15mm, dy=15mm

Zoom Scan (5x5x7)/Cube 0: Measurement grid: dx=8mm, dy=8mm, dz=5mm

Power Drift = 0.07 dB

Peak SAR (extrapolated) = 0.785 W/kg

SAR(1 g) = 0.611 W/kg; SAR(10 g) = 0.461 W/kg



0 dB = 0.684 W/kg

DT&C Co., Ltd.

DUT: EF501R; Type: PDA

Communication System: UID 0, PCS 1900 (0); Frequency: 1880 MHz; Duty Cycle: 1:8.3
Medium parameters used: $f = 1880$ MHz; $\sigma = 1.391$ S/m; $\epsilon_r = 41.487$; $\rho = 1000$ kg/m³
Phantom section: Left Section

DASY5 Configuration:

Probe: ES3DV3 - SN3327; ConvF(5.29, 5.29, 5.29); Calibrated: 9/18/2017; Electronics: DAE4 Sn1396
Sensor-Surface: 3mm (Mechanical Surface Detection)
Phantom: Twin-SAM V5.0 ; Type: QD 000 P40 CD; Serial: 1679
Measurement SW: DASY52, Version 52.8 (8); SEMCAD X Version 14.6.10 (7331)

Test Date: 2017-10-31; Ambient Temp: 20.5; Tissue Temp: 20.7

Left Touch, PCS1900 Ch. 661, Ant Internal, Standard Battery

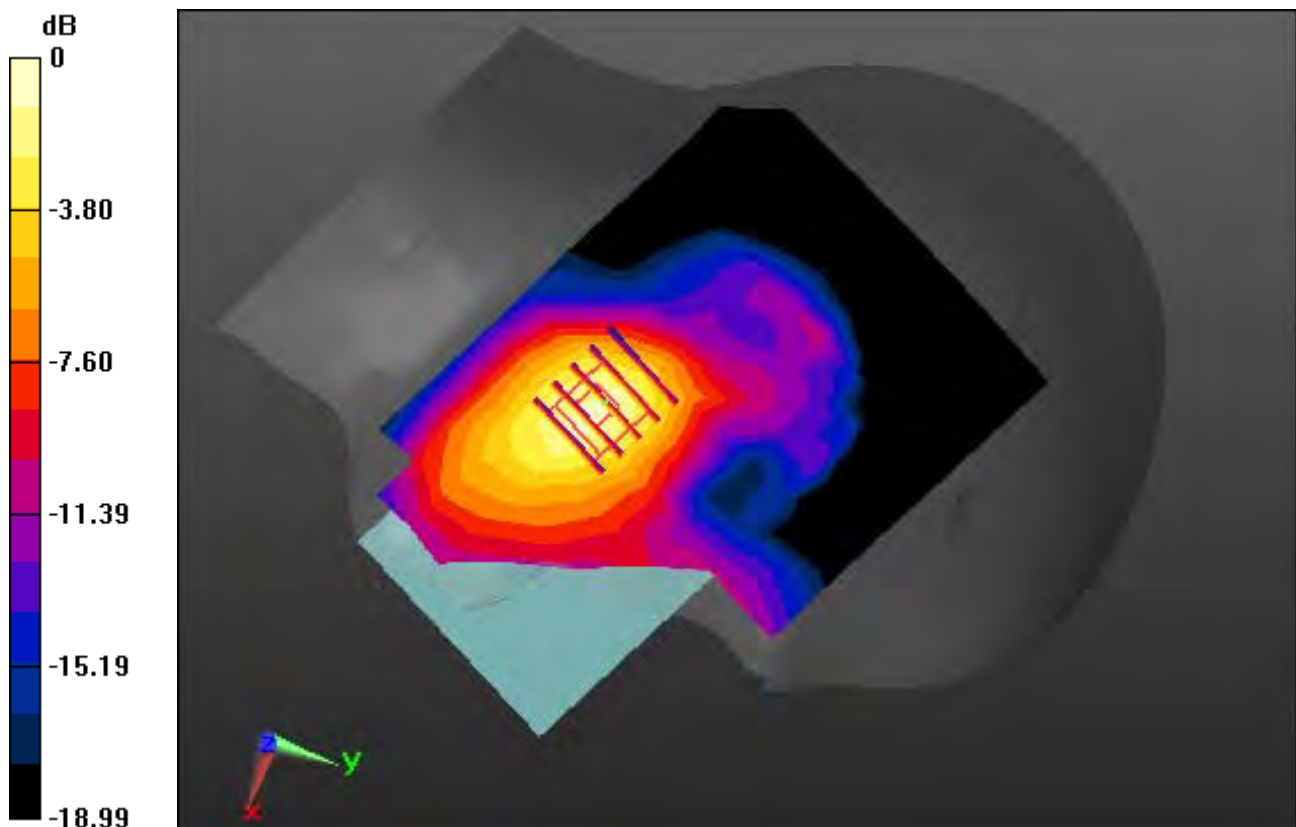
Area Scan (10x15x1): Measurement grid: dx=15mm, dy=15mm

Zoom Scan (5x5x7)/Cube 0: Measurement grid: dx=8mm, dy=8mm, dz=5mm

Power Drift = 0.11 dB

Peak SAR (extrapolated) = 0.407 W/kg

SAR(1 g) = 0.257 W/kg; SAR(10 g) = 0.150 W/kg



0 dB = 0.309 W/kg

DT&C Co., Ltd.

DUT: EF501R; Type: PDA

Communication System: UID 0, PCS1900_Class 12 (0); Frequency: 1880 MHz; Duty Cycle: 1:2.075
Medium parameters used: $f = 1880$ MHz; $\sigma = 1.391$ S/m; $\epsilon_r = 41.487$; $\rho = 1000$ kg/m³
Phantom section: Left Section

DASY5 Configuration:

Probe: ES3DV3 - SN3327; ConvF(5.29, 5.29, 5.29); Calibrated: 9/18/2017; Electronics: DAE4 Sn1396
Sensor-Surface: 3mm (Mechanical Surface Detection)
Phantom: Twin-SAM V5.0 ; Type: QD 000 P40 CD; Serial: 1679
Measurement SW: DASY52, Version 52.8 (8); SEMCAD X Version 14.6.10 (7331)

Test Date: 2017-10-31; Ambient Temp: 20.5; Tissue Temp: 20.7

Left Touch, PCS1900 GPRS 4Tx Ch. 661, Ant Internal, Standard Battery


Area Scan (10x15x1): Measurement grid: dx=15mm, dy=15mm

Zoom Scan (5x5x7)/Cube 0: Measurement grid: dx=8mm, dy=8mm, dz=5mm

Power Drift = 0.01 dB

Peak SAR (extrapolated) = 0.713 W/kg

SAR(1 g) = 0.433 W/kg; SAR(10 g) = 0.269 W/kg



0 dB = 0.540 W/kg

DT&C Co., Ltd.

DUT: EF501R; Type: PDA

Communication System: UID 0, WCDMA 850 (0); Frequency: 836.6 MHz; Duty Cycle: 1:1

Medium parameters used: $f = 836.6$ MHz; $\sigma = 0.921$ S/m; $\epsilon_r = 42.494$; $\rho = 1000$ kg/m³

Phantom section: Right Section

DASY5 Configuration:

Probe: ES3DV3 - SN3327; ConvF(6.49, 6.49, 6.49); Calibrated: 2017-09-18; Electronics: DAE4 Sn1396

Sensor-Surface: 3mm (Mechanical Surface Detection)

Phantom: Twin-SAM V5.0 ; Type: QD 000 P40 CD; Serial: 1679

Measurement SW: DASY52, Version 52.8 (8); SEMCAD X Version 14.6.10 (7331)

Test Date: 2017-11-01; Ambient Temp: 21.5; Tissue Temp: 21.9

Right Touch, WCDMA850 Ch. 4183, Ant Internal, Standard Battery

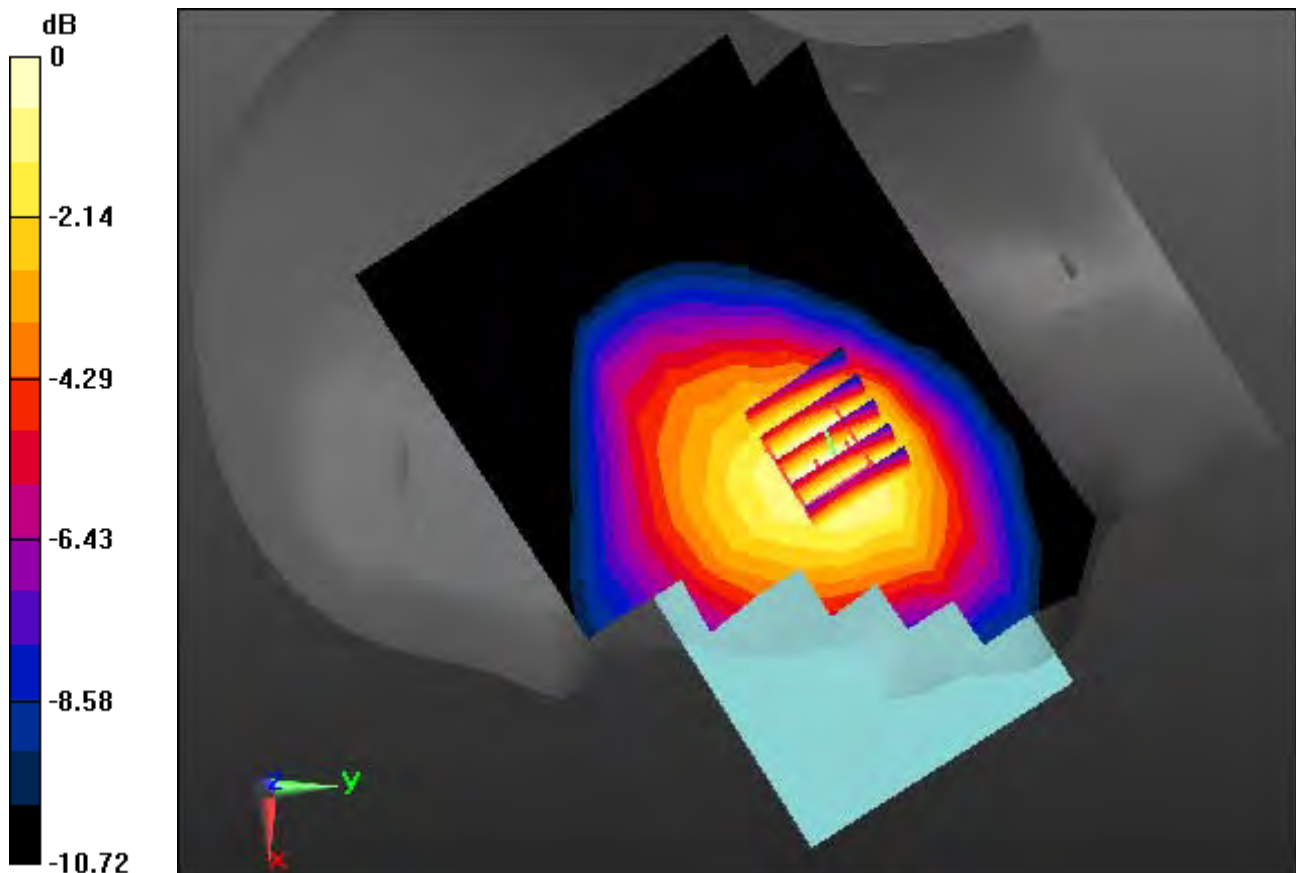
Area Scan (10x15x1): Measurement grid: dx=15mm, dy=15mm

Zoom Scan (5x5x7)/Cube 0: Measurement grid: dx=8mm, dy=8mm, dz=5mm

Power Drift = 0.19 dB

Peak SAR (extrapolated) = 0.819 W/kg

SAR(1 g) = 0.629 W/kg; SAR(10 g) = 0.478 W/kg



0 dB = 0.692 W/kg

DT&C Co., Ltd.

DUT: EF501R; Type: PDA

Communication System: UID 0, WCDMA 1900 (0); Frequency: 1880 MHz; Duty Cycle: 1:1

Medium parameters used: $f = 1880$ MHz; $\sigma = 1.38$ S/m; $\epsilon_r = 40.387$; $\rho = 1000$ kg/m³

Phantom section: Left Section

DASY5 Configuration:

Probe: ES3DV3 - SN3327; ConvF(5.29, 5.29, 5.29); Calibrated: 2017-09-18; Electronics: DAE4 Sn1396
Sensor-Surface: 3mm (Mechanical Surface Detection)

Phantom: Twin-SAM V5.0 ; Type: QD 000 P40 CD; Serial: 1679

Measurement SW: DASY52, Version 52.8 (8); SEMCAD X Version 14.6.10 (7331)

Test Date: 2017-11-02; Ambient Temp: 21.8; Tissue Temp: 22.2

Left Touch, WCDMA1900 Ch. 9400, Ant Internal, Standard Battery

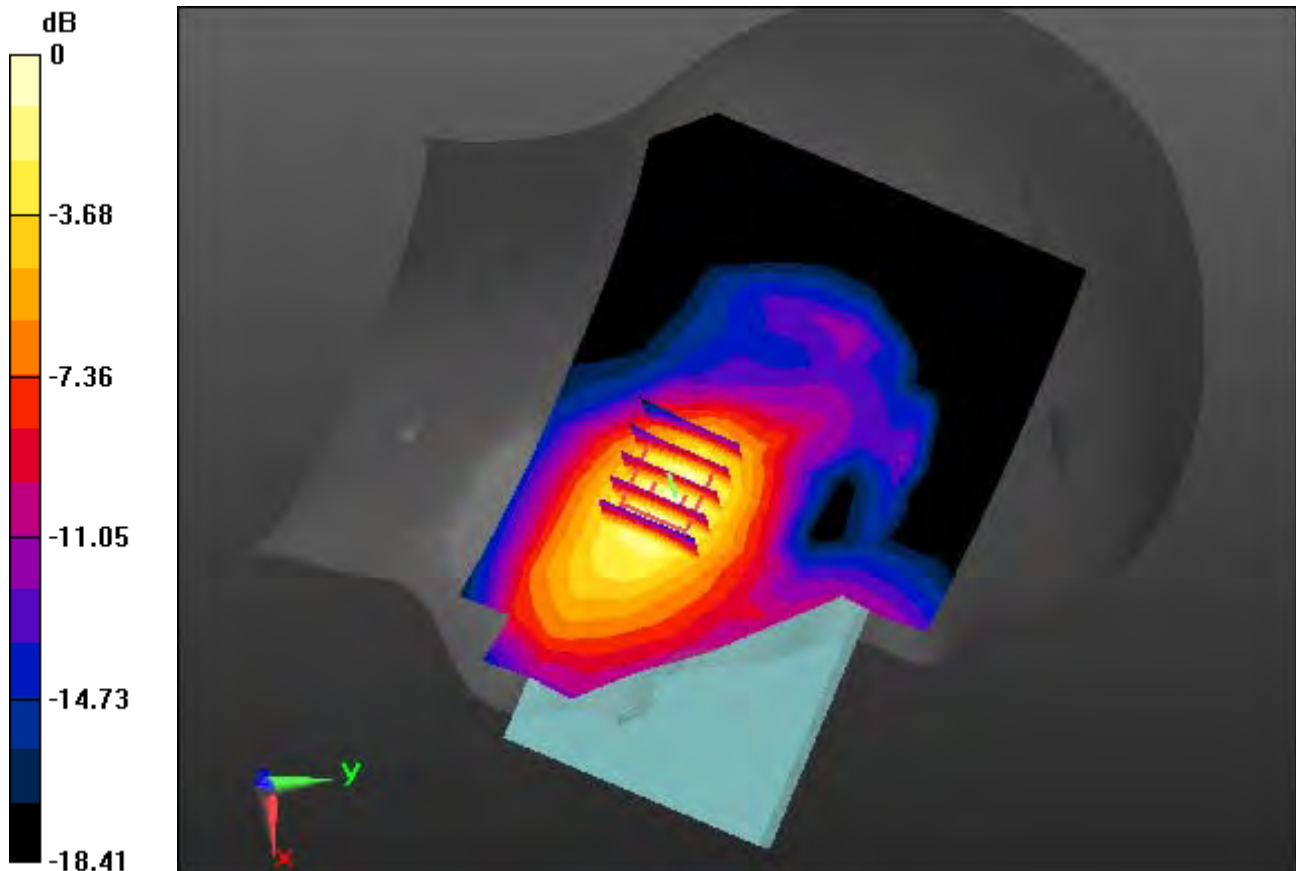
Area Scan (10x15x1): Measurement grid: dx=15mm, dy=15mm

Zoom Scan (5x5x7)/Cube 0: Measurement grid: dx=8mm, dy=8mm, dz=5mm

Power Drift = 0.12 dB

Peak SAR (extrapolated) = 0.589 W/kg

SAR(1 g) = 0.383 W/kg; SAR(10 g) = 0.228 W/kg



0 dB = 0.455 W/kg

DT&C Co., Ltd.

DUT: EF501R; Type: PDA

Communication System: UID 0, LTE Band 5(FCC) (0); Frequency: 836.5 MHz;Duty Cycle: 1:1
Medium parameters used: $f = 836.5$ MHz; $\sigma = 0.916$ S/m; $\epsilon_r = 42.307$; $\rho = 1000$ kg/m³
Phantom section: Right Section

DASY5 Configuration:

Probe: ES3DV3 - SN3327; ConvF(6.49, 6.49, 6.49); Calibrated: 9/18/2017; Electronics: DAE4 Sn1396
Sensor-Surface: 3mm (Mechanical Surface Detection)
Phantom: Twin-SAM V5.0 ; Type: QD 000 P40 CD; Serial: 1679
Measurement SW: DASY52, Version 52.8 (8); SEMCAD X Version 14.6.10 (7331)

Test Date: 2017-11-07; Ambient Temp: 21.1; Tissue Temp: 21.5

Right Touch, LTE Band 5 Ch. 20525, Ant Internal, Standard Battery

Mode : BandWidth 10 MHz, QPSK, RB Size: 1


Area Scan (10x15x1): Measurement grid: dx=15mm, dy=15mm

Zoom Scan (5x5x7)/Cube 0: Measurement grid: dx=8mm, dy=8mm, dz=5mm

Power Drift = 0.10 dB

Peak SAR (extrapolated) = 0.693 W/kg

SAR(1 g) = 0.521 W/kg; SAR(10 g) = 0.389 W/kg



0 dB = 0.575 W/kg

DT&C Co., Ltd.

DUT: EF501R; Type: PDA

Communication System: UID 0, LTE Band 4 (FCC) (0); Frequency: 1732.5 MHz; Duty Cycle: 1:1
Medium parameters used: $f = 1732.5$ MHz; $\sigma = 1.337$ S/m; $\epsilon_r = 40.96$; $\rho = 1000$ kg/m³
Phantom section: Left Section

DASY5 Configuration:

Probe: ES3DV3 - SN3327; ConvF(5.56, 5.56, 5.56); Calibrated: 9/18/2017; Electronics: DAE4 Sn1396
Sensor-Surface: 3mm (Mechanical Surface Detection)
Phantom: Twin-SAM V5.0 ; Type: QD 000 P40 CD; Serial: 1679
Measurement SW: DASY52, Version 52.8 (8); SEMCAD X Version 14.6.10 (7331)

Test Date: 2017-11-06; Ambient Temp: 21.3; Tissue Temp: 21.5

Left Touch, LTE Band 4 Ch. 20175, Ant Internal, Standard Battery

Mode : BandWidth 20 MHz, QPSK, RB Size: 1

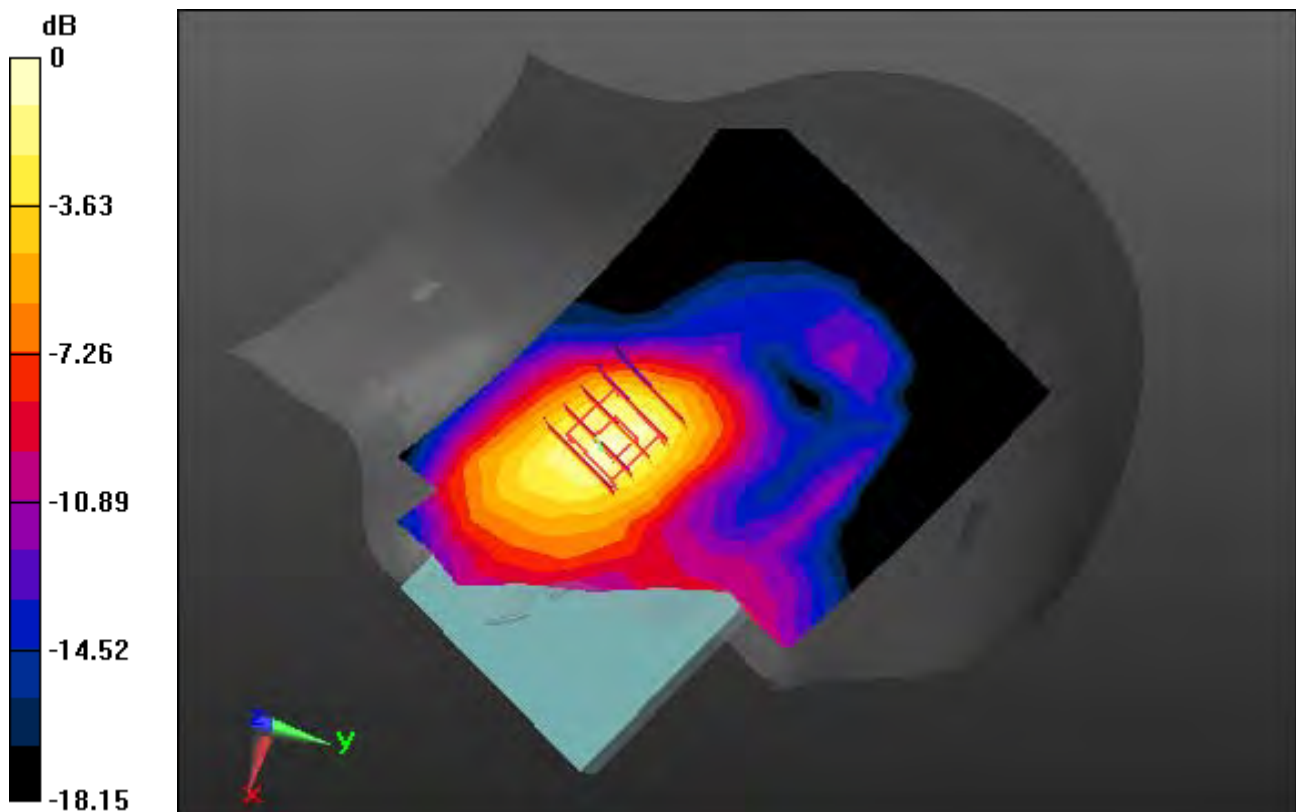
Area Scan (10x15x1): Measurement grid: dx=15mm, dy=15mm

Zoom Scan (5x5x7)/Cube 0: Measurement grid: dx=8mm, dy=8mm, dz=5mm

Power Drift = -0.04 dB

Peak SAR (extrapolated) = 0.365 W/kg

SAR(1 g) = 0.239 W/kg; SAR(10 g) = 0.143 W/kg



0 dB = 0.281 W/kg

DT&C Co., Ltd.

DUT: EF501R; Type: PDA

Communication System: UID 0, LTE Band 2 (0); Frequency: 1860 MHz; Duty Cycle: 1:1
Medium parameters used: $f = 1860$ MHz; $\sigma = 1.399$ S/m; $\epsilon_r = 40.052$; $\rho = 1000$ kg/m³
Phantom section: Left Section

DASY5 Configuration:

Probe: ES3DV3 - SN3327; ConvF(5.29, 5.29, 5.29); Calibrated: 9/18/2017; Electronics: DAE4 Sn1396
Sensor-Surface: 3mm (Mechanical Surface Detection)
Phantom: Twin-SAM V5.0 ; Type: QD 000 P40 CD; Serial: 1679
Measurement SW: DASY52, Version 52.8 (8); SEMCAD X Version 14.6.10 (7331)

Test Date: 2017-11-03; Ambient Temp: 22.0; Tissue Temp: 22.6

Left Touch, LTE Band 2 Ch. 18700, Ant Internal, Standard Battery

Mode : BandWidth 20 MHz, QPSK, RB Size: 1

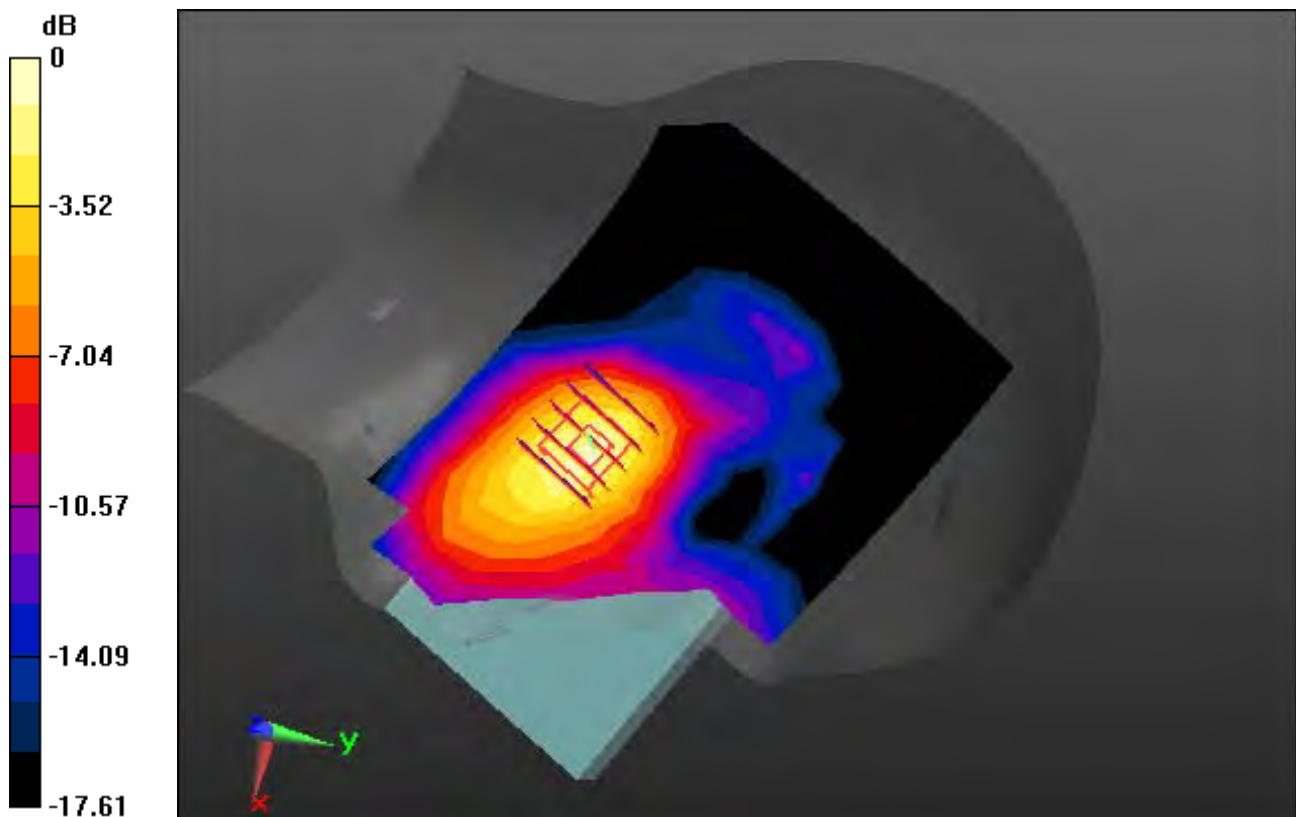
Area Scan (10x15x1): Measurement grid: dx=15mm, dy=15mm

Zoom Scan (5x5x7)/Cube 0: Measurement grid: dx=8mm, dy=8mm, dz=5mm

Power Drift = 0.01 dB

Peak SAR (extrapolated) = 0.870 W/kg

SAR(1 g) = 0.550 W/kg; SAR(10 g) = 0.324 W/kg



0 dB = 0.662 W/kg

DT&C Co., Ltd.

DUT: EF501R; Type: PDA

Communication System: UID 0, W-LAN (0); Frequency: 2462 MHz; Duty Cycle: 1:1
Medium parameters used: $f = 2462$ MHz; $\sigma = 1.838$ S/m; $\epsilon_r = 38.357$; $\rho = 1000$ kg/m³
Phantom section: Right Section

DASY5 Configuration:

Probe: ES3DV3 - SN3327; ConvF(4.65, 4.65, 4.65); Calibrated: 9/18/2017; Electronics: DAE4 Sn1396
Sensor-Surface: 3mm (Mechanical Surface Detection)
Phantom: Twin-SAM V5.0 ; Type: QD 000 P40 CD; Serial: 1679
Measurement SW: DASY52, Version 52.8 (8); SEMCAD X Version 14.6.10 (7331)

Test Date: 2017-11-08; Ambient Temp: 21.2; Tissue Temp: 21.6

Right Touch, W-LAN(802.11b) Ch. 11, Ant Internal, Standard Battery

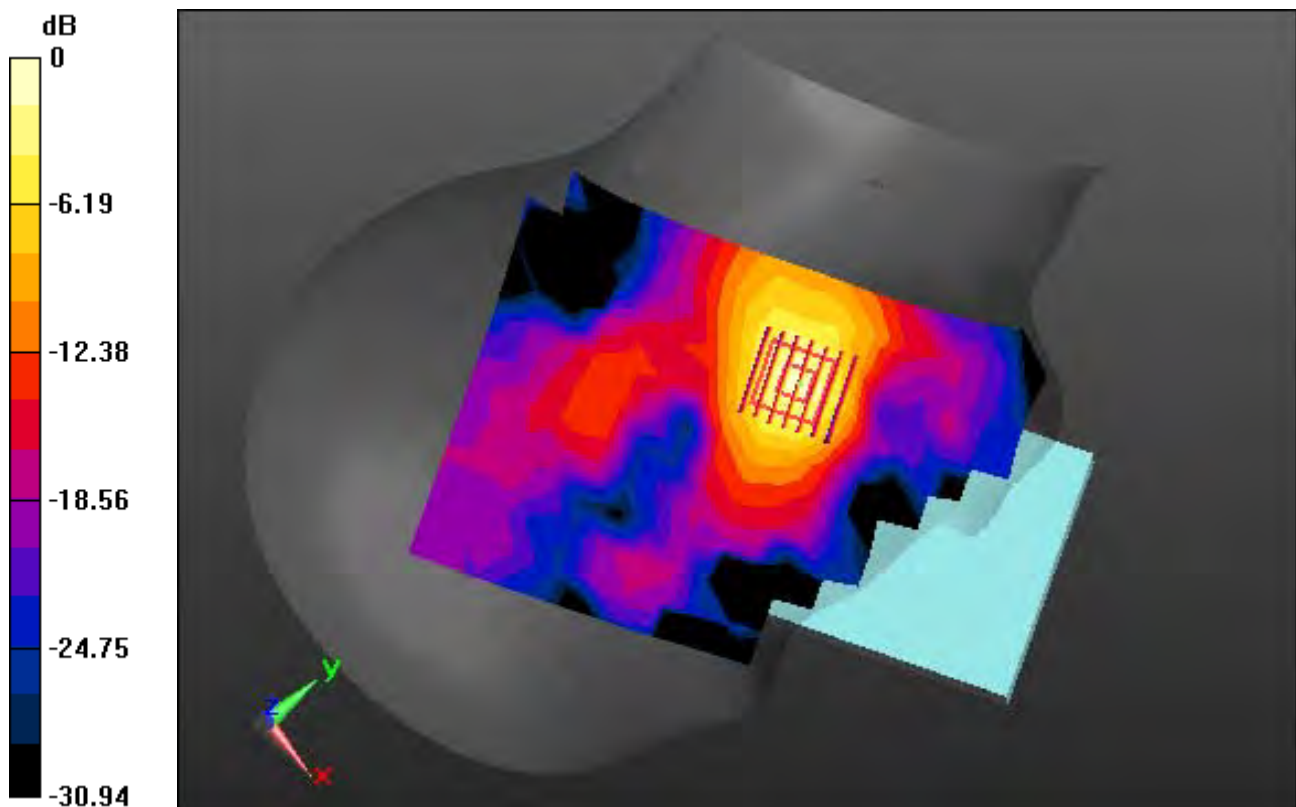
Area Scan (12x19x1): Measurement grid: dx=12mm, dy=12mm

Zoom Scan (7x7x7)/Cube 0: Measurement grid: dx=5mm, dy=5mm, dz=5mm

Power Drift = 0.15 dB

Peak SAR (extrapolated) = 0.328 W/kg

SAR(1 g) = 0.159 W/kg; SAR(10 g) = 0.072 W/kg



0 dB = 0.213 W/kg

DT&C Co., Ltd.

DUT: EF501R; Type: PDA

Communication System: UID 0, W-LAN_5300 (0); Frequency: 5260 MHz; Duty Cycle: 1:1
Medium parameters used: $f = 5260$ MHz; $\sigma = 4.836$ S/m; $\epsilon_r = 35.497$; $\rho = 1000$ kg/m³
Phantom section: Right Section

DASY5 Configuration:

Probe: EX3DV4 - SN3930; ConvF(5.24, 5.24, 5.24); Calibrated: 7/26/2017; Electronics: DAE4 Sn1396
Sensor-Surface: 1.4mm (Mechanical Surface Detection)
Phantom: Twin-SAM V5.0 ; Type: QD 000 P40 CD; Serial: 1679
Measurement SW: DASY52, Version 52.8 (8); SEMCAD X Version 14.6.10 (7331)

Test Date: 2017-11-09; Ambient Temp: 21.0; Tissue Temp: 21.5

Right Touch, W-LAN(802.11a) Ch. 52, Ant Internal, Standard Battery


Area Scan (15x23x1): Measurement grid: dx=10mm, dy=10mm

Zoom Scan (8x8x7)/Cube 0: Measurement grid: dx=4mm, dy=4mm, dz=1.4mm, Graded Ratio: 1.4

Power Drift = 0.00 dB

Peak SAR (extrapolated) = 0.621 W/kg

SAR(1 g) = 0.133 W/kg; SAR(10 g) = 0.042 W/kg



0 dB = 0.379 W/kg

DT&C Co., Ltd.

DUT: EF501R; Type: PDA

Communication System: UID 0, W-LAN_5600 (0); Frequency: 5580 MHz; Duty Cycle: 1:1
Medium parameters used: $f = 5580$ MHz; $\sigma = 5.214$ S/m; $\epsilon_r = 35.045$; $\rho = 1000$ kg/m³
Phantom section: Right Section

DASY5 Configuration:

Probe: EX3DV4 - SN3930; ConvF(4.86, 4.86, 4.86); Calibrated: 7/26/2017; Electronics: DAE4 Sn1396
Sensor-Surface: 1.4mm (Mechanical Surface Detection)
Phantom: Twin-SAM V5.0 ; Type: QD 000 P40 CD; Serial: 1679
Measurement SW: DASY52, Version 52.8 (8); SEMCAD X Version 14.6.10 (7331)

Test Date: 2017-11-10; Ambient Temp: 21.4; Tissue Temp: 21.7

Right Touch, W-LAN(802.11a) Ch. 116, Ant Internal, Standard Battery

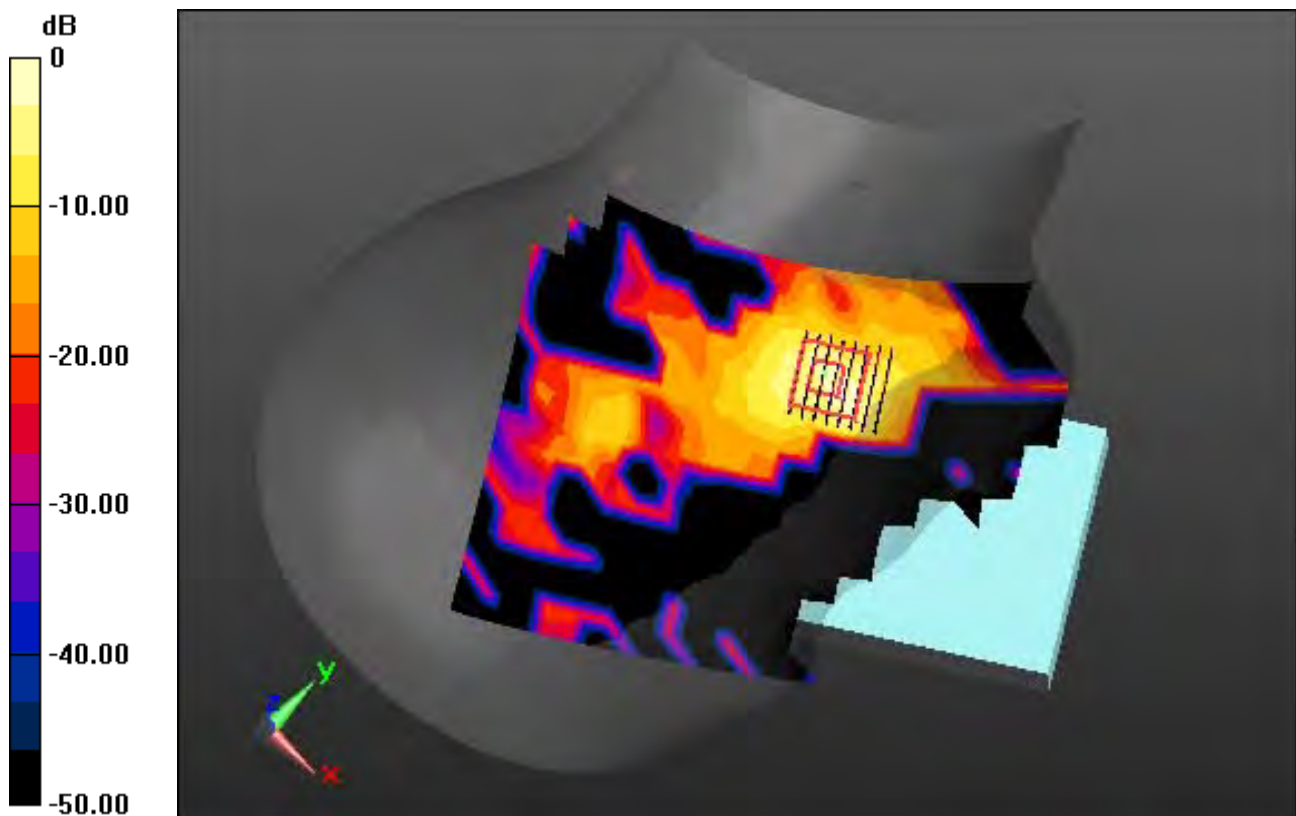
Area Scan (15x23x1): Measurement grid: dx=10mm, dy=10mm

Zoom Scan (8x8x7)/Cube 0: Measurement grid: dx=4mm, dy=4mm, dz=1.4mm, Graded Ratio: 1.4

Power Drift = 0.00 dB

Peak SAR (extrapolated) = 0.455 W/kg

SAR(1 g) = 0.102 W/kg; SAR(10 g) = 0.029 W/kg



0 dB = 0.289 W/kg

DT&C Co., Ltd.

DUT: EF501R; Type: PDA

Communication System: UID 0, W-LAN_5800 (0); Frequency: 5745 MHz; Duty Cycle: 1:1
Medium parameters used: $f = 5745$ MHz; $\sigma = 5.086$ S/m; $\epsilon_r = 35.466$; $\rho = 1000$ kg/m³
Phantom section: Right Section

DASY5 Configuration:

Probe: EX3DV4 - SN3930; ConvF(4.83, 4.83, 4.83); Calibrated: 7/26/2017; Electronics: DAE4 Sn1396
Sensor-Surface: 1.4mm (Mechanical Surface Detection)
Phantom: Twin-SAM V5.0 ; Type: QD 000 P40 CD; Serial: 1679
Measurement SW: DASY52, Version 52.8 (8); SEMCAD X Version 14.6.10 (7331)

Test Date: 2017-11-13; Ambient Temp: 21.2; Tissue Temp: 21.6

Right Touch, W-LAN(802.11a) Ch. 149, Ant Internal, Standard Battery


Area Scan (15x23x1): Measurement grid: dx=10mm, dy=10mm

Zoom Scan (8x8x7)/Cube 0: Measurement grid: dx=4mm, dy=4mm, dz=1.4mm, Graded Ratio: 1.4

Power Drift = 0.00 dB

Peak SAR (extrapolated) = 0.421 W/kg

SAR(1 g) = 0.093 W/kg; SAR(10 g) = 0.025 W/kg



0 dB = 0.262 W/kg

DT&C Co., Ltd.

DUT: EF501R; Type: PDA

Communication System: UID 0, GSM 850 (0); Frequency: 836.6 MHz; Duty Cycle: 1:8.3
Medium parameters used: $f = 836.6$ MHz; $\sigma = 0.967$ S/m; $\epsilon_r = 53.51$; $\rho = 1000$ kg/m³
Phantom section: Flat Section

DASY5 Configuration:

Probe: ES3DV3 - SN3327; ConvF(6.31, 6.31, 6.31); Calibrated: 9/18/2017; Electronics: DAE4 Sn1396
Sensor-Surface: 3mm (Mechanical Surface Detection)
Phantom: Twin-SAM V5.0 ; Type: QD 000 P40 CD; Serial: 1679
Measurement SW: DASY52, Version 52.8 (8); SEMCAD X Version 14.6.10 (7331)

Test Date: 2017-10-30; Ambient Temp: 20.3; Tissue Temp: 21.0

1 cm space from Body, Rear, GSM850 Ch. 190, Ant Internal

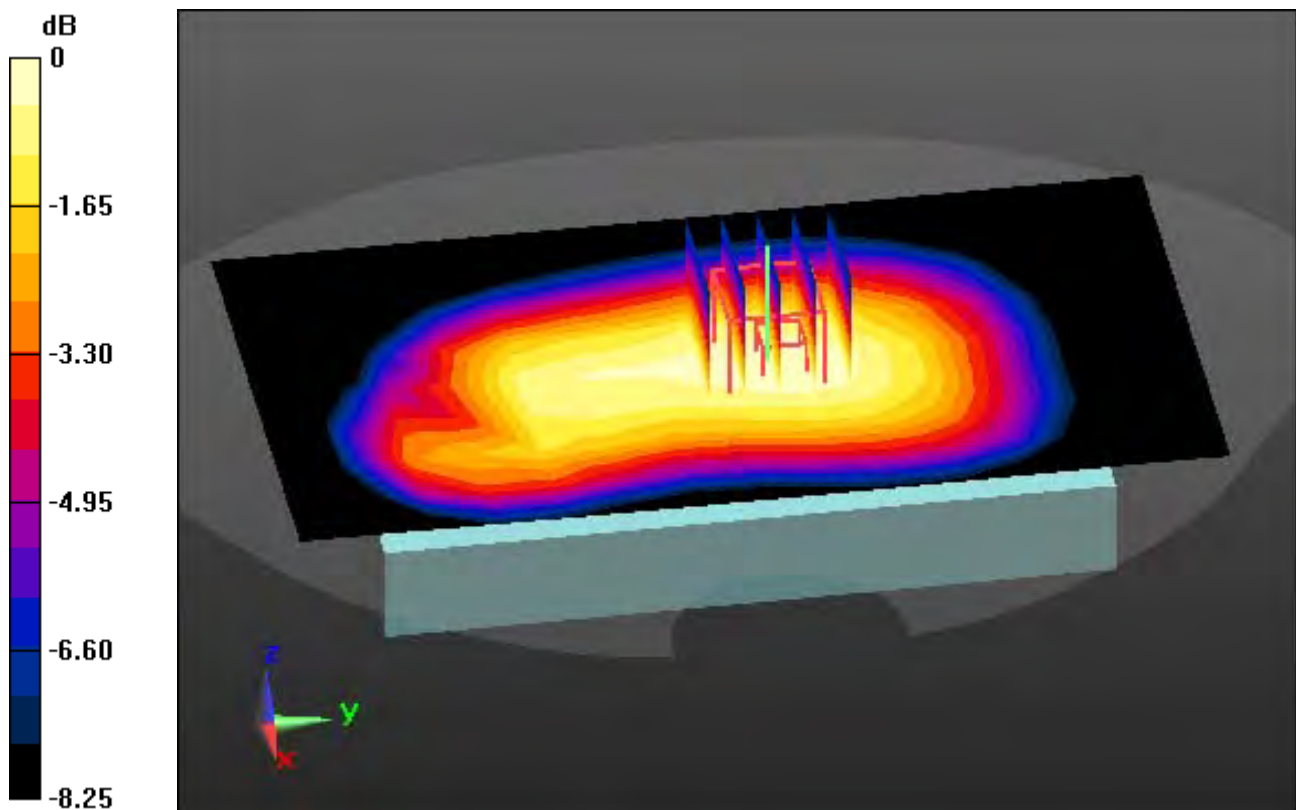
Area Scan (9x15x1): Measurement grid: dx=15mm, dy=15mm

Zoom Scan (5x5x7)/Cube 0: Measurement grid: dx=8mm, dy=8mm, dz=5mm

Power Drift = 0.05 dB

Peak SAR (extrapolated) = 0.392 W/kg

SAR(1 g) = 0.309 W/kg; SAR(10 g) = 0.231 W/kg



0 dB = 0.341 W/kg

DT&C Co., Ltd.

DUT: EF501R; Type: PDA

Communication System: UID 0, GSM 850_12 (0); Frequency: 836.6 MHz; Duty Cycle: 1:2.075

Medium parameters used: $f = 836.6$ MHz; $\sigma = 0.967$ S/m; $\epsilon_r = 53.51$; $\rho = 1000$ kg/m³

Phantom section: Flat Section

DASY5 Configuration:

Probe: ES3DV3 - SN3327; ConvF(6.31, 6.31, 6.31); Calibrated: 9/18/2017; Electronics: DAE4 Sn1396

Sensor-Surface: 3mm (Mechanical Surface Detection)

Phantom: Twin-SAM V5.0 ; Type: QD 000 P40 CD; Serial: 1679

Measurement SW: DASY52, Version 52.8 (8); SEMCAD X Version 14.6.10 (7331)

Test Date: 2017-10-30; Ambient Temp: 20.3; Tissue Temp: 21.0

1 cm space from Body, Rear, GSM850 GPRS 4Tx Ch. 190, Ant Internal

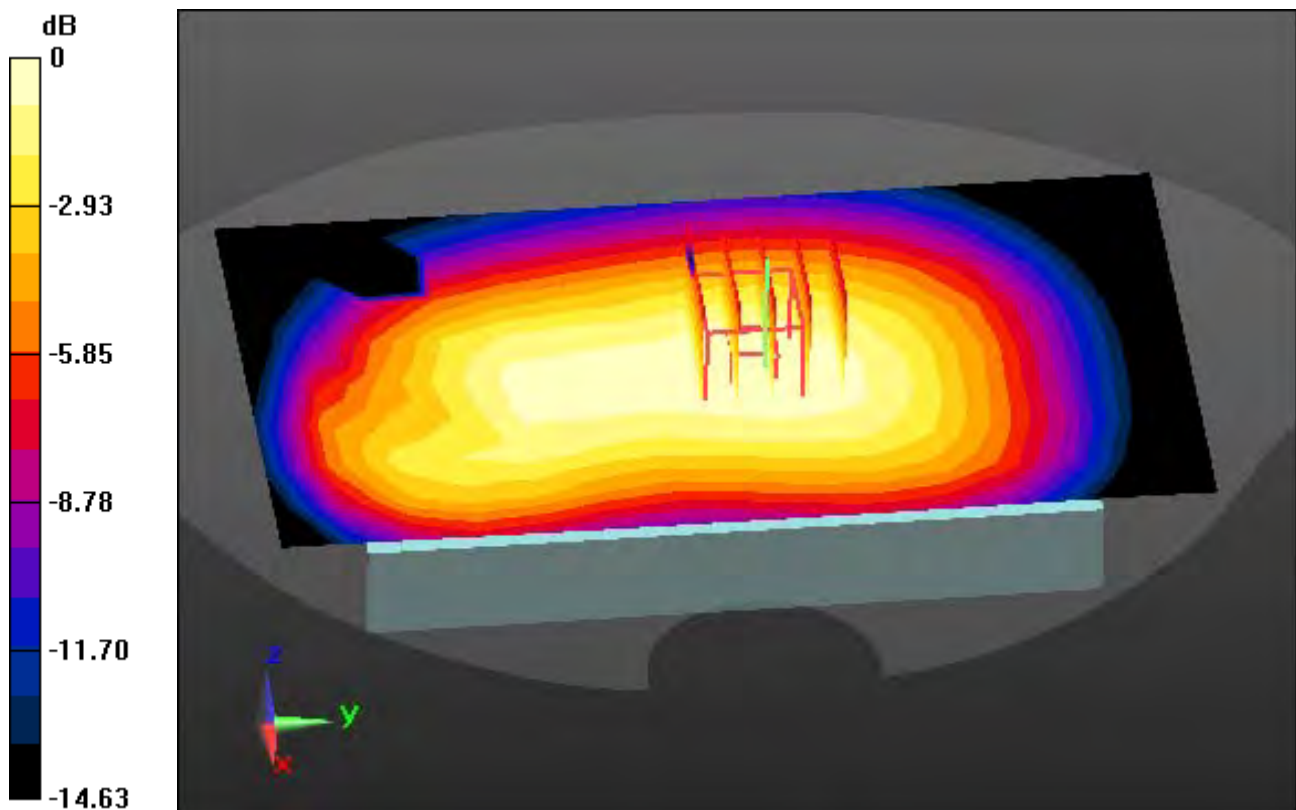
Area Scan (9x15x1): Measurement grid: dx=15mm, dy=15mm

Zoom Scan (5x5x7)/Cube 0: Measurement grid: dx=8mm, dy=8mm, dz=5mm

Power Drift = -0.00 dB

Peak SAR (extrapolated) = 0.640 W/kg

SAR(1 g) = 0.503 W/kg; SAR(10 g) = 0.377 W/kg



0 dB = 0.555 W/kg

DT&C Co., Ltd.

DUT: EF501R; Type: PDA

Communication System: UID 0, PCS 1900 (0); Frequency: 1880 MHz; Duty Cycle: 1:8.3
Medium parameters used: $f = 1880$ MHz; $\sigma = 1.544$ S/m; $\epsilon_r = 53.146$; $\rho = 1000$ kg/m³
Phantom section: Flat Section

DASY5 Configuration:

Probe: ES3DV3 - SN3327; ConvF(4.92, 4.92, 4.92); Calibrated: 9/18/2017; Electronics: DAE4 Sn1396
Sensor-Surface: 3mm (Mechanical Surface Detection)
Phantom: Twin-SAM V5.0 ; Type: QD 000 P40 CD; Serial: 1679
Measurement SW: DASY52, Version 52.8 (8); SEMCAD X Version 14.6.10 (7331)

Test Date: 2017-10-31; Ambient Temp: 20.5; Tissue Temp: 20.8

1 cm space from Body, Rear, PCS1900 Ch. 661, Ant Internal

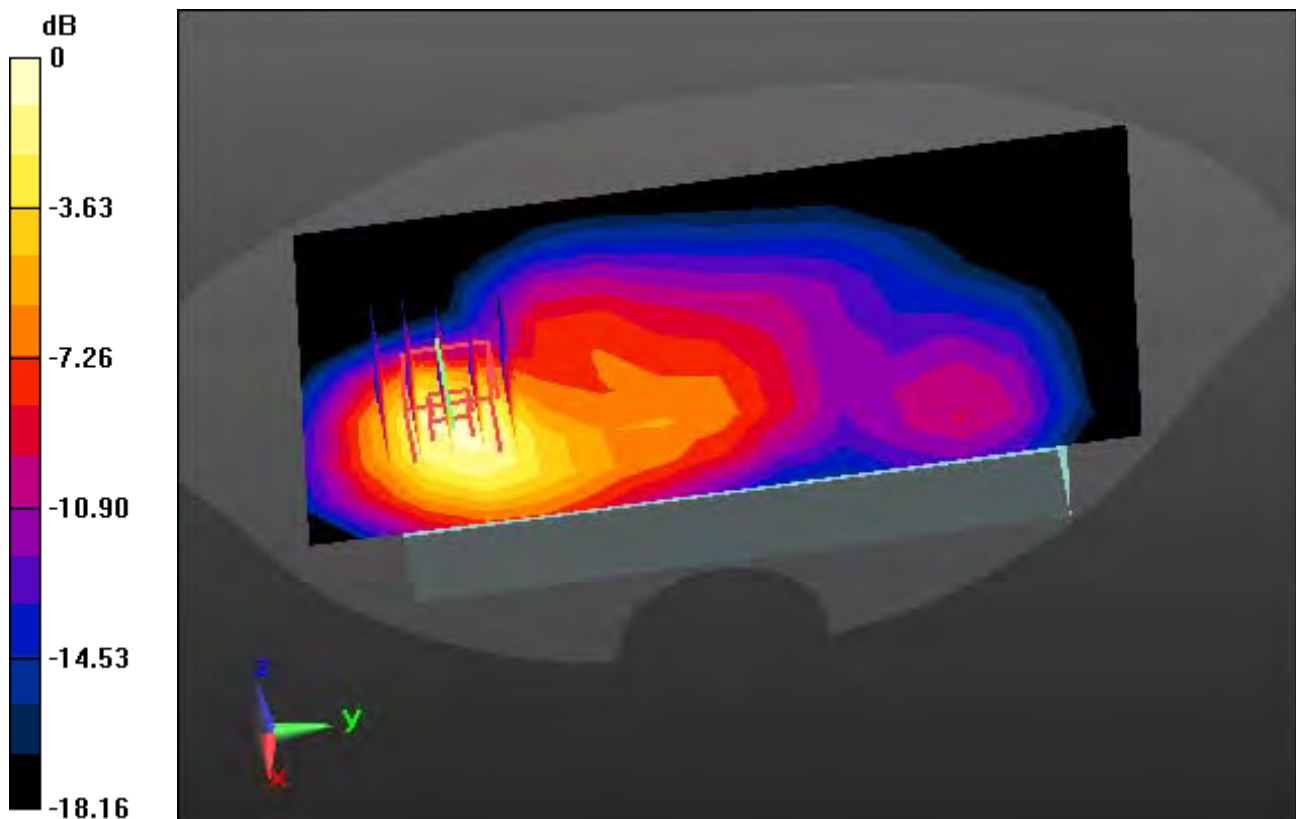
Area Scan (9x15x1): Measurement grid: dx=15mm, dy=15mm

Zoom Scan (5x5x7)/Cube 0: Measurement grid: dx=8mm, dy=8mm, dz=5mm

Power Drift = 0.00 dB

Peak SAR (extrapolated) = 0.337 W/kg

SAR(1 g) = 0.204 W/kg; SAR(10 g) = 0.116 W/kg



0 dB = 0.249 W/kg

DT&C Co., Ltd.

DUT: EF501R; Type: PDA

Communication System: UID 0, PCS1900_Class 12 (0); Frequency: 1880 MHz; Duty Cycle: 1:2.075
Medium parameters used: $f = 1880$ MHz; $\sigma = 1.544$ S/m; $\epsilon_r = 53.146$; $\rho = 1000$ kg/m³
Phantom section: Flat Section

DASY5 Configuration:

Probe: ES3DV3 - SN3327; ConvF(4.92, 4.92, 4.92); Calibrated: 9/18/2017; Electronics: DAE4 Sn1396
Sensor-Surface: 3mm (Mechanical Surface Detection)
Phantom: Twin-SAM V5.0 ; Type: QD 000 P40 CD; Serial: 1679
Measurement SW: DASY52, Version 52.8 (8); SEMCAD X Version 14.6.10 (7331)

Test Date: 2017-10-31; Ambient Temp: 20.5; Tissue Temp: 20.8

1 cm space from Body, Rear, PCS1900 GPRS 4Tx Ch. 661, Ant Internal

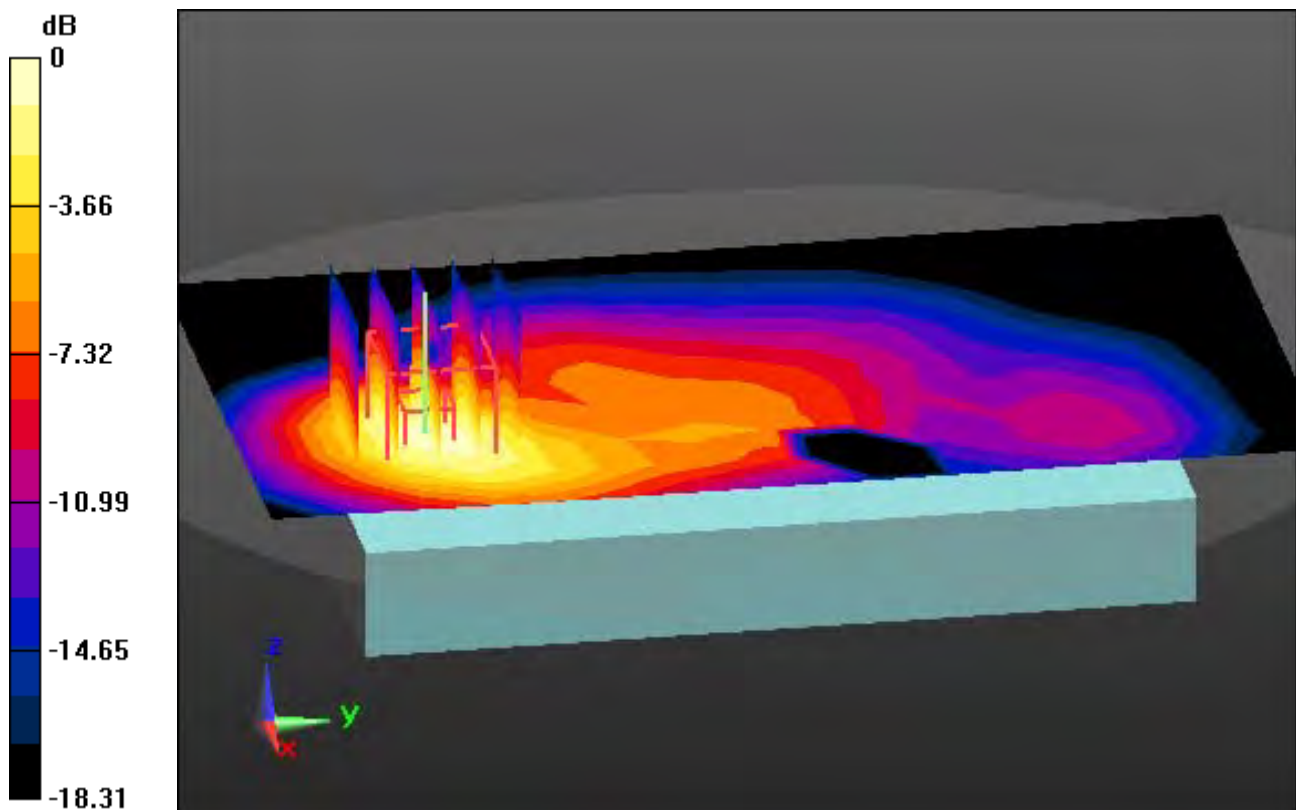
Area Scan (9x15x1): Measurement grid: dx=15mm, dy=15mm

Zoom Scan (5x5x7)/Cube 0: Measurement grid: dx=8mm, dy=8mm, dz=5mm

Power Drift = 0.06 dB

Peak SAR (extrapolated) = 0.645 W/kg

SAR(1 g) = 0.391 W/kg; SAR(10 g) = 0.220 W/kg



0 dB = 0.471 W/kg

DT&C Co., Ltd.

DUT: EF501R; Type: PDA

Communication System: UID 0, WCDMA 850 (0); Frequency: 836.6 MHz; Duty Cycle: 1:1

Medium parameters used: $f = 836.6$ MHz; $\sigma = 0.971$ S/m; $\epsilon_r = 53.838$; $\rho = 1000$ kg/m³

Phantom section: Flat Section

DASY5 Configuration:

Probe: ES3DV3 - SN3327; ConvF(6.31, 6.31, 6.31); Calibrated: 2017-09-18; Electronics: DAE4 Sn1396

Sensor-Surface: 3mm (Mechanical Surface Detection)

Phantom: Twin-SAM V5.0 ; Type: QD 000 P40 CD; Serial: 1679

Measurement SW: DASY52, Version 52.8 (8); SEMCAD X Version 14.6.10 (7331)

Test Date: 2017-11-01; Ambient Temp: 21.5; Tissue Temp: 21.7

1 cm space from Body, Rear, WCDMA850 Ch. 4183, Ant Internal

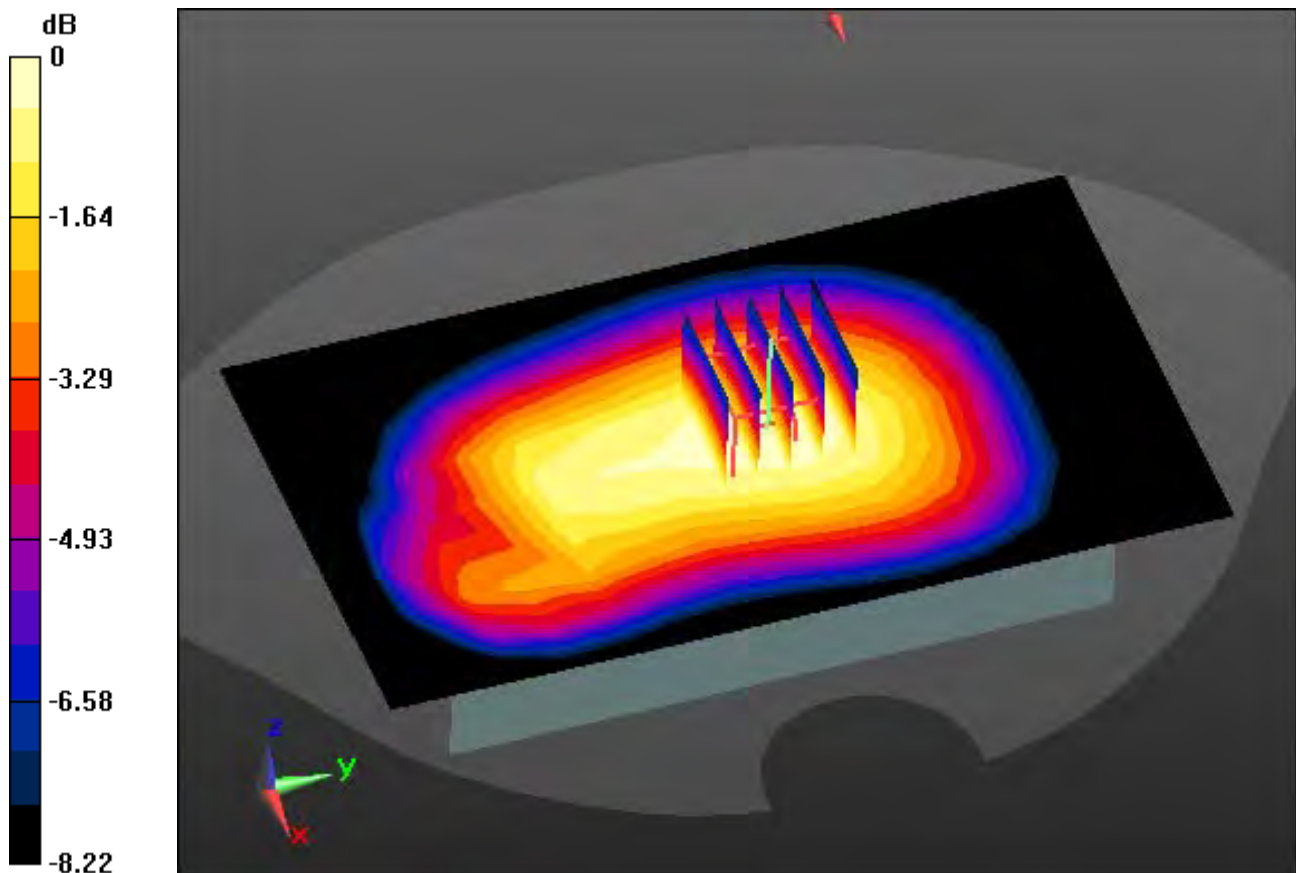
Area Scan (9x15x1): Measurement grid: dx=15mm, dy=15mm

Zoom Scan (5x5x7)/Cube 0: Measurement grid: dx=8mm, dy=8mm, dz=5mm

Power Drift = 0.01 dB

Peak SAR (extrapolated) = 0.572 W/kg

SAR(1 g) = 0.452 W/kg; SAR(10 g) = 0.339 W/kg



0 dB = 0.499 W/kg

DT&C Co., Ltd.

DUT: EF501R; Type: PDA

Communication System: UID 0, WCDMA 1900 (0); Frequency: 1880 MHz; Duty Cycle: 1:1

Medium parameters used: $f = 1880$ MHz; $\sigma = 1.54$ S/m; $\epsilon_r = 52.953$; $\rho = 1000$ kg/m³

Phantom section: Flat Section

DASY5 Configuration:

Probe: ES3DV3 - SN3327; ConvF(4.92, 4.92, 4.92); Calibrated: 2017-09-18; Electronics: DAE4 Sn1396
Sensor-Surface: 3mm (Mechanical Surface Detection)

Phantom: Twin-SAM V5.0 ; Type: QD 000 P40 CD; Serial: 1679

Measurement SW: DASY52, Version 52.8 (8); SEMCAD X Version 14.6.10 (7331)

Test Date: 2017-11-02; Ambient Temp: 21.8; Tissue Temp: 22.0

1 cm space from Body, Rear, WCDMA1900 Ch. 9400, Ant Internal

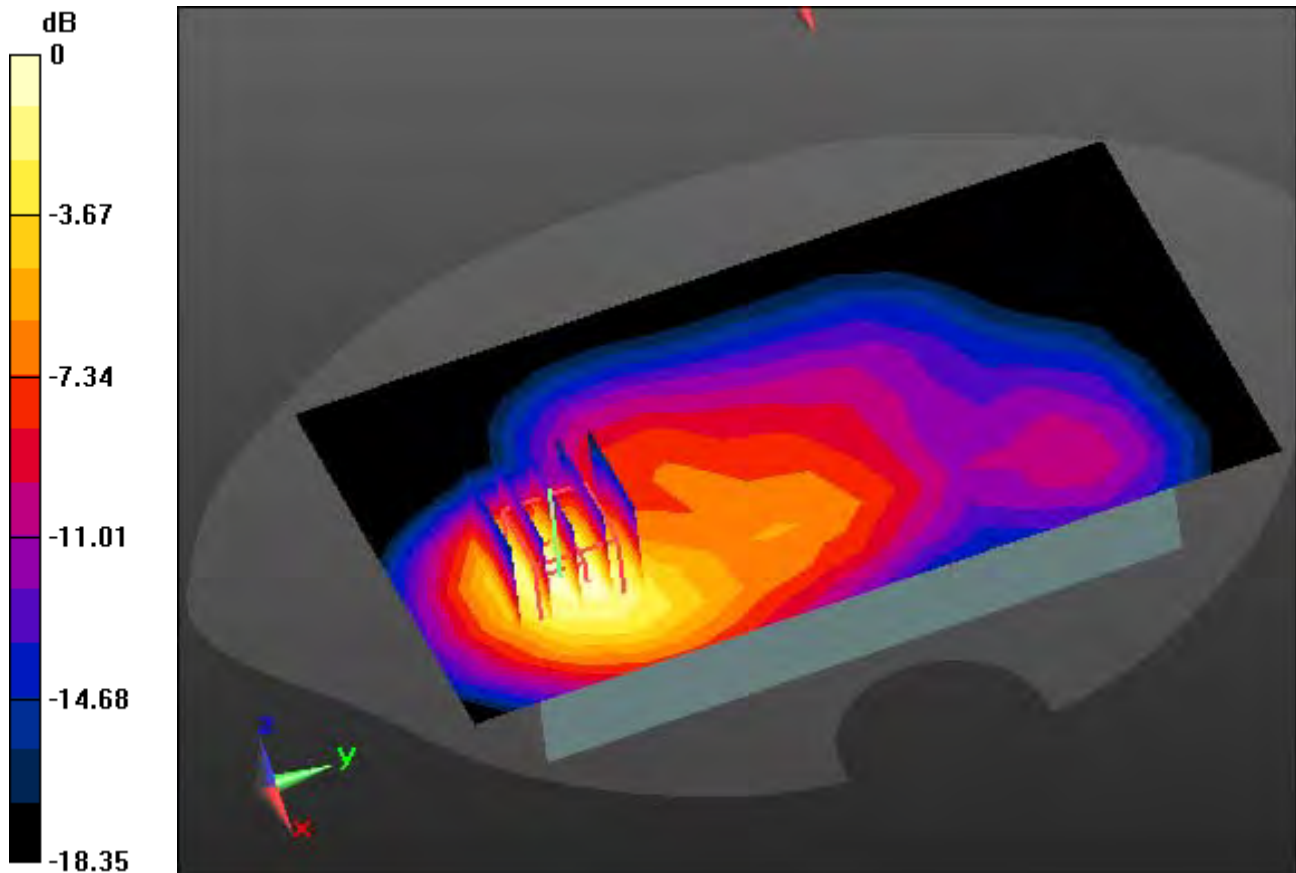
Area Scan (9x15x1): Measurement grid: dx=15mm, dy=15mm

Zoom Scan (5x5x7)/Cube 0: Measurement grid: dx=8mm, dy=8mm, dz=5mm

Power Drift = -0.03 dB

Peak SAR (extrapolated) = 0.456 W/kg

SAR(1 g) = 0.276 W/kg; SAR(10 g) = 0.156 W/kg



0 dB = 0.337 W/kg

DT&C Co., Ltd.

DUT: EF501R; Type: PDA

Communication System: UID 0, LTE Band 5(FCC) (0); Frequency: 836.5 MHz;Duty Cycle: 1:1
Medium parameters used: $f = 836.5$ MHz; $\sigma = 1.006$ S/m; $\epsilon_r = 54.172$; $\rho = 1000$ kg/m³
Phantom section: Flat Section

DASY5 Configuration:

Probe: ES3DV3 - SN3327; ConvF(6.31, 6.31, 6.31); Calibrated: 9/18/2017; Electronics: DAE4 Sn1396
Sensor-Surface: 3mm (Mechanical Surface Detection)
Phantom: Twin-SAM V5.0 ; Type: QD 000 P40 CD; Serial: 1679
Measurement SW: DASY52, Version 52.8 (8); SEMCAD X Version 14.6.10 (7331)

Test Date: 2017-11-07; Ambient Temp: 21.1; Tissue Temp: 21.3

1 cm space from Body, Rear, LTE Band 5 Ch. 20525, Ant Internal

Mode : BandWidth 10 MHz, QPSK, RB Size: 1

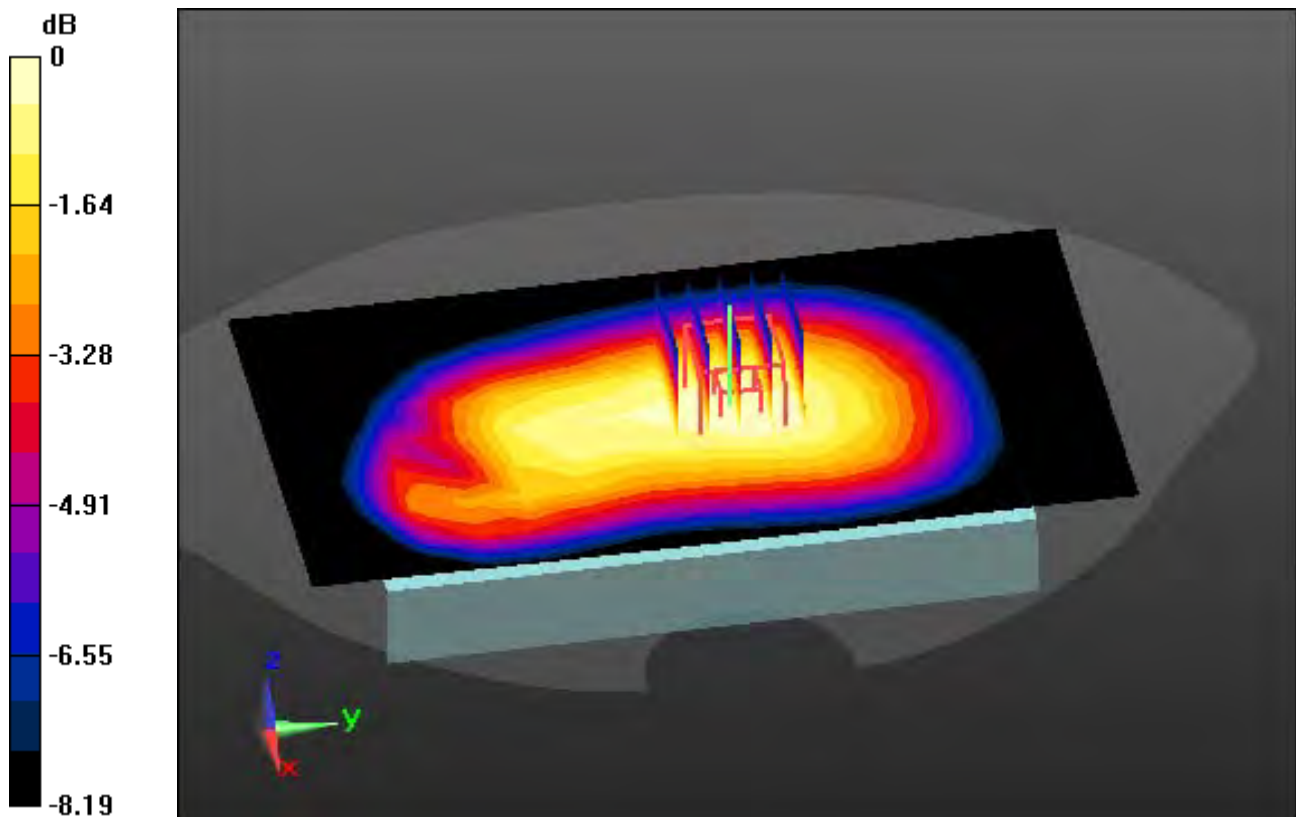
Area Scan (9x15x1): Measurement grid: dx=15mm, dy=15mm

Zoom Scan (5x5x7)/Cube 0: Measurement grid: dx=8mm, dy=8mm, dz=5mm

Power Drift = 0.00 dB

Peak SAR (extrapolated) = 0.539 W/kg

SAR(1 g) = 0.425 W/kg; SAR(10 g) = 0.318 W/kg



0 dB = 0.469 W/kg

DT&C Co., Ltd.

DUT: EF501R; Type: PDA

Communication System: UID 0, LTE Band 4 (FCC) (0); Frequency: 1732.5 MHz; Duty Cycle: 1:1
Medium parameters used: $f = 1732.5$ MHz; $\sigma = 1.514$ S/m; $\epsilon_r = 51.619$; $\rho = 1000$ kg/m³
Phantom section: Flat Section

DASY5 Configuration:

Probe: ES3DV3 - SN3327; ConvF(5.18, 5.18, 5.18); Calibrated: 9/18/2017; Electronics: DAE4 Sn1396
Sensor-Surface: 3mm (Mechanical Surface Detection)
Phantom: Twin-SAM V5.0 ; Type: QD 000 P40 CD; Serial: 1679
Measurement SW: DASY52, Version 52.8 (8); SEMCAD X Version 14.6.10 (7331)

Test Date: 2017-11-06; Ambient Temp: 21.3; Tissue Temp: 21.6

1 cm space from Body, Rear, LTE Band 4 Ch. 20175, Ant Internal

Mode : BandWidth 20 MHz, QPSK, RB Size: 1

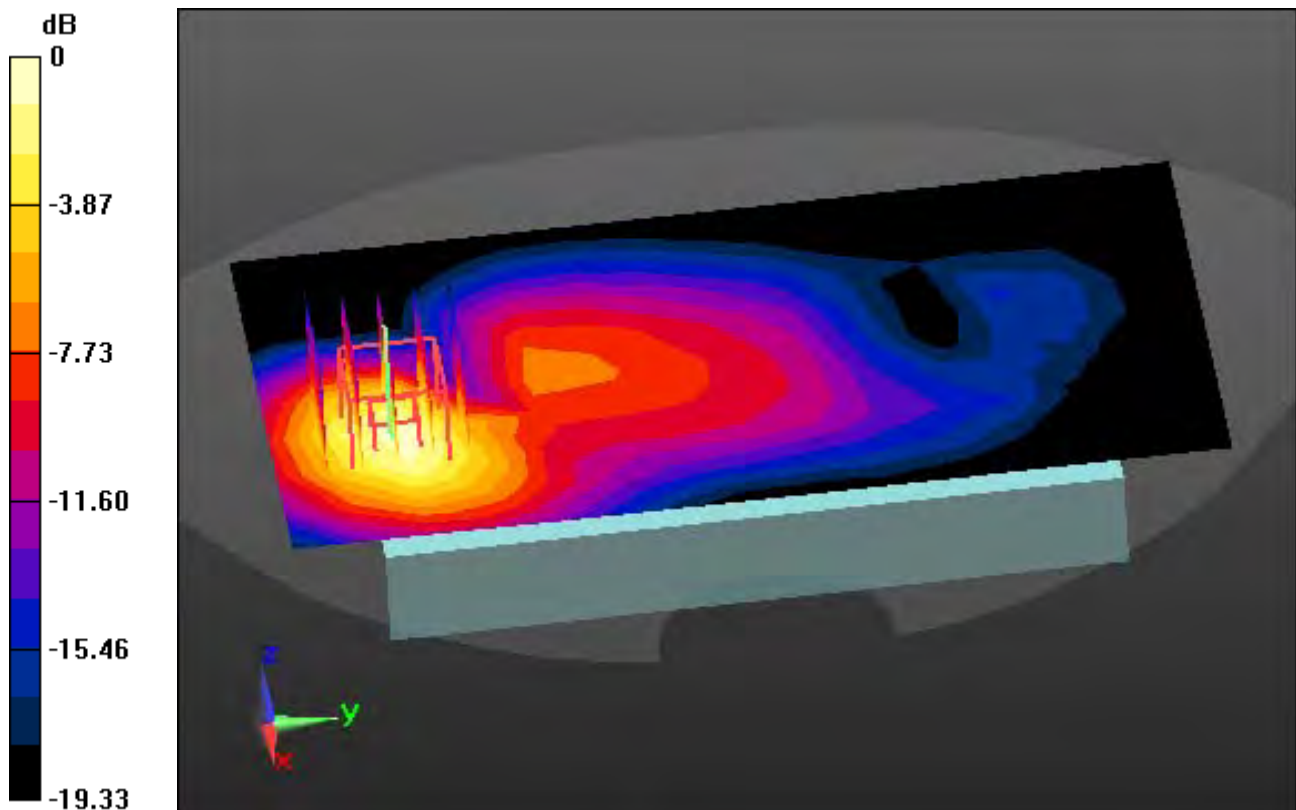
Area Scan (9x15x1): Measurement grid: dx=15mm, dy=15mm

Zoom Scan (5x5x7)/Cube 0: Measurement grid: dx=8mm, dy=8mm, dz=5mm

Power Drift = 0.01 dB

Peak SAR (extrapolated) = 0.573 W/kg

SAR(1 g) = 0.357 W/kg; SAR(10 g) = 0.203 W/kg



0 dB = 0.430 W/kg

DT&C Co., Ltd.

DUT: EF501R; Type: PDA

Communication System: UID 0, LTE Band 2 (0); Frequency: 1860 MHz; Duty Cycle: 1:1
Medium parameters used: $f = 1860$ MHz; $\sigma = 1.519$ S/m; $\epsilon_r = 52.088$; $\rho = 1000$ kg/m³
Phantom section: Flat Section

DASY5 Configuration:

Probe: ES3DV3 - SN3327; ConvF(4.92, 4.92, 4.92); Calibrated: 9/18/2017; Electronics: DAE4 Sn1396
Sensor-Surface: 3mm (Mechanical Surface Detection)
Phantom: Twin-SAM V5.0 ; Type: QD 000 P40 CD; Serial: 1679
Measurement SW: DASY52, Version 52.8 (8); SEMCAD X Version 14.6.10 (7331)

Test Date: 2017-11-03; Ambient Temp: 22.0; Tissue Temp: 22.3

1 cm space from Body, Front, LTE Band 2 Ch. 18700, Ant Internal

Mode : BandWidth 20 MHz, QPSK, RB Size: 1

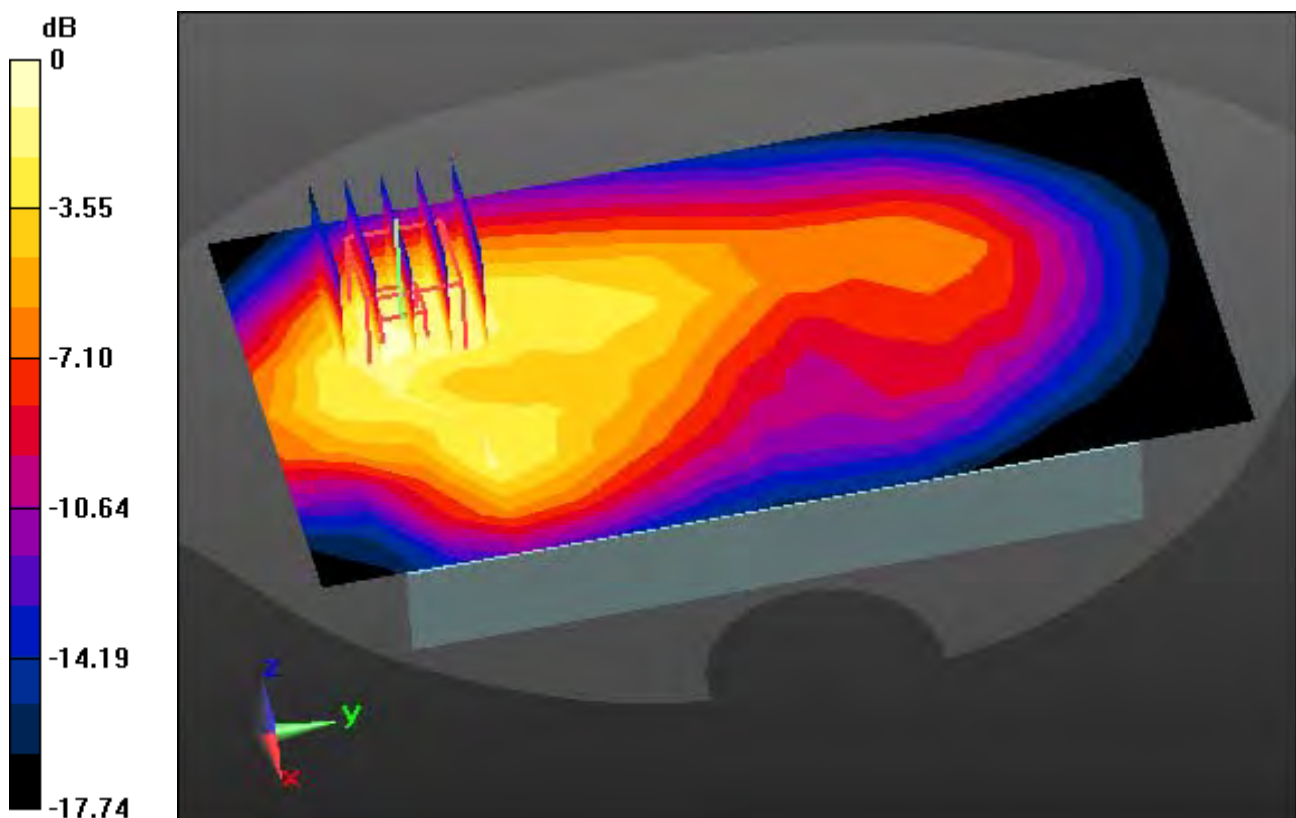
Area Scan (9x15x1): Measurement grid: dx=15mm, dy=15mm

Zoom Scan (5x5x7)/Cube 0: Measurement grid: dx=8mm, dy=8mm, dz=5mm

Power Drift = 0.09 dB

Peak SAR (extrapolated) = 0.520 W/kg

SAR(1 g) = 0.306 W/kg; SAR(10 g) = 0.174 W/kg



0 dB = 0.376 W/kg

DT&C Co., Ltd.

DUT: EF501R; Type: PDA

Communication System: UID 0, W-LAN (0); Frequency: 2462 MHz; Duty Cycle: 1:1
Medium parameters used: $f = 2462$ MHz; $\sigma = 1.965$ S/m; $\epsilon_r = 51.419$; $\rho = 1000$ kg/m³
Phantom section: Flat Section

DASY5 Configuration:

Probe: ES3DV3 - SN3327; ConvF(4.53, 4.53, 4.53); Calibrated: 9/18/2017; Electronics: DAE4 Sn1396
Sensor-Surface: 3mm (Mechanical Surface Detection)
Phantom: Twin-SAM V5.0 ; Type: QD 000 P40 CD; Serial: 1679
Measurement SW: DASY52, Version 52.8 (8); SEMCAD X Version 14.6.10 (7331)

Test Date: 2017-11-08; Ambient Temp: 21.2; Tissue Temp: 21.5

1 cm space from Body, Rear, W-LAN(802.11b) Ch. 11, Ant Internal

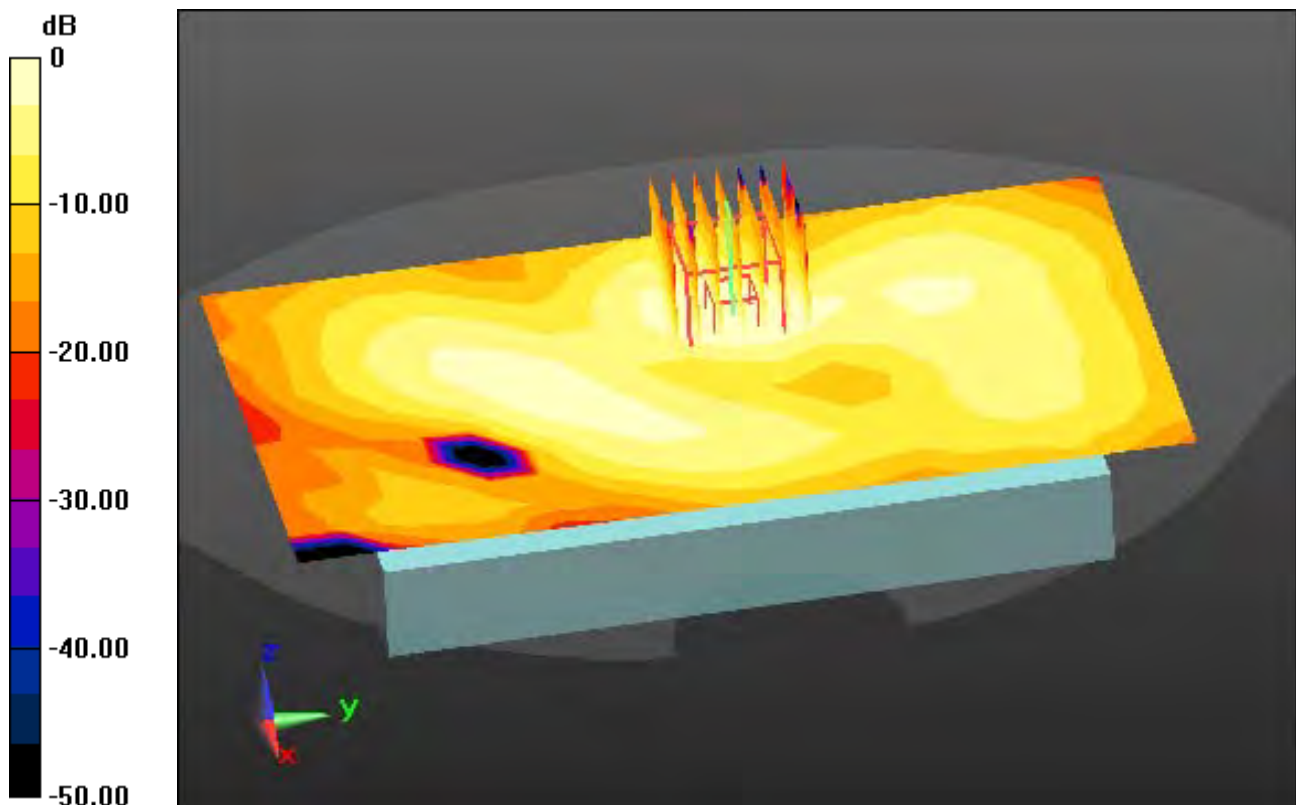
Area Scan (11x18x1): Measurement grid: dx=12mm, dy=12mm

Zoom Scan (7x7x7)/Cube 0: Measurement grid: dx=5mm, dy=5mm, dz=5mm

Power Drift = 0.11 dB

Peak SAR (extrapolated) = 0.0790 W/kg

SAR(1 g) = 0.041 W/kg; SAR(10 g) = 0.021 W/kg



0 dB = 0.0517 W/kg

DT&C Co., Ltd.

DUT: EF501R; Type: PDA

Communication System: UID 0, W-LAN_5300 (0); Frequency: 5260 MHz; Duty Cycle: 1:1
Medium parameters used: $f = 5260$ MHz; $\sigma = 5.426$ S/m; $\epsilon_r = 48.513$; $\rho = 1000$ kg/m³
Phantom section: Flat Section

DASY5 Configuration:

Probe: EX3DV4 - SN3930; ConvF(4.7, 4.7, 4.7); Calibrated: 7/26/2017; Electronics: DAE4 Sn1396
Sensor-Surface: 1.4mm (Mechanical Surface Detection)
Phantom: Twin-SAM V5.0 ; Type: QD 000 P40 CD; Serial: 1679
Measurement SW: DASY52, Version 52.8 (8); SEMCAD X Version 14.6.10 (7331)

Test Date: 2017-11-09; Ambient Temp: 21.0; Tissue Temp: 21.3

1 cm space from Body, Rear, W-LAN(802.11a) Ch. 52, Ant Internal

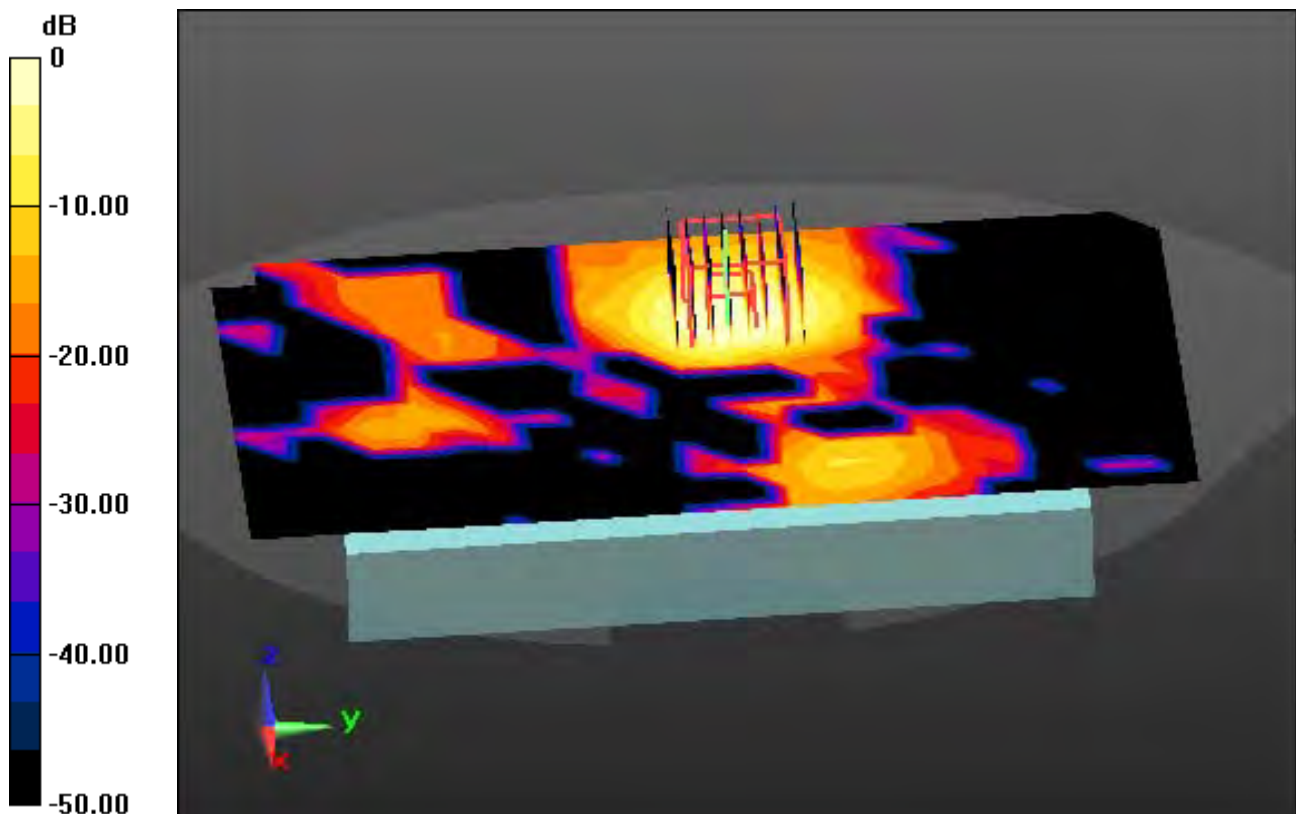
Area Scan (14x22x1): Measurement grid: dx=10mm, dy=10mm

Zoom Scan (8x8x7)/Cube 0: Measurement grid: dx=4mm, dy=4mm, dz=1.4mm, Graded Ratio: 1.4

Power Drift = -0.01 dB

Peak SAR (extrapolated) = 1.06 W/kg

SAR(1 g) = 0.215 W/kg; SAR(10 g) = 0.076 W/kg



0 dB = 0.505 W/kg

DT&C Co., Ltd.

DUT: EF501R; Type: PDA

Communication System: UID 0, W-LAN_5600 (0); Frequency: 5580 MHz; Duty Cycle: 1:1
Medium parameters used: $f = 5580$ MHz; $\sigma = 5.828$ S/m; $\epsilon_r = 47.099$; $\rho = 1000$ kg/m³
Phantom section: Flat Section

DASY5 Configuration:

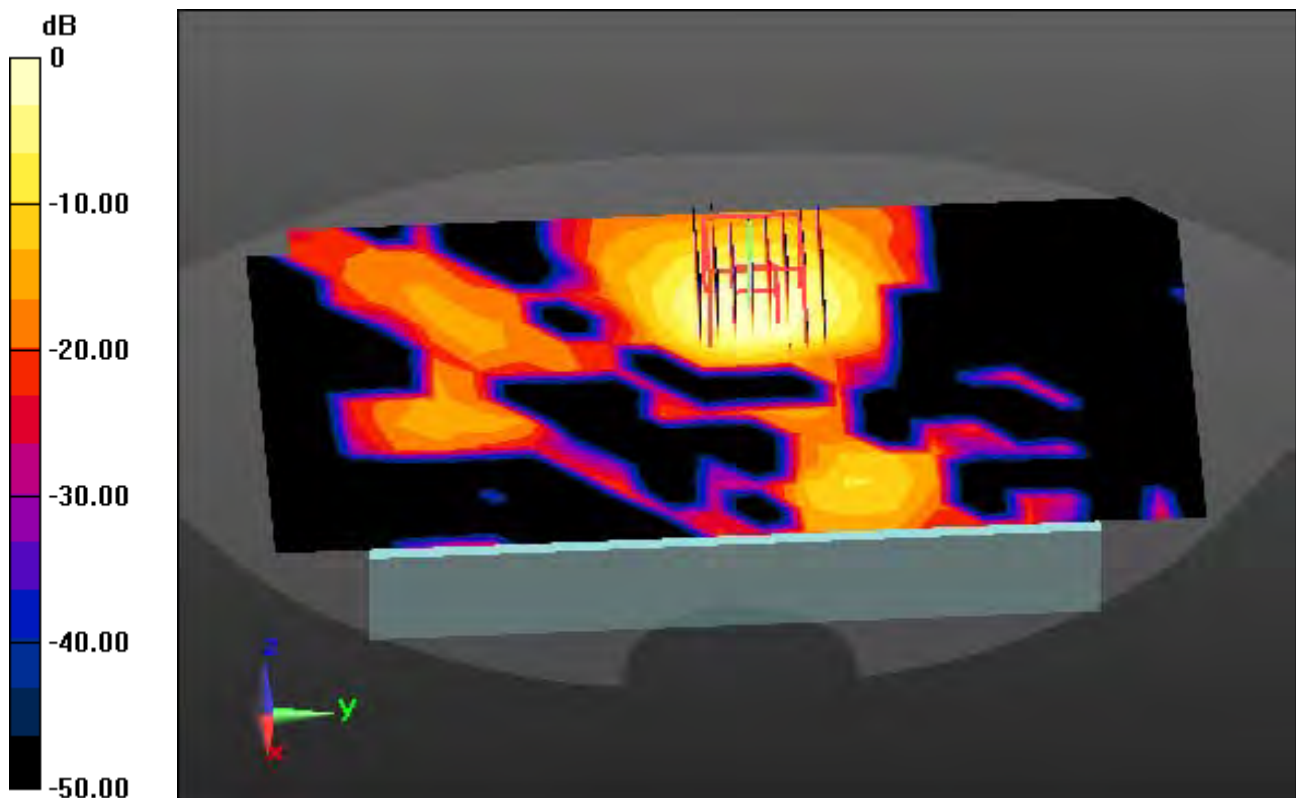
Probe: EX3DV4 - SN3930; ConvF(4.22, 4.22, 4.22); Calibrated: 7/26/2017; Electronics: DAE4 Sn1396
Sensor-Surface: 1.4mm (Mechanical Surface Detection)
Phantom: Twin-SAM V5.0 ; Type: QD 000 P40 CD; Serial: 1679
Measurement SW: DASY52, Version 52.8 (8); SEMCAD X Version 14.6.10 (7331)

Test Date: 2017-11-10; Ambient Temp: 21.4; Tissue Temp: 21.5

1 cm space from Body, Rear, W-LAN(802.11a) Ch. 116, Ant Internal

Area Scan (14x22x1): Measurement grid: dx=10mm, dy=10mm

Zoom Scan (8x8x7)/Cube 0: Measurement grid: dx=4mm, dy=4mm, dz=1.4mm, Graded Ratio: 1.4
Power Drift = 0.07 dB
Peak SAR (extrapolated) = 0.931 W/kg
SAR(1 g) = 0.253 W/kg; SAR(10 g) = 0.089 W/kg



0 dB = 0.587 W/kg

DT&C Co., Ltd.

DUT: EF501R; Type: PDA

Communication System: UID 0, W-LAN_5800 (0); Frequency: 5745 MHz; Duty Cycle: 1:1
Medium parameters used: $f = 5745$ MHz; $\sigma = 6.139$ S/m; $\epsilon_r = 47.527$; $\rho = 1000$ kg/m³
Phantom section: Flat Section

DASY5 Configuration:

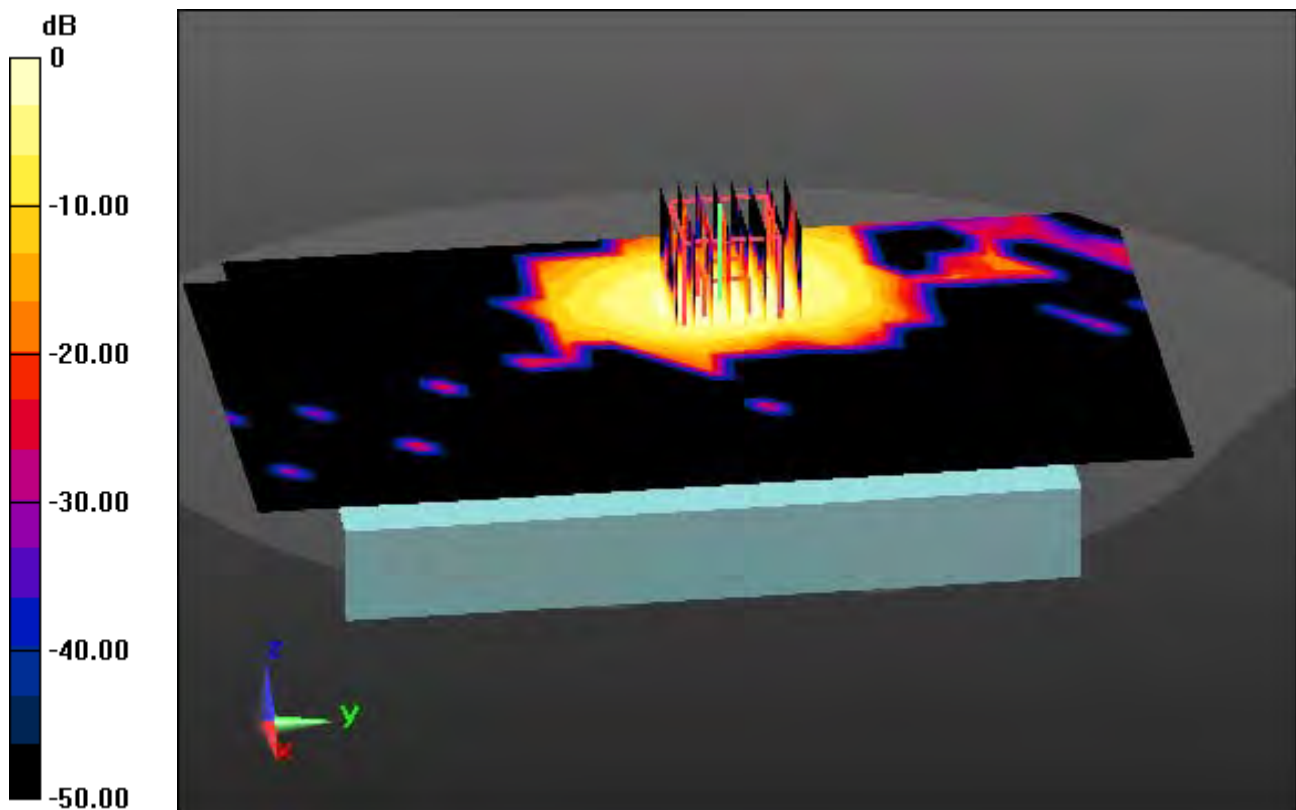
Probe: EX3DV4 - SN3930; ConvF(4.33, 4.33, 4.33); Calibrated: 7/26/2017; Electronics: DAE4 Sn1396
Sensor-Surface: 1.4mm (Mechanical Surface Detection)
Phantom: Twin-SAM V5.0 ; Type: QD 000 P40 CD; Serial: 1679
Measurement SW: DASY52, Version 52.8 (8); SEMCAD X Version 14.6.10 (7331)

Test Date: 2017-11-13; Ambient Temp: 21.2; Tissue Temp: 21.4

1 cm space from Body, Rear, W-LAN(802.11a) Ch. 149, Ant Internal

Area Scan (14x22x1): Measurement grid: dx=10mm, dy=10mm

Zoom Scan (8x8x7)/Cube 0: Measurement grid: dx=4mm, dy=4mm, dz=1.4mm, Graded Ratio: 1.4
Power Drift = -0.12 dB
Peak SAR (extrapolated) = 0.570 W/kg
SAR(1 g) = 0.121 W/kg; SAR(10 g) = 0.045 W/kg



0 dB = 0.300 W/kg

DT&C Co., Ltd.

DUT: EF501R; Type: PDA

Communication System: UID 0, PCS1900_Class 12 (0); Frequency: 1880 MHz; Duty Cycle: 1:2.075
Medium parameters used: $f = 1880$ MHz; $\sigma = 1.544$ S/m; $\epsilon_r = 53.146$; $\rho = 1000$ kg/m³
Phantom section: Flat Section

DASY5 Configuration:

Probe: ES3DV3 - SN3327; ConvF(4.92, 4.92, 4.92); Calibrated: 9/18/2017; Electronics: DAE4 Sn1396
Sensor-Surface: 3mm (Mechanical Surface Detection)
Phantom: Twin-SAM V5.0 ; Type: QD 000 P40 CD; Serial: 1679
Measurement SW: DASY52, Version 52.8 (8); SEMCAD X Version 14.6.10 (7331)

Test Date: 2017-10-31; Ambient Temp: 20.5; Tissue Temp: 20.8

1 cm space from Body, Bottom, PCS1900 GPRS 4Tx Ch. 661, Ant Internal

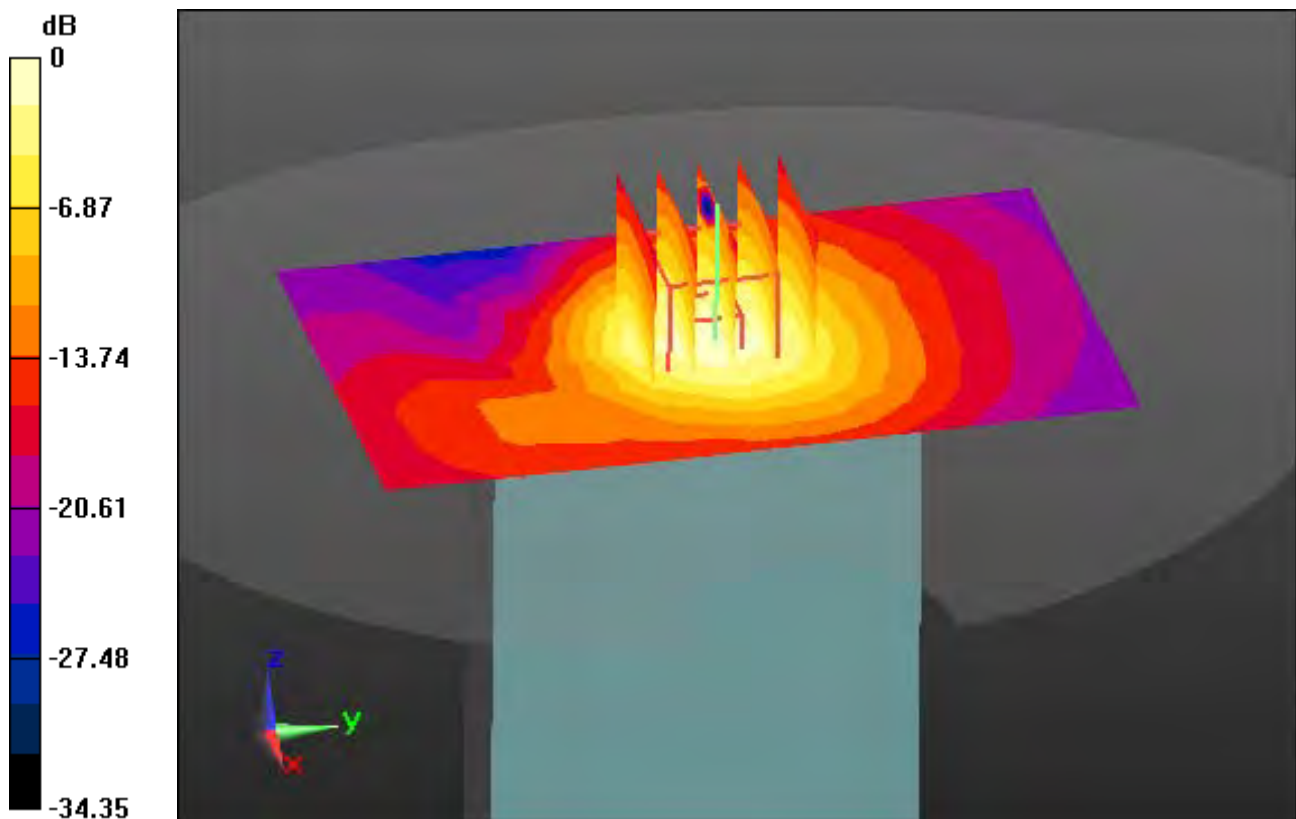
Area Scan (7x11x1): Measurement grid: dx=15mm, dy=15mm

Zoom Scan (5x5x7)/Cube 0: Measurement grid: dx=8mm, dy=8mm, dz=5mm

Power Drift = 0.03 dB

Peak SAR (extrapolated) = 1.08 W/kg

SAR(1 g) = 0.642 W/kg; SAR(10 g) = 0.354 W/kg



0 dB = 0.786 W/kg

DT&C Co., Ltd.

DUT: EF501R; Type: PDA

Communication System: UID 0, WCDMA 1900 (0); Frequency: 1880 MHz; Duty Cycle: 1:1

Medium parameters used: $f = 1880$ MHz; $\sigma = 1.54$ S/m; $\epsilon_r = 52.953$; $\rho = 1000$ kg/m³

Phantom section: Flat Section

DASY5 Configuration:

Probe: ES3DV3 - SN3327; ConvF(4.92, 4.92, 4.92); Calibrated: 2017-09-18; Electronics: DAE4 Sn1396

Sensor-Surface: 3mm (Mechanical Surface Detection)

Phantom: Twin-SAM V5.0 ; Type: QD 000 P40 CD; Serial: 1679

Measurement SW: DASY52, Version 52.8 (8); SEMCAD X Version 14.6.10 (7331)

Test Date: 2017-11-02; Ambient Temp: 21.8; Tissue Temp: 22.0

1 cm space from Body, Bottom, WCDMA1900 Ch. 9400, Ant Internal

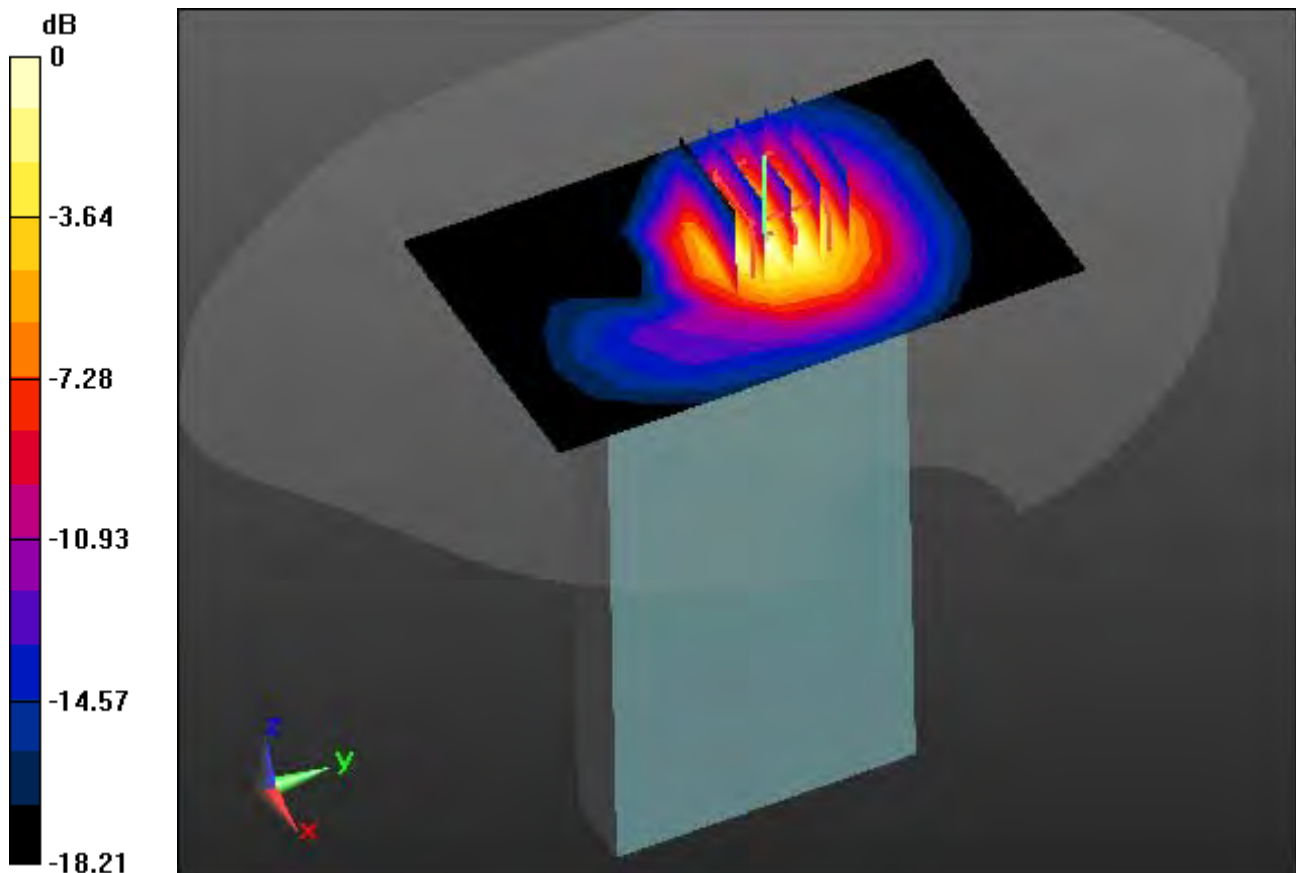
Area Scan (7x11x1): Measurement grid: dx=15mm, dy=15mm

Zoom Scan (5x5x7)/Cube 0: Measurement grid: dx=8mm, dy=8mm, dz=5mm

Power Drift = -0.01 dB

Peak SAR (extrapolated) = 0.748 W/kg

SAR(1 g) = 0.450 W/kg; SAR(10 g) = 0.249 W/kg



0 dB = 0.549 W/kg

DT&C Co., Ltd.

DUT: EF501R; Type: PDA

Communication System: UID 0, LTE Band 4 (FCC) (0); Frequency: 1732.5 MHz; Duty Cycle: 1:1
Medium parameters used: $f = 1732.5$ MHz; $\sigma = 1.514$ S/m; $\epsilon_r = 51.619$; $\rho = 1000$ kg/m³
Phantom section: Flat Section

DASY5 Configuration:

Probe: ES3DV3 - SN3327; ConvF(5.18, 5.18, 5.18); Calibrated: 9/18/2017; Electronics: DAE4 Sn1396
Sensor-Surface: 3mm (Mechanical Surface Detection)
Phantom: Twin-SAM V5.0 ; Type: QD 000 P40 CD; Serial: 1679
Measurement SW: DASY52, Version 52.8 (8); SEMCAD X Version 14.6.10 (7331)

Test Date: 2017-11-06; Ambient Temp: 21.3; Tissue Temp: 21.6

1 cm space from Body, Bottom, LTE Band 4 Ch. 20175, Ant Internal

Mode : BandWidth 20 MHz, QPSK, RB Size: 1

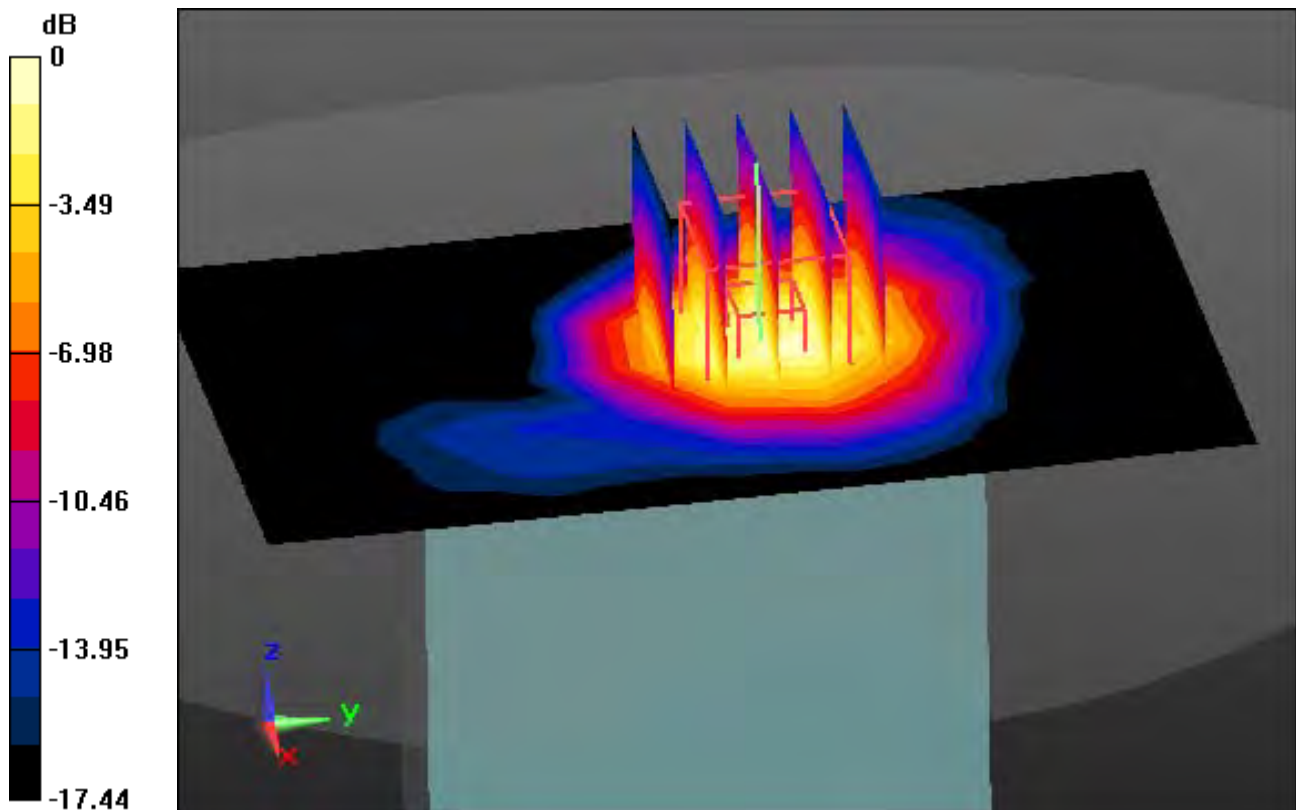
Area Scan (7x11x1): Measurement grid: dx=15mm, dy=15mm

Zoom Scan (5x5x7)/Cube 0: Measurement grid: dx=8mm, dy=8mm, dz=5mm

Power Drift = -0.06 dB

Peak SAR (extrapolated) = 0.874 W/kg

SAR(1 g) = 0.539 W/kg; SAR(10 g) = 0.302 W/kg



0 dB = 0.656 W/kg

DT&C Co., Ltd.

DUT: EF501R; Type: PDA

Communication System: UID 0, LTE Band 2 (0); Frequency: 1860 MHz; Duty Cycle: 1:1
Medium parameters used: $f = 1860$ MHz; $\sigma = 1.519$ S/m; $\epsilon_r = 52.088$; $\rho = 1000$ kg/m³
Phantom section: Flat Section

DASY5 Configuration:

Probe: ES3DV3 - SN3327; ConvF(4.92, 4.92, 4.92); Calibrated: 9/18/2017; Electronics: DAE4 Sn1396
Sensor-Surface: 3mm (Mechanical Surface Detection)
Phantom: Twin-SAM V5.0 ; Type: QD 000 P40 CD; Serial: 1679
Measurement SW: DASY52, Version 52.8 (8); SEMCAD X Version 14.6.10 (7331)

Test Date: 2017-11-03; Ambient Temp: 22.0; Tissue Temp: 22.3

1 cm space from Body, Bottom, LTE Band 2 Ch. 18700, Ant Internal

Mode : BandWidth 20 MHz, QPSK, RB Size: 1

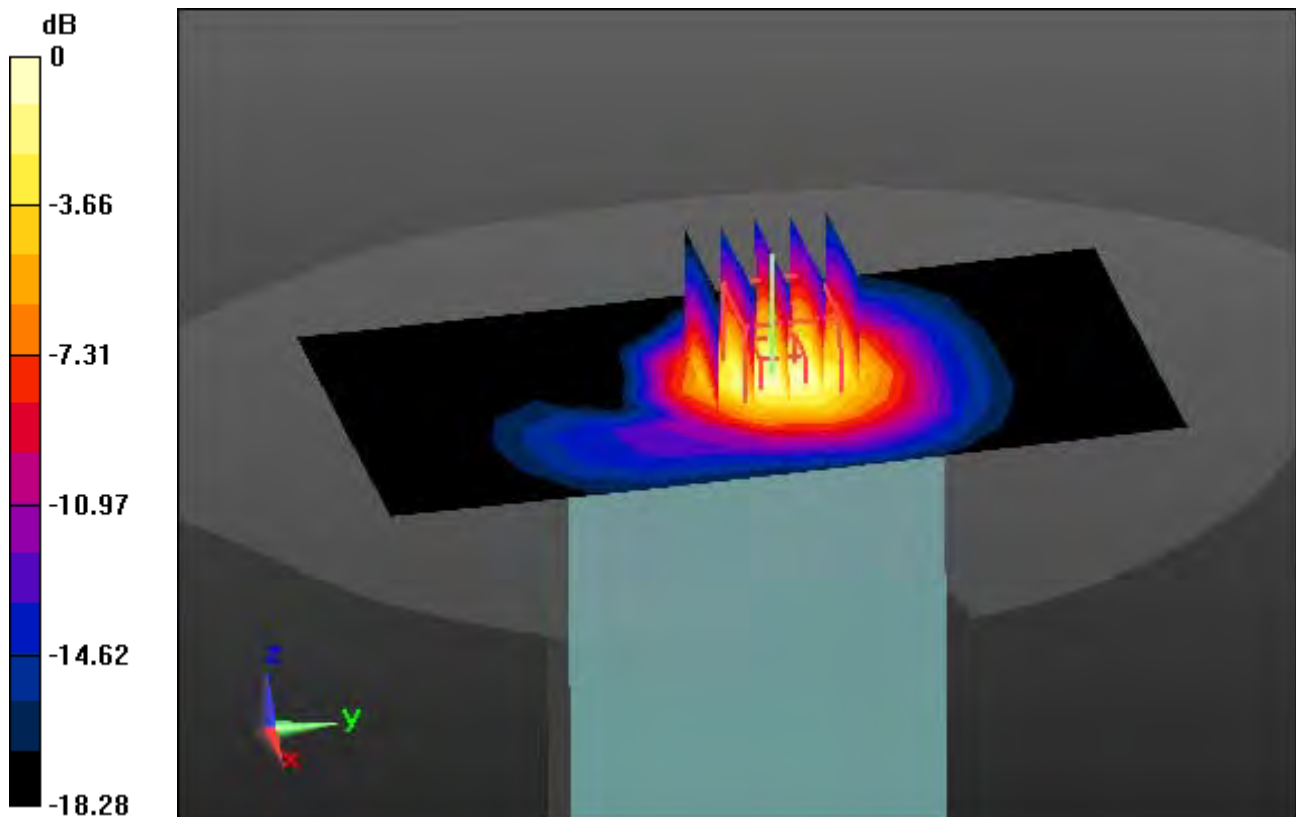
Area Scan (7x13x1): Measurement grid: dx=15mm, dy=15mm

Zoom Scan (5x5x7)/Cube 0: Measurement grid: dx=8mm, dy=8mm, dz=5mm

Power Drift = -0.01 dB

Peak SAR (extrapolated) = 1.04 W/kg

SAR(1 g) = 0.627 W/kg; SAR(10 g) = 0.347 W/kg



0 dB = 0.762 W/kg

DT&C Co., Ltd.

DUT: EF501R; Type: PDA

Communication System: UID 0, W-LAN (0); Frequency: 2462 MHz; Duty Cycle: 1:1
Medium parameters used: $f = 2462$ MHz; $\sigma = 1.965$ S/m; $\epsilon_r = 51.419$; $\rho = 1000$ kg/m³
Phantom section: Flat Section

DASY5 Configuration:

Probe: ES3DV3 - SN3327; ConvF(4.53, 4.53, 4.53); Calibrated: 9/18/2017; Electronics: DAE4 Sn1396
Sensor-Surface: 3mm (Mechanical Surface Detection)
Phantom: Twin-SAM V5.0 ; Type: QD 000 P40 CD; Serial: 1679
Measurement SW: DASY52, Version 52.8 (8); SEMCAD X Version 14.6.10 (7331)

Test Date: 2017-11-08; Ambient Temp: 21.2; Tissue Temp: 21.5

1 cm space from Body, Right, W-LAN(802.11b) Ch. 11, Ant Internal

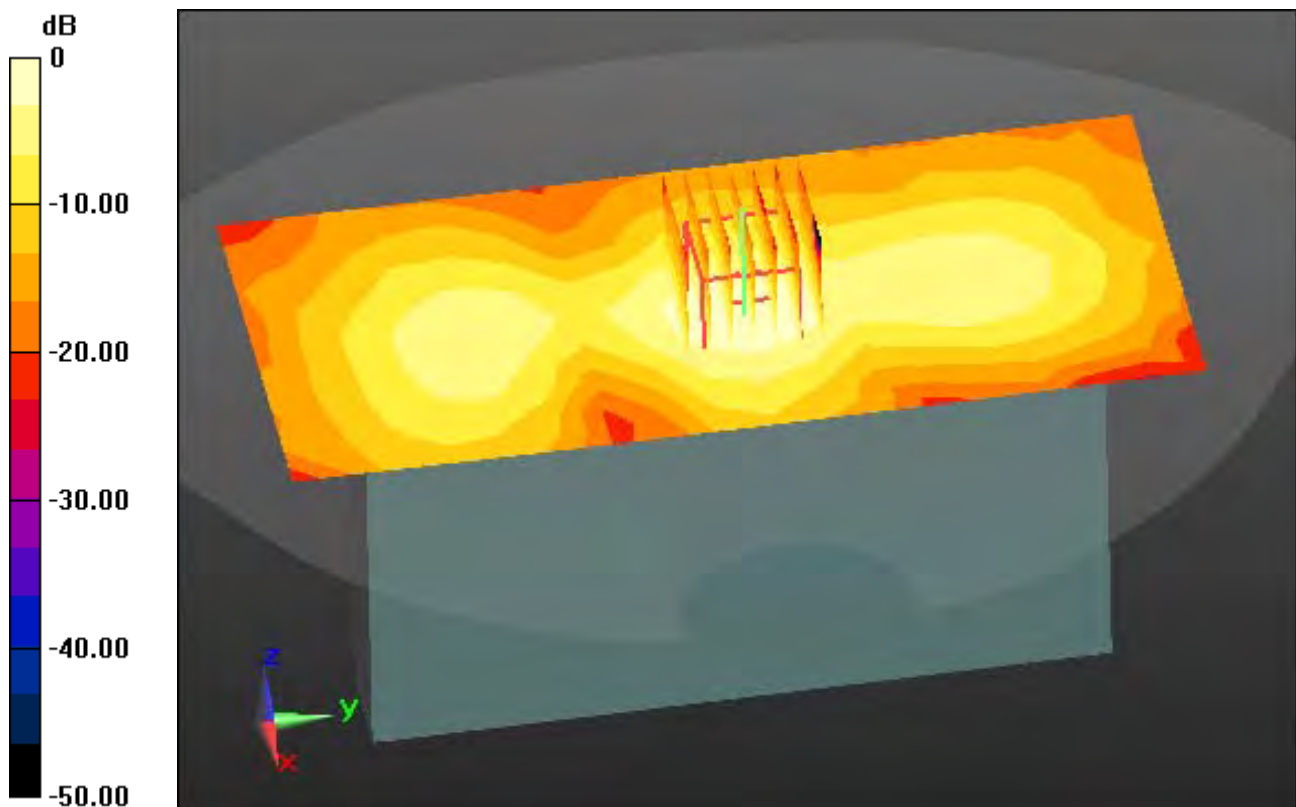
Area Scan (9x18x1): Measurement grid: dx=12mm, dy=12mm

Zoom Scan (7x7x7)/Cube 0: Measurement grid: dx=5mm, dy=5mm, dz=5mm

Power Drift = 0.01 dB

Peak SAR (extrapolated) = 0.128 W/kg

SAR(1 g) = 0.066 W/kg; SAR(10 g) = 0.034 W/kg



0 dB = 0.0837 W/kg

DT&C Co., Ltd.

DUT: EF501R; Type: PDA

Communication System: UID 0, W-LAN_5300 (0); Frequency: 5260 MHz; Duty Cycle: 1:1
Medium parameters used: $f = 5260$ MHz; $\sigma = 5.426$ S/m; $\epsilon_r = 48.513$; $\rho = 1000$ kg/m³
Phantom section: Flat Section

DASY5 Configuration:

Probe: EX3DV4 - SN3930; ConvF(4.7, 4.7, 4.7); Calibrated: 7/26/2017; Electronics: DAE4 Sn1396
Sensor-Surface: 1.4mm (Mechanical Surface Detection)
Phantom: Twin-SAM V5.0 ; Type: QD 000 P40 CD; Serial: 1679
Measurement SW: DASY52, Version 52.8 (8); SEMCAD X Version 14.6.10 (7331)

Test Date: 2017-11-09; Ambient Temp: 21.0; Tissue Temp: 21.3

Touch from Body, Right, W-LAN(802.11a) Ch. 52, Ant Internal

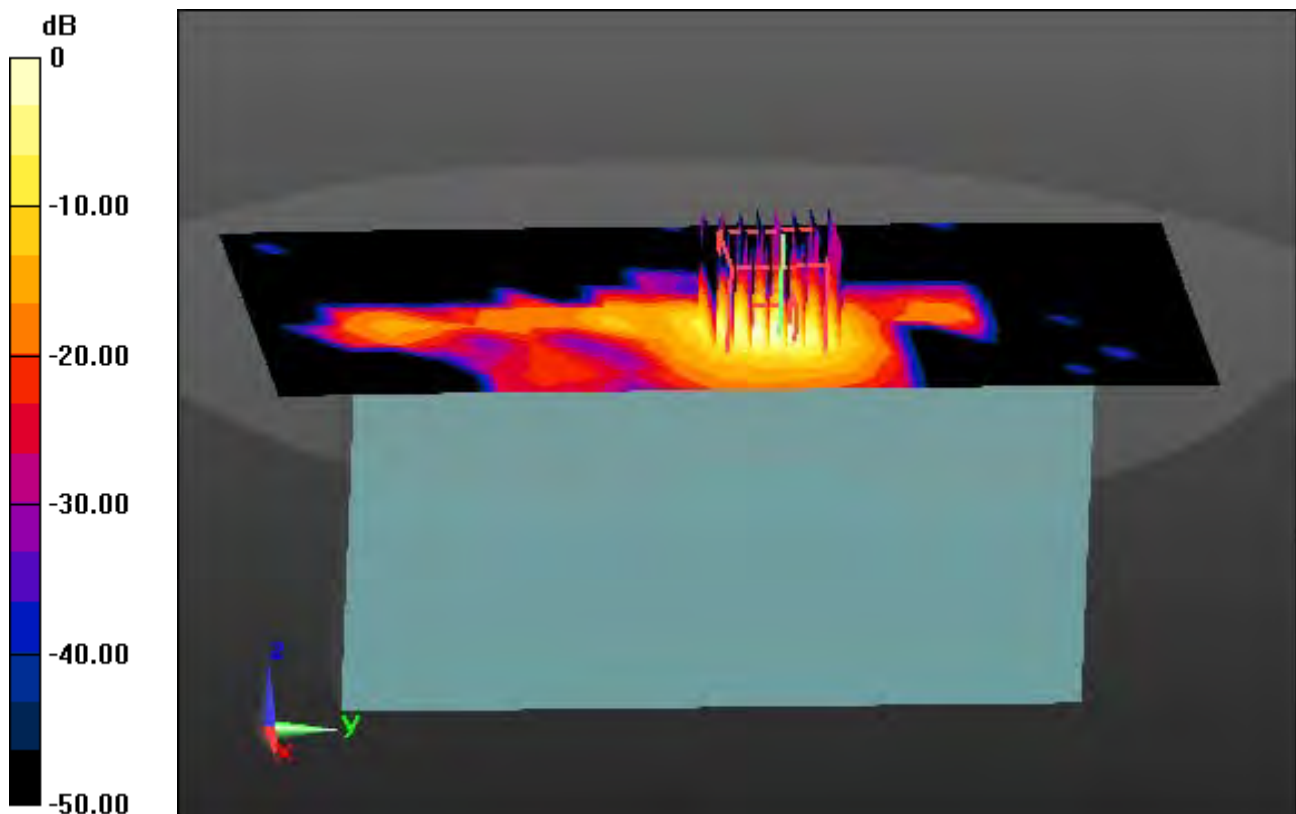
Area Scan (11x22x1): Measurement grid: dx=10mm, dy=10mm

Zoom Scan (8x8x7)/Cube 0: Measurement grid: dx=4mm, dy=4mm, dz=1.4mm, Graded Ratio: 1.4

Power Drift = -0.10 dB

Peak SAR (extrapolated) = 5.20 W/kg

SAR(1 g) = 1.09 W/kg; SAR(10 g) = 0.291 W/kg



0 dB = 2.83 W/kg

DT&C Co., Ltd.

DUT: EF501R; Type: PDA

Communication System: UID 0, W-LAN_5600 (0); Frequency: 5580 MHz; Duty Cycle: 1:1
Medium parameters used: $f = 5580$ MHz; $\sigma = 5.828$ S/m; $\epsilon_r = 47.099$; $\rho = 1000$ kg/m³
Phantom section: Flat Section

DASY5 Configuration:

Probe: EX3DV4 - SN3930; ConvF(4.22, 4.22, 4.22); Calibrated: 7/26/2017; Electronics: DAE4 Sn1396
Sensor-Surface: 1.4mm (Mechanical Surface Detection)
Phantom: Twin-SAM V5.0 ; Type: QD 000 P40 CD; Serial: 1679
Measurement SW: DASY52, Version 52.8 (8); SEMCAD X Version 14.6.10 (7331)

Test Date: 2017-11-10; Ambient Temp: 21.4; Tissue Temp: 21.5

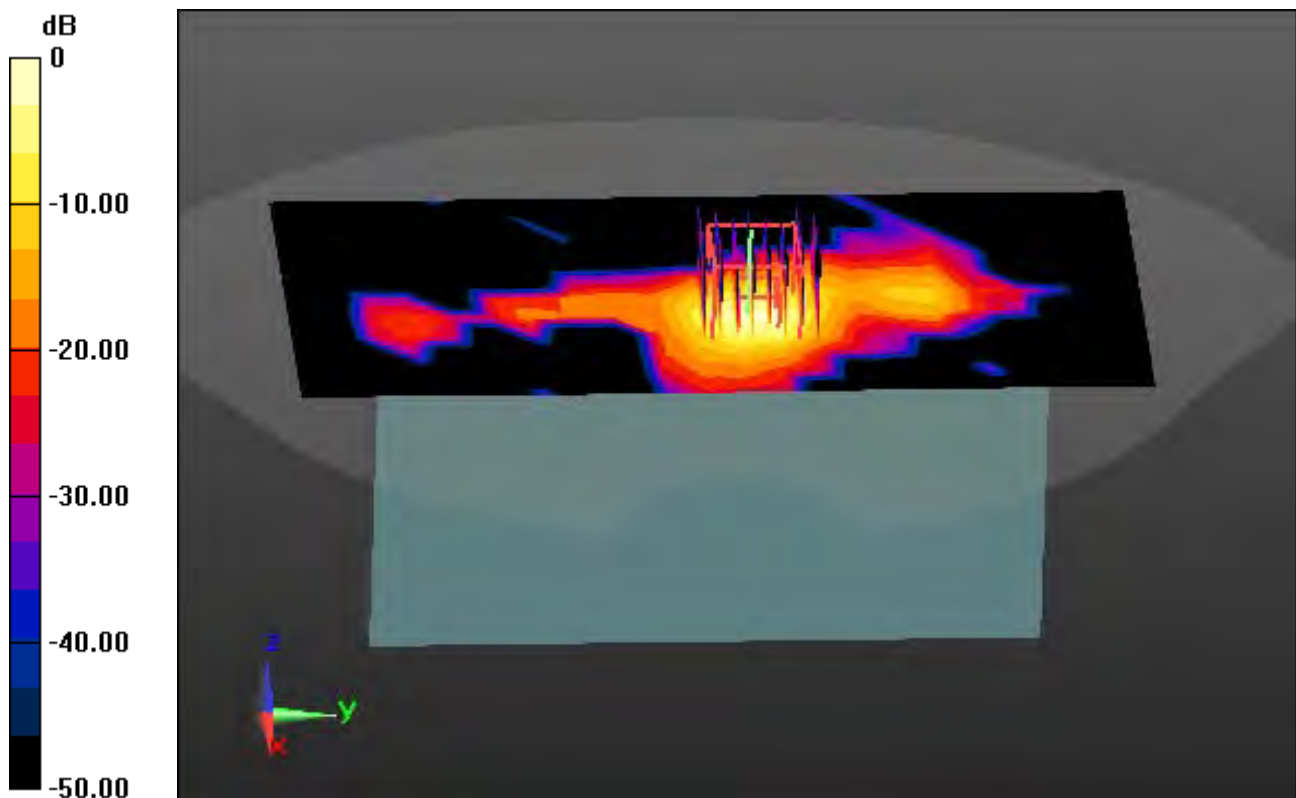
Touch from Body, Right, W-LAN(802.11a) Ch. 116, Ant Internal

Area Scan (11x22x1): Measurement grid: dx=10mm, dy=10mm

Zoom Scan (8x8x7)/Cube 0: Measurement grid: dx=4mm, dy=4mm, dz=1.4mm, Graded Ratio: 1.4
Power Drift = 0.03 dB

Peak SAR (extrapolated) = 5.52 W/kg

SAR(1 g) = 1.16 W/kg; SAR(10 g) = 0.303 W/kg



0 dB = 2.93 W/kg

DT&C Co., Ltd.

DUT: EF501R; Type: PDA

Communication System: UID 0, W-LAN_5800 (0); Frequency: 5745 MHz; Duty Cycle: 1:1
Medium parameters used: $f = 5745$ MHz; $\sigma = 6.139$ S/m; $\epsilon_r = 47.527$; $\rho = 1000$ kg/m³
Phantom section: Flat Section

DASY5 Configuration:

Probe: EX3DV4 - SN3930; ConvF(4.33, 4.33, 4.33); Calibrated: 7/26/2017; Electronics: DAE4 Sn1396
Sensor-Surface: 1.4mm (Mechanical Surface Detection)
Phantom: Twin-SAM V5.0 ; Type: QD 000 P40 CD; Serial: 1679
Measurement SW: DASY52, Version 52.8 (8); SEMCAD X Version 14.6.10 (7331)

Test Date: 2017-11-13; Ambient Temp: 21.2; Tissue Temp: 21.4

Touch from Body, Right, W-LAN(802.11a) Ch. 149, Ant Internal

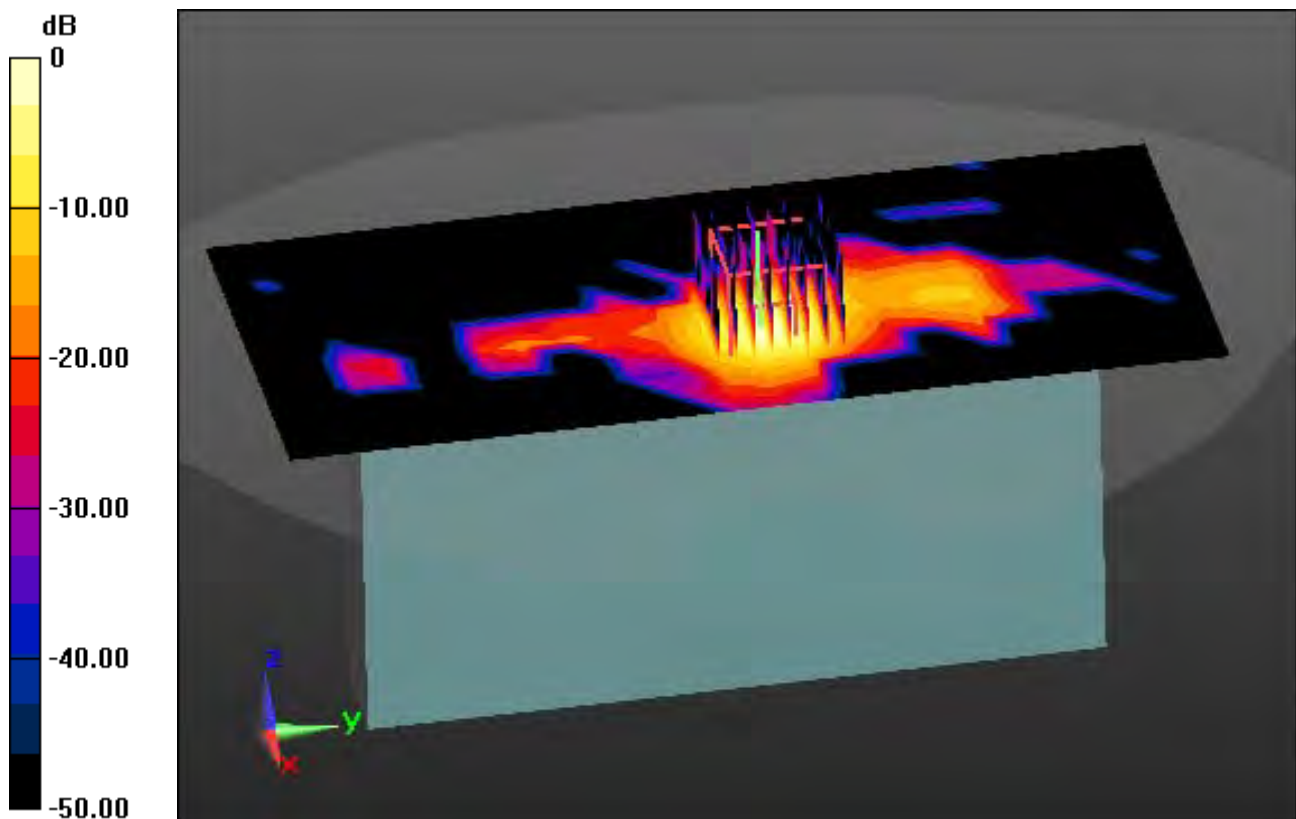
Area Scan (11x22x1): Measurement grid: dx=10mm, dy=10mm

Zoom Scan (8x8x7)/Cube 0: Measurement grid: dx=4mm, dy=4mm, dz=1.4mm, Graded Ratio: 1.4

Power Drift = -0.01 dB

Peak SAR (extrapolated) = 5.15 W/kg

SAR(1 g) = 1.02 W/kg; SAR(10 g) = 0.262 W/kg



0 dB = 2.68 W/kg