

---

---

## Test Setup photographs

---

---

### EUT Position: X-axis



### EUT Position: Y-axis




### EUT Position: Z-axis



---

**Test Setup Photo of Radiated Measurement (0.009 ~ 30MHz)**


---



---

**Test Setup Photo of Radiated Measurement (below 1000MHz)**


---



---

**Test Setup Photo of Radiated Measurement (Above 1GHz)**

---





---

**Test Setup Photo for AC Conducted Emissions**

---

