

## Dipole Validation Plots

# DIGITAL EMC CO., LTD

**DUT: Dipole 835 MHz; Type: D835V2; Serial: D835V2 - SN:464**

Communication System: CW; Frequency: 835 MHz; Duty Cycle: 1:1

Medium parameters used:  $f = 835 \text{ MHz}$ ;  $\sigma = 0.987 \text{ mho/m}$ ;  $\epsilon_r = 55.633$ ;  $\rho = 1000 \text{ kg/m}^3$

Phantom section: Flat Section

## **DASY5 Configuration:**

Probe: EX3DV4 - SN3866; ConvF(9.03, 9.03, 9.03); Calibrated: 2012-06-20; ; Electronics: DAE4 Sn1335

Phantom: SAM with CRP\_20120521; Type: SAM; Serial: 1679

Measurement SW: DASY52, Version 52.8 (2); SEMCAD X Version 14.6.6 (6477)

Test Date: 2012-11-17; Ambient Temp: 22.1; Tissue Temp: 22.2

## **Dipole Validation**

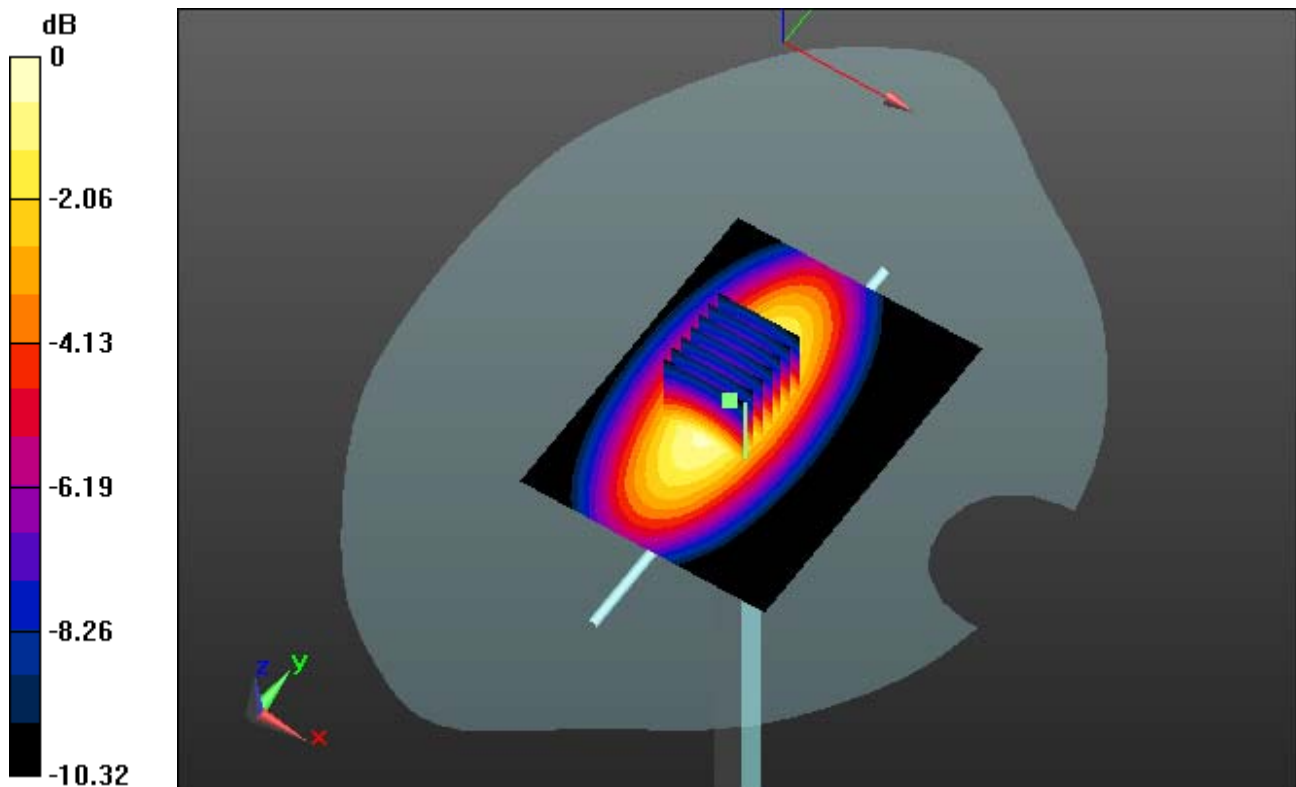
**Area Scan (61x81x1):** Measurement grid:  $dx=15\text{mm}$ ,  $dy=15\text{mm}$

**Zoom Scan (7x7x7)/Cube 0:** Measurement grid:  $dx=5\text{mm}$ ,  $dy=5\text{mm}$ ,  $dz=5\text{mm}$

Power Drift = -0.03 dB

Peak SAR (extrapolated) = 3.636 mW/g

**SAR(1 g) = 2.43 mW/g; SAR(10 g) = 1.6 mW/g**



0 dB = 2.96 mW/g

# DIGITAL EMC CO., LTD

**DUT: Dipole 835 MHz; Type: D835V2; Serial: D835V2 - SN:464**

Communication System: CW; Frequency: 835 MHz; Duty Cycle: 1:1

Medium parameters used:  $f = 835$  MHz;  $\sigma = 0.987$  mho/m;  $\epsilon_r = 55.633$ ;  $\rho = 1000$  kg/m<sup>3</sup>

Phantom section: Flat Section

## **DASY5 Configuration:**

Probe: EX3DV4 - SN3866; ConvF(9.03, 9.03, 9.03); Calibrated: 2012-06-20; ; Electronics: DAE4 Sn1335

Phantom: SAM with CRP\_20120521; Type: SAM; Serial: 1679

Measurement SW: DASY52, Version 52.8 (2); SEMCAD X Version 14.6.6 (6477)

Test Date: 2012-11-17; Ambient Temp: 22.1; Tissue Temp: 22.2

## **Dipole Validation**

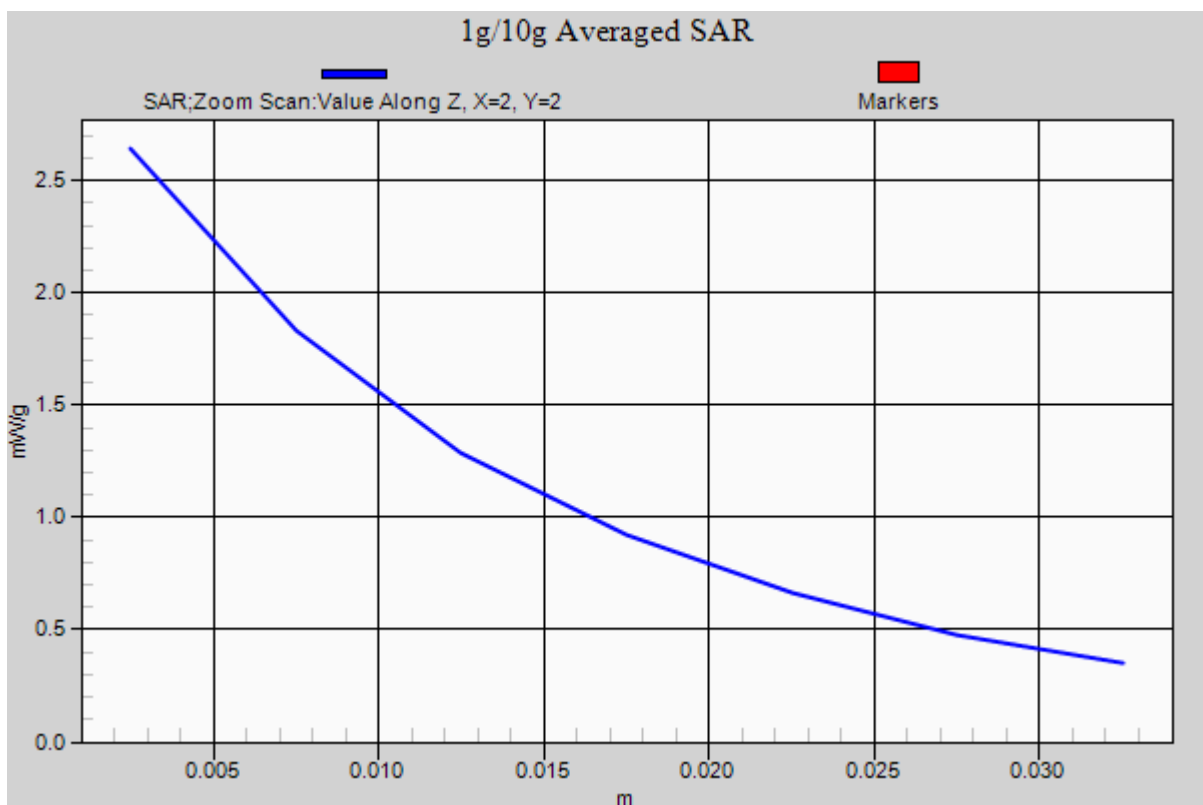
**Area Scan (61x81x1):** Measurement grid: dx=15mm, dy=15mm

**Zoom Scan (7x7x7)/Cube 0:** Measurement grid: dx=5mm, dy=5mm, dz=5mm

Power Drift = -0.03 dB

Peak SAR (extrapolated) = 3.636 mW/g

**SAR(1 g) = 2.43 mW/g; SAR(10 g) = 1.6 mW/g**



# DIGITAL EMC CO., LTD

**DUT: Dipole 1900 MHz; Type: D1900V2; Serial: D1900V2 - SN:5d029**

Communication System: CW; Frequency: 1900 MHz; Duty Cycle: 1:1

Medium parameters used:  $f = 1900$  MHz;  $\sigma = 1.52$  mho/m;  $\epsilon_r = 52.898$ ;  $\rho = 1000$  kg/m<sup>3</sup>

Phantom section: Flat Section

## **DASY5 Configuration:**

Probe: EX3DV4 - SN3866; ConvF(7.34, 7.34, 7.34); Calibrated: 2012-06-20; ; Electronics: DAE4 Sn1335

Phantom: SAM with CRP\_20120521; Type: SAM; Serial: 1679

Measurement SW: DASY52, Version 52.8 (2); SEMCAD X Version 14.6.6 (6477)

Test Date: 2012-11-19; Ambient Temp: 22.0; Tissue Temp: 21.9

## **Dipole Validation**

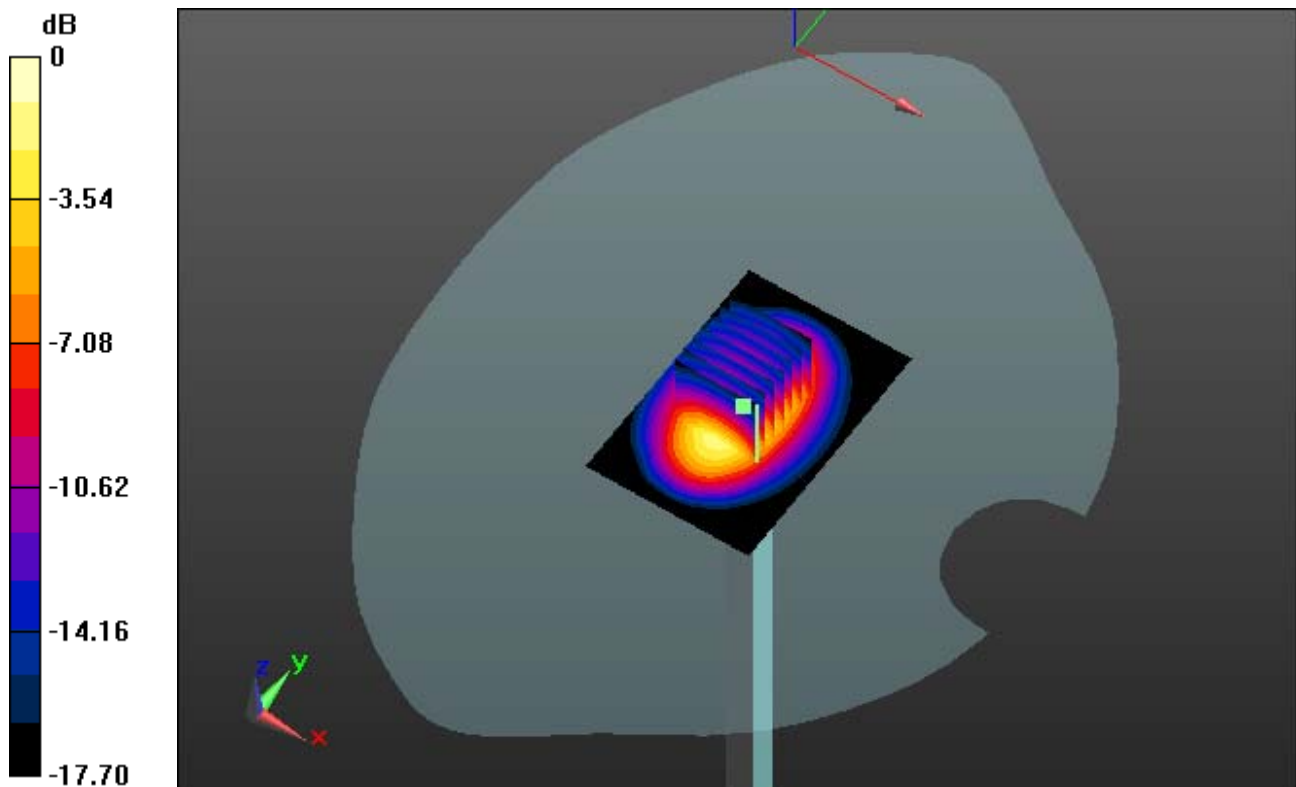
**Area Scan (61x91x1):** Measurement grid: dx=10mm, dy=10mm

**Zoom Scan (7x7x7)/Cube 0:** Measurement grid: dx=5mm, dy=5mm, dz=5mm

Power Drift = 0.03 dB

Peak SAR (extrapolated) = 17.972 mW/g

**SAR(1 g) = 9.55 mW/g; SAR(10 g) = 4.91 mW/g**



0 dB = 13.1 mW/g

# DIGITAL EMC CO., LTD

**DUT: Dipole 1900 MHz; Type: D1900V2; Serial: D1900V2 - SN:5d029**

Communication System: CW; Frequency: 1900 MHz; Duty Cycle: 1:1  
Medium parameters used:  $f = 1900$  MHz;  $\sigma = 1.52$  mho/m;  $\epsilon_r = 52.898$ ;  $\rho = 1000$  kg/m<sup>3</sup>  
Phantom section: Flat Section

## **DASY5 Configuration:**

Probe: EX3DV4 - SN3866; ConvF(7.34, 7.34, 7.34); Calibrated: 2012-06-20; ; Electronics: DAE4 Sn1335  
Phantom: SAM with CRP\_20120521; Type: SAM; Serial: 1679  
Measurement SW: DASY52, Version 52.8 (2); SEMCAD X Version 14.6.6 (6477)

Test Date: 2012-11-19; Ambient Temp: 22.0; Tissue Temp: 21.9

## **Dipole Validation**

**Area Scan (61x91x1):** Measurement grid: dx=10mm, dy=10mm  
**Zoom Scan (7x7x7)/Cube 0:** Measurement grid: dx=5mm, dy=5mm, dz=5mm  
Power Drift = 0.03 dB  
Peak SAR (extrapolated) = 17.972 mW/g  
**SAR(1 g) = 9.55 mW/g; SAR(10 g) = 4.91 mW/g**

