



Test setup photo of EUT

A. the photo of Radiated Emission (WLAN)




B. the photo of Radiated Emission (BT, GSM, WCDMA)




C. the photo of Radiated Emission (NFC)



D. Transmitter AC Power Line Conducted Emission (WLAN)



E. Transmitter AC Power Line Conducted Emission (BT)



F. Transmitter AC Power Line Conducted Emission (NFC)

