

CFR 47 FCC PART 15 SUBPART E

TEST REPORT

For

DJI RC Plus 2

MODEL NUMBER: TKPL2

REPORT NUMBER: 4790917103-3-RF-6

ISSUE DATE: July 31, 2024

FCC ID: SS3-TKPL22310

Prepared for

SZ DJI TECHNOLOGY CO.,LTD.

**Lobby of T2, DJI Sky City, No. 53 Xianyuan Road, Xili Community, Xili Street,
Nanshan District, Shenzhen**

Prepared by

UL Verification Services (Guangzhou) Co., Ltd, Song Shan Lake Branch

Building 10, Innovation Technology Park, No. 1, Li Bin Road, Song Shan Lake Hi-Tech Development Zone Dongguan, 523808, People's Republic of China

Tel: +86 769 22038881

Fax: +86 769 33244054

Website: www.ul.com

Revision History

Rev.	Issue Date	Revisions	Revised By
V0	July 31, 2024	Initial Issue	

Summary of Test Results			
Clause	Test Items	FCC Rules	Test Results
1	6dB/26dB Bandwidth	FCC 15.407 (a)&(e)	PASS
2	Output Power	FCC 15.407 (a)	PASS
3	Power Spectral Density	FCC 15.407 (a)	PASS
4	Radiated Bandedge and Spurious Emission	FCC 15.407 (b) FCC 15.209 FCC 15.205	PASS
5	Conducted Emission Test for AC Power Port	FCC 15.207	PASS
6	Frequency Stability	FCC 15.407 (g)	PASS
7	Antenna Requirement	FCC 15.203	PASS
Note: 1. This test report is only published to and used by the applicant, and it is not for evidence purpose in China. 2. The measurement result for the sample received is <Pass> according to < CFR 47 FCC PART 15 SUBPART E > when <Accuracy Method> decision rule is applied.			

CONTENTS

1. ATTESTATION OF TEST RESULTS.....	6
2. TEST METHODOLOGY.....	7
3. FACILITIES AND ACCREDITATION.....	7
4. CALIBRATION AND UNCERTAINTY	8
4.1. <i>MEASURING INSTRUMENT CALIBRATION</i>	<i>8</i>
4.2. <i>MEASUREMENT UNCERTAINTY.....</i>	<i>8</i>
5. EQUIPMENT UNDER TEST	9
5.1. <i>DESCRIPTION OF EUT</i>	<i>9</i>
5.2. <i>CHANNEL LIST</i>	<i>10</i>
5.3. <i>MAXIMUM OUTPUT POWER.....</i>	<i>28</i>
5.4. <i>TEST CHANNEL CONFIGURATION.....</i>	<i>29</i>
5.5. <i>THE WORSE CASE POWER SETTING PARAMETER.....</i>	<i>31</i>
5.6. <i>DESCRIPTION OF AVAILABLE ANTENNAS</i>	<i>32</i>
5.7. <i>THE WORSE CASE CONFIGURATIONS.....</i>	<i>34</i>
5.8. <i>DESCRIPTION OF TEST SETUP.....</i>	<i>35</i>
6. MEASURING EQUIPMENT AND SOFTWARE USED.....	36
7. ANTENNA PORT TEST RESULTS	38
7.1. <i>ON TIME AND DUTY CYCLE.....</i>	<i>38</i>
7.2. <i>6DB AND 26DB EMISSION BANDWIDTH AND 99% OCCUPIED BANDWIDTH ...</i>	<i>39</i>
7.3. <i>OUTPUT POWER.....</i>	<i>41</i>
7.4. <i>POWER SPECTRAL DENSITY</i>	<i>43</i>
7.5. <i>FREQUENCY STABILITY.....</i>	<i>45</i>
8. RADIATED TEST RESULTS.....	47
8.1. <i>RESTRICTED BANDEDGE</i>	<i>56</i>
8.2. <i>SPURIOUS EMISSIONS(1 GHZ~7 GHZ)</i>	<i>212</i>
8.3. <i>SPURIOUS EMISSIONS(7 GHZ~18 GHZ)</i>	<i>224</i>
8.4. <i>SPURIOUS EMISSIONS(9 KHZ~30 MHZ)</i>	<i>320</i>
8.5. <i>SPURIOUS EMISSIONS(18 GHZ~26 GHZ)</i>	<i>323</i>
8.6. <i>SPURIOUS EMISSIONS(26 GHZ~40 GHZ)</i>	<i>325</i>
8.7. <i>SPURIOUS EMISSIONS(30 MHZ~1 GHZ).....</i>	<i>327</i>
8.8. <i>SPURIOUS EMISSIONS FOR SIMULTANEOUS TRANSMISSION</i>	<i>329</i>

9.	ANTENNA REQUIREMENT	333
10.	AC POWER LINE CONDUCTED EMISSION	334
11.	TEST DATA.....	338
11.1.	<i>APPENDIX A: 6DB AND 26DB BANDWIDTH.....</i>	<i>338</i>
11.1.1.	Test Result-26dB Bandwidth.....	338
11.1.2.	Test Graphs-26dB Bandwidth	342
11.1.3.	Test Result-6dB Bandwidth.....	411
11.1.4.	Test Graphs-6dB Bandwidth	412
11.2.	<i>APPENDIX B: OCCUPIED CHANNEL BANDWIDTH.....</i>	<i>428</i>
11.2.1.	Test Result.....	428
11.2.2.	Test Graphs	432
11.3.	<i>APPENDIX D: MAXIMUM CONDUCTED AVERAGE OUTPUT POWER.....</i>	<i>500</i>
11.3.1.	Test Result.....	500
11.4.	<i>APPENDIX E: MAXIMUM POWER SPECTRAL DENSITY</i>	<i>512</i>
11.4.1.	Test Result.....	512
11.4.2.	Test Graphs	517
11.5.	<i>APPENDIX J: DUTY CYCLE.....</i>	<i>583</i>
11.5.1.	Test Result.....	583
11.5.2.	Test Graphs	584
11.6.	<i>APPENDIX I: FREQUENCY STABILITY.....</i>	<i>587</i>
11.6.1.	Test Result.....	587

1. ATTESTATION OF TEST RESULTS

Applicant Information

Company Name: SZ DJI TECHNOLOGY CO.,LTD.
Address: Lobby of T2, DJI Sky City, No. 53 Xianyuan Road, Xili Community, Xili Street, Nanshan District, Shenzhen

Manufacturer Information

Company Name: SZ DJI TECHNOLOGY CO.,LTD.
Address: Lobby of T2, DJI Sky City, No. 53 Xianyuan Road, Xili Community, Xili Street, Nanshan District, Shenzhen

EUT Information

EUT Name: DJI RC Plus 2
Model: TKPL2
Sample Received Date: April 26, 2024
Sample Status: Normal
Sample ID: 7160783
Date of Tested: April 26, 2024 to July 31, 2024

APPLICABLE STANDARDS	
STANDARD	TEST RESULTS
CFR 47 FCC PART 15 SUBPART E	PASS

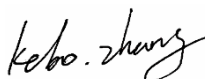
Prepared By:



Fanny Huang

Engineer Project Associate

Checked By:



Kebo Zhang

Senior Project Engineer

Approved By:



Stephen Guo

Operations Manager

2. TEST METHODOLOGY

The tests documented in this report were performed in accordance with ANSI C63.10-2013, CFR 47 FCC Part 2, CFR 47 FCC Part 15, KDB 789033 D02 v02r01, KDB414788 D01 Radiated Test Site v01, KDB 662911 D01 Multiple Transmitter Output v02r01.

3. FACILITIES AND ACCREDITATION

Accreditation Certificate	<p>A2LA (Certificate No.: 4102.01) UL Verification Services (Guangzhou) Co., Ltd. Song Shan Lake Branch. has been assessed and proved to be in compliance with A2LA.</p> <p>FCC (FCC Designation No.: CN1187) UL Verification Services (Guangzhou) Co., Ltd. Song Shan Lake Branch. Has been recognized to perform compliance testing on equipment subject to the Commission's Declaration of Conformity (DoC) and Certification rules</p> <p>ISED (Company No.: 21320) UL Verification Services (Guangzhou) Co., Ltd. Song Shan Lake Branch. has been registered and fully described in a report filed with ISED. The Company Number is 21320 and the test lab Conformity Assessment Body Identifier (CABID) is CN0046.</p> <p>VCCI (Registration No.: G-20019, R-20004, C-20012 and T-20011) UL Verification Services (Guangzhou) Co., Ltd. Song Shan Lake Branch. has been assessed and proved to be in compliance with VCCI, the Membership No. is 3793. Facility Name: Chamber D, the VCCI registration No. is G-20019 and R-20004 Shielding Room B , the VCCI registration No. is C-20012 and T-20011</p>
---------------------------	---

Note 1:

All tests measurement facilities use to collect the measurement data are located at Building 10, Innovation Technology Park, No. 1, Li Bin Road, Song Shan Lake Hi-Tech Development Zone Dongguan, 523808, People's Republic of China.

Note 2:

The test anechoic chamber in UL Verification Services (Guangzhou) Co., Ltd. Song Shan Lake Branch had been calibrated and compared to the open field sites and the test anechoic chamber is shown to be equivalent to or worst case from the open field site.

Note 3:

For below 30 MHz, lab had performed measurements at test anechoic chamber and comparing to measurements obtained on an open field site. And these measurements below 30 MHz had been correlated to measurements performed on an OFS.

4. CALIBRATION AND UNCERTAINTY

4.1. MEASURING INSTRUMENT CALIBRATION

The measuring equipment utilized to perform the tests documented in this report has been calibrated in accordance with the manufacturer's recommendations and is traceable to recognized national standards.

4.2. MEASUREMENT UNCERTAINTY

Where relevant, the following measurement uncertainty levels have been estimated for tests performed on the apparatus:

Test Item	Uncertainty
Conduction emission	3.62 dB
Radiated Emission (Included Fundamental Emission) (9 kHz ~ 30 MHz)	2.2 dB
Radiated Emission (Included Fundamental Emission) (30 MHz ~ 1 GHz)	4.00 dB
Radiated Emission (Included Fundamental Emission) (1 GHz to 26 GHz)	5.78 dB (1 GHz ~ 18 GHz)
	5.23 dB (18 GHz ~ 26 GHz)
Duty Cycle	±0.028%
Emission Bandwidth and 99% Occupied Bandwidth	±0.0196%
Maximum Conducted Output Power	±0.766 dB
Maximum Power Spectral Density Level	±1.22 dB
Frequency Stability	±2.76%
Conducted Band-edge Compliance	±1.328 dB
Conducted Unwanted Emissions In Non-restricted Frequency Bands	±0.746 dB (9 kHz ~ 1 GHz)
	±1.328dB (1 GHz ~ 26 GHz)
Note: This uncertainty represents an expanded uncertainty expressed at approximately the 95% confidence level using a coverage factor of k=2.	

5. EQUIPMENT UNDER TEST

5.1. DESCRIPTION OF EUT

EUT Name	DJI RC Plus 2
Series EUT Name	TKPL2
Radio Technology	SRD 5.1G, SRD 5.8G
Operation Frequency	5.1G 1.4 MHz Bandwidth (5154 MHz ~ 5248 MHz) 5.1G 3 MHz Bandwidth (5154 MHz ~ 5247 MHz) 5.1G 5 MHz Bandwidth (5155 MHz ~ 5247 MHz) 5.1G 10 MHz Bandwidth (5157 MHz ~ 5245 MHz) 5.1G 20 MHz Bandwidth (5161 MHz ~ 5240 MHz) 5.1G 40 MHz Bandwidth (5170 MHz ~ 5230 MHz) 5.1G 60 MHz Bandwidth (5180 MHz ~ 5220 MHz) 5.1G 80 MHz Bandwidth (5190 MHz ~ 5210 MHz) 5.8G 1.4 MHz Bandwidth (5728.5 MHz ~ 5846.12 MHz) 5.8G 3 MHz Bandwidth (5727.5 MHz ~ 5847.2 MHz) 5.8G 5 MHz Bandwidth (5732.5 MHz ~ 5842.5 MHz) 5.8G 10 MHz Bandwidth (5730.5 MHz ~ 5844.5 MHz) 5.8G 20 MHz Bandwidth (5735.5 MHz ~ 5839.5 MHz) 5.8G 40 MHz Bandwidth (5745.5 MHz ~ 5829.5 MHz) 5.8G 60 MHz Bandwidth (5755.5 MHz ~ 5819.5 MHz) 5.8G 80 MHz Bandwidth (5765.5 MHz ~ 5809.5 MHz)
Modulation	OFDM (QPSK, 16QAM, 64QAM)
Supply Voltage	DC 7.2 V

5.2. CHANNEL LIST

5.1G 1.4 MHz Bandwidth (5154 MHz ~ 5248 MHz)							
Channel	Frequency (MHz)	Channel	Frequency (MHz)	Channel	Frequency (MHz)	Channel	Frequency (MHz)
1	5154	29	5178.81	57	5202.81	85	5226.81
2	5156	30	5180	58	5204	86	5228
3	5156.19	31	5180.19	59	5204.19	87	5228.19
4	5157.81	32	5181.81	60	5205.81	88	5229.81
5	5158	33	5182	61	5206	89	5230
6	5159.19	34	5183.19	62	5207.19	90	5231.19
7	5160	35	5184	63	5208	91	5232
8	5160.81	36	5184.81	64	5208.81	92	5232.81
9	5162	37	5186	65	5210	93	5234
10	5162.19	38	5186.19	66	5210.19	94	5234.19
11	5163.81	39	5187.81	67	5211.81	95	5235.81
12	5164	40	5188	68	5212	96	5236
13	5165.19	41	5189.19	69	5213.19	97	5237.19
14	5166	42	5190	70	5214	98	5238
15	5166.81	43	5190.81	71	5214.81	99	5238.81
16	5168	44	5192	72	5216	100	5240
17	5168.19	45	5192.19	73	5216.19	101	5240.19
18	5169.81	46	5193.81	74	5217.81	102	5241.81
19	5170	47	5194	75	5218	103	5242
20	5171.19	48	5195.19	76	5219.19	104	5243.19
21	5172	49	5196	77	5220	105	5244
22	5172.81	50	5196.81	78	5220.81	106	5244.81
23	5174	51	5198	79	5222	107	5246
24	5174.19	52	5198.19	80	5222.19	108	5246.19
25	5175.81	53	5199.81	81	5223.81	109	5247.81
26	5176	54	5200	82	5224	110	5248
27	5177.19	55	5201.19	83	5225.19	/	/
28	5178	56	5202	84	5226	/	/

5.1G 3 MHz Bandwidth (5154 MHz ~ 5247 MHz)							
Channel	Frequency (MHz)	Channel	Frequency (MHz)	Channel	Frequency (MHz)	Channel	Frequency (MHz)
1	5154	18	5178.38	35	5202	52	5226
2	5157	19	5181	36	5203.38	53	5226.62
3	5158.38	20	5181.62	37	5205	54	5228.38
4	5160	21	5183.38	38	5206.62	55	5229
5	5161.62	22	5184	39	5208	56	5231.62
6	5163	23	5186.62	40	5208.38	57	5232
7	5163.38	24	5187	41	5211	58	5233.38
8	5166	25	5188.38	42	5211.62	59	5235
9	5166.62	26	5190	43	5213.38	60	5236.62
10	5168.38	27	5191.62	44	5214	61	5238
11	5169	28	5193	45	5216.62	62	5238.38
12	5171.62	29	5193.38	46	5217	63	5241
13	5172	30	5196	47	5218.38	64	5241.62
14	5173.38	31	5196.62	48	5220	65	5243.38
15	5175	32	5198.38	49	5221.62	66	5244
16	5176.62	33	5199	50	5223	67	5246.62
17	5178	34	5201.62	51	5223.38	68	5247

5.1G 5 MHz Bandwidth (5155 MHz ~ 5247 MHz)							
Channel	Frequency (MHz)	Channel	Frequency (MHz)	Channel	Frequency (MHz)	Channel	Frequency (MHz)
1	5155	49	5179.76	97	5201.76	145	5223.24
2	5155.76	50	5180.24	98	5202	146	5223.76
3	5156.76	51	5180.76	99	5202.24	147	5224.24
4	5157	52	5181.24	100	5202.76	148	5224.76
5	5157.76	53	5181.76	101	5203.24	149	5225.24
6	5158.76	54	5182	102	5203.76	150	5225.76
7	5159.76	55	5182.24	103	5204.24	151	5226.24
8	5160.76	56	5182.76	104	5204.76	152	5226.76
9	5161.76	57	5183.24	105	5205.24	153	5227
10	5162	58	5183.76	106	5205.76	154	5227.24
11	5162.24	59	5184.24	107	5206.24	155	5227.76
12	5162.76	60	5184.76	108	5206.76	156	5228.24
13	5163.24	61	5185.24	109	5207	157	5228.76
14	5163.76	62	5185.76	110	5207.24	158	5229.24
15	5164.24	63	5186.24	111	5207.76	159	5229.76
16	5164.76	64	5186.76	112	5208.24	160	5230.24
17	5165.24	65	5187	113	5208.76	161	5230.76

18	5165.76	66	5187.24	114	5209.24	162	5231.24
19	5166.24	67	5187.76	115	5209.76	163	5231.76
20	5166.76	68	5188.24	116	5210.24	164	5232
21	5167	69	5188.76	117	5210.76	165	5232.24
22	5167.24	70	5189.24	118	5211.24	166	5232.76
23	5167.76	71	5189.76	119	5211.76	167	5233.24
24	5168.24	72	5190.24	120	5212	168	5233.76
25	5168.76	73	5190.76	121	5212.24	169	5234.24
26	5169.24	74	5191.24	122	5212.76	170	5234.76
27	5169.76	75	5191.76	123	5213.24	171	5235.24
28	5170.24	76	5192	124	5213.76	172	5235.76
29	5170.76	77	5192.24	125	5214.24	173	5236.24
30	5171.24	78	5192.76	126	5214.76	174	5236.76
31	5171.76	79	5193.24	127	5215.24	175	5237
32	5172	80	5193.76	128	5215.76	176	5237.24
33	5172.24	81	5194.24	129	5216.24	177	5237.76
34	5172.76	82	5194.76	130	5216.76	178	5238.24
35	5173.24	83	5195.24	131	5217	179	5238.76
36	5173.76	84	5195.76	132	5217.24	180	5239.24
37	5174.24	85	5196.24	133	5217.76	181	5239.76
38	5174.76	86	5196.76	134	5218.24	182	5240.24
39	5175.24	87	5197	135	5218.76	183	5241.24
40	5175.76	88	5197.24	136	5219.24	184	5242
41	5176.24	89	5197.76	137	5219.76	185	5242.24
42	5176.76	90	5198.24	138	5220.24	186	5243.24
43	5177	91	5198.76	139	5220.76	187	5244.24
44	5177.24	92	5199.24	140	5221.24	188	5245.24
45	5177.76	93	5199.76	141	5221.76	189	5246.24
46	5178.24	94	5200.24	142	5222	190	5247
47	5178.76	95	5200.76	143	5222.24	/	/
48	5179.24	96	5201.24	144	5222.76	/	/

5.1G 10 MHz Bandwidth (5157 MHz ~ 5245 MHz)							
Channel	Frequency (MHz)	Channel	Frequency (MHz)	Channel	Frequency (MHz)	Channel	Frequency (MHz)
1	5157	61	5181.25	121	5201.25	181	5221.25
2	5157.25	62	5181.75	122	5201.75	182	5221.75
3	5158	63	5182	123	5202	183	5222
4	5158.25	64	5182.25	124	5202.25	184	5222.25
5	5159	65	5182.75	125	5202.75	185	5222.75
6	5159.25	66	5183	126	5203	186	5223
7	5160	67	5183.25	127	5203.25	187	5223.25
8	5160.25	68	5183.75	128	5203.75	188	5223.75
9	5161	69	5184	129	5204	189	5224
10	5161.25	70	5184.25	130	5204.25	190	5224.25
11	5162	71	5184.75	131	5204.75	191	5224.75
12	5162.25	72	5185	132	5205	192	5225
13	5163	73	5185.25	133	5205.25	193	5225.25
14	5163.25	74	5185.75	134	5205.75	194	5225.75
15	5164	75	5186	135	5206	195	5226
16	5164.25	76	5186.25	136	5206.25	196	5226.25
17	5165	77	5186.75	137	5206.75	197	5226.75
18	5165.25	78	5187	138	5207	198	5227
19	5166	79	5187.25	139	5207.25	199	5227.25
20	5166.25	80	5187.75	140	5207.75	200	5227.75
21	5167	81	5188	141	5208	201	5228
22	5167.25	82	5188.25	142	5208.25	202	5228.25
23	5168	83	5188.75	143	5208.75	203	5228.75
24	5168.25	84	5189	144	5209	204	5229
25	5169	85	5189.25	145	5209.25	205	5229.25
26	5169.25	86	5189.75	146	5209.75	206	5229.75
27	5170	87	5190	147	5210	207	5230
28	5170.25	88	5190.25	148	5210.25	208	5230.25
29	5170.75	89	5190.75	149	5210.75	209	5230.75
30	5171	90	5191	150	5211	210	5231
31	5171.25	91	5191.25	151	5211.25	211	5231.25
32	5171.75	92	5191.75	152	5211.75	212	5231.75
33	5172	93	5192	153	5212	213	5232
34	5172.25	94	5192.25	154	5212.25	214	5232.75
35	5172.75	95	5192.75	155	5212.75	215	5233
36	5173	96	5193	156	5213	216	5233.75
37	5173.25	97	5193.25	157	5213.25	217	5234
38	5173.75	98	5193.75	158	5213.75	218	5234.75
39	5174	99	5194	159	5214	219	5235
40	5174.25	100	5194.25	160	5214.25	220	5235.75

41	5174.75	101	5194.75	161	5214.75	221	5236
42	5175	102	5195	162	5215	222	5236.75
43	5175.25	103	5195.25	163	5215.25	223	5237
44	5175.75	104	5195.75	164	5215.75	224	5237.75
45	5176	105	5196	165	5216	225	5238
46	5176.25	106	5196.25	166	5216.25	226	5238.75
47	5176.75	107	5196.75	167	5216.75	227	5239
48	5177	108	5197	168	5217	228	5239.75
49	5177.25	109	5197.25	169	5217.25	229	5240
50	5177.75	110	5197.75	170	5217.75	230	5240.75
51	5178	111	5198	171	5218	231	5241
52	5178.25	112	5198.25	172	5218.25	232	5241.75
53	5178.75	113	5198.75	173	5218.75	233	5242
54	5179	114	5199	174	5219	234	5242.75
55	5179.25	115	5199.25	175	5219.25	235	5243
56	5179.75	116	5199.75	176	5219.75	236	5243.75
57	5180	117	5200	177	5220	237	5244
58	5180.25	118	5200.25	178	5220.25	238	5244.75
59	5180.75	119	5200.75	179	5220.75	239	5245
60	5181	120	5201	180	5221	/	/

5.1G 20 MHz Bandwidth (5161 MHz ~ 5240 MHz)							
Channel	Frequency (MHz)	Channel	Frequency (MHz)	Channel	Frequency (MHz)	Channel	Frequency (MHz)
1	5161	47	5184	93	5200.5	139	5217.5
2	5161.5	48	5184.5	94	5201	140	5218
3	5162	49	5185	95	5201.5	141	5218.5
4	5162.5	50	5185.5	96	5201.5	142	5219
5	5163	51	5186	97	5202	143	5219.5
6	5163.5	52	5186.5	98	5202.5	144	5220
7	5164	53	5187	99	5202.5	145	5220.5
8	5164.5	54	5187.5	100	5203	146	5221
9	5165	55	5188	101	5203.5	147	5221.5
10	5165.5	56	5188.5	102	5203.5	148	5222
11	5166	57	5188.5	103	5204	149	5222.5
12	5166.5	58	5189	104	5204.5	150	5223
13	5167	59	5189.5	105	5204.5	151	5223.5
14	5167.5	60	5189.5	106	5205	152	5224
15	5168	61	5190	107	5205.5	153	5224.5
16	5168.5	62	5190.5	108	5205.5	154	5225
17	5169	63	5190.5	109	5206	155	5225.5
18	5169.5	64	5191	110	5206.5	156	5226

19	5170	65	5191.5	111	5206.5	157	5226.5
20	5170.5	66	5191.5	112	5207	158	5227
21	5171	67	5192	113	5207.5	159	5227.5
22	5171.5	68	5192.5	114	5207.5	160	5228
23	5172	69	5192.5	115	5208	161	5228.5
24	5172.5	70	5193	116	5208.5	162	5229
25	5173	71	5193.5	117	5208.5	163	5229.5
26	5173.5	72	5193.5	118	5209	164	5230
27	5174	73	5194	119	5209.5	165	5230.5
28	5174.5	74	5194.5	120	5209.5	166	5231
29	5175	75	5194.5	121	5210	167	5231.5
30	5175.5	76	5195	122	5210.5	168	5232
31	5176	77	5195.5	123	5210.5	169	5232.5
32	5176.5	78	5195.5	124	5211	170	5233
33	5177	79	5196	125	5211.5	171	5233.5
34	5177.5	80	5196.5	126	5211.5	172	5234
35	5178	81	5196.5	127	5212	173	5234.5
36	5178.5	82	5197	128	5212.5	174	5235
37	5179	83	5197.5	129	5212.5	175	5235.5
38	5179.5	84	5197.5	130	5213	176	5236
39	5180	85	5198	131	5213.5	177	5236.5
40	5180.5	86	5198.5	132	5214	178	5237
41	5181	87	5198.5	133	5214.5	179	5237.5
42	5181.5	88	5199	134	5215	180	5238
43	5182	89	5199.5	135	5215.5	181	5238.5
44	5182.5	90	5199.5	136	5216	182	5239
45	5183	91	5200	137	5216.5	183	5239.5
46	5183.5	92	5200.5	138	5217	184	5240

5.1G 40 MHz Bandwidth (5170 MHz ~ 5230 MHz)							
Channel	Frequency (MHz)	Channel	Frequency (MHz)	Channel	Frequency (MHz)	Channel	Frequency (MHz)
1	5170	17	5186	33	5202	49	5218
2	5171	18	5187	34	5203	50	5219
3	5172	19	5188	35	5204	51	5220
4	5173	20	5189	36	5205	52	5221
5	5174	21	5190	37	5206	53	5222
6	5175	22	5191	38	5207	54	5223
7	5176	23	5192	39	5208	55	5224
8	5177	24	5193	40	5209	56	5225
9	5178	25	5194	41	5210	57	5226
10	5179	26	5195	42	5211	58	5227
11	5180	27	5196	43	5212	59	5228

12	5181	28	5197	44	5213	60	5229
13	5182	29	5198	45	5214	61	5230
14	5183	30	5199	46	5215	/	/
15	5184	31	5200	47	5216	/	/
16	5185	32	5201	48	5217	/	/

5.1G 60 MHz Bandwidth (5180 MHz ~ 5220 MHz)							
Channel	Frequency (MHz)	Channel	Frequency (MHz)	Channel	Frequency (MHz)	Channel	Frequency (MHz)
1	5180	12	5191	23	5202	34	5213
2	5181	13	5192	24	5203	35	5214
3	5182	14	5193	25	5204	36	5215
4	5183	15	5194	26	5205	37	5216
5	5184	16	5195	27	5206	38	5217
6	5185	17	5196	28	5207	39	5218
7	5186	18	5197	29	5208	40	5219
8	5187	19	5198	30	5209	41	5220
9	5188	20	5199	31	5210	/	/
10	5189	21	5200	32	5211	/	/
11	5190	22	5201	33	5212	/	/

5.1G 80 MHz Bandwidth (5190 MHz ~ 5210 MHz)							
Channel	Frequency (MHz)	Channel	Frequency (MHz)	Channel	Frequency (MHz)	Channel	Frequency (MHz)
1	5190	7	5196	13	5202	19	5208
2	5191	8	5197	14	5203	20	5209
3	5192	9	5198	15	5204	21	5210
4	5193	10	5199	16	5205	/	/
5	5194	11	5200	17	5206	/	/
6	5195	12	5201	18	5207	/	/

5.8G 1.4 MHz Bandwidth (5728.5 MHz ~ 5846.12 MHz)							
Channel	Frequency (MHz)	Channel	Frequency (MHz)	Channel	Frequency (MHz)	Channel	Frequency (MHz)
1	5728.5	50	5758.31	99	5788.12	148	5816.69
2	5729.69	51	5758.5	100	5788.31	149	5818.12
3	5730.12	52	5759.69	101	5788.5	150	5818.31
4	5730.5	53	5760.12	102	5789.69	151	5818.5
5	5731.31	54	5760.5	103	5790.12	152	5819.69
6	5732.12	55	5761.31	104	5790.5	153	5820.12
7	5732.5	56	5762.12	105	5791.31	154	5820.5
8	5732.69	57	5762.5	106	5792.12	155	5821.31
9	5734.12	58	5762.69	107	5792.5	156	5822.12
10	5734.31	59	5764.12	108	5792.69	157	5822.5
11	5734.5	60	5764.31	109	5794.12	158	5822.69
12	5735.69	61	5764.5	110	5794.31	159	5824.12
13	5736.12	62	5765.69	111	5794.5	160	5824.31
14	5736.5	63	5766.12	112	5795.69	161	5824.5
15	5737.31	64	5766.5	113	5796.12	162	5825.69
16	5738.12	65	5767.31	114	5796.5	163	5826.12
17	5738.5	66	5768.12	115	5797.31	164	5826.5
18	5738.69	67	5768.5	116	5798.12	165	5827.31
19	5740.12	68	5768.69	117	5798.5	166	5828.12
20	5740.31	69	5770.12	118	5798.69	167	5828.5
21	5740.5	70	5770.31	119	5800.12	168	5828.69
22	5741.69	71	5770.5	120	5800.31	169	5830.12
23	5742.12	72	5771.69	121	5800.5	170	5830.31
24	5742.5	73	5772.12	122	5801.69	171	5830.5
25	5743.31	74	5772.5	123	5802.12	172	5831.69
26	5744.12	75	5773.31	124	5802.5	173	5832.12
27	5744.5	76	5774.12	125	5803.31	174	5832.5
28	5744.69	77	5774.5	126	5804.12	175	5833.31
29	5746.12	78	5774.69	127	5804.5	176	5834.12
30	5746.31	79	5776.12	128	5804.69	177	5834.5
31	5746.5	80	5776.31	129	5806.12	178	5834.69
32	5747.69	81	5776.5	130	5806.31	179	5836.12
33	5748.12	82	5777.69	131	5806.5	180	5836.31
34	5748.5	83	5778.12	132	5807.69	181	5836.5
35	5749.31	84	5778.5	133	5808.12	182	5837.69
36	5750.12	85	5779.31	134	5808.5	183	5838.12
37	5750.5	86	5780.12	135	5809.31	184	5838.5
38	5750.69	87	5780.5	136	5810.12	185	5839.31
39	5752.12	88	5780.69	137	5810.5	186	5840.12
40	5752.31	89	5782.12	138	5810.69	187	5840.5

41	5752.5	90	5782.31	139	5812.12	188	5840.69
42	5753.69	91	5782.5	140	5812.31	189	5842.12
43	5754.12	92	5783.69	141	5812.5	190	5842.31
44	5754.5	93	5784.12	142	5813.69	191	5842.5
45	5755.31	94	5784.5	143	5814.12	192	5844.12
46	5756.12	95	5785.31	144	5814.5	193	5844.5
47	5756.5	96	5786.12	145	5815.31	194	5846.12
48	5756.69	97	5786.5	146	5816.12	/	/
49	5758.12	98	5786.69	147	5816.5	/	/

5.8G 3 MHz Bandwidth (5727.5 MHz ~ 5847.2 MHz)							
Channel	Frequency (MHz)	Channel	Frequency (MHz)	Channel	Frequency (MHz)	Channel	Frequency (MHz)
1	5727.5	33	5759.12	65	5789.12	97	5819.12
2	5730.2	34	5760.2	66	5790.2	98	5820.2
3	5730.5	35	5760.5	67	5790.5	99	5820.5
4	5730.88	36	5760.88	68	5790.88	100	5820.88
5	5733.2	37	5763.2	69	5793.2	101	5823.2
6	5733.5	38	5763.5	70	5793.5	102	5823.5
7	5734.12	39	5764.12	71	5794.12	103	5824.12
8	5735.88	40	5765.88	72	5795.88	104	5825.88
9	5736.2	41	5766.2	73	5796.2	105	5826.2
10	5736.5	42	5766.5	74	5796.5	106	5826.5
11	5739.12	43	5769.12	75	5799.12	107	5829.12
12	5739.2	44	5769.2	76	5799.2	108	5829.2
13	5739.5	45	5769.5	77	5799.5	109	5829.5
14	5740.88	46	5770.88	78	5800.88	110	5830.88
15	5742.2	47	5772.2	79	5802.2	111	5832.2
16	5742.5	48	5772.5	80	5802.5	112	5832.5
17	5744.12	49	5774.12	81	5804.12	113	5834.12
18	5745.2	50	5775.2	82	5805.2	114	5835.2
19	5745.5	51	5775.5	83	5805.5	115	5835.5
20	5745.88	52	5775.88	84	5805.88	116	5835.88
21	5748.2	53	5778.2	85	5808.2	117	5838.2
22	5748.5	54	5778.5	86	5808.5	118	5838.5
23	5749.12	55	5779.12	87	5809.12	119	5839.12
24	5750.88	56	5780.88	88	5810.88	120	5840.88
25	5751.2	57	5781.2	89	5811.2	121	5841.2
26	5751.5	58	5781.5	90	5811.5	122	5841.5
27	5754.12	59	5784.12	91	5814.12	123	5844.12
28	5754.2	60	5784.2	92	5814.2	124	5844.2
29	5754.5	61	5784.5	93	5814.5	125	5844.5
30	5755.88	62	5785.88	94	5815.88	126	5847.2
31	5757.2	63	5787.2	95	5817.2	/	/
32	5757.5	64	5787.5	96	5817.5	/	/

5.8G 5 MHz Bandwidth (5732.5 MHz ~ 5842.5 MHz)							
Channel	Frequency (MHz)	Channel	Frequency (MHz)	Channel	Frequency (MHz)	Channel	Frequency (MHz)
1	5732.5	59	5762.26	117	5788.26	175	5814.74
2	5733.26	60	5762.5	118	5788.74	176	5815.26
3	5734.26	61	5762.74	119	5789.26	177	5815.74
4	5735.26	62	5763.26	120	5789.74	178	5816.26
5	5736.26	63	5763.74	121	5790.26	179	5816.74
6	5737.26	64	5764.26	122	5790.74	180	5817.26
7	5737.5	65	5764.74	123	5791.26	181	5817.5
8	5738.26	66	5765.26	124	5791.74	182	5817.74
9	5739.26	67	5765.74	125	5792.26	183	5818.26
10	5739.74	68	5766.26	126	5792.5	184	5818.74
11	5740.26	69	5766.74	127	5792.74	185	5819.26
12	5740.74	70	5767.26	128	5793.26	186	5819.74
13	5741.26	71	5767.5	129	5793.74	187	5820.26
14	5741.74	72	5767.74	130	5794.26	188	5820.74
15	5742.26	73	5768.26	131	5794.74	189	5821.26
16	5742.5	74	5768.74	132	5795.26	190	5821.74
17	5742.74	75	5769.26	133	5795.74	191	5822.26
18	5743.26	76	5769.74	134	5796.26	192	5822.5
19	5743.74	77	5770.26	135	5796.74	193	5822.74
20	5744.26	78	5770.74	136	5797.26	194	5823.26
21	5744.74	79	5771.26	137	5797.5	195	5823.74
22	5745.26	80	5771.74	138	5797.74	196	5824.26
23	5745.74	81	5772.26	139	5798.26	197	5824.74
24	5746.26	82	5772.5	140	5798.74	198	5825.26
25	5746.74	83	5772.74	141	5799.26	199	5825.74
26	5747.26	84	5773.26	142	5799.74	200	5826.26
27	5747.5	85	5773.74	143	5800.26	201	5826.74
28	5747.74	86	5774.26	144	5800.74	202	5827.26
29	5748.26	87	5774.74	145	5801.26	203	5827.5
30	5748.74	88	5775.26	146	5801.74	204	5827.74
31	5749.26	89	5775.74	147	5802.26	205	5828.26
32	5749.74	90	5776.26	148	5802.5	206	5828.74
33	5750.26	91	5776.74	149	5802.74	207	5829.26
34	5750.74	92	5777.26	150	5803.26	208	5829.74
35	5751.26	93	5777.5	151	5803.74	209	5830.26
36	5751.74	94	5777.74	152	5804.26	210	5830.74
37	5752.26	95	5778.26	153	5804.74	211	5831.26
38	5752.5	96	5778.74	154	5805.26	212	5831.74
39	5752.74	97	5779.26	155	5805.74	213	5832.26

40	5753.26	98	5779.74	156	5806.26	214	5832.5
41	5753.74	99	5780.26	157	5806.74	215	5832.74
42	5754.26	100	5780.74	158	5807.26	216	5833.26
43	5754.74	101	5781.26	159	5807.5	217	5833.74
44	5755.26	102	5781.74	160	5807.74	218	5834.26
45	5755.74	103	5782.26	161	5808.26	219	5834.74
46	5756.26	104	5782.5	162	5808.74	220	5835.26
47	5756.74	105	5782.74	163	5809.26	221	5835.74
48	5757.26	106	5783.26	164	5809.74	222	5836.74
49	5757.5	107	5783.74	165	5810.26	223	5837.5
50	5757.74	108	5784.26	166	5810.74	224	5837.74
51	5758.26	109	5784.74	167	5811.26	225	5838.74
52	5758.74	110	5785.26	168	5811.74	226	5839.74
53	5759.26	111	5785.74	169	5812.26	227	5840.74
54	5759.74	112	5786.26	170	5812.5	228	5841.74
55	5760.26	113	5786.74	171	5812.74	229	5842.5
56	5760.74	114	5787.26	172	5813.26	/	/
57	5761.26	115	5787.5	173	5813.74	/	/
58	5761.74	116	5787.74	174	5814.26	/	/

5.8G 10 MHz Bandwidth (5730.5 MHz ~ 5844.5 MHz)							
Channel	Frequency (MHz)	Channel	Frequency (MHz)	Channel	Frequency (MHz)	Channel	Frequency (MHz)
1	5730.5	81	5761.5	161	5788.25	241	5814.75
2	5730.75	82	5761.75	162	5788.5	242	5815.25
3	5731.5	83	5762.25	163	5788.75	243	5815.5
4	5731.75	84	5762.5	164	5789.25	244	5815.75
5	5732.5	85	5762.75	165	5789.5	245	5816.25
6	5732.75	86	5763.25	166	5789.75	246	5816.5
7	5733.5	87	5763.5	167	5790.25	247	5816.75
8	5733.75	88	5763.75	168	5790.5	248	5817.25
9	5734.5	89	5764.25	169	5790.75	249	5817.5
10	5734.75	90	5764.5	170	5791.25	250	5817.75
11	5735.5	91	5764.75	171	5791.5	251	5818.25
12	5735.75	92	5765.25	172	5791.75	252	5818.5
13	5736.5	93	5765.5	173	5792.25	253	5818.75
14	5736.75	94	5765.75	174	5792.5	254	5819.25
15	5737.5	95	5766.25	175	5792.75	255	5819.5
16	5737.75	96	5766.5	176	5793.25	256	5819.75
17	5738.5	97	5766.75	177	5793.5	257	5820.25
18	5738.75	98	5767.25	178	5793.75	258	5820.5
19	5739.5	99	5767.5	179	5794.25	259	5820.75
20	5739.75	100	5767.75	180	5794.5	260	5821.25
21	5740.5	101	5768.25	181	5794.75	261	5821.5
22	5740.75	102	5768.5	182	5795.25	262	5821.75
23	5741.5	103	5768.75	183	5795.5	263	5822.25
24	5741.75	104	5769.25	184	5795.75	264	5822.5
25	5742.5	105	5769.5	185	5796.25	265	5822.75
26	5742.75	106	5769.75	186	5796.5	266	5823.25
27	5743.5	107	5770.25	187	5796.75	267	5823.5
28	5743.75	108	5770.5	188	5797.25	268	5823.75
29	5744.25	109	5770.75	189	5797.5	269	5824.25
30	5744.5	110	5771.25	190	5797.75	270	5824.5
31	5744.75	111	5771.5	191	5798.25	271	5824.75
32	5745.25	112	5771.75	192	5798.5	272	5825.25
33	5745.5	113	5772.25	193	5798.75	273	5825.5
34	5745.75	114	5772.5	194	5799.25	274	5825.75
35	5746.25	115	5772.75	195	5799.5	275	5826.25
36	5746.5	116	5773.25	196	5799.75	276	5826.5
37	5746.75	117	5773.5	197	5800.25	277	5826.75
38	5747.25	118	5773.75	198	5800.5	278	5827.25
39	5747.5	119	5774.25	199	5800.75	279	5827.5

40	5747.75	120	5774.5	200	5801.25	280	5827.75
41	5748.25	121	5774.75	201	5801.5	281	5828.25
42	5748.5	122	5775.25	202	5801.75	282	5828.5
43	5748.75	123	5775.5	203	5802.25	283	5828.75
44	5749.25	124	5775.75	204	5802.5	284	5829.25
45	5749.5	125	5776.25	205	5802.75	285	5829.5
46	5749.75	126	5776.5	206	5803.25	286	5829.75
47	5750.25	127	5776.75	207	5803.5	287	5830.25
48	5750.5	128	5777.25	208	5803.75	288	5830.5
49	5750.75	129	5777.5	209	5804.25	289	5830.75
50	5751.25	130	5777.75	210	5804.5	290	5831.25
51	5751.5	131	5778.25	211	5804.75	291	5831.5
52	5751.75	132	5778.5	212	5805.25	292	5832.25
53	5752.25	133	5778.75	213	5805.5	293	5832.5
54	5752.5	134	5779.25	214	5805.75	294	5833.25
55	5752.75	135	5779.5	215	5806.25	295	5833.5
56	5753.25	136	5779.75	216	5806.5	296	5834.25
57	5753.5	137	5780.25	217	5806.75	297	5834.5
58	5753.75	138	5780.5	218	5807.25	298	5835.25
59	5754.25	139	5780.75	219	5807.5	299	5835.5
60	5754.5	140	5781.25	220	5807.75	300	5836.25
61	5754.75	141	5781.5	221	5808.25	301	5836.5
62	5755.25	142	5781.75	222	5808.5	302	5837.25
63	5755.5	143	5782.25	223	5808.75	303	5837.5
64	5755.75	144	5782.5	224	5809.25	304	5838.25
65	5756.25	145	5782.75	225	5809.5	305	5838.5
66	5756.5	146	5783.25	226	5809.75	306	5839.25
67	5756.75	147	5783.5	227	5810.25	307	5839.5
68	5757.25	148	5783.75	228	5810.5	308	5840.25
69	5757.5	149	5784.25	229	5810.75	309	5840.5
70	5757.75	150	5784.5	230	5811.25	310	5841.25
71	5758.25	151	5784.75	231	5811.5	311	5841.5
72	5758.5	152	5785.25	232	5811.75	312	5842.25
73	5758.75	153	5785.5	233	5812.25	313	5842.5
74	5759.25	154	5785.75	234	5812.5	314	5843.25
75	5759.5	155	5786.25	235	5812.75	315	5843.5
76	5759.75	156	5786.5	236	5813.25	316	5844.25
77	5760.25	157	5786.75	237	5813.5	317	5844.5
78	5760.5	158	5787.25	238	5813.75	/	/
79	5760.75	159	5787.5	239	5814.25	/	/
80	5761.25	160	5787.75	240	5814.5	/	/

5.8G 20 MHz Bandwidth (5735.5 MHz ~ 5839.5 MHz)							
Channel	Frequency (MHz)	Channel	Frequency (MHz)	Channel	Frequency (MHz)	Channel	Frequency (MHz)
1	5735.5	66	5766	131	5788	196	5809.5
2	5736	67	5766.5	132	5788	197	5810
3	5736.5	68	5767	133	5788.5	198	5810
4	5737	69	5767	134	5789	199	5810.5
5	5737.5	70	5767.5	135	5789	200	5811
6	5738	71	5768	136	5789.5	201	5811
7	5738.5	72	5768	137	5790	202	5811.5
8	5739	73	5768.5	138	5790	203	5812
9	5739.5	74	5769	139	5790.5	204	5812
10	5740	75	5769	140	5791	205	5812.5
11	5740.5	76	5769.5	141	5791	206	5813
12	5741	77	5770	142	5791.5	207	5813.5
13	5741.5	78	5770	143	5792	208	5814
14	5742	79	5770.5	144	5792	209	5814.5
15	5742.5	80	5771	145	5792.5	210	5815
16	5743	81	5771	146	5793	211	5815.5
17	5743.5	82	5771.5	147	5793	212	5816
18	5744	83	5772	148	5793.5	213	5816.5
19	5744.5	84	5772	149	5794	214	5817
20	5745	85	5772.5	150	5794	215	5817.5
21	5745.5	86	5773	151	5794.5	216	5818
22	5746	87	5773	152	5795	217	5818.5
23	5746.5	88	5773.5	153	5795	218	5819
24	5747	89	5774	154	5795.5	219	5819.5
25	5747.5	90	5774	155	5796	220	5820
26	5748	91	5774.5	156	5796	221	5820.5
27	5748.5	92	5775	157	5796.5	222	5821
28	5749	93	5775	158	5797	223	5821.5
29	5749.5	94	5775.5	159	5797	224	5822
30	5750	95	5776	160	5797.5	225	5822.5
31	5750.5	96	5776	161	5798	226	5823
32	5751	97	5776.5	162	5798	227	5823.5
33	5751.5	98	5777	163	5798.5	228	5824
34	5752	99	5777	164	5799	229	5824.5
35	5752.5	100	5777.5	165	5799	230	5825
36	5753	101	5778	166	5799.5	231	5825.5
37	5753.5	102	5778	167	5800	232	5826
38	5754	103	5778.5	168	5800	233	5826.5

39	5754.5	104	5779	169	5800.5	234	5827
40	5755	105	5779	170	5801	235	5827.5
41	5755.5	106	5779.5	171	5801	236	5828
42	5756	107	5780	172	5801.5	237	5828.5
43	5756.5	108	5780	173	5802	238	5829
44	5757	109	5780.5	174	5802	239	5829.5
45	5757.5	110	5781	175	5802.5	240	5830
46	5758	111	5781	176	5803	241	5830.5
47	5758.5	112	5781.5	177	5803	242	5831
48	5759	113	5782	178	5803.5	243	5831.5
49	5759.5	114	5782	179	5804	244	5832
50	5760	115	5782.5	180	5804	245	5832.5
51	5760.5	116	5783	181	5804.5	246	5833
52	5761	117	5783	182	5805	247	5833.5
53	5761.5	118	5783.5	183	5805	248	5834
54	5762	119	5784	184	5805.5	249	5834.5
55	5762.5	120	5784	185	5806	250	5835
56	5763	121	5784.5	186	5806	251	5835.5
57	5763	122	5785	187	5806.5	252	5836
58	5763.5	123	5785	188	5807	253	5836.5
59	5764	124	5785.5	189	5807	254	5837
60	5764	125	5786	190	5807.5	255	5837.5
61	5764.5	126	5786	191	5808	256	5838
62	5765	127	5786.5	192	5808	257	5838.5
63	5765	128	5787	193	5808.5	258	5839
64	5765.5	129	5787	194	5809	259	5839.5
65	5766	130	5787.5	195	5809	/	/

5.8G 40 MHz Bandwidth (5745.5 MHz ~ 5829.5 MHz)							
Channel	Frequency (MHz)	Channel	Frequency (MHz)	Channel	Frequency (MHz)	Channel	Frequency (MHz)
1	5745.5	23	5767.5	45	5789.5	67	5811.5
2	5746.5	24	5768.5	46	5790.5	68	5812.5
3	5747.5	25	5769.5	47	5791.5	69	5813.5
4	5748.5	26	5770.5	48	5792.5	70	5814.5
5	5749.5	27	5771.5	49	5793.5	71	5815.5
6	5750.5	28	5772.5	50	5794.5	72	5816.5
7	5751.5	29	5773.5	51	5795.5	73	5817.5
8	5752.5	30	5774.5	52	5796.5	74	5818.5
9	5753.5	31	5775.5	53	5797.5	75	5819.5
10	5754.5	32	5776.5	54	5798.5	76	5820.5
11	5755.5	33	5777.5	55	5799.5	77	5821.5
12	5756.5	34	5778.5	56	5800.5	78	5822.5
13	5757.5	35	5779.5	57	5801.5	79	5823.5
14	5758.5	36	5780.5	58	5802.5	80	5824.5
15	5759.5	37	5781.5	59	5803.5	81	5825.5
16	5760.5	38	5782.5	60	5804.5	82	5826.5
17	5761.5	39	5783.5	61	5805.5	83	5827.5
18	5762.5	40	5784.5	62	5806.5	84	5828.5
19	5763.5	41	5785.5	63	5807.5	85	5829.5
20	5764.5	42	5786.5	64	5808.5	/	/
21	5765.5	43	5787.5	65	5809.5	/	/
22	5766.5	44	5788.5	66	5810.5	/	/

5.8 GHz 60 MHz Bandwidth (5755.5 MHz ~ 5819.5 MHz)							
Channel	Frequency (MHz)	Channel	Frequency (MHz)	Channel	Frequency (MHz)	Channel	Frequency (MHz)
1	5755.5	18	5772.5	35	5789.5	52	5806.5
2	5756.5	19	5773.5	36	5790.5	53	5807.5
3	5757.5	20	5774.5	37	5791.5	54	5808.5
4	5758.5	21	5775.5	38	5792.5	55	5809.5
5	5759.5	22	5776.5	39	5793.5	56	5810.5
6	5760.5	23	5777.5	40	5794.5	57	5811.5
7	5761.5	24	5778.5	41	5795.5	58	5812.5
8	5762.5	25	5779.5	42	5796.5	59	5813.5
9	5763.5	26	5780.5	43	5797.5	60	5814.5
10	5764.5	27	5781.5	44	5798.5	61	5815.5
11	5765.5	28	5782.5	45	5799.5	62	5816.5
12	5766.5	29	5783.5	46	5800.5	63	5817.5
13	5767.5	30	5784.5	47	5801.5	64	5818.5
14	5768.5	31	5785.5	48	5802.5	65	5819.5
15	5769.5	32	5786.5	49	5803.5	/	/
16	5770.5	33	5787.5	50	5804.5	/	/
17	5771.5	34	5788.5	51	5805.5	/	/

5.8 GHz 80 MHz Bandwidth (5765.5 MHz ~ 5809.5 MHz)							
Channel	Frequency (MHz)	Channel	Frequency (MHz)	Channel	Frequency (MHz)	Channel	Frequency (MHz)
1	5765.5	13	5777.5	25	5789.5	37	5801.5
2	5766.5	14	5778.5	26	5790.5	38	5802.5
3	5767.5	15	5779.5	27	5791.5	39	5803.5
4	5768.5	16	5780.5	28	5792.5	40	5804.5
5	5769.5	17	5781.5	29	5793.5	41	5805.5
6	5770.5	18	5782.5	30	5794.5	42	5806.5
7	5771.5	19	5783.5	31	5795.5	43	5807.5
8	5772.5	20	5784.5	32	5796.5	44	5808.5
9	5773.5	21	5785.5	33	5797.5	45	5809.5
10	5774.5	22	5786.5	34	5798.5	/	/
11	5775.5	23	5787.5	35	5799.5	/	/
12	5776.5	24	5788.5	36	5800.5	/	/

5.3. MAXIMUM OUTPUT POWER

SRD 5.1G	Frequency (MHz)	Maximum Conducted Average Output Power(dBm)			
		ANT0&1	ANT0&5	ANT4&1	ANT4&5
1.4 MHz Mode	5154 MHz ~ 5248 MHz	13.20	12.26	12.31	12.70
3 MHz Mode	5154 MHz ~ 5247 MHz	12.93	12.11	12.10	12.50
5 MHz Mode	5155 MHz ~ 5247 MHz	17.07	16.00	16.18	16.53
10 MHz Mode	5157 MHz ~ 5245 MHz	20.26	19.49	19.31	19.51
20 MHz Mode	5161 MHz ~ 5240 MHz	20.47	19.28	19.30	19.50
40 MHz Mode	5170 MHz ~ 5230 MHz	20.64	19.59	19.47	19.96
60 MHz Mode	5180 MHz ~ 5220 MHz	19.26	18.32	18.32	18.73
80 MHz Mode	5190 MHz ~ 5210 MHz	19.63	18.81	18.86	19.30

SRD 5.8G	Frequency (MHz)	Maximum Conducted Average Output Power(dBm)			
		ANT0&1	ANT0&5	ANT4&1	ANT4&5
1.4 MHz Mode	5728.5 MHz ~ 5846.12 MHz	28.65	26.72	27.06	27.09
3 MHz Mode	5727.5 MHz ~ 5847.2 MHz	28.36	26.55	26.37	26.71
5 MHz Mode	5732.5 MHz ~ 5842.5 MHz	28.99	26.55	26.92	27.31
10 MHz Mode	5730.5 MHz ~ 5844.5 MHz	29.04	27.35	27.66	27.68
20 MHz Mode	5735.5 MHz ~ 5839.5 MHz	29.22	27.09	27.11	27.52
40 MHz Mode	5745.5 MHz ~ 5829.5 MHz	26.57	24.62	24.59	24.82
60 MHz Mode	5755.5 MHz ~ 5819.5 MHz	25.42	23.30	23.21	23.53
80 MHz Mode	5765.5 MHz ~ 5809.5 MHz	25.92	23.76	23.84	24.11

5.4. TEST CHANNEL CONFIGURATION

SRD 5.1G	Test Channel Number	Frequency
1.4 MHz Mode	CH 1, CH 2, CH 5, CH 7, CH 9, CH 56, CH 110	5154 MHz, 5156 MHz, 5158 MHz, 5160 MHz,5162 MHz,5202 MHz, 5248 MHz
3 MHz Mode	CH 1, CH 2, CH 4, CH 6, CH 35, CH 68	5154 MHz, 5157 MHz, 5160 MHz, 5163 MHz,5202 MHz,5247 MHz
5 MHz Mode	CH 1, CH 4, CH 10, CH 21, CH 98, CH 190	5155 MHz, 5157 MHz, 5162 MHz, 5167 MHz,5202 MHz,5247 MHz
10 MHz Mode	CH 1, CH 11, CH 13, CH 15, CH 17, CH 19, CH 21, CH 23, CH 25, CH 27, CH 120, CH 239	5157 MHz, 5162 MHz, 5163 MHz, 5164 MHz,5165 MHz,5166 MHz, 5167 MHz,5168 MHz,5169 MHz, 5170 MHz,5201 MHz,5245 MHz
20 MHz Mode	CH 1, CH 3, CH 5, CH 7, CH 9, CH 11, CH 13, CH 15, CH 17, CH 19, CH 21, CH 91, CH 184	5161 MHz, 5162 MHz, 5163 MHz, 5164 MHz,5165 MHz,5166 MHz, 5167 MHz,5168 MHz,5169 MHz, 5170 MHz,5171 MHz,5200 MHz, 5240 MHz
40 MHz Mode	CH 1, CH 2, CH 3, CH 4, CH 9, CH 11, CH 17, CH 19, CH 20, CH 31, CH 61	5170 MHz, 5171 MHz, 5172 MHz, 5173 MHz,5178 MHz,5180 MHz, 5186 MHz,5188 MHz,5189 MHz, 5200 MHz,5230 MHz
60 MHz Mode	CH 1, CH 2, CH 3, CH 7, CH 9, CH 12, CH 14, CH 16, CH 17, CH 21, CH 41	5180 MHz, 5181 MHz, 5182 MHz, 5186 MHz,5188 MHz,5191 MHz, 5193 MHz,5195 MHz,5196 MHz, 5200 MHz,5220 MHz
80 MHz Mode	CH 1, CH 2, CH 6, CH 9, CH 11, CH 14, CH 21	5190 MHz, 5191 MHz, 5195 MHz, 5198 MHz,5203 MHz,5206 MHz, 5210 MHz

SRD 5.8G	Test Channel Number	Frequency
1.4 MHz Mode	CH 1(Low Channel), CH 97(MID Channel), CH 194(High Channel)	5728.5 MHz, 5786.5 MHz, 5846.12 MHz
3 MHz Mode	CH 1(Low Channel), CH 63(MID Channel), CH 126(High Channel)	5727.5 MHz, 5787.2 MHz, 5847.2 MHz
5 MHz Mode	CH 1(Low Channel), CH 115(MID Channel), CH 229(High Channel)	5732.5 MHz, 5787.5 MHz, 5842.5 MHz
10 MHz Mode	CH 1(Low Channel), CH 159(MID Channel), CH 317(High Channel)	5730.5 MHz, 5787.5 MHz, 5844.5 MHz
20 MHz Mode	CH 1(Low Channel), CH 130(MID Channel), CH 259(High Channel)	5735.5 MHz, 5787.5 MHz, 5839.5 MHz
40 MHz Mode	CH 1(Low Channel), CH 43(MID Channel), CH 85(High Channel)	5745.5 MHz, 5787.5 MHz, 5829.5 MHz
60 MHz Mode	CH 1(Low Channel), CH 23(MID Channel), CH 65(High Channel)	5755.5 MHz, 5787.5 MHz, 5819.5 MHz
80 MHz Mode	CH 1(Low Channel), CH 23(MID Channel), CH 45(High Channel)	5765.5 MHz, 5787.5 MHz, 5800.5 MHz

5.5. THE WORSE CASE POWER SETTING PARAMETER

The Worse Case Power Setting Parameter under 5154 ~ 5248 MHz Band				
Test Software		DjiSdrConsole		
Modulation Mode	Transmit Antenna Number	Test Software setting value		
		NCB: 1.4 MHz/3 MHz/5 MHz/10 MHz/20 MHz/40 MHz/60 MHz/80 MHz		
		Low Channel	MID Channel	High Channel
All	All	Default	Default	Default

The Worse Case Power Setting Parameter under 5728.5 ~ 5848.12 MHz Band				
Test Software		DjiSdrConsole		
Modulation Mode	Transmit Antenna Number	Test Software setting value		
		NCB: 1.4 MHz/3 MHz/5 MHz/10 MHz/20 MHz/40 MHz/60 MHz/80 MHz		
		Low Channel	MID Channel	High Channel
All	All	Default	Default	Default

5.6. DESCRIPTION OF AVAILABLE ANTENNAS

Antenna	Frequency (MHz)	Antenna Type	Maximum Antenna Gain (dBi)
0	5154 ~ 5428	Dipole	0.5
1	5154 ~ 5428	Dipole	0.5
4	5154 ~ 5428	Dipole	1.5
5	5154 ~ 5428	Dipole	1.5

MIMO output power port and MIMO PSD port summing were performed in accordance with KDB 662911 D01. For the STBC mode results the Directional Gain was calculated in accordance with the following method.

For output power measurements:

Directional gain= $G_{ANT} + \text{Array Gain} = 1.5 \text{ dBi}$

G_{ANT} : equal to the gain of the antenna having the highest gain

Array Gain = 0 dB (i.e., no array gain) for $N_{ANT} \leq 4$

For power spectral density (PSD) measurements:

Directional gain= $G_{ANT} + \text{Array Gain} = 1.5 \text{ dBi}$

G_{ANT} : equal to the gain of the antenna having the highest gain

Array Gain = 0 dB (i.e., no array gain) for $N_{ANT} \leq 4$

Antenna	Frequency (MHz)	Antenna Type	Maximum Antenna Gain (dBi)
0	5728.5 ~ 5848.12	Dipole	1.5
1	5728.5 ~ 5848.12	Dipole	1.5
4	5728.5 ~ 5848.12	Dipole	3.5
5	5728.5 ~ 5848.12	Dipole	3.5

MIMO output power port and MIMO PSD port summing were performed in accordance with KDB 662911 D01. For the STBC mode results the Directional Gain was calculated in accordance with the following method.

For output power measurements:

Directional gain= $G_{ANT} + \text{Array Gain} = 3.5 \text{ dBi}$

G_{ANT} : equal to the gain of the antenna having the highest gain

Array Gain = 0 dB (i.e., no array gain) for $N_{ANT} \leq 4$

For power spectral density (PSD) measurements:

Directional gain= $G_{ANT} + \text{Array Gain} = 3.5 \text{ dBi}$

G_{ANT} : equal to the gain of the antenna having the highest gain

Array Gain = 0 dB (i.e., no array gain) for $N_{ANT} \leq 4$

Test Mode	Transmit and Receive Mode	Description
1.4 MHz Mode	<input checked="" type="checkbox"/> 2TX, 4RX	ANT 0,1 / 0,5 / 4,1 / 4,5 can be used as transmitting antenna. ANT 0,1, 4, 5 can be used as receiving antenna.
3 MHz Mode	<input checked="" type="checkbox"/> 2TX, 4RX	ANT 0,1 / 0,5 / 4,1 / 4,5 can be used as transmitting antenna. ANT 0,1, 4, 5 can be used as receiving antenna.
5 MHz Mode	<input checked="" type="checkbox"/> 2TX, 4RX	ANT 0,1 / 0,5 / 4,1 / 4,5 can be used as transmitting antenna. ANT 0,1, 4, 5 can be used as receiving antenna.
10 MHz Mode	<input checked="" type="checkbox"/> 2TX, 4RX	ANT 0,1 / 0,5 / 4,1 / 4,5 can be used as transmitting antenna. ANT 0,1, 4, 5 can be used as receiving antenna.
20 MHz Mode	<input checked="" type="checkbox"/> 2TX, 4RX	ANT 0,1 / 0,5 / 4,1 / 4,5 can be used as transmitting antenna. ANT 0,1, 4, 5 can be used as receiving antenna.
40 MHz Mode	<input checked="" type="checkbox"/> 2TX, 4RX	ANT 0,1 / 0,5 / 4,1 / 4,5 can be used as transmitting antenna. ANT 0,1, 4, 5 can be used as receiving antenna.
60 MHz Mode	<input checked="" type="checkbox"/> 2TX, 4RX	ANT 0,1 / 0,5 / 4,1 / 4,5 can be used as transmitting antenna. ANT 0,1, 4, 5 can be used as receiving antenna.
80 MHz Mode	<input checked="" type="checkbox"/> 2TX, 4RX	ANT 0,1 / 0,5 / 4,1 / 4,5 can be used as transmitting antenna. ANT 0,1, 4, 5 can be used as receiving antenna.

Test Mode	Transmit and Receive Mode	Description
1.4 MHz Mode	<input checked="" type="checkbox"/> 1TX, 4RX	ANT 0,1, 4, 5 can be used as transmitting and receiving antenna.
3 MHz Mode	<input checked="" type="checkbox"/> 1TX, 4RX	ANT 0,1, 4, 5 can be used as transmitting and receiving antenna.
5 MHz Mode	<input checked="" type="checkbox"/> 1TX, 4RX	ANT 0,1, 4, 5 can be used as transmitting and receiving antenna.
10 MHz Mode	<input checked="" type="checkbox"/> 1TX, 4RX	ANT 0,1, 4, 5 can be used as transmitting and receiving antenna.
20 MHz Mode	<input checked="" type="checkbox"/> 1TX, 4RX	ANT 0,1, 4, 5 can be used as transmitting and receiving antenna.
40 MHz Mode	<input checked="" type="checkbox"/> 1TX, 4RX	ANT 0,1, 4, 5 can be used as transmitting and receiving antenna.
60 MHz Mode	<input checked="" type="checkbox"/> 1TX, 4RX	ANT 0,1, 4, 5 can be used as transmitting and receiving antenna.
80 MHz Mode	<input checked="" type="checkbox"/> 1TX, 4RX	ANT 0,1, 4, 5 can be used as transmitting and receiving antenna.

Note: 1. The value of the antenna gain was declared by customer.

2. Only SRD 2.4G & WIFI 5G & BT and SRD 5G & WIFI 2.4G & BT can transmit simultaneously. (declare by manufacturer)

5.7. THE WORSE CASE CONFIGURATIONS

The EUT was tested in the following configuration(s):

Controlled in test mode using a software application on the EUT supplied by customer. The application was used to enable a continuous transmission and to select the mode, test channels, bandwidth, data rates as required.

Test channels referring to section 5.2.

Maximum power setting referring to section 5.5.

Worst case Data Rates declared by the customer:

- SRD 5.1G/SRD 5.8G-1.4 MHz Mode/QPSK
- SRD 5.1G/SRD 5.8G-3 MHz Mode/QPSK
- SRD 5.1G/SRD 5.8G-5 MHz Mode/QPSK
- SRD 5.1G/SRD 5.8G-10 MHz Mode/QPSK
- SRD 5.1G/SRD 5.8G-20 MHz Mode/QPSK
- SRD 5.1G/SRD 5.8G-40 MHz Mode/QPSK
- SRD 5.1G/SRD 5.8G-60 MHz Mode/QPSK
- SRD 5.1G/SRD 5.8G-80 MHz Mode/QPSK

The EUT has 6 separate antennas which correspond to 6 separate antenna ports, core ANT 0, core ANT 1, core ANT 2, core ANT 3, core ANT 4, core ANT 5 correspond to antenna 0, antenna 1, antenna 2, antenna 3, antenna 4, antenna 5 respectively. Antenna 2 and antenna 3 support WIFI 2.4G and WIFI 5G and antenna 2 also support BT. Antenna 0,1,4,5 support SRD. For SRD, the EUT support 1TX4RX and 2TX4RX mode. 1TX4RX and 2TX4RX have the same power setting, so only the worst data for 2TX4RX mode were recorded in the report. For 2T4R mode, antenna 0 and antenna 1/ antenna 0 and antenna 5/ antenna 4 and antenna 1/ antenna 4 and antenna 5 used as transmit antennas and all the 4 antennas can use as receive antennas, all the transmit combination(ANT0 and ANT1 / ANT0 and ANT5 / ANT4 and ANT1 / ANT4 and ANT5) had been tested, but only the worst data was recorded in the report.

Radiated emissions tests were performed with the MIMO modes. These were found to be the worst modulation scheme with regards to emissions after preliminary investigations and, as this mode emits the highest conducted output power level, it was deemed to be the worst case.

5.8. DESCRIPTION OF TEST SETUP

SUPPORT EQUIPMENT

Item	Equipment	Brand Name	Model Name	Remarks
1	Laptop	Lenovo	E42-80	/

I/O CABLES

Cable No	Port	Connector Type	Cable Type	Cable Length(m)	Remarks
1	USB	Type C	Unshielded	1.0	/

ACCESSORIES

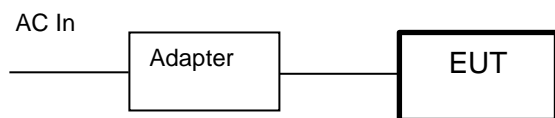
Item	Accessory	Brand Name	Model Name	Description
1	Adapter	/	PD-30CN	Input: AC 100 ~ 240 V, 50/60 Hz Output: DC 5 V, 3 A

TEST SETUP

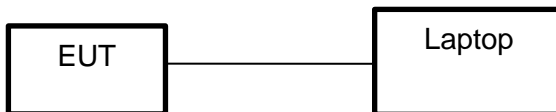
The EUT can work in engineering mode with a software through a laptop.

SETUP DIAGRAM FOR TESTS

For Conducted Emission Test for AC Power Port Test:



For other tests:



6. MEASURING EQUIPMENT AND SOFTWARE USED

R&S TS 8997 Test System					
Equipment	Manufacturer	Model No.	Serial No.	Last Cal.	Due. Date
Power sensor, Power Meter	R&S	OSP120	100921	Mar.25,2024	Mar.24,2025
Vector Signal Generator	R&S	SMBV100A	261637	Oct.12, 2023	Oct.11, 2024
Signal Generator	R&S	SMB100A	178553	Oct.12, 2023	Oct.11, 2024
Signal Analyzer	R&S	FSV40	101118	Oct.12, 2023	Oct.11, 2024
Software					
Description	Manufacturer	Name		Version	
For R&S TS 8997 Test System	Rohde & Schwarz	EMC 32		10.60.10	
Tonsend RF Test System					
Equipment	Manufacturer	Model No.	Serial No.	Last Cal.	Due. Date
PXA Signal Analyzer	Keysight	N9030A	MY55410512	Oct.12, 2023	Oct.11, 2024
MXG Vector Signal Generator	Keysight	N5182B	MY56200284	Oct.12, 2023	Oct.11, 2024
MXG Vector Signal Generator	Keysight	N5172B	MY56200301	Oct.12, 2023	Oct.11, 2024
Attenuator	Aglient	8495B	2814a12853	Oct.12, 2023	Oct.11, 2024
RF Control Unit	Tonscend	JS0806-2	23B80620666	Mar.25,2024	Mar.24,2025
Software					
Description	Manufacturer	Name		Version	
Tonsend SDR Test System	Tonsend	JS1120-3 RF Test System		V3.2.22	

Conducted Emissions					
Equipment	Manufacturer	Model No.	Serial No.	Last Cal.	Due Date
EMI Test Receiver	R&S	ESR3	101961	Oct.13, 2023	Oct.12, 2024
Two-Line V-Network	R&S	ENV216	101983	Oct.13, 2023	Oct.12, 2024
Artificial Mains Networks	Schwarzbeck	NSLK 8126	8126465	Oct.13, 2023	Oct.12, 2024
Software					
Description		Manufacturer	Name	Version	
Test Software for Conducted Emissions		Farad	EZ-EMC	Ver. UL-3A1	

Radiated Emissions						
Equipment	Manufacturer	Model No.	Serial No.	Upper Last Cal.	Last Cal.	Due Date
MXE EMI Receiver	KESIGHT	N9038A	MY56400036	/	Oct.12, 2023	Oct.11, 2024
Hybrid Log Periodic Antenna	TDK	HLP-3003C	130959	/	Aug.02, 2021	Aug.01, 2024
Preamplifier	HP	8447D	2944A09099	/	Oct.12, 2023	Oct.11, 2024
EMI Measurement Receiver	R&S	ESR26	101377	/	Oct.12, 2023	Oct.11, 2024
Horn Antenna	TDK	HRN-0118	130939	/	Apr.29, 2022	Apr.28, 2025
Preamplifier	TDK	PA-02-0118	TRS-305-00067	/	Oct.12, 2023	Oct.11, 2024
Horn Antenna	Schwarzbeck	BBHA9170	697	July 20, 2021	June 30, 2024	June 29, 2027
Preamplifier	TDK	PA-02-2	TRS-307-00003	/	Oct.12, 2023	Oct.11, 2024
Preamplifier	TDK	PA-02-3	TRS-308-00002	/	Oct.12, 2023	Oct.11, 2024
Loop antenna	Schwarzbeck	1519B	00008	/	Dec.14, 2021	Dec.13, 2024
Preamplifier	TDK	PA-02-001-3000	TRS-302-00050	/	Oct.12, 2023	Oct.11, 2024
Highpass Filter	Wainwright	WHKX10-5850-6500-1800-40SS	4	/	Oct.12, 2023	Oct.11, 2024
Band Reject Filter	Wainwright	WRCJV12-5695-5725-5850-5880-40SS	4	/	Oct.12, 2023	Oct.11, 2024
Software						
Description			Manufacturer	Name		Version
Test Software for Radiated Emissions			Farad	EZ-EMC		Ver. UL-3A1

7. ANTENNA PORT TEST RESULTS

7.1. ON TIME AND DUTY CYCLE

LIMITS

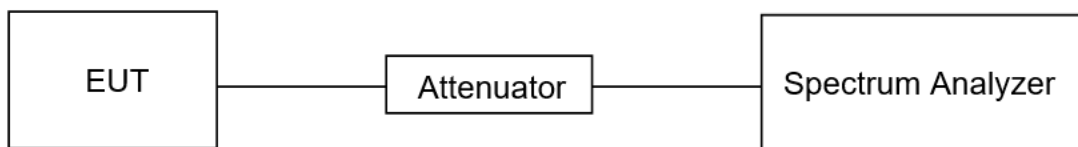
None; for reporting purposes only.

TEST PROCEDURE

Refer to KDB 789033 D02 General U-NII Test Procedures New Rules v02r01 section II.B.

The zero-span mode on a spectrum analyzer or EMI receiver, if the response time and spacing between bins on the sweep are sufficient to permit accurate measurements of the on and off times of the transmitted signal. Set the center frequency of the instrument to the center frequency of the transmission. Set RBW \geq EBW if possible; otherwise, set RBW to the largest available value. Set VBW \geq RBW. Set detector = peak or average. The zero-span measurement method shall not be used unless both RBW and VBW are $> 50/T$, where T is defined in II.B.1.a), and the number of sweep points across duration T exceeds 100. (For example, if VBW and/or RBW are limited to 3 MHz, then the zero-span method of measuring duty cycle shall not be used if $T \leq 16.7$ microseconds.)

TEST SETUP



TEST ENVIRONMENT

Temperature	24.6 °C	Relative Humidity	57 %
Atmosphere Pressure	101 kPa	Test Voltage	DC 7.2 V

TEST RESULTS

Please refer to section "Test Data" - Appendix D

7.2. 6DB AND 26DB EMISSION BANDWIDTH AND 99% OCCUPIED BANDWIDTH

LIMITS

CFR 47 FCC Part15, Subpart E		
Test Item	Limit	Frequency Range (MHz)
26 dB Emission Bandwidth	For reporting purposes only.	5150 ~ 5250
26 dB Emission Bandwidth	For reporting purposes only.	5250 ~ 5350
26 dB Emission Bandwidth	For reporting purposes only.	5470 ~ 5725 (For FCC)
6 dB Emission Bandwidth	The minimum 6 dB emission bandwidth shall be 500 kHz.	5725 ~ 5850
99 % Occupied Bandwidth	For reporting purposes only.	5150 ~ 5825 (For ISSED)

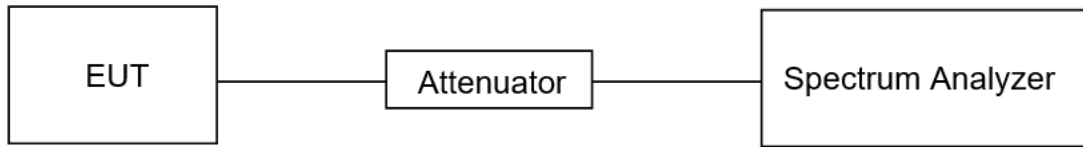
TEST PROCEDURE

Refer to KDB 789033 D02 General U-NII Test Procedures New Rules v02r01 section II.C1. for 26 dB Emission Bandwidth; section II.C2. for 6 dB Emission Bandwidth; section II.D. for 99 % Occupied Bandwidth.

Connect the EUT to the spectrum analyzer and use the following settings:

Center Frequency	The center frequency of the channel under test
Detector	Peak
RBW	For 6 dB Emission Bandwidth: RBW=100 kHz For 26 dB Emission bandwidth: approximately 1 % of the EBW. For 99 % Occupied Bandwidth: approximately 1 % ~ 5 % of the OBW.
VBW	For 6 dB Bandwidth: $\geq 3 \times \text{RBW}$ For 26 dB Bandwidth: $> 3 \times \text{RBW}$ For 99 % Bandwidth: $> 3 \times \text{RBW}$
Trace	Max hold
Sweep	Auto couple

- a) Use the 99 % power bandwidth function of the instrument, allow the trace to stabilize and report the measured bandwidth.
- b) Allow the trace to stabilize and measure the maximum width of the emission that is constrained by the frequencies associated with the two outermost amplitude points (upper and lower frequencies) that are attenuated by 6/26 dB relative to the maximum level measured in the fundamental emission.

TEST SETUP**TEST ENVIRONMENT**

Temperature	24.6 °C	Relative Humidity	57 %
Atmosphere Pressure	101 kPa	Test Voltage	DC 7.2 V

TEST RESULTS

Please refer to section "Test Data" - Appendix A1 & A2

7.3. OUTPUT POWER

LIMITS

CFR 47 FCC Part15, Subpart E		
Test Item	Limit	Frequency Range (MHz)
Conducted Output Power	<input type="checkbox"/> Outdoor Access Point: 1 W (30 dBm) <input type="checkbox"/> Indoor Access Point: 1 W (30 dBm) <input type="checkbox"/> Fixed Point-To-Point Access Points: 1 W (30 dBm) <input checked="" type="checkbox"/> Client Devices: 250 mW (24 dBm)	5150 ~ 5250
	Shall not exceed 1 Watt (30 dBm).	5725 ~ 5850

Note:

The above limits are based upon the maximum antenna gain does not exceed 6 dBi. If transmitting antennas of directional gain greater than 6 dBi are used, the maximum conducted output power shall be reduced by the amount in dB that the directional gain of the antenna exceeds 6 dBi.

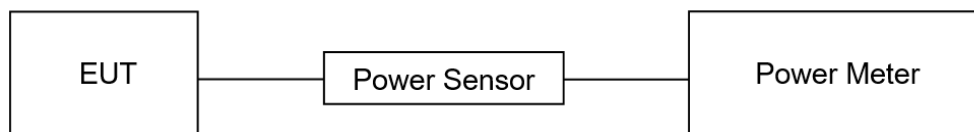
TEST PROCEDURE

Refer to KDB 789033 D02 General U-NII Test Procedures New Rules v02r01 section II.E.

Method PM (Measurement using an RF average power meter):

- (i) Measurements may be performed using a wideband RF power meter with a thermocouple detector or equivalent if all of the following conditions are satisfied:
 - a. The EUT is configured to transmit continuously or to transmit with a constant duty cycle.
 - b. At all times when the EUT is transmitting, it must be transmitting at its maximum power control level.
 - c. The integration period of the power meter exceeds the repetition period of the transmitted signal by at least a factor of five.
- (ii) If the transmitter does not transmit continuously, measure the duty cycle, x, of the transmitter output signal as described in II.B.
- (iii) Measure the average power of the transmitter. This measurement is an average over both the on and off periods of the transmitter.
- (iv) Adjust the measurement in dBm by adding $10 \log (1/x)$ where x is the duty cycle (e.g., $10 \log (1/0.25)$ if the duty cycle is 25 %).

TEST SETUP



TEST ENVIRONMENT

Temperature	24.6 °C	Relative Humidity	57 %
Atmosphere Pressure	101 kPa	Test Voltage	DC 7.2 V

TEST RESULTS

Please refer to section "Test Data" - Appendix B

7.4. POWER SPECTRAL DENSITY

LIMITS

CFR 47 FCC Part15, Subpart E		
Test Item	Limit	Frequency Range (MHz)
Power Spectral Density	<input type="checkbox"/> Outdoor Access Point: 17 dBm/MHz <input type="checkbox"/> Indoor Access Point: 17 dBm/MHz <input type="checkbox"/> Fixed Point-To-Point Access Points: 17 dBm/MHz <input checked="" type="checkbox"/> Client Devices: 11 dBm/MHz	5150 ~ 5250
	30 dBm/500kHz	5725 ~ 5850

Note:

The above limits are based upon the maximum antenna gain does not exceed 6 dBi. If transmitting antennas of directional gain greater than 6 dBi are used, maximum power spectral density shall be reduced by the amount in dB that the directional gain of the antenna exceeds 6 dBi.

TEST PROCEDURE

Refer to KDB 789033 D02 General U-NII Test Procedures New Rules v02r01 section II.F.

Connect the EUT to the spectrum analyzer and use the following settings:

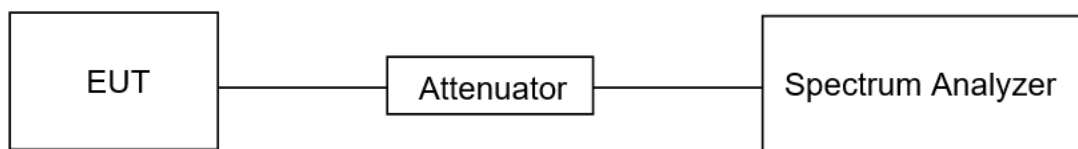
For U-NII-3:

Center Frequency	The center frequency of the channel under test
Detector	RMS
RBW	500 kHz
VBW	$\geq 3 \times \text{RBW}$
Span	Encompass the entire emissions bandwidth (EBW) of the signal
Trace	Max hold
Sweep time	Auto

Allow trace to fully stabilize and Use the peak search function on the instrument to find the peak of the spectrum and record its value.

Add 10 log (1/x), where x is the duty cycle, to the peak of the spectrum, the result is the Maximum PSD over 1 MHz / 500 kHz reference bandwidth.

TEST SETUP



TEST ENVIRONMENT

Temperature	24.6 °C	Relative Humidity	57 %
Atmosphere Pressure	101 kPa	Test Voltage	DC 7.2 V

TEST RESULTS

Please refer to section "Test Data" - Appendix C

7.5. FREQUENCY STABILITY

LIMITS

The frequency of the carrier signal shall be maintained within band of operation.

TEST PROCEDURE

1. The EUT was placed inside an environmental chamber as the temperature in the chamber was varied between -20 °C ~ 50 °C (declared by customer).
2. The temperature was incremented by 10 °C intervals and the unit allowed to stabilize at each temperature before each measurement. The center frequency of the transmitting channel was evaluated at each temperature and the frequency deviation from the channel's center frequency was recorded.
3. The primary supply voltage is varied from 85 % to 115 % of the nominal value for non hand-carried battery and AC powered equipment. For hand-carried, battery-powered equipment, primary supply voltage is reduced to the battery operating end point which shall be specified by the manufacturer.

Connect the EUT to the spectrum analyzer and use the following settings:

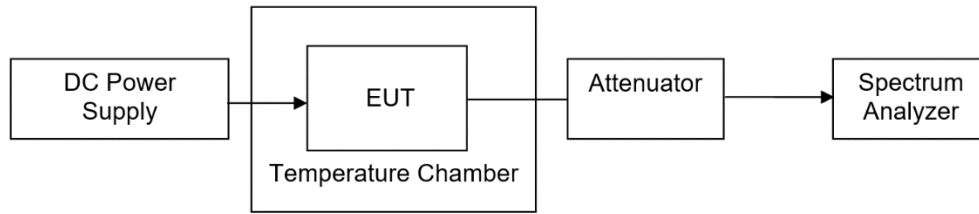
Center Frequency	The center frequency of the channel under test
Detector	Peak
RBW	10 kHz
VBW	$\geq 3 \times \text{RBW}$
Span	Encompass the entire emissions bandwidth (EBW) of the signal
Trace	Max hold
Sweep time	Auto

4. While maintaining a constant temperature inside the environmental chamber, turn the EUT on and record the operating frequency at startup, and at 2 minutes, 5 minutes, and 10 minutes after the EUT is energized.
5. Allow the trace to stabilize, find the peak value of the power envelope and record the frequency, then calculated the frequency drift.

TEST ENVIRONMENT

	Normal Test Conditions	Extreme Test Conditions
Relative Humidity	20 % ~ 75 %	/
Atmospheric Pressure	100 kPa ~ 102 kPa	/
Temperature	T _N (Normal Temperature): 25.1 °C	T _L (Low Temperature): -20 °C
		T _H (High Temperature): 50 °C
Supply Voltage	V _N (Normal Voltage): DC 7.2 V	V _L (Low Voltage): DC 6.12 V
		V _H (High Voltage): DC 8.28 V

TEST SETUP



TEST ENVIRONMENT

Temperature	24.6 °C	Relative Humidity	57 %
Atmosphere Pressure	101 kPa	Test Voltage	DC 7.2 V

TEST RESULTS

Please refer to section "Test Data" - Appendix E

8. RADIATED TEST RESULTS

LIMITS

Refer to CFR 47 FCC §15.205, §15.209 and §15.407 (b).

Radiation Disturbance Test Limit for FCC (Class B) (9 kHz ~ 1 GHz).

Emissions radiated outside of the specified frequency bands above 30 MHz			
Frequency Range (MHz)	Field Strength Limit (uV/m) at 3 m	Field Strength Limit	
		(dBuV/m) at 3 m	
		Quasi-Peak	
30 - 88	100	40	
88 - 216	150	43.5	
216 - 960	200	46	
Above 960	500	54	
Above 1000	500	Peak	Average
		74	54

FCC Emissions radiated outside of the specified frequency bands below 30 MHz		
Frequency (MHz)	Field strength (microvolts/meter)	Measurement distance (meters)
0.009-0.490	2400/F(kHz)	300
0.490-1.705	24000/F(kHz)	30
1.705-30.0	30	30

FCC Restricted bands of operation refer to FCC §15.205 (a):

MHz	MHz	MHz	GHz
0.090-0.110	16.42-16.423	399.9-410	4.5-5.15
¹ 0.495-0.505	16.69475-16.69525	608-614	5.35-5.46
2.1735-2.1905	16.80425-16.80475	960-1240	7.25-7.75
4.125-4.128	25.5-25.67	1300-1427	8.025-8.5
4.17725-4.17775	37.5-38.25	1435-1626.5	9.0-9.2
4.20725-4.20775	73-74.6	1645.5-1646.5	9.3-9.5
6.215-6.218	74.8-75.2	1660-1710	10.6-12.7
6.26775-6.26825	108-121.94	1718.8-1722.2	13.25-13.4
6.31175-6.31225	123-138	2200-2300	14.47-14.5
8.291-8.294	149.9-150.05	2310-2390	15.35-16.2
8.362-8.366	156.52475-156.52525	2483.5-2500	17.7-21.4
8.37625-8.38675	156.7-156.9	2690-2900	22.01-23.12
8.41425-8.41475	162.0125-167.17	3260-3267	23.6-24.0
12.29-12.293	167.72-173.2	3332-3339	31.2-31.8
12.51975-12.52025	240-285	3345.8-3358	36.43-36.5
12.57675-12.57725	322-335.4	3600-4400	(²)
13.36-13.41			

Note: ¹Until February 1, 1999, this restricted band shall be 0.490-0.510 MHz.

²Above 38.6c

Limits of unwanted/undesirable emission out of the restricted bands refer to CFR 47 FCC §15.407 (b).

LIMITS OF RADIATED EMISSION MEASUREMENT (Above 1GHz)		
Frequency Range (MHz)	EIRP Limit	Field Strength Limit (dBuV/m) at 3 m
5150~5250 MHz	PK: -27 (dBm/MHz)	PK:68.2(dBμV/m)
5725~5850 MHz	PK: -27 (dBm/MHz) *1 PK: 10 (dBm/MHz) *2 PK: 15.6 (dBm/MHz) *3 PK: 27 (dBm/MHz) *4	PK: 68.2(dBμV/m) *1 PK: 105.2 (dBμV/m) *2 PK: 110.8(dBμV/m) *3 PK: 122.2 (dBμV/m) *4
Note: *1 beyond 75 MHz or more above of the band edge. *2 below the band edge increasing linearly to 10 dBm/MHz at 25 MHz above. *3 below the band edge increasing linearly to a level of 15.6 dBm/MHz at 5 MHz above. *4 from 5 MHz above or below the band edge increasing linearly to a level of 27 dBm/MHz at the band edge.		

TEST PROCEDURE

Below 30 MHz

The setting of the spectrum analyzer

RBW	200 Hz (From 9 kHz to 0.15 MHz)/ 9 kHz (From 0.15 MHz to 30 MHz)
VBW	200 Hz (From 9 kHz to 0.15 MHz)/ 9 kHz (From 0.15 MHz to 30 MHz)
Sweep	Auto

1. The testing follows the guidelines in ANSI C63.10-2013 clause 6.4.
2. The EUT was arranged to its worst case and then turntable (from 0 degree to 360 degrees) to find the maximum reading. A pre-amp and a high pass filter are used for the test in order to get better signal level. Both Horizontal, Face-on and Face-off polarizations of the antenna are set to make the measurement.
3. The EUT was placed on a turntable with 80 cm above ground.
4. The EUT was set 3 meters from the interference receiving antenna, which was mounted on the top of a 1 m height antenna tower.
5. The radiated emission limits are based on measurements employing a CISPR quasi-peak detector except for the frequency bands 9-90 kHz, 110-490 kHz and above 1000 MHz Radiated emission limits in these three bands are based on measurements employing an average detector.
6. For measurement below 1 GHz, the initial step in collecting conducted emission data is a spectrum analyzer peak detector mode pre-scanning the measurement frequency range. Significant peaks are then marked and then Quasi Peak and average detector mode re-measured. If the emission level of the EUT measured by the peak detector is 3 dB lower than the applicable limit, the peak emission level will be reported. Otherwise, the emission measurement will be repeated using the quasi-peak and average detector and reported.
7. Although these tests were performed other than open field site, adequate comparison measurements were confirmed against 30m open field site. Therefore sufficient tests were made to demonstrate that the alternative site produces results that correlate with the ones of tests made in an open field site based on KDB 414788.
8. The limits in CFR 47, Part 15, Subpart C, paragraph 15.209 (a), are identical to those in RSS-GEN Section 8.9, Table 6, since the measurements are performed in terms of magnetic field strength and converted to electric field strength levels (as reported in the table) using the free space impedance of 377Ω . For example, the measurement frequency X KHz resulted in a level of Y dBuV/m, which is equivalent to $Y-51.5 = Z$ dBuA/m, which has the same margin, W dB, to the corresponding RSS-GEN Table 6 limit as it has to be 15.209(a) limit.

Below 1 GHz and above 30 MHz

The setting of the spectrum analyzer

RBW	120 kHz
VBW	300 kHz
Sweep	Auto
Detector	Peak/QP
Trace	Max hold

1. The testing follows the guidelines in ANSI C63.10-2013 clause 6.5.
2. The EUT was arranged to its worst case and then tune the antenna tower (from 1 m to 4 m) and turntable (from 0 degree to 360 degrees) to find the maximum reading. A pre-amp and a high pass filter are used for the test in order to get better signal level. Both horizontal and vertical polarizations of the antenna are set to make the measurement.
3. The EUT was placed on a turntable with 80 cm above ground.
4. The EUT was set 3 meters from the interference receiving antenna, which was mounted on the top of a variable height antenna tower.
5. For measurement below 1 GHz, the initial step in collecting conducted emission data is a spectrum analyzer peak detector mode pre-scanning the measurement frequency range. Significant peaks are then marked and then Quasi Peak detector mode re-measured. If the emission level of the EUT measured by the peak detector is 3 dB lower than the applicable limit, the peak emission level will be reported. Otherwise, the emission measurement will be repeated using the quasi-peak detector and reported.

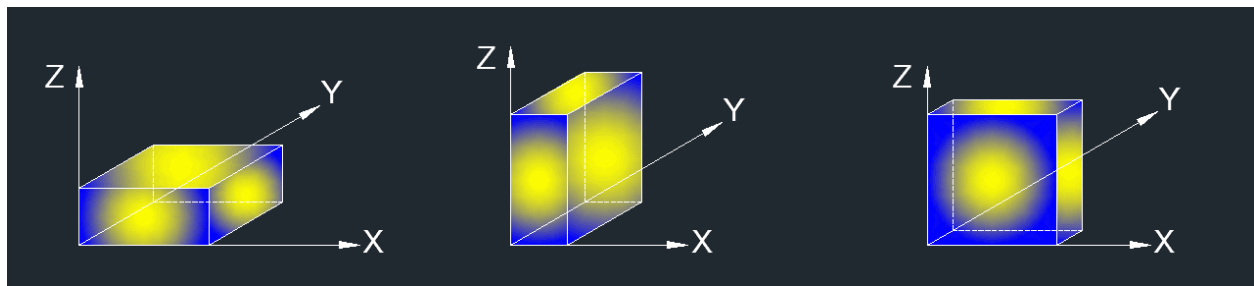
Above 1 GHz

The setting of the spectrum analyzer

RBW	1 MHz
VBW	PEAK: 3 MHz AVG: see note 6
Sweep	Auto
Detector	Peak
Trace	Max hold

1. The testing follows the guidelines in KDB 789033 D02 General U-NII Test Procedures New Rules v02r01 section II.G.3 ~ II.G.6.
2. The EUT was arranged to its worst case and then tune the antenna tower (from 1 m to 4 m) and turntable (from 0 degree to 360 degrees) to find the maximum reading. A pre-amp and a high pass filter are used for the test in order to get better signal level. Both horizontal and vertical polarizations of the antenna are set to make the measurement.
3. The EUT was placed on a turntable with 1.5 m above ground.
4. The EUT was set 3 meters from the interference receiving antenna, which was mounted on the top of a variable height antenna tower.
5. For measurement above 1 GHz, the emission measurement will be measured by the peak detector. This peak level, once corrected, must comply with the limit specified in Section 15.209.
6. For measurements above 1 GHz the resolution bandwidth is set to 1 MHz, then the video bandwidth is set to 3 MHz for peak measurements and 1 MHz resolution bandwidth with 1/T video bandwidth with peak detector for average measurements. For the Duty Cycle please refer to clause 7.1. ON TIME AND DUTY CYCLE.

X axis, Y axis, Z axis positions:



Note: For all radiated test, EUT in each of three orthogonal axis emissions had been tested, but only the worst case (X axis) data recorded in the report.

For Restricted Bandedge:

Note:

1. Measurement = Reading Level + Correct Factor.
2. If the peak values are less than the average limit of 54 dBuV/m, the average result is deemed to comply with average limit.
3. Peak: Peak detector.
4. AVG: $VBW=1/Ton$, where: Ton is the transmitting duration.
5. For the transmitting duration, please refer to clause 7.1.
6. Only the worst data was recorded, if it complies with the limit, the other emissions deemed to comply with the limit.
7. Both horizontal and vertical have been tested, only the worst data was recorded in the report.
8. All modes, channels and antennas have been tested, only the worst data was recorded in the report.

For Radiate Spurious emission (9 kHz ~ 30 MHz):

Note:

1. Measurement = Reading Level + Correct Factor.
2. If the peak values are less than the QP limit, the QP result is deemed to comply with QP limit.
3. All 3 polarizations (Horizontal, Face-on and Face-off) of the loop antenna had been tested, but only the worst data recorded in the report.
4. All modes, channels and antennas have been tested, only the worst data was recorded in the report.

For Radiate Spurious Emission (30 MHz ~ 1 GHz):

Note:

1. Result Level = Read Level + Correct Factor.
2. If the peak values are less than the QP limit, the QP result is deemed to comply with QP limit.
3. All modes, channels and antennas have been tested, only the worst data was recorded in the report.

For Radiate Spurious Emission (1 GHz ~ 7 GHz):

1. Measurement = Reading Level + Correct Factor.
2. If the peak values are less than the average limit of 54 dBuV/m, the average result is deemed to comply with average limit.
3. Peak: Peak detector.
4. AVG: $VBW=1/Ton$, where: Ton is the transmitting duration.
5. For the transmitting duration, please refer to clause 7.1.
6. Filter losses were only considered in the spurious frequency bands and the authorized band was not corrected for Band reject filter losses.
7. Proper operation of the transmitter prior to adding the filter to the measurement chain.
8. Since non-restricted band peak emissions are less than the average limit, they also comply with the -27dBm/MHz (68.2dBuV/m) limit.
9. All modes, channels and antennas have been tested, only the worst data was recorded in the report.

For Radiate Spurious Emission (7 GHz ~ 18 GHz):

Note:

1. Peak Result = Reading Level + Correct Factor.
2. If the peak values are less than the average limit of 54 dBuV/m, the average result is deemed to comply with average limit.
3. Peak: Peak detector.
4. AVG: $VBW=1/Ton$, where: Ton is the transmitting duration.
5. For the transmitting duration, please refer to clause 7.1.
6. Filter losses were only considered in the spurious frequency bands and the authorized band was not corrected for High Pass Filter losses.
7. Proper operation of the transmitter prior to adding the filter to the measurement chain.
8. Since non-restricted band peak emissions are less than the average limit, they also comply with the -27dBm/MHz (68.2dBuV/m) limit.
9. All modes, channels and antennas have been tested, only the worst data was recorded in the report.
- 10.*-indicates frequency is out of the restricted bands and the limit is -27dBm/MHz (68.2dBuV/m).

For Radiate Spurious emission (18 GHz ~ 26 GHz):

Note:

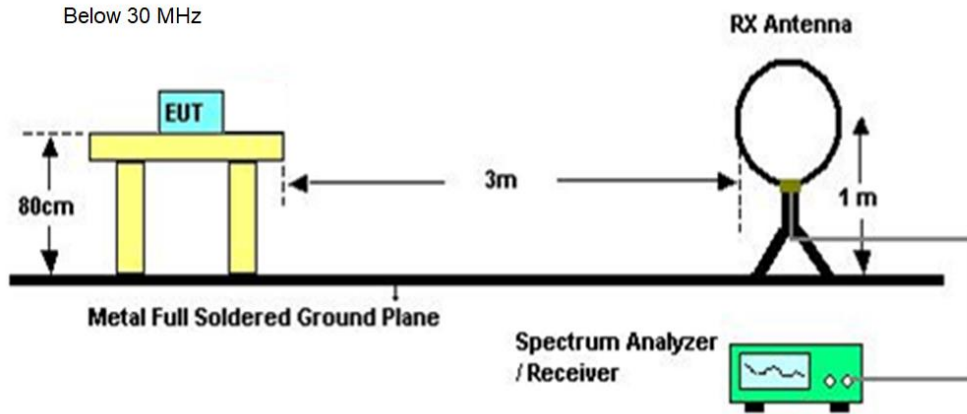
1. Measurement = Reading Level + Correct Factor.
2. If the peak values are less than the average limit of 54 dBuV/m, the average result is deemed to comply with average limit.
3. Peak: Peak detector.
4. All modes, channels and antennas have been tested, only the worst data was recorded in the report.

For Radiate Spurious emission (26 GHz ~ 40 GHz):

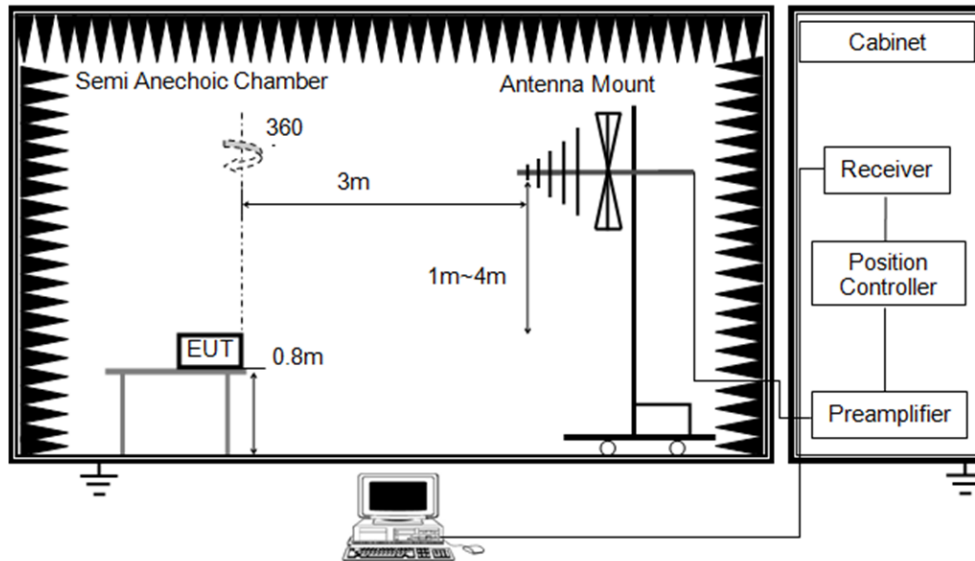
Note:

1. Measurement = Reading Level + Correct Factor.
2. If the peak values are less than the average limit of 54 dBuV/m, the average result is deemed to comply with average limit.
3. Peak: Peak detector.
4. All modes, channels and antennas have been tested, only the worst data was recorded in the report.

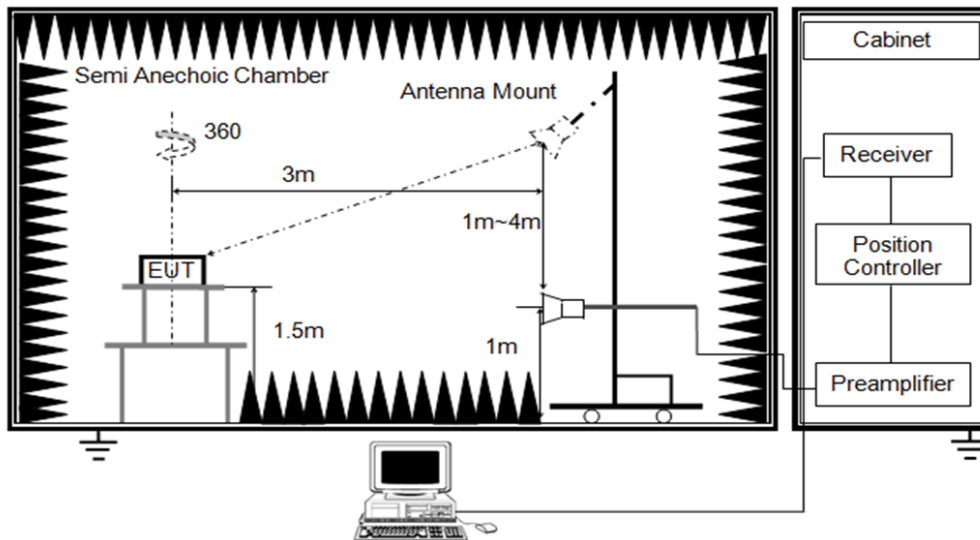
TEST SETUP



Below 1 GHz and above 30 MHz



Above 1 GHz



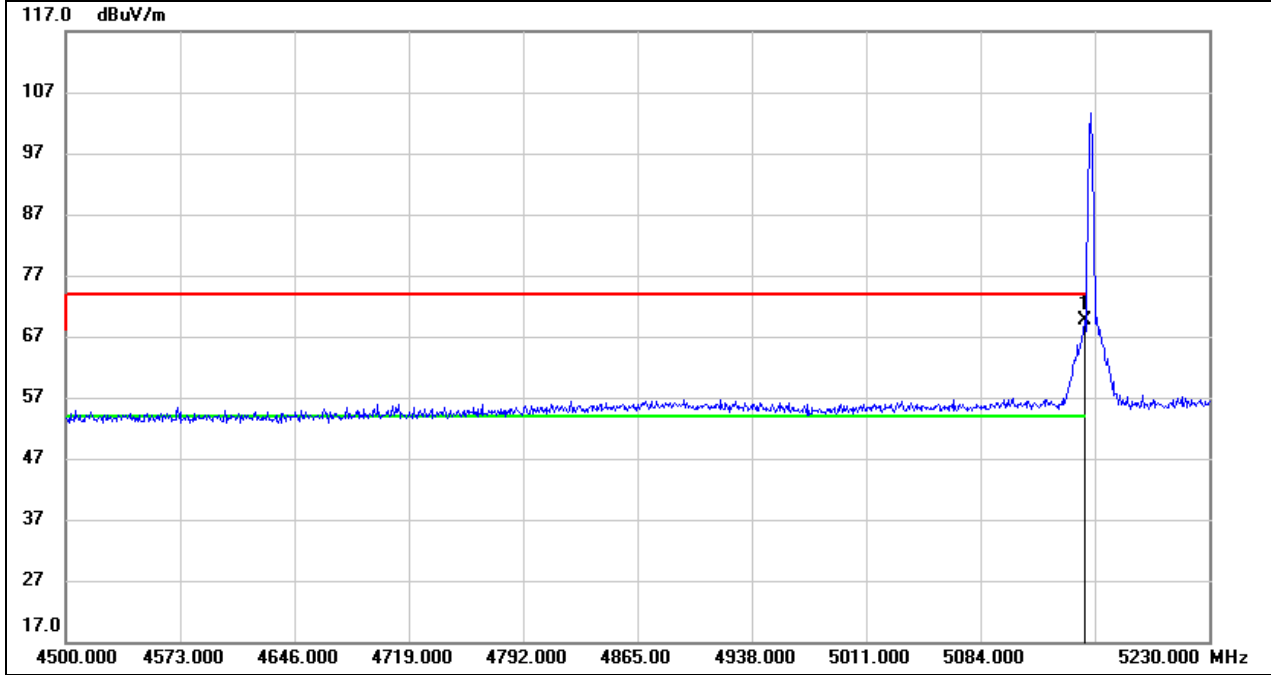
TEST ENVIRONMENT

Temperature	25.3 °C	Relative Humidity	59 %
Atmosphere Pressure	101 kPa	Test Voltage	DC 7.2 V

TEST RESULTS

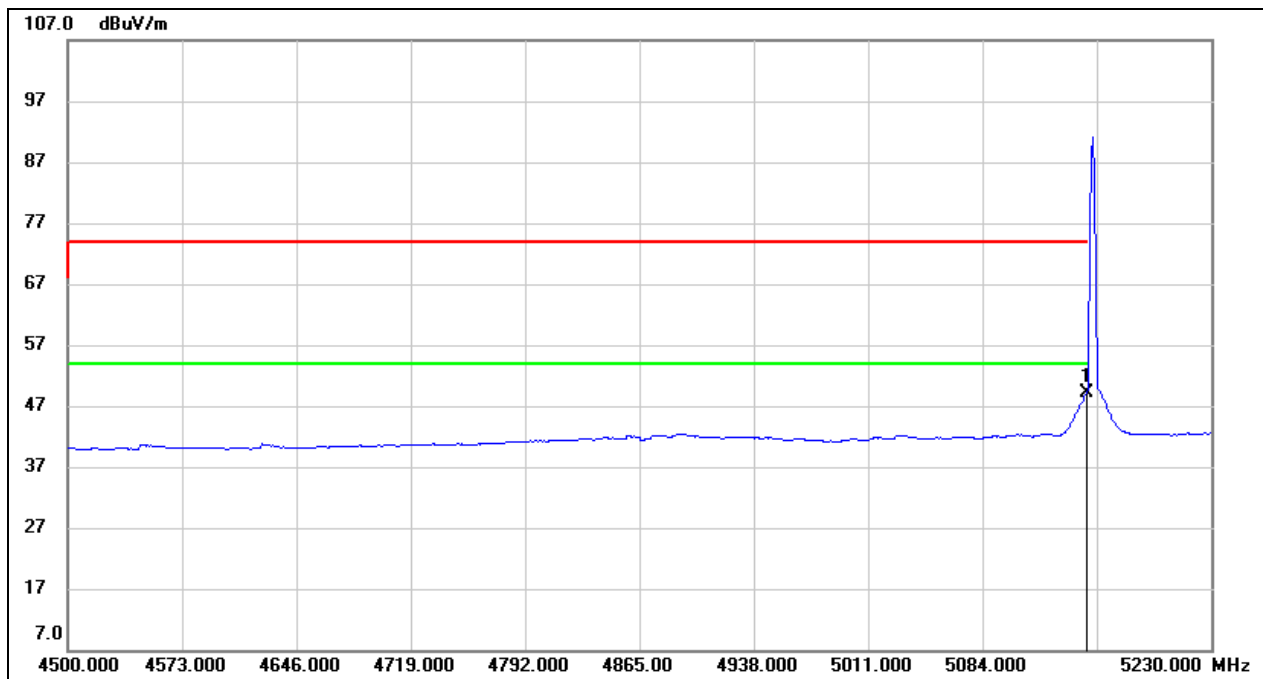
8.1. RESTRICTED BANDEDGE

Test Mode:	SRD 1.4MHz PK	Frequency(MHz):	5154
Polarity:	Horizontal	Test Voltage:	DC 7.2 V



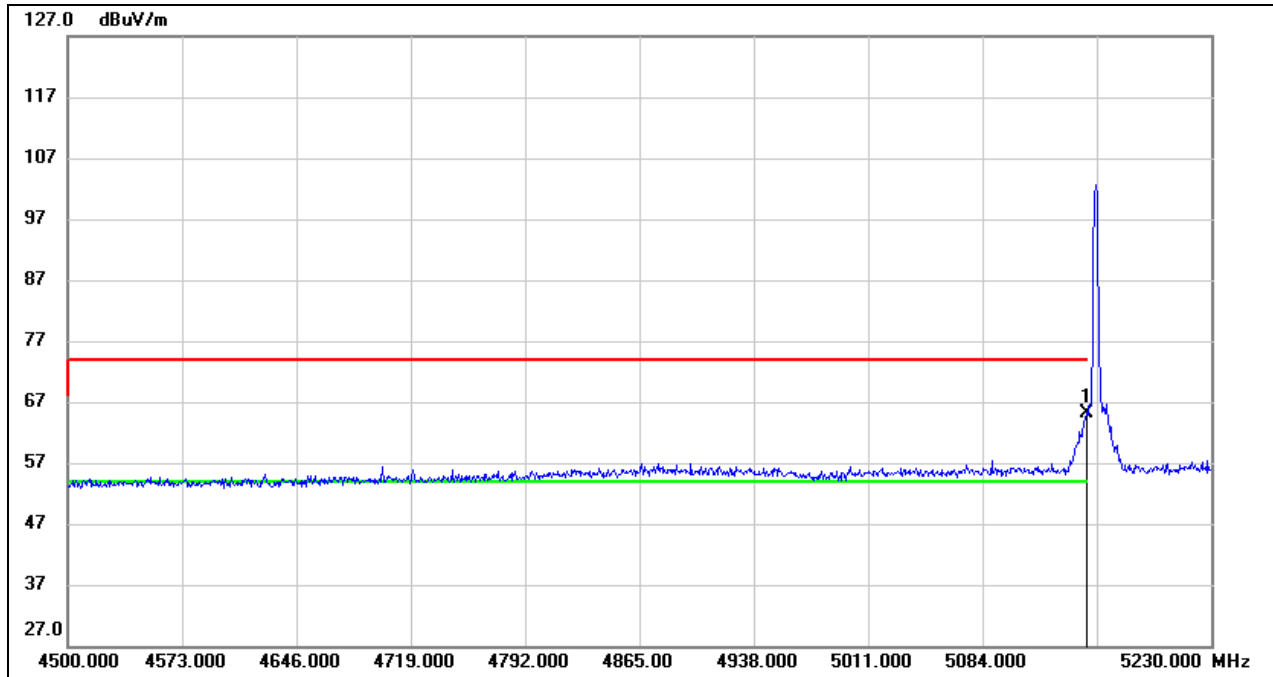
No.	Frequency (MHz)	Reading (dBuV)	Correct (dB/m)	Result (dBuV/m)	Limit (dBuV/m)	Margin (dB)	Remark
1	5150.000	29.52	40.21	69.73	74.00	-4.27	peak

Test Mode:	SRD 1.4MHz AV	Frequency(MHz):	5154
Polarity:	Horizontal	Test Voltage:	DC 7.2 V



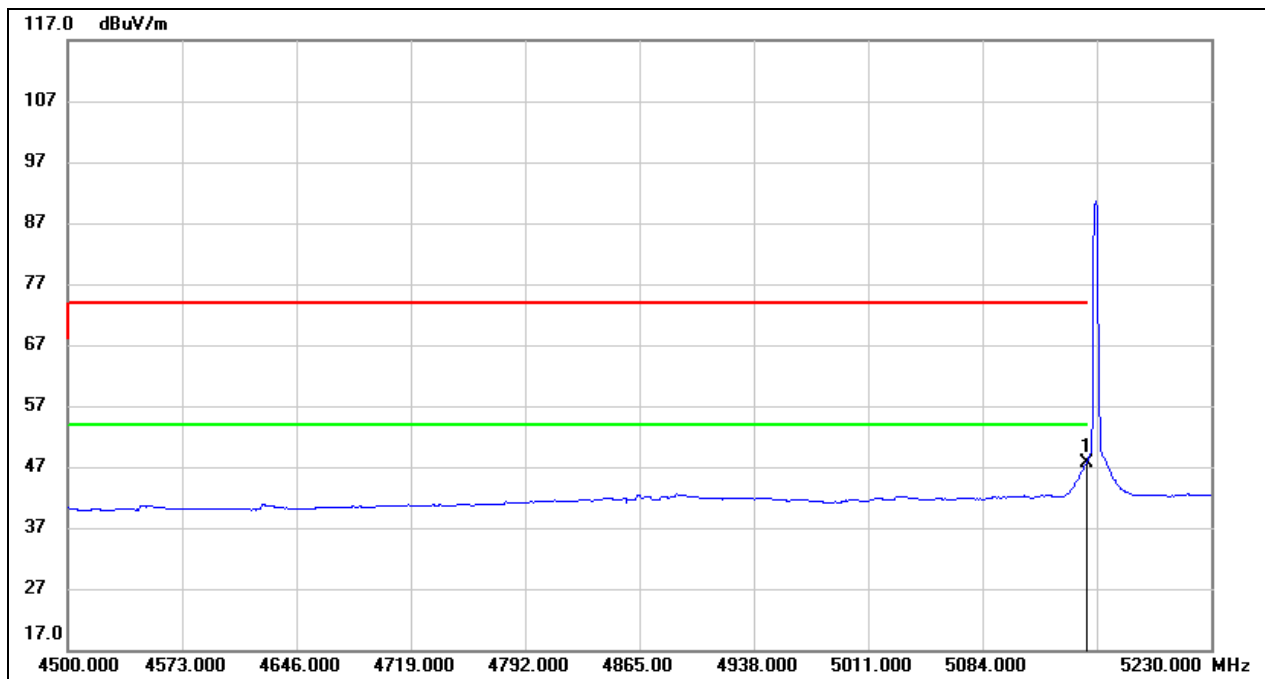
No.	Frequency (MHz)	Reading (dBuV)	Correct (dB/m)	Result (dBuV/m)	Limit (dBuV/m)	Margin (dB)	Remark
1	5150.000	9.04	40.21	49.25	54.00	-4.75	AVG

Test Mode:	SRD 1.4MHz PK	Frequency(MHz):	5156
Polarity:	Horizontal	Test Voltage:	DC 7.2 V



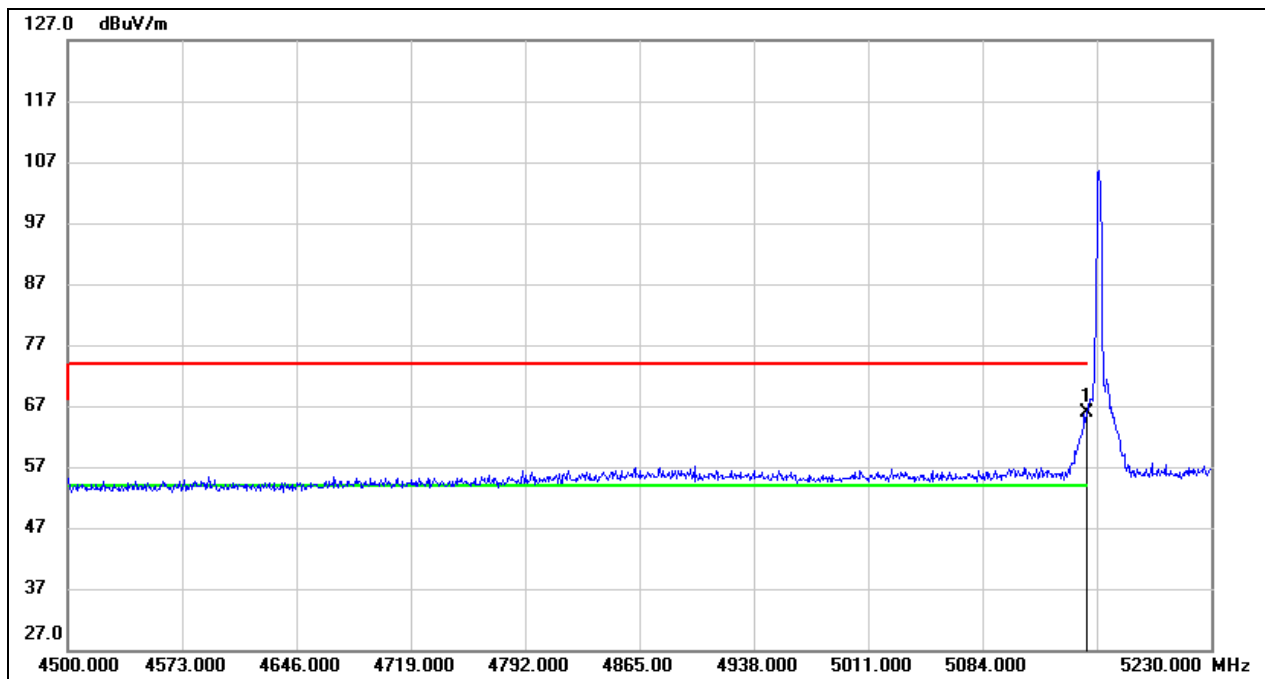
No.	Frequency (MHz)	Reading (dBuV)	Correct (dB/m)	Result (dBuV/m)	Limit (dBuV/m)	Margin (dB)	Remark
1	5150.000	25.04	40.21	65.25	74.00	-8.75	peak

Test Mode:	SRD 1.4MHz AV	Frequency(MHz):	5156
Polarity:	Horizontal	Test Voltage:	DC 7.2 V



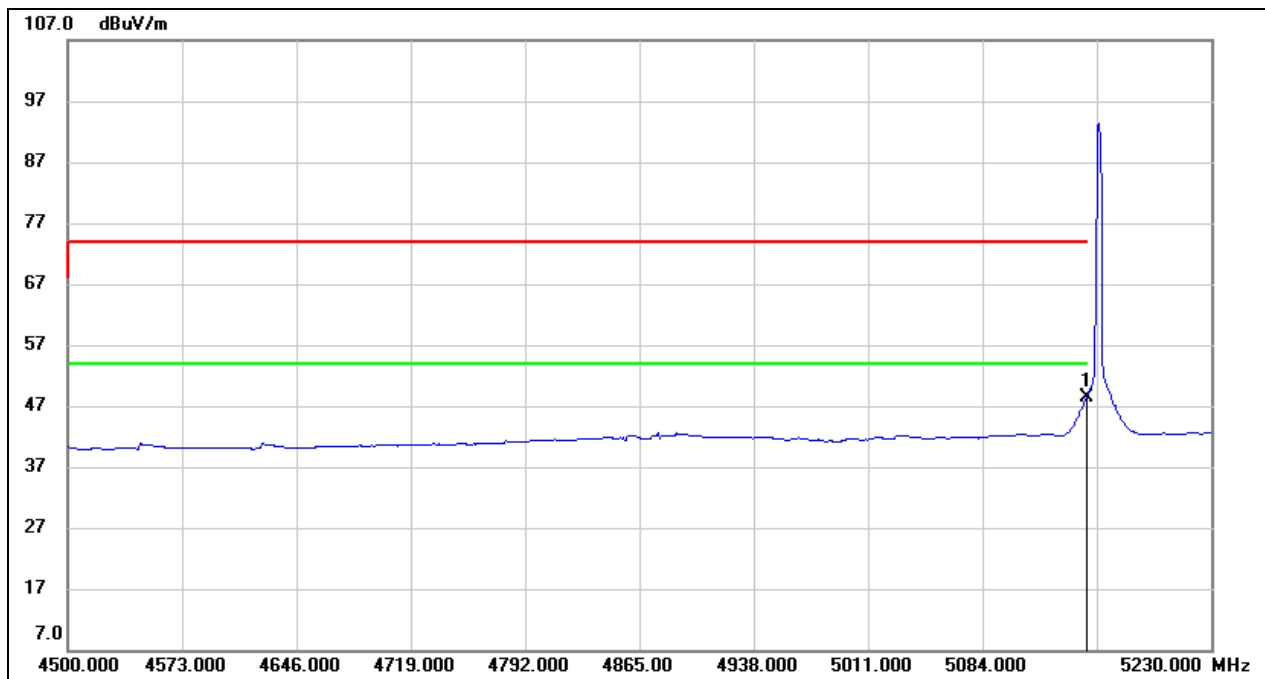
No.	Frequency (MHz)	Reading (dBuV)	Correct (dB/m)	Result (dBuV/m)	Limit (dBuV/m)	Margin (dB)	Remark
1	5150.000	7.51	40.21	47.72	54.00	-6.28	AVG

Test Mode:	SRD 1.4MHz PK	Frequency(MHz):	5158
Polarity:	Horizontal	Test Voltage:	DC 7.2 V



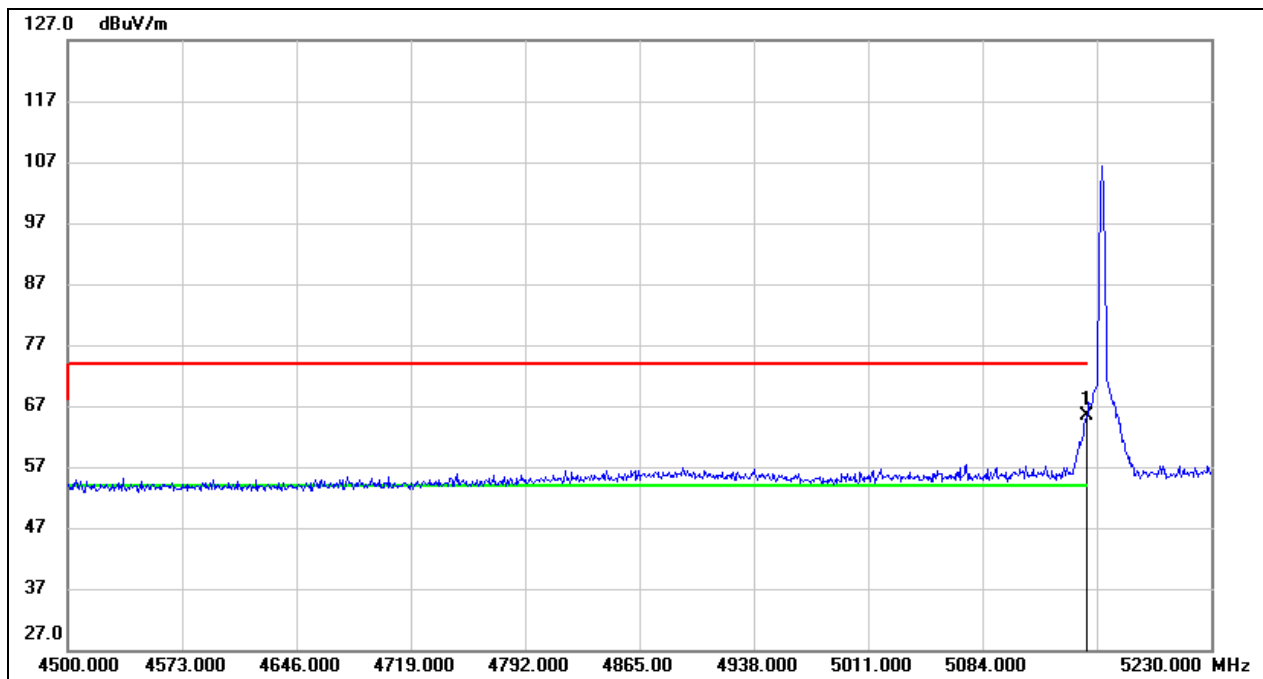
No.	Frequency (MHz)	Reading (dBuV)	Correct (dB/m)	Result (dBuV/m)	Limit (dBuV/m)	Margin (dB)	Remark
1	5150.000	25.71	40.21	65.92	74.00	-8.08	peak

Test Mode:	SRD 1.4MHz AV	Frequency(MHz):	5158
Polarity:	Horizontal	Test Voltage:	DC 7.2 V



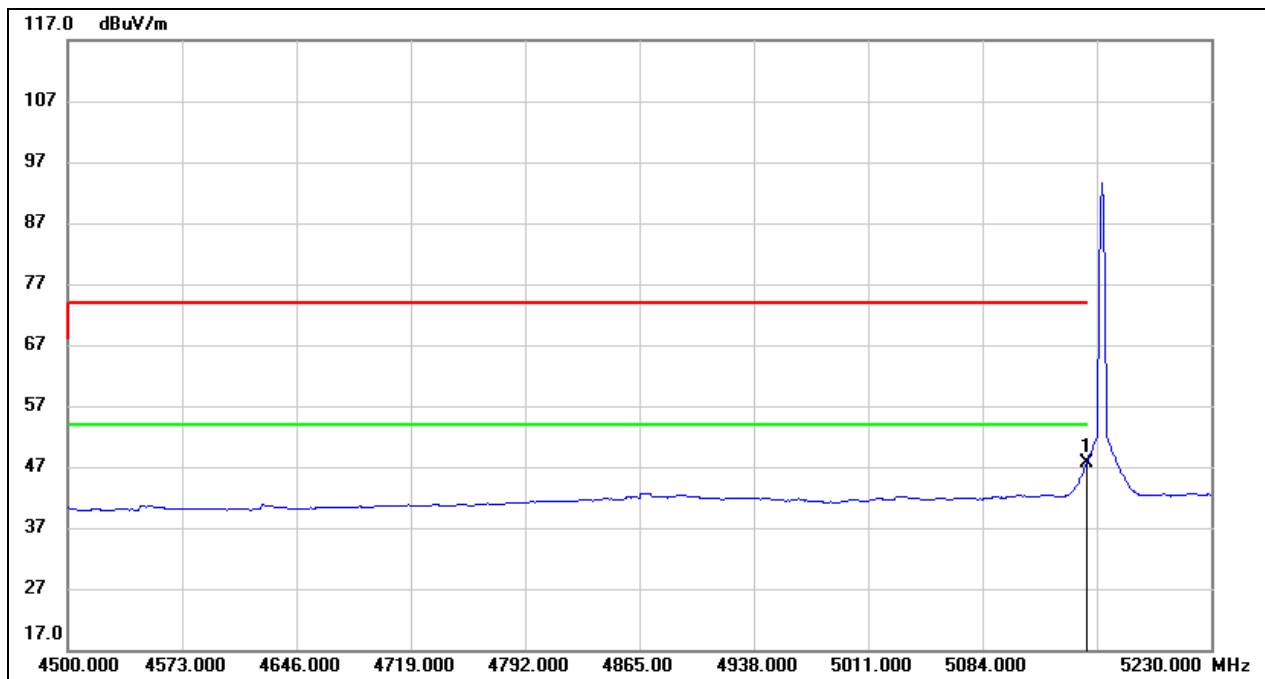
No.	Frequency (MHz)	Reading (dBuV)	Correct (dB/m)	Result (dBuV/m)	Limit (dBuV/m)	Margin (dB)	Remark
1	5150.000	8.24	40.21	48.45	54.00	-5.55	AVG

Test Mode:	SRD 1.4MHz PK	Frequency(MHz):	5160
Polarity:	Horizontal	Test Voltage:	DC 7.2 V



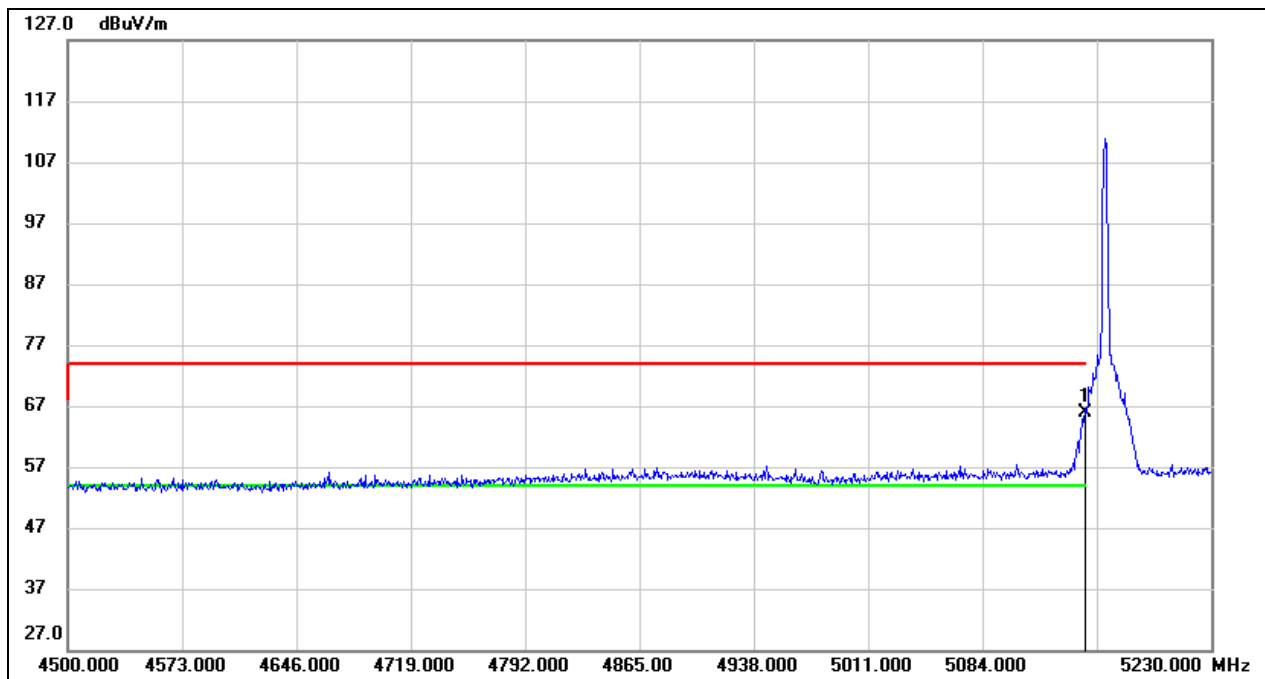
No.	Frequency (MHz)	Reading (dBuV)	Correct (dB/m)	Result (dBuV/m)	Limit (dBuV/m)	Margin (dB)	Remark
1	5150.000	25.27	40.21	65.48	74.00	-8.52	peak

Test Mode:	SRD 1.4MHz AV	Frequency(MHz):	5160
Polarity:	Horizontal	Test Voltage:	DC 7.2 V



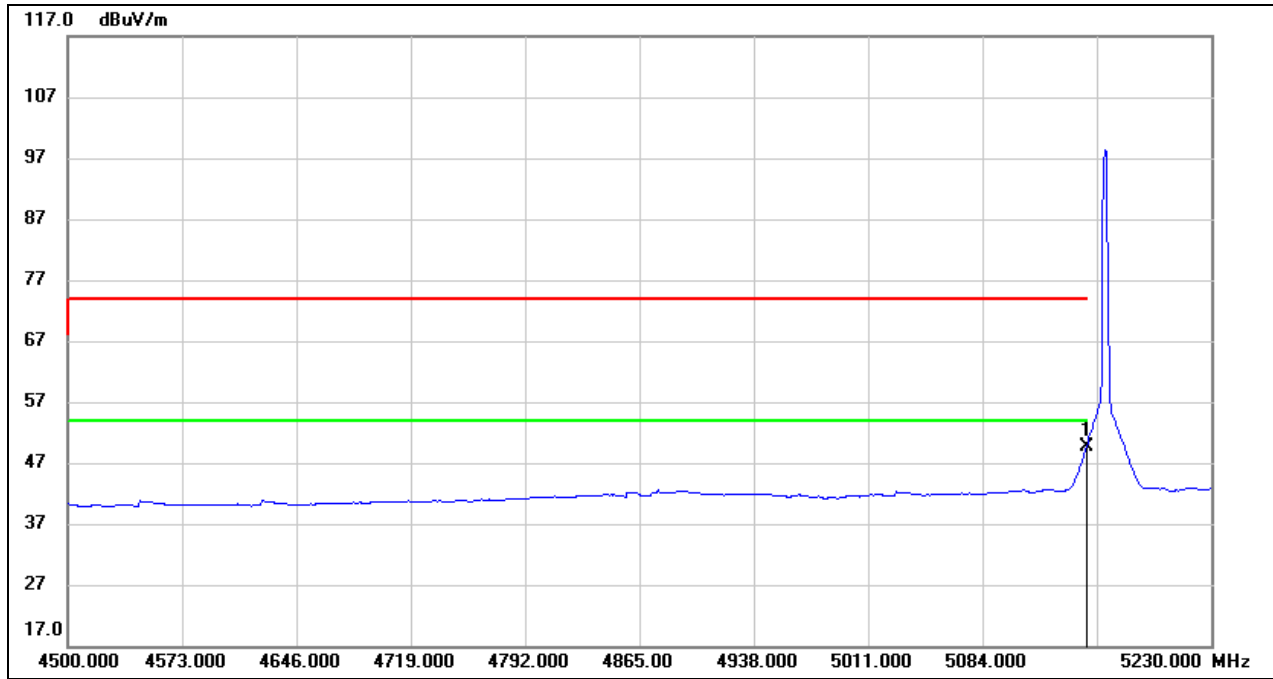
No.	Frequency (MHz)	Reading (dBuV)	Correct (dB/m)	Result (dBuV/m)	Limit (dBuV/m)	Margin (dB)	Remark
1	5150.000	7.41	40.21	47.62	54.00	-6.38	AVG

Test Mode:	SRD 1.4MHz PK	Frequency(MHz):	5162
Polarity:	Horizontal	Test Voltage:	DC 7.2 V



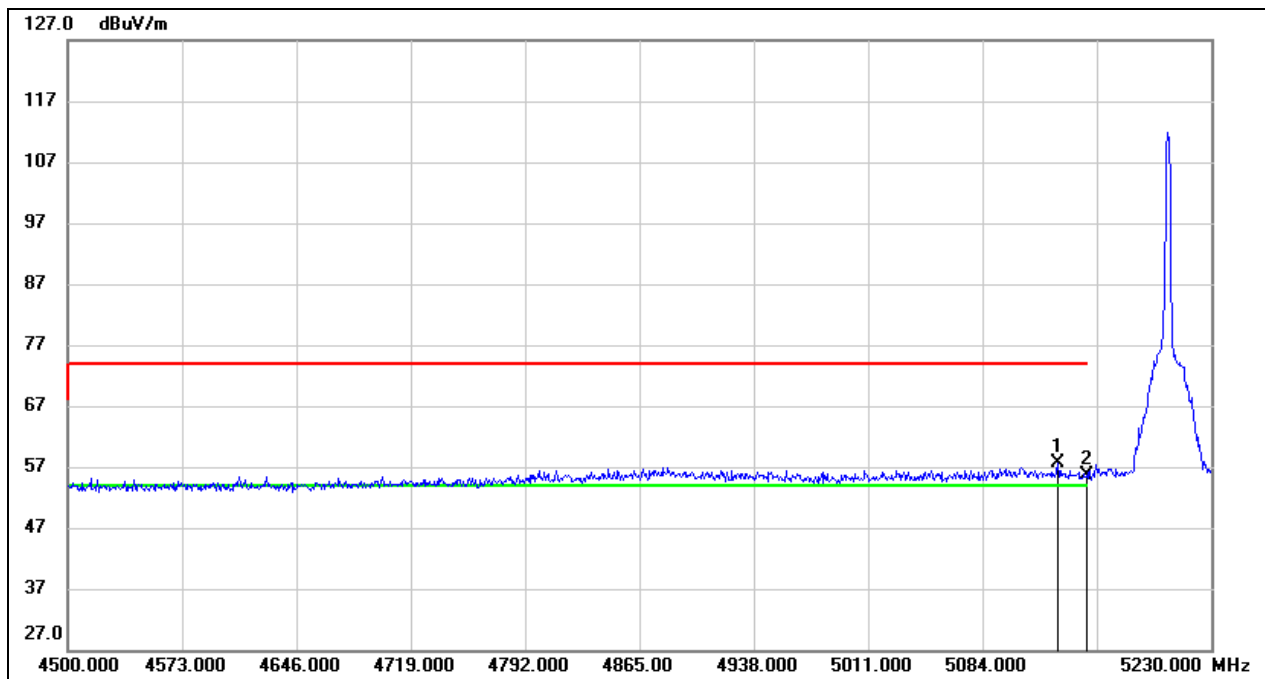
No.	Frequency (MHz)	Reading (dBuV)	Correct (dB/m)	Result (dBuV/m)	Limit (dBuV/m)	Margin (dB)	Remark
1	5150.000	25.73	40.21	65.94	74.00	-8.06	peak

Test Mode:	SRD 1.4MHz AV	Frequency(MHz):	5162
Polarity:	Horizontal	Test Voltage:	DC 7.2 V



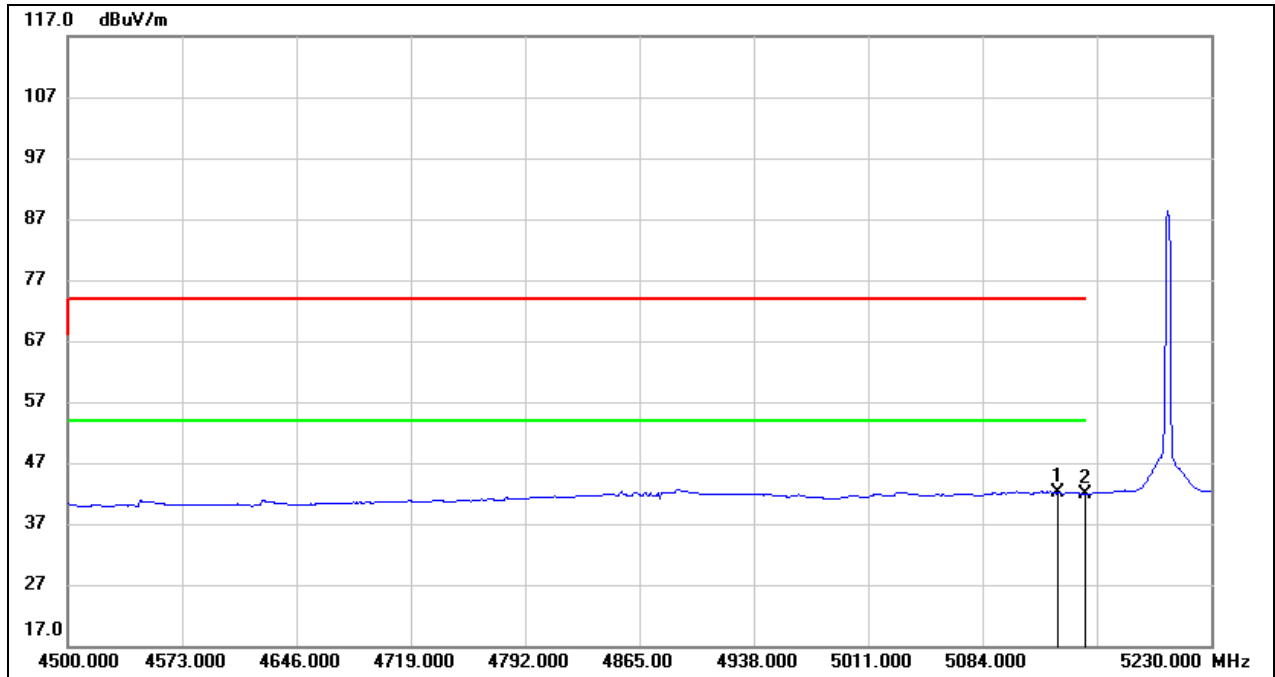
No.	Frequency (MHz)	Reading (dBuV)	Correct (dB/m)	Result (dBuV/m)	Limit (dBuV/m)	Margin (dB)	Remark
1	5150.000	9.49	40.21	49.70	54.00	-4.30	AVG

Test Mode:	SRD 1.4MHz PK	Frequency(MHz):	5202
Polarity:	Horizontal	Test Voltage:	DC 7.2 V



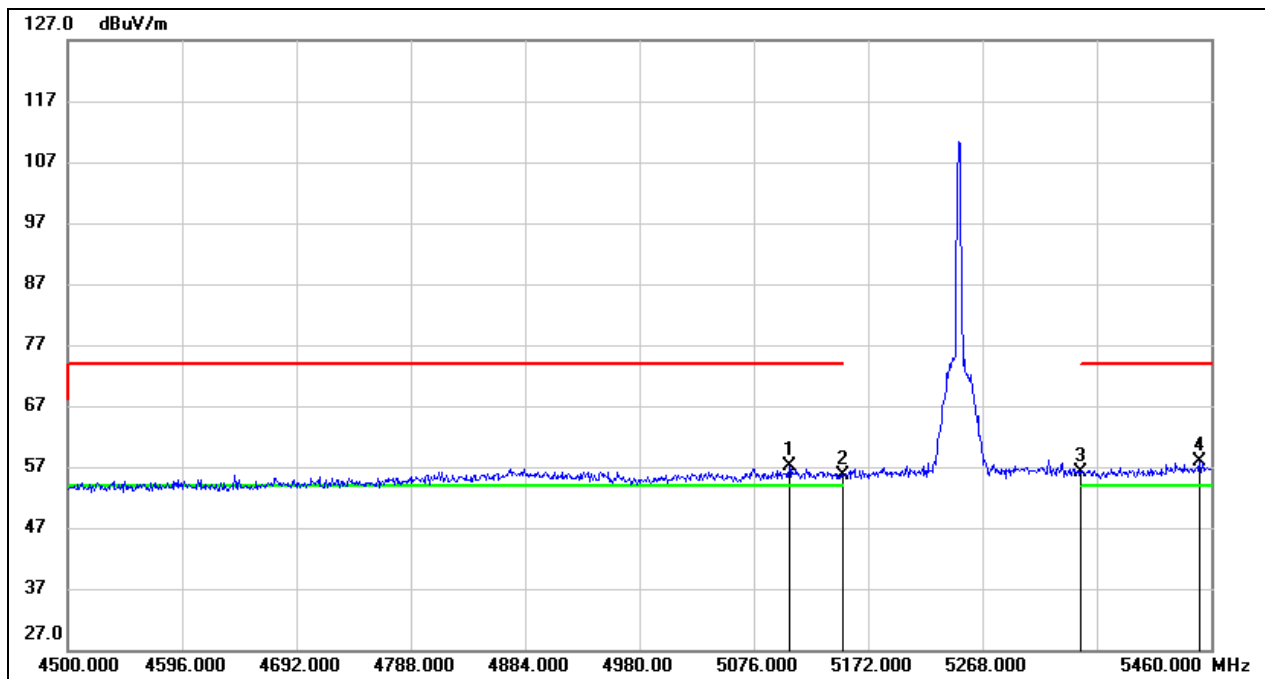
No.	Frequency (MHz)	Reading (dBuV)	Correct (dB/m)	Result (dBuV/m)	Limit (dBuV/m)	Margin (dB)	Remark
1	5132.180	17.47	40.15	57.62	74.00	-16.38	peak
2	5150.000	15.37	40.21	55.58	74.00	-18.42	peak

Test Mode:	SRD 1.4MHz AV	Frequency(MHz):	5202
Polarity:	Horizontal	Test Voltage:	DC 7.2 V



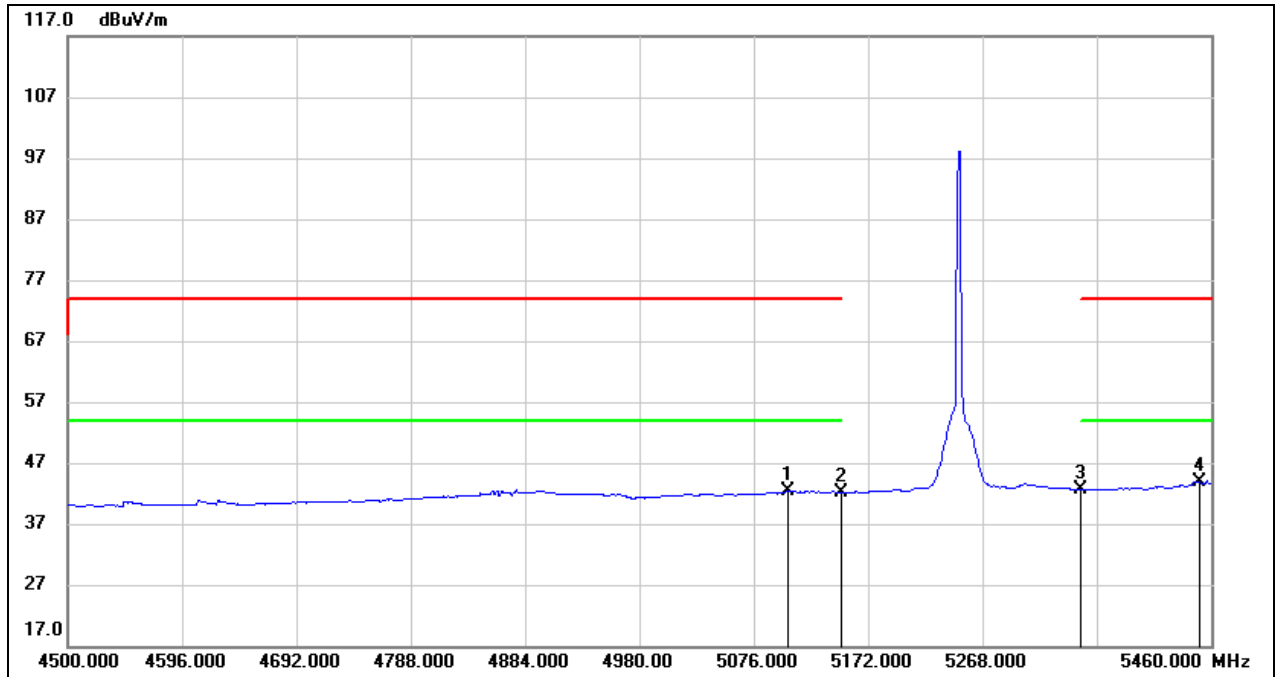
No.	Frequency (MHz)	Reading (dBuV)	Correct (dB/m)	Result (dBuV/m)	Limit (dBuV/m)	Margin (dB)	Remark
1	5132.180	1.86	40.15	42.01	54.00	-11.99	AVG
2	5150.000	1.68	40.21	41.89	54.00	-12.11	AVG

Test Mode:	SRD 1.4MHz PK	Frequency(MHz):	5248
Polarity:	Horizontal	Test Voltage:	DC 7.2 V



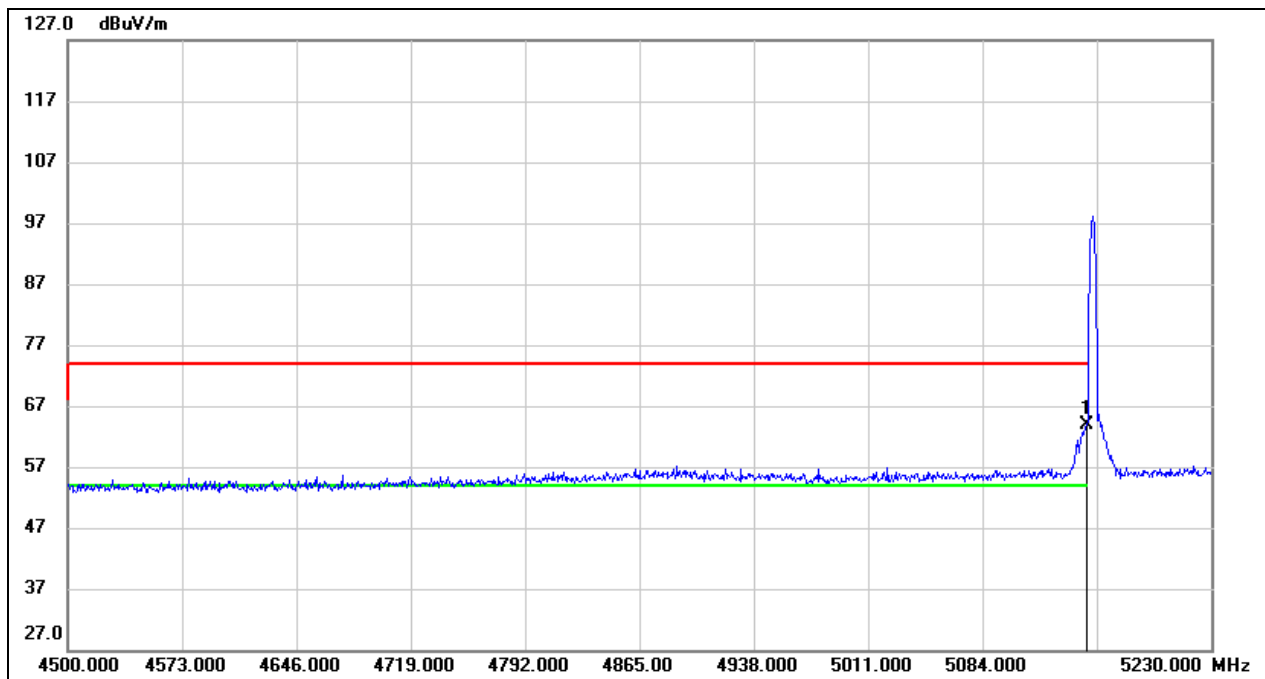
No.	Frequency (MHz)	Reading (dBuV)	Correct (dB/m)	Result (dBuV/m)	Limit (dBuV/m)	Margin (dB)	Remark
1	5105.760	16.95	40.06	57.01	74.00	-16.99	peak
2	5150.000	15.35	40.21	55.56	74.00	-18.44	peak
3	5350.000	15.70	40.46	56.16	74.00	-17.84	peak
4	5450.400	17.17	40.74	57.91	74.00	-16.09	peak

Test Mode:	SRD 1.4MHz AV	Frequency(MHz):	5248
Polarity:	Horizontal	Test Voltage:	DC 7.2 V



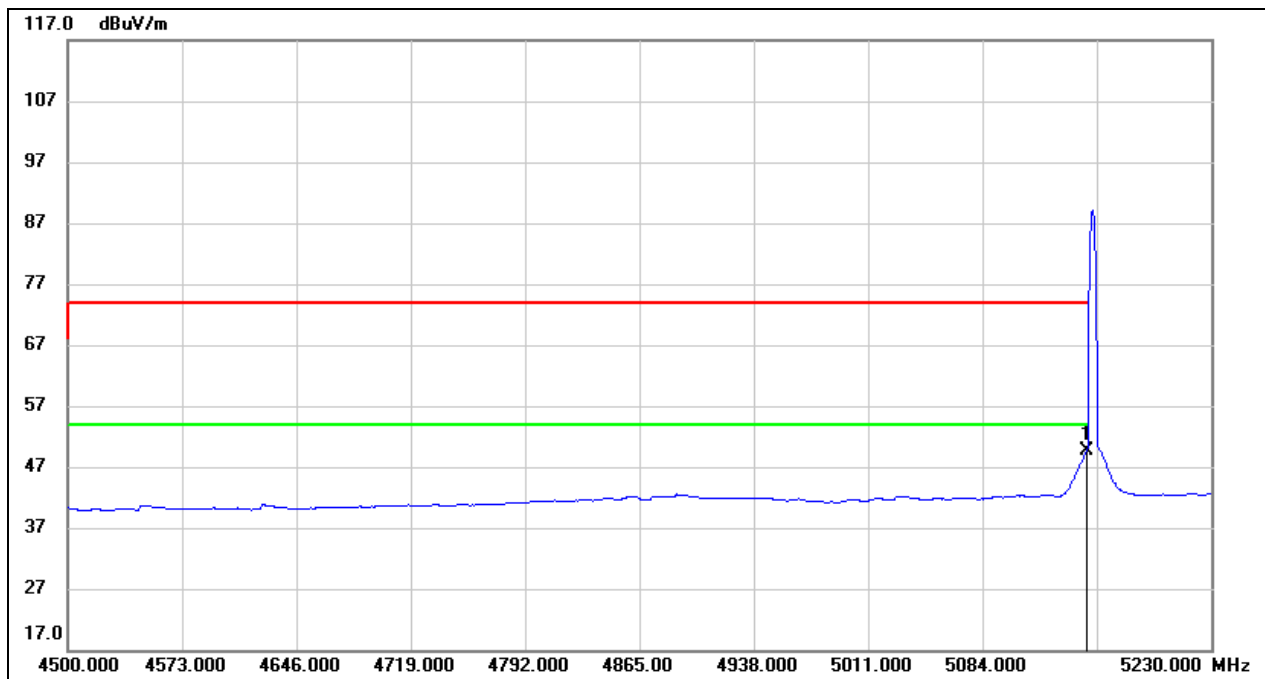
No.	Frequency (MHz)	Reading (dBuV)	Correct (dB/m)	Result (dBuV/m)	Limit (dBuV/m)	Margin (dB)	Remark
1	5105.760	2.25	40.06	42.31	54.00	-11.69	AVG
2	5150.000	1.84	40.21	42.05	54.00	-11.95	AVG
3	5350.000	2.22	40.46	42.68	54.00	-11.32	AVG
4	5450.400	3.03	40.74	43.77	54.00	-10.23	AVG

Test Mode:	SRD 3MHz PK	Frequency(MHz):	5154
Polarity:	Horizontal	Test Voltage:	DC 7.2 V



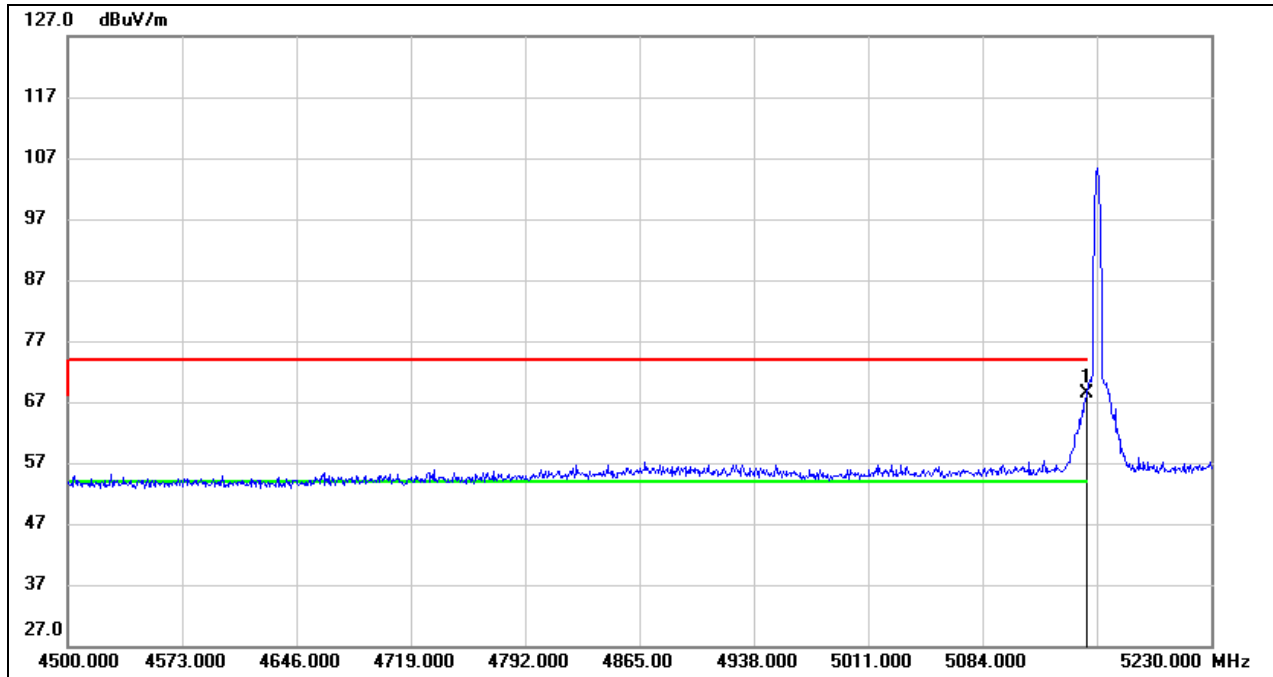
No.	Frequency (MHz)	Reading (dBuV)	Correct (dB/m)	Result (dBuV/m)	Limit (dBuV/m)	Margin (dB)	Remark
1	5150.000	23.56	40.21	63.77	74.00	-10.23	peak

Test Mode:	SRD 3MHz AV	Frequency(MHz):	5154
Polarity:	Horizontal	Test Voltage:	DC 7.2 V



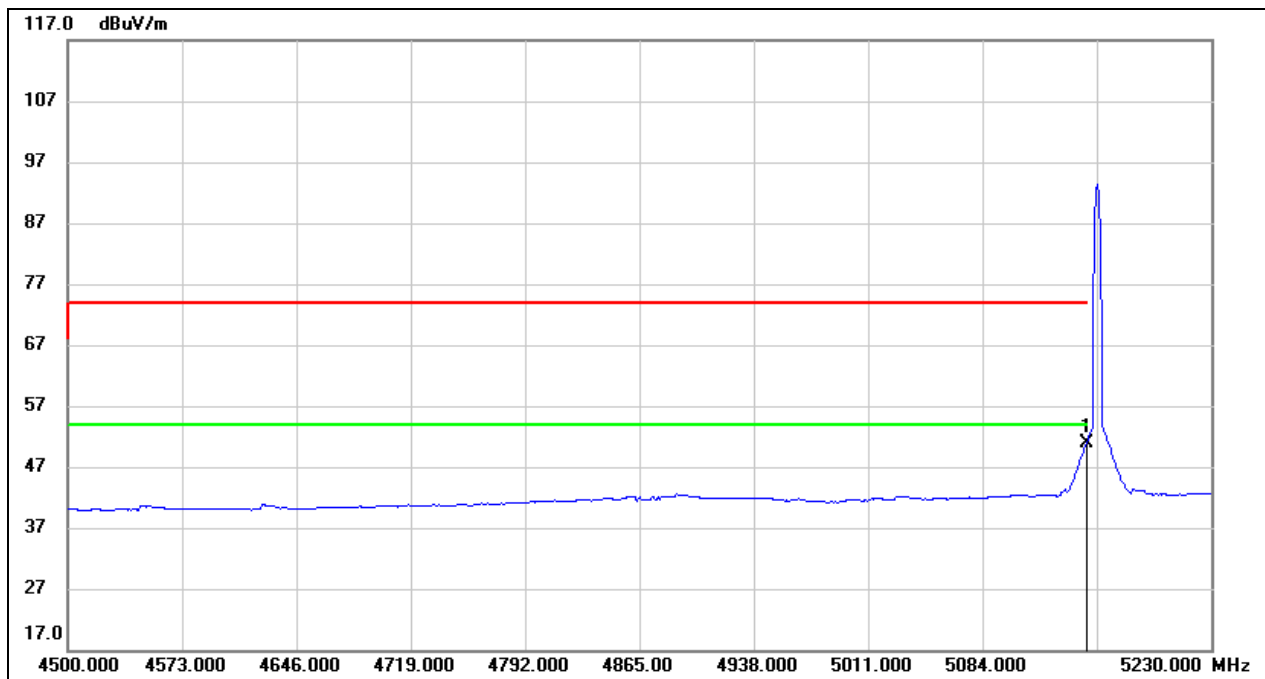
No.	Frequency (MHz)	Reading (dBuV)	Correct (dB/m)	Result (dBuV/m)	Limit (dBuV/m)	Margin (dB)	Remark
1	5150.000	9.40	40.21	49.61	54.00	-4.39	AVG

Test Mode:	SRD 3MHz PK	Frequency(MHz):	5157
Polarity:	Horizontal	Test Voltage:	DC 7.2 V



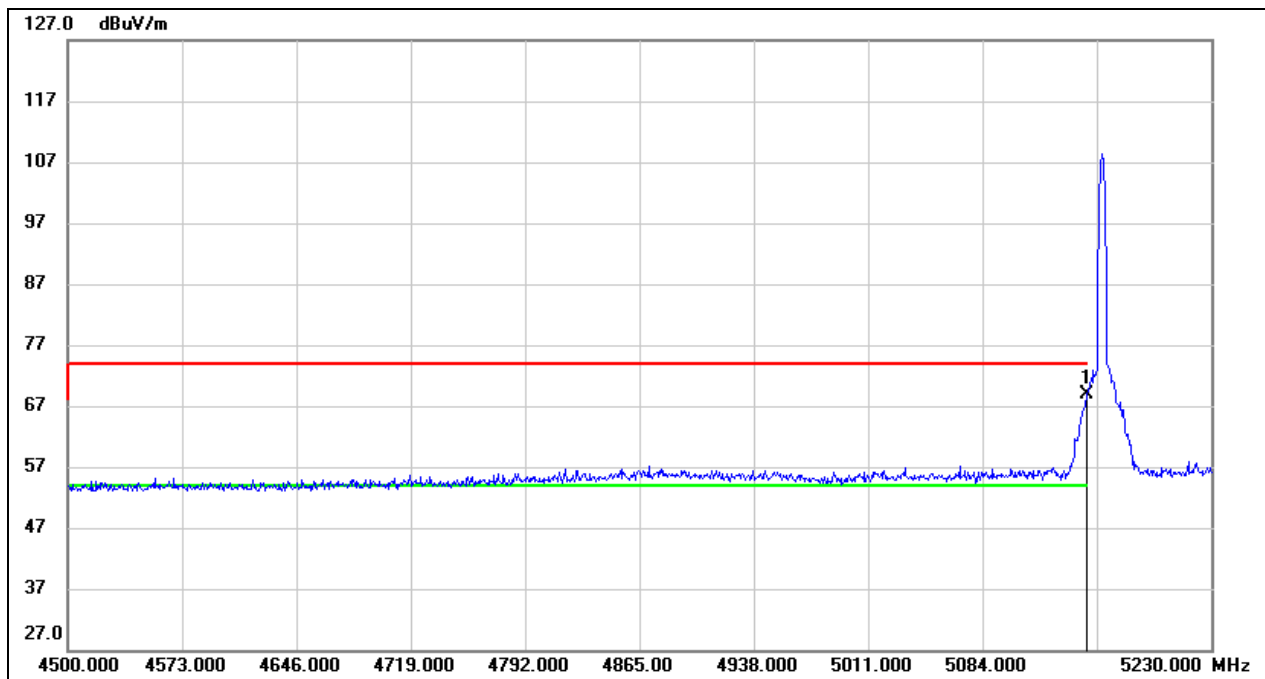
No.	Frequency (MHz)	Reading (dBuV)	Correct (dB/m)	Result (dBuV/m)	Limit (dBuV/m)	Margin (dB)	Remark
1	5150.000	28.07	40.21	68.28	74.00	-5.72	peak

Test Mode:	SRD 3MHz AV	Frequency(MHz):	5157
Polarity:	Horizontal	Test Voltage:	DC 7.2 V



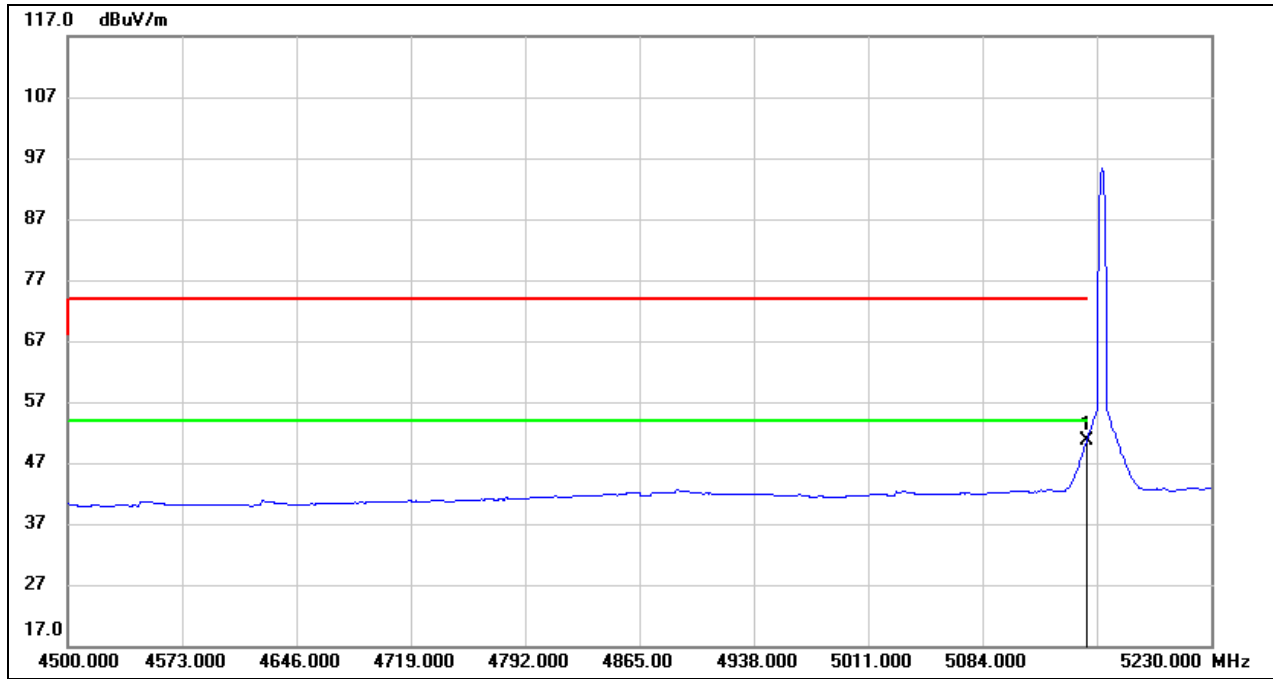
No.	Frequency (MHz)	Reading (dBuV)	Correct (dB/m)	Result (dBuV/m)	Limit (dBuV/m)	Margin (dB)	Remark
1	5150.000	10.72	40.21	50.93	54.00	-3.07	AVG

Test Mode:	SRD 3MHz PK	Frequency(MHz):	5160
Polarity:	Horizontal	Test Voltage:	DC 7.2 V



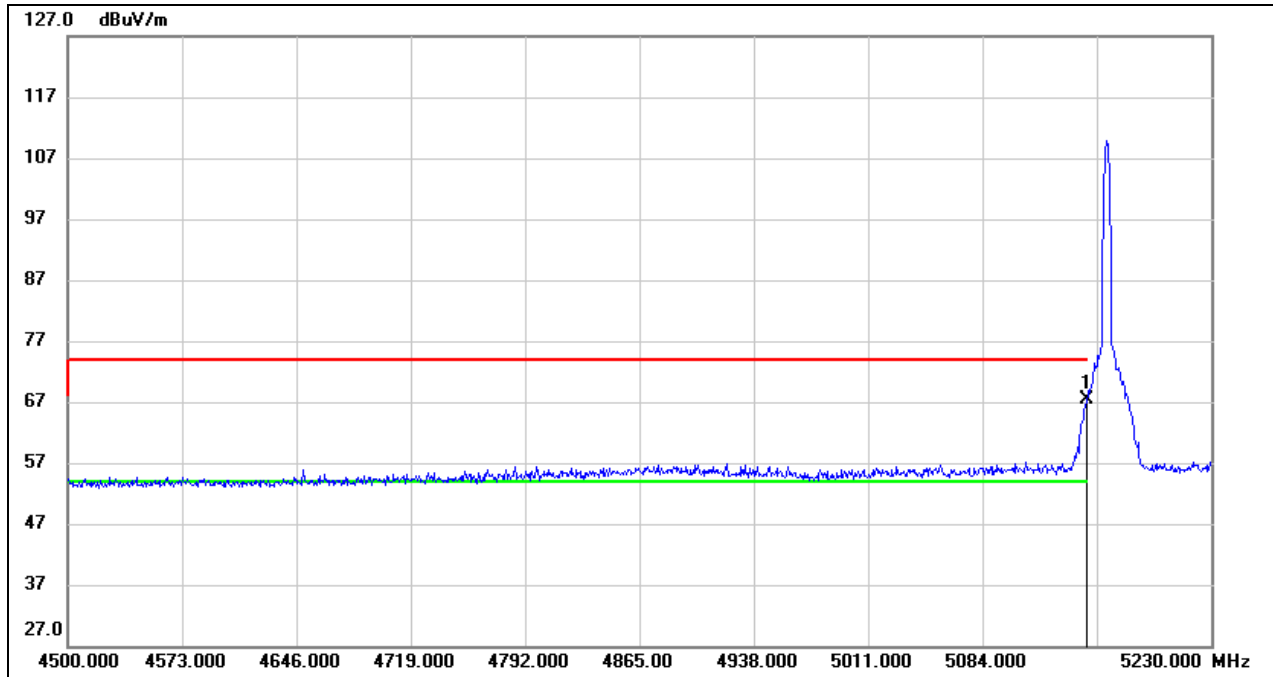
No.	Frequency (MHz)	Reading (dBuV)	Correct (dB/m)	Result (dBuV/m)	Limit (dBuV/m)	Margin (dB)	Remark
1	5150.000	28.66	40.21	68.87	74.00	-5.13	peak

Test Mode:	SRD 3MHz AV	Frequency(MHz):	5160
Polarity:	Horizontal	Test Voltage:	DC 7.2 V



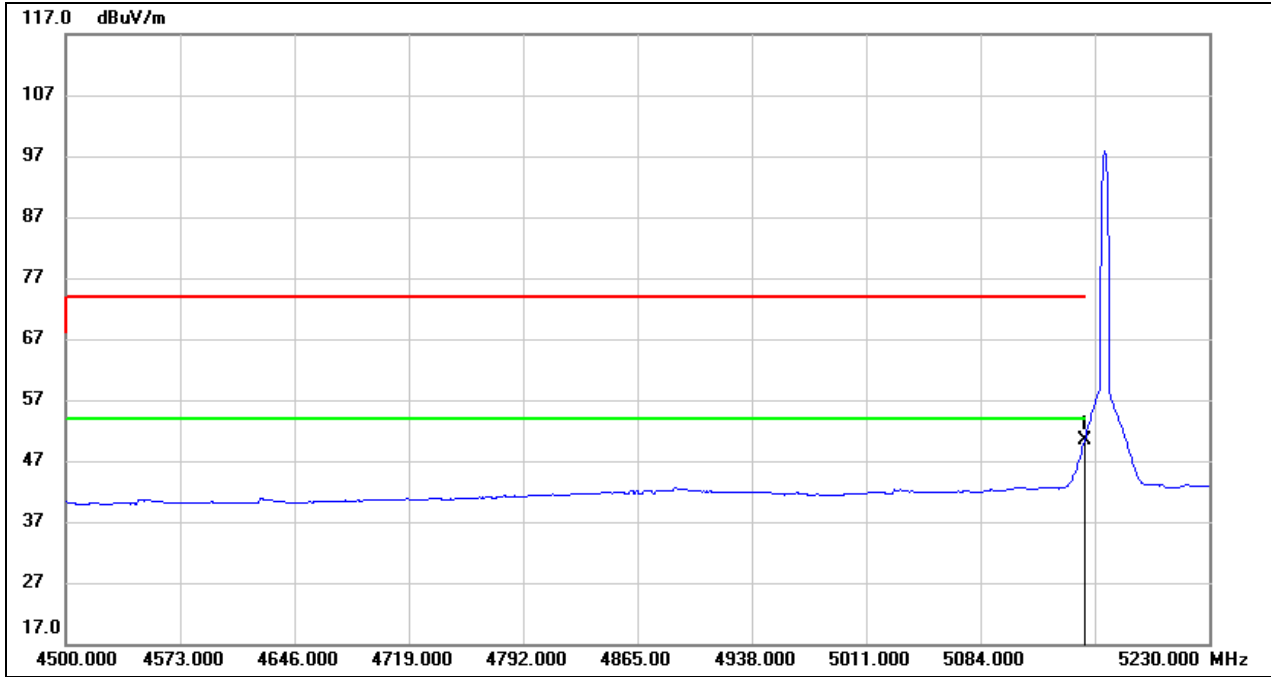
No.	Frequency (MHz)	Reading (dBuV)	Correct (dB/m)	Result (dBuV/m)	Limit (dBuV/m)	Margin (dB)	Remark
1	5150.000	10.38	40.21	50.59	54.00	-3.41	AVG

Test Mode:	SRD 3MHz PK	Frequency(MHz):	5163
Polarity:	Horizontal	Test Voltage:	DC 7.2 V



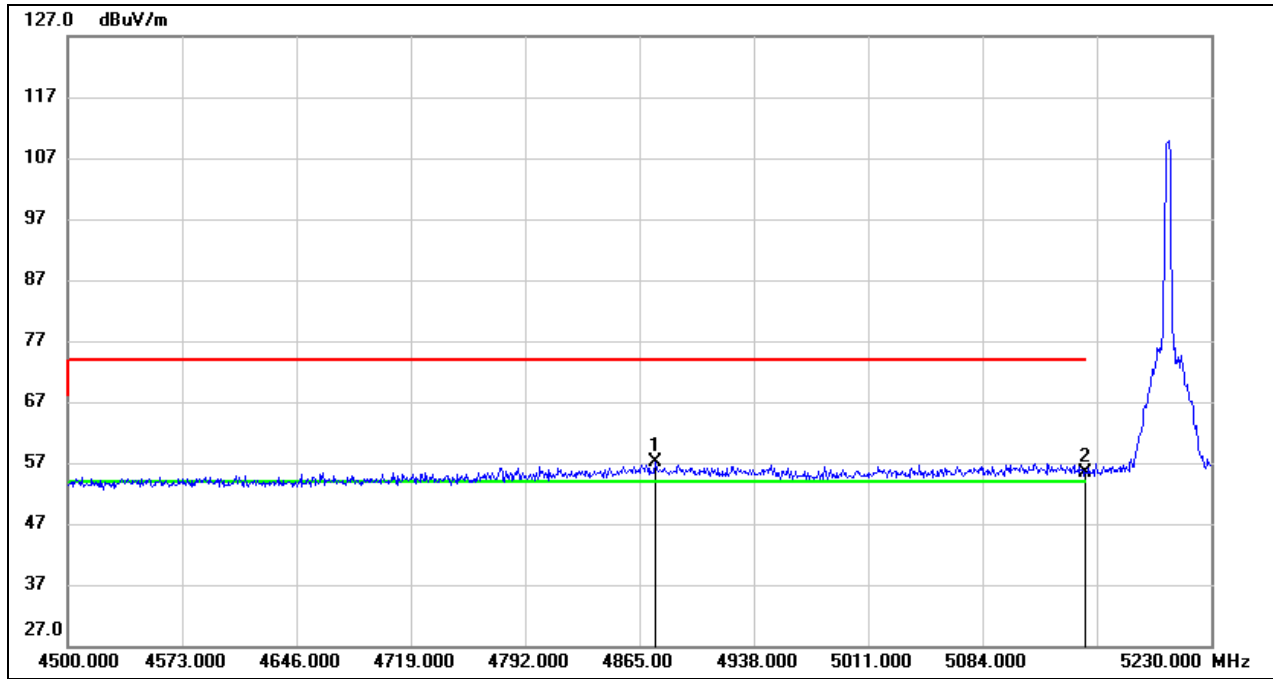
No.	Frequency (MHz)	Reading (dBuV)	Correct (dB/m)	Result (dBuV/m)	Limit (dBuV/m)	Margin (dB)	Remark
1	5150.000	27.05	40.21	67.26	74.00	-6.74	peak

Test Mode:	SRD 3MHz AV	Frequency(MHz):	5163
Polarity:	Horizontal	Test Voltage:	DC 7.2 V



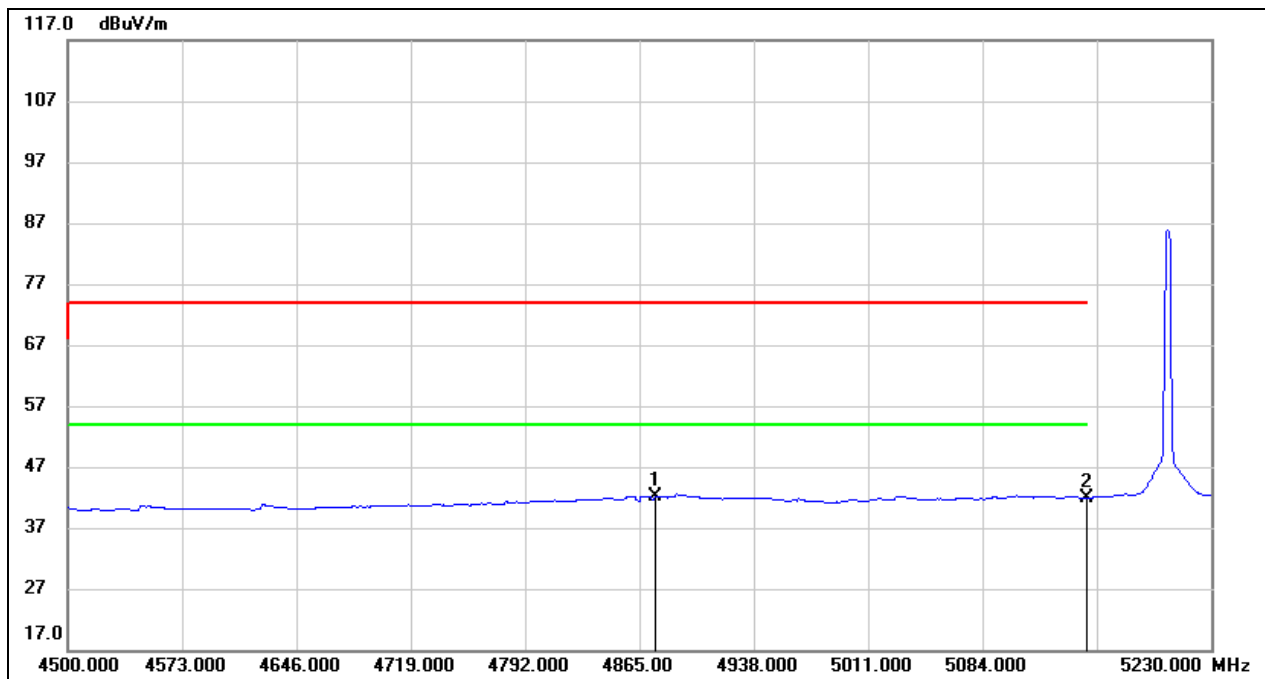
No.	Frequency (MHz)	Reading (dBuV)	Correct (dB/m)	Result (dBuV/m)	Limit (dBuV/m)	Margin (dB)	Remark
1	5150.000	10.20	40.21	50.41	54.00	-3.59	AVG

Test Mode:	SRD 3MHz PK	Frequency(MHz):	5202
Polarity:	Horizontal	Test Voltage:	DC 7.2 V



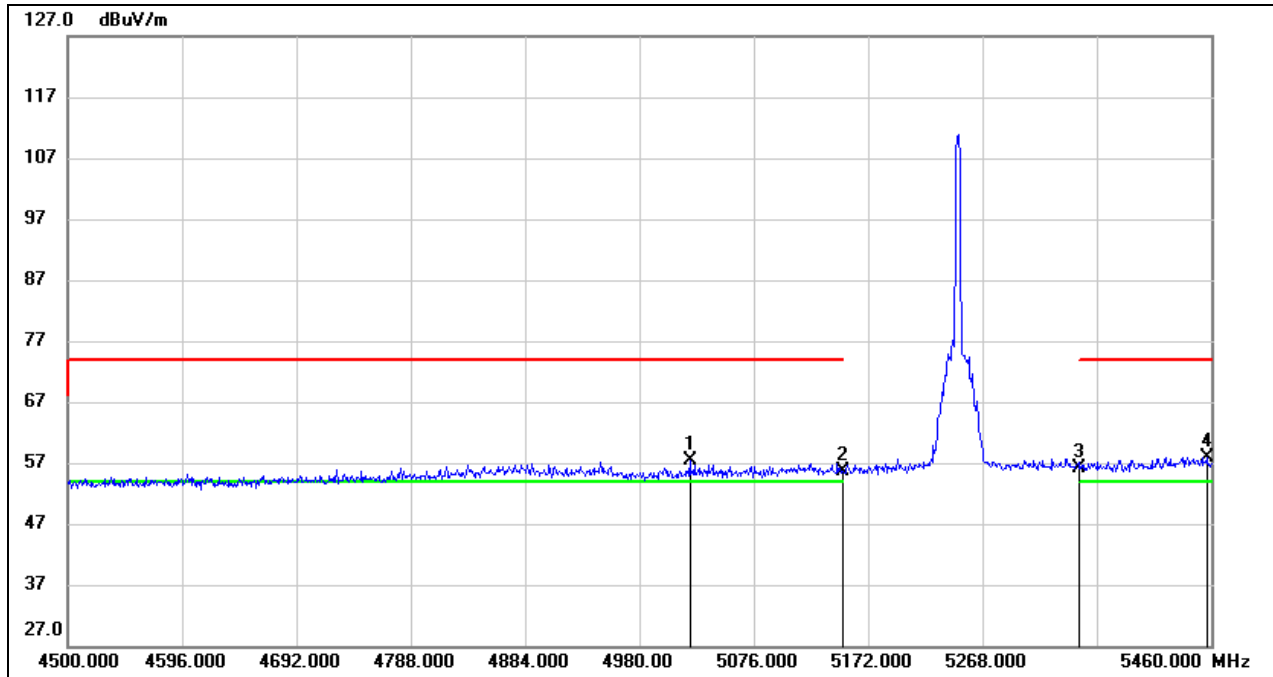
No.	Frequency (MHz)	Reading (dBuV)	Correct (dB/m)	Result (dBuV/m)	Limit (dBuV/m)	Margin (dB)	Remark
1	4875.220	17.78	39.39	57.17	74.00	-16.83	peak
2	5150.000	15.12	40.21	55.33	74.00	-18.67	peak

Test Mode:	SRD 3MHz AV	Frequency(MHz):	5202
Polarity:	Horizontal	Test Voltage:	DC 7.2 V



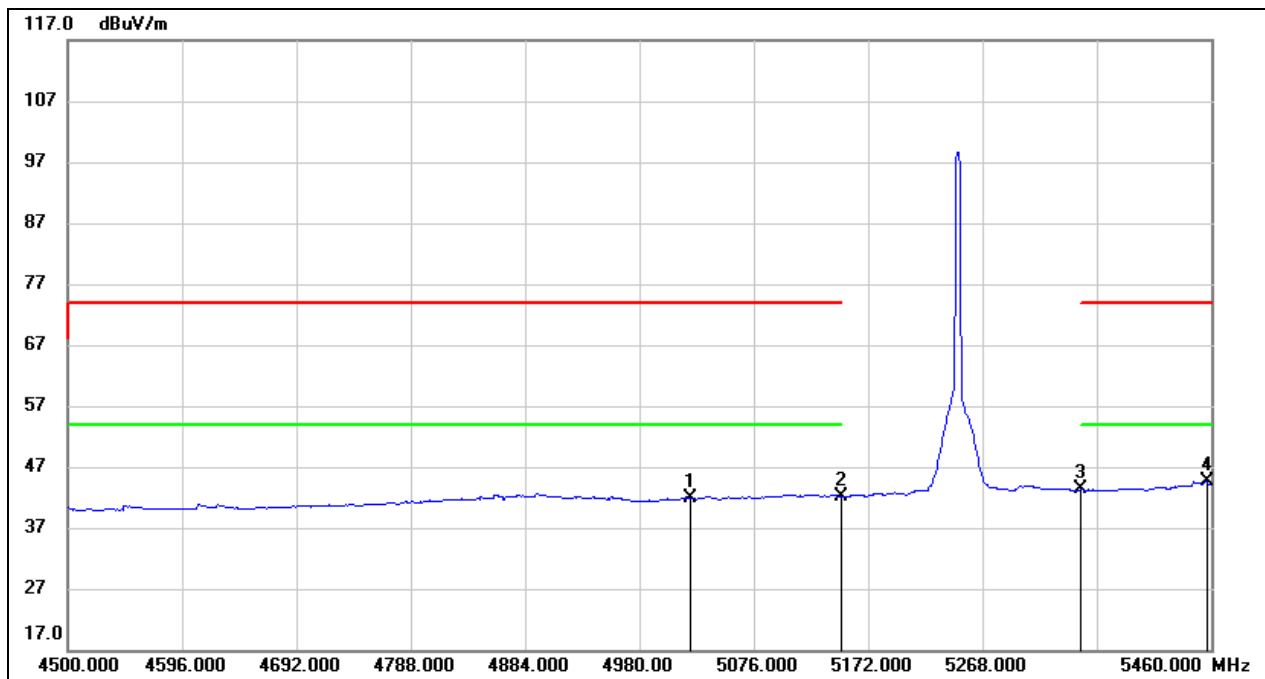
No.	Frequency (MHz)	Reading (dBuV)	Correct (dB/m)	Result (dBuV/m)	Limit (dBuV/m)	Margin (dB)	Remark
1	4875.220	2.76	39.39	42.15	54.00	-11.85	AVG
2	5150.000	1.66	40.21	41.87	54.00	-12.13	AVG

Test Mode:	SRD 3MHz PK	Frequency(MHz):	5247
Polarity:	Horizontal	Test Voltage:	DC 7.2 V



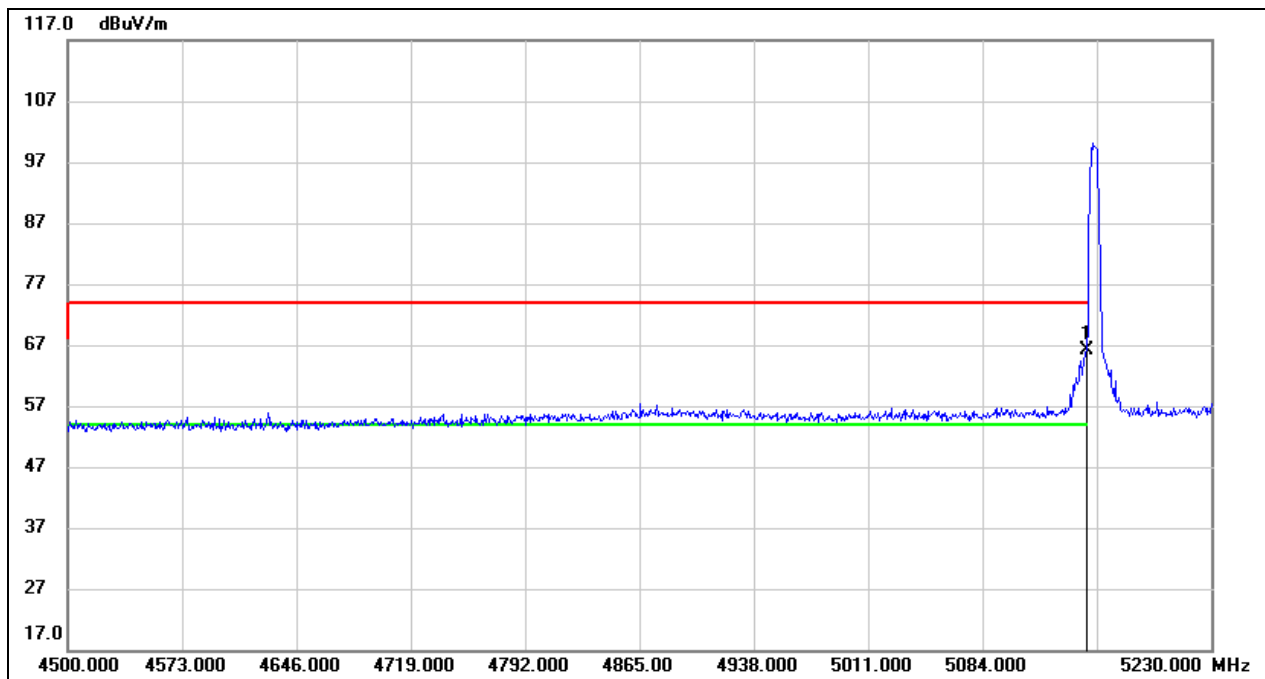
No.	Frequency (MHz)	Reading (dBuV)	Correct (dB/m)	Result (dBuV/m)	Limit (dBuV/m)	Margin (dB)	Remark
1	5022.240	17.57	39.77	57.34	74.00	-16.66	peak
2	5150.000	15.40	40.21	55.61	74.00	-18.39	peak
3	5350.000	15.64	40.46	56.10	74.00	-17.90	peak
4	5456.160	17.11	40.77	57.88	74.00	-16.12	peak

Test Mode:	SRD 3MHz AV	Frequency(MHz):	5247
Polarity:	Horizontal	Test Voltage:	DC 7.2 V



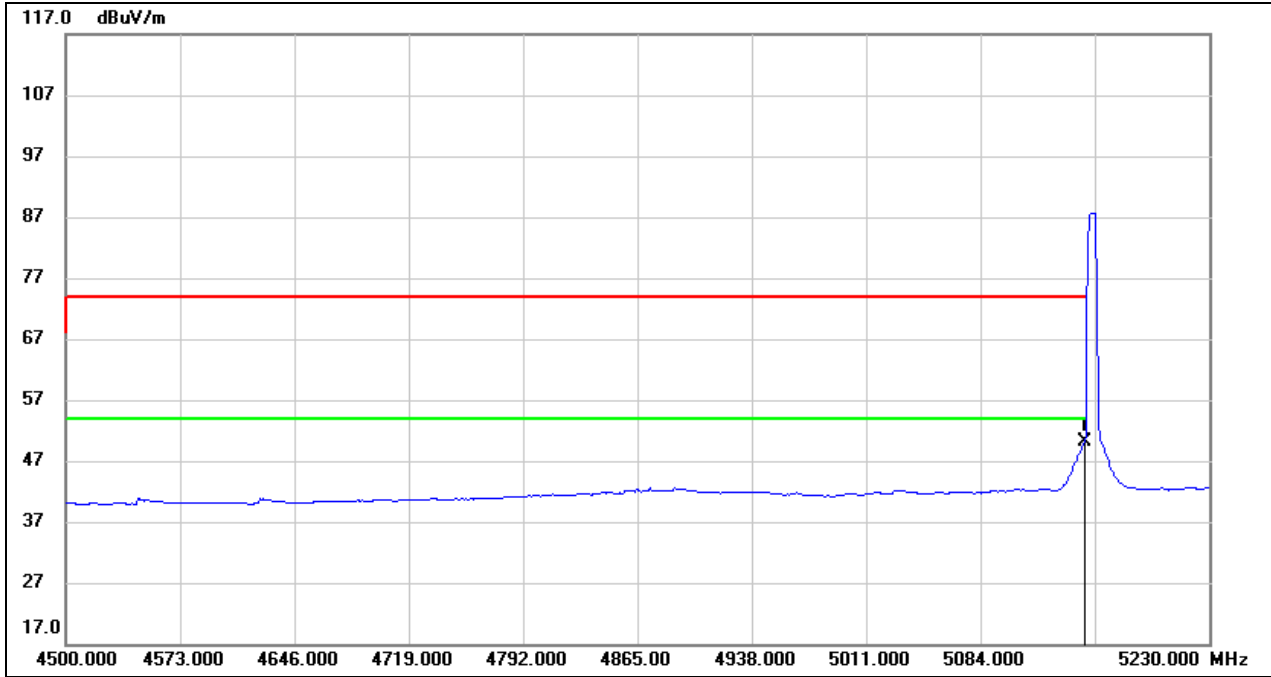
No.	Frequency (MHz)	Reading (dBuV)	Correct (dB/m)	Result (dBuV/m)	Limit (dBuV/m)	Margin (dB)	Remark
1	5022.240	2.11	39.77	41.88	54.00	-12.12	AVG
2	5150.000	1.90	40.21	42.11	54.00	-11.89	AVG
3	5350.000	2.82	40.46	43.28	54.00	-10.72	AVG
4	5456.160	3.87	40.77	44.64	54.00	-9.36	AVG

Test Mode:	SRD 5MHz PK	Frequency(MHz):	5155
Polarity:	Horizontal	Test Voltage:	DC 7.2 V



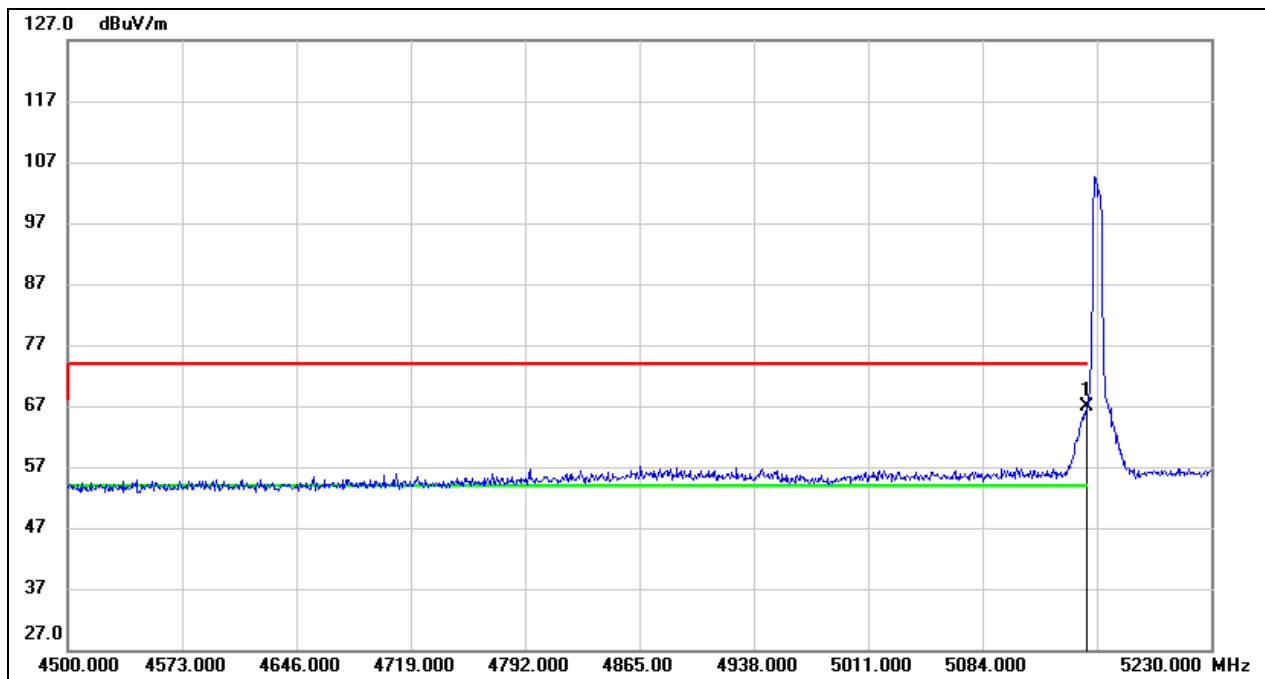
No.	Frequency (MHz)	Reading (dBuV)	Correct (dB/m)	Result (dBuV/m)	Limit (dBuV/m)	Margin (dB)	Remark
1	5150.000	25.98	40.21	66.19	74.00	-7.81	peak

Test Mode:	SRD 5MHz AV	Frequency(MHz):	5155
Polarity:	Horizontal	Test Voltage:	DC 7.2 V



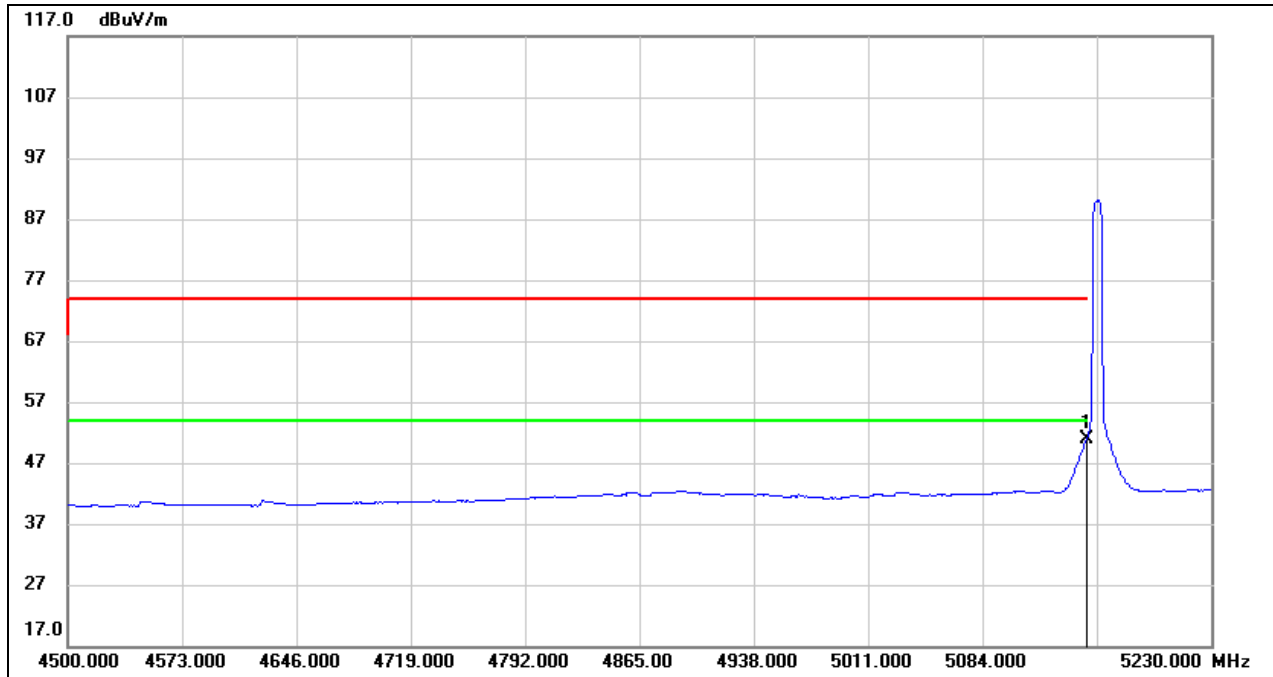
No.	Frequency (MHz)	Reading (dBuV)	Correct (dB/m)	Result (dBuV/m)	Limit (dBuV/m)	Margin (dB)	Remark
1	5150.000	10.02	40.21	50.23	54.00	-3.77	AVG

Test Mode:	SRD 5MHz PK	Frequency(MHz):	5157
Polarity:	Horizontal	Test Voltage:	DC 7.2 V



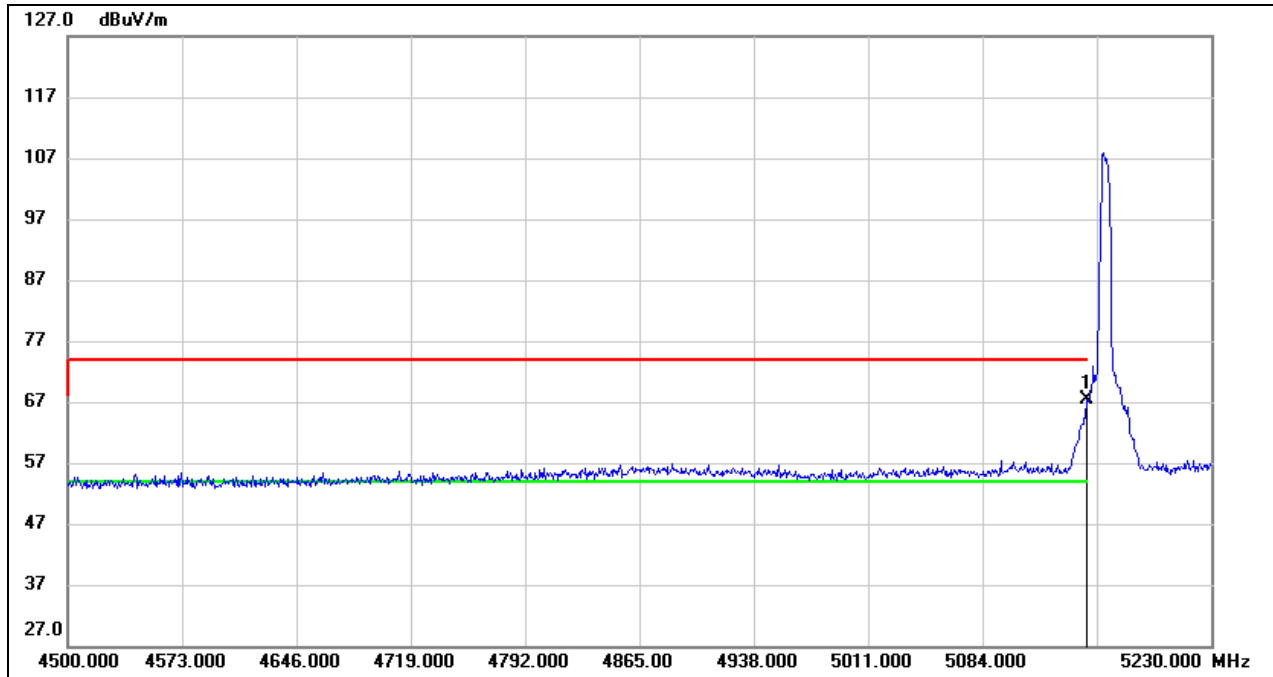
No.	Frequency (MHz)	Reading (dBuV)	Correct (dB/m)	Result (dBuV/m)	Limit (dBuV/m)	Margin (dB)	Remark
1	5150.000	26.60	40.21	66.81	74.00	-7.19	peak

Test Mode:	SRD 5MHz AV	Frequency(MHz):	5157
Polarity:	Horizontal	Test Voltage:	DC 7.2 V



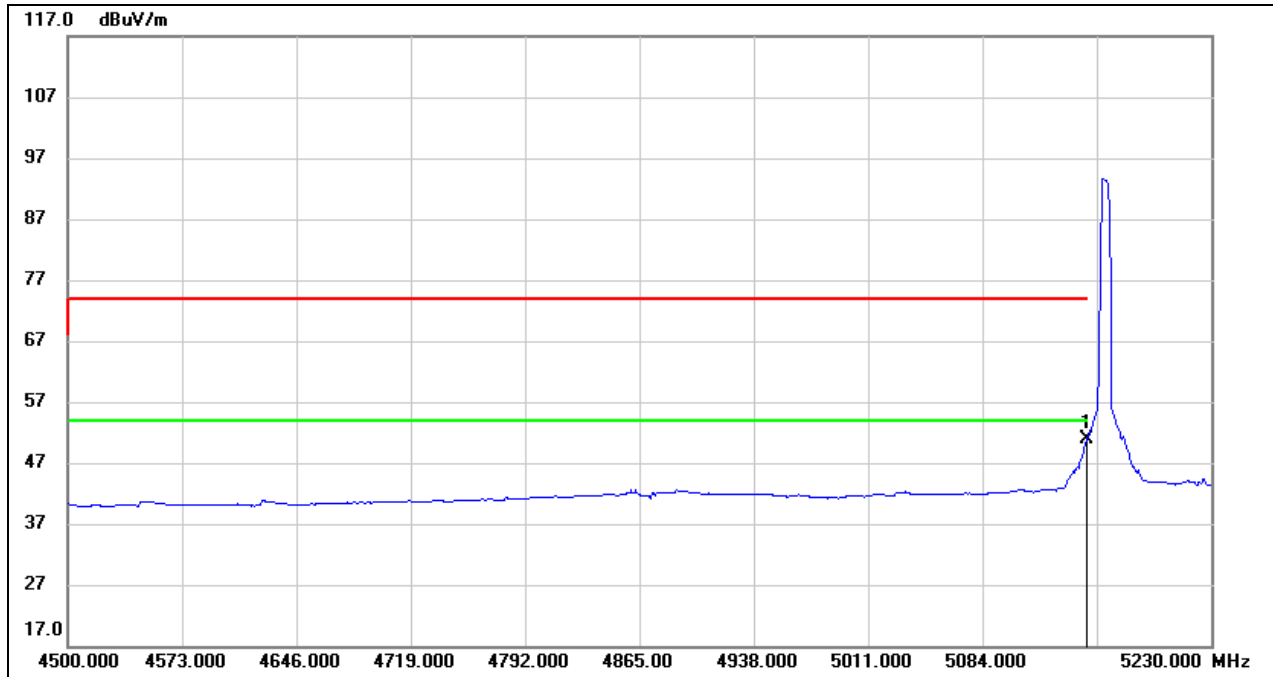
No.	Frequency (MHz)	Reading (dBuV)	Correct (dB/m)	Result (dBuV/m)	Limit (dBuV/m)	Margin (dB)	Remark
1	5150.000	10.66	40.21	50.87	54.00	-3.13	AVG

Test Mode:	SRD 5MHz PK	Frequency(MHz):	5162
Polarity:	Horizontal	Test Voltage:	DC 7.2 V



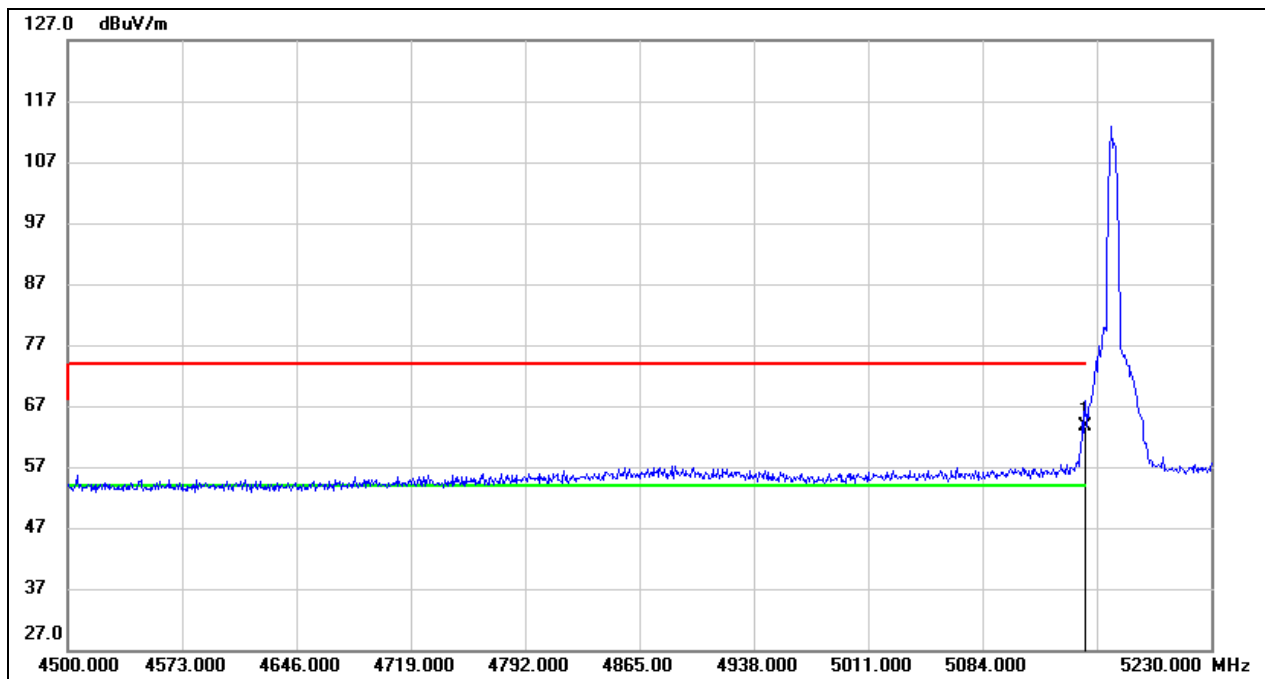
No.	Frequency (MHz)	Reading (dBuV)	Correct (dB/m)	Result (dBuV/m)	Limit (dBuV/m)	Margin (dB)	Remark
1	5150.000	27.23	40.21	67.44	74.00	-6.56	peak

Test Mode:	SRD 5MHz AV	Frequency(MHz):	5162
Polarity:	Horizontal	Test Voltage:	DC 7.2 V



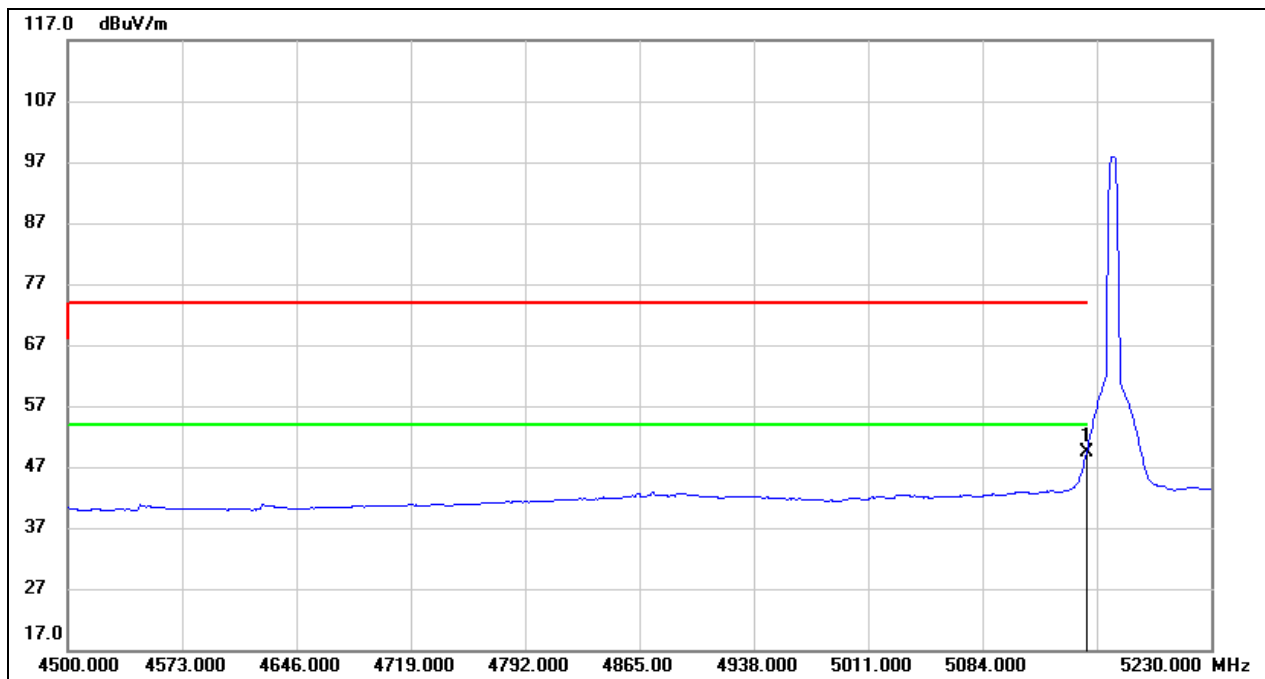
No.	Frequency (MHz)	Reading (dBuV)	Correct (dB/m)	Result (dBuV/m)	Limit (dBuV/m)	Margin (dB)	Remark
1	5150.000	10.67	40.21	50.88	54.00	-3.12	AVG

Test Mode:	SRD 5MHz PK	Frequency(MHz):	5167
Polarity:	Horizontal	Test Voltage:	DC 7.2 V



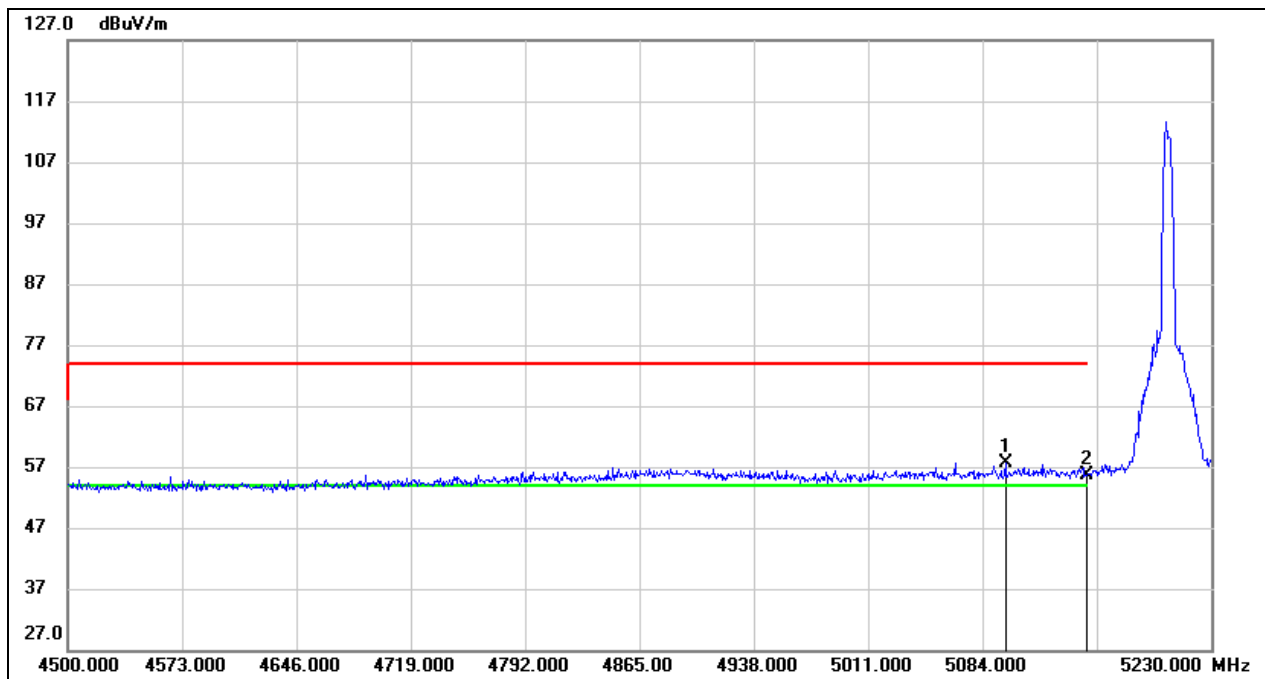
No.	Frequency (MHz)	Reading (dBuV)	Correct (dB/m)	Result (dBuV/m)	Limit (dBuV/m)	Margin (dB)	Remark
1	5150.000	23.54	40.21	63.75	74.00	-10.25	peak

Test Mode:	SRD 5MHz AV	Frequency(MHz):	5167
Polarity:	Horizontal	Test Voltage:	DC 7.2 V



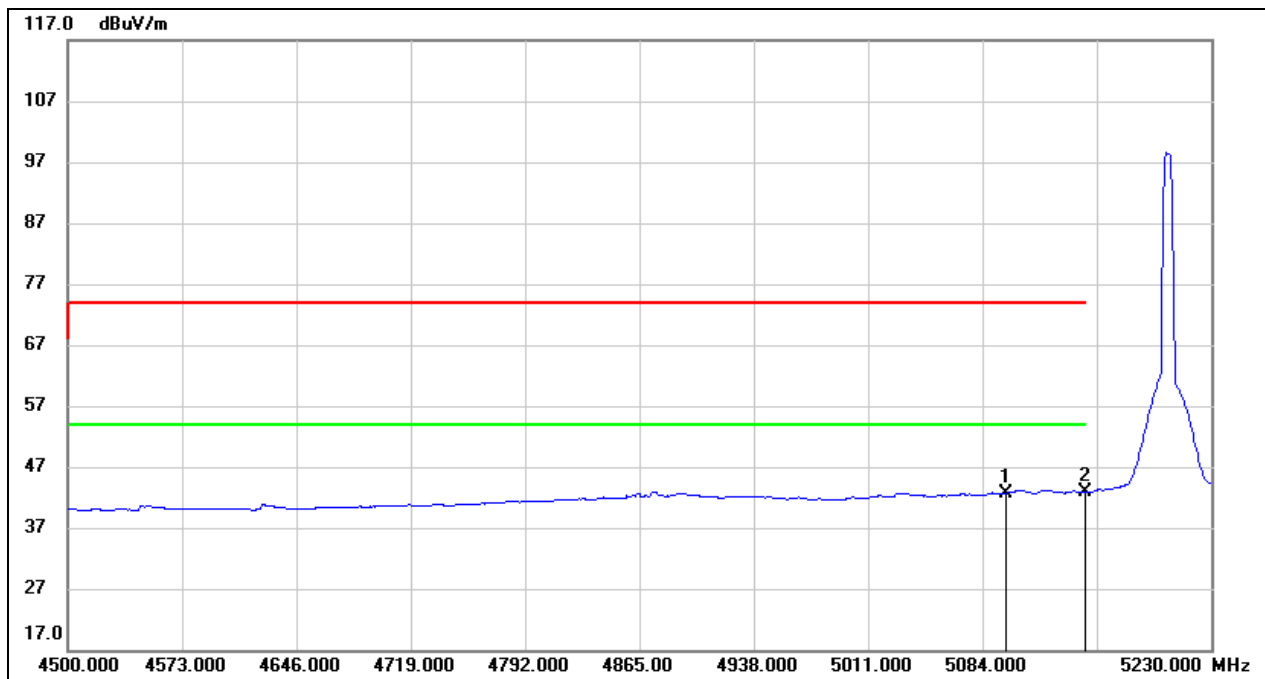
No.	Frequency (MHz)	Reading (dBuV)	Correct (dB/m)	Result (dBuV/m)	Limit (dBuV/m)	Margin (dB)	Remark
1	5150.000	9.18	40.21	49.39	54.00	-4.61	AVG

Test Mode:	SRD 5MHz PK	Frequency(MHz):	5202
Polarity:	Horizontal	Test Voltage:	DC 7.2 V



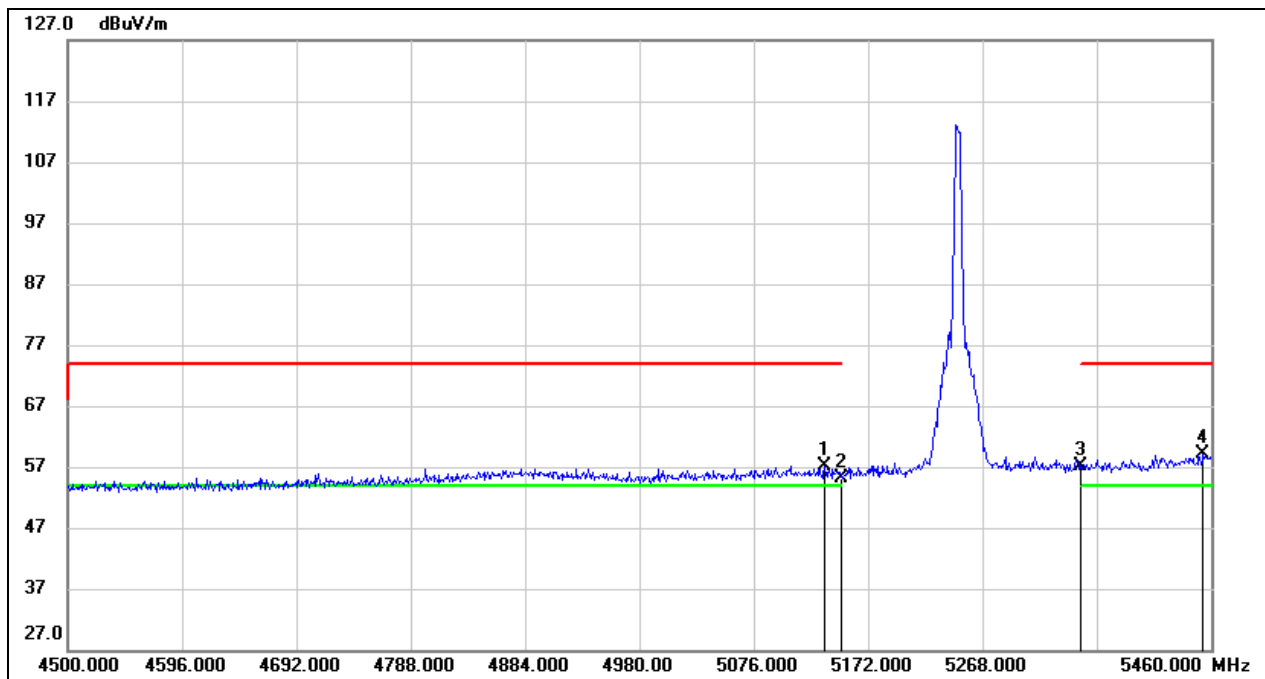
No.	Frequency (MHz)	Reading (dBuV)	Correct (dB/m)	Result (dBuV/m)	Limit (dBuV/m)	Margin (dB)	Remark
1	5098.600	17.55	40.04	57.59	74.00	-16.41	peak
2	5150.000	15.41	40.21	55.62	74.00	-18.38	peak

Test Mode:	SRD 5MHz AV	Frequency(MHz):	5202
Polarity:	Horizontal	Test Voltage:	DC 7.2 V



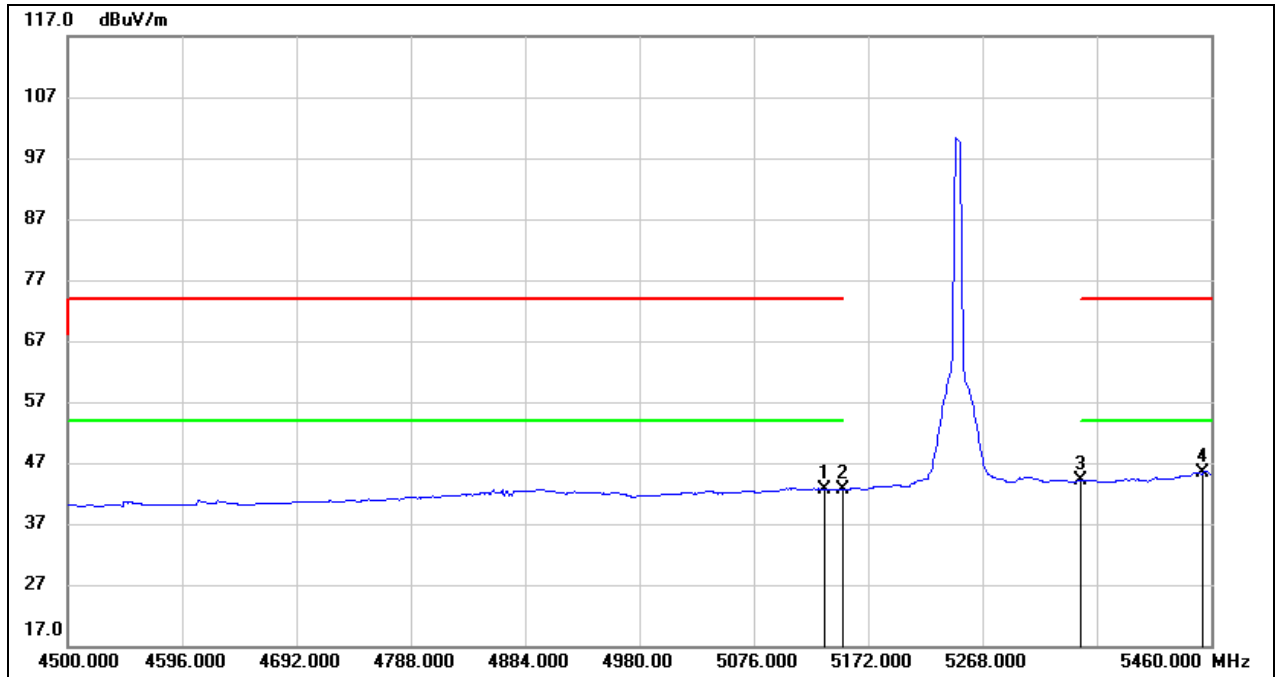
No.	Frequency (MHz)	Reading (dBuV)	Correct (dB/m)	Result (dBuV/m)	Limit (dBuV/m)	Margin (dB)	Remark
1	5098.600	2.60	40.04	42.64	54.00	-11.36	AVG
2	5150.000	2.73	40.21	42.94	54.00	-11.06	AVG

Test Mode:	SRD 5MHz PK	Frequency(MHz):	5247
Polarity:	Horizontal	Test Voltage:	DC 7.2 V



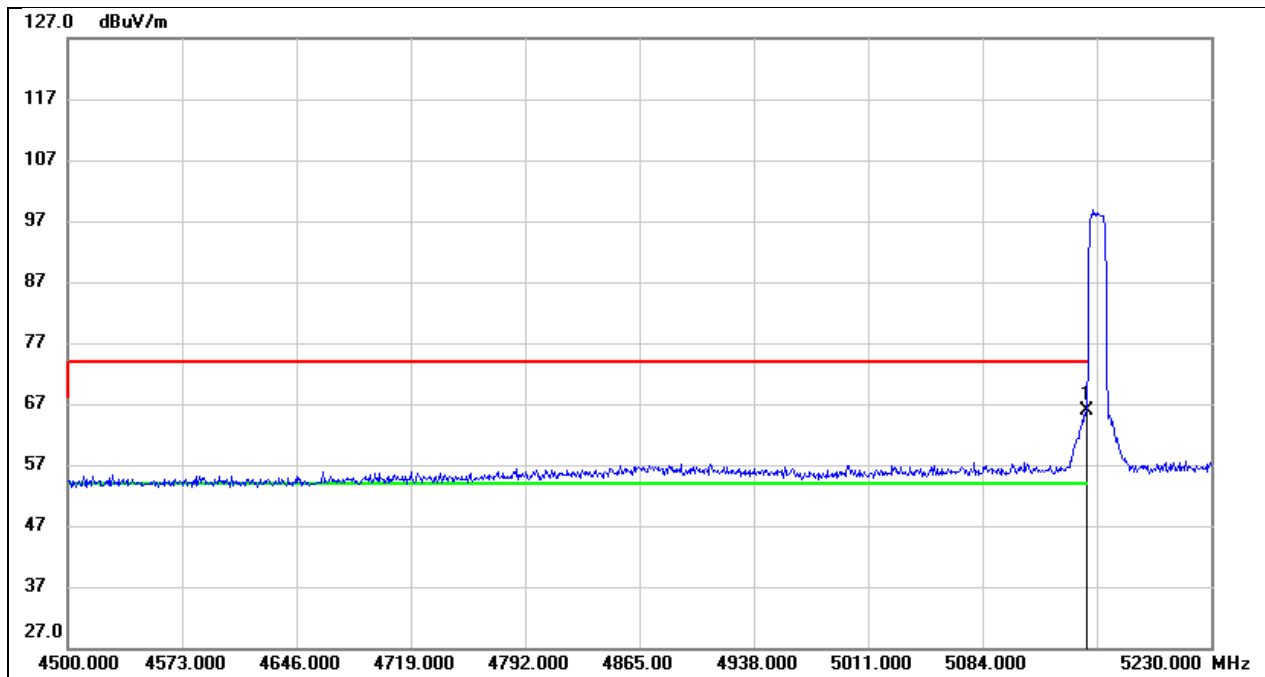
No.	Frequency (MHz)	Reading (dBuV)	Correct (dB/m)	Result (dBuV/m)	Limit (dBuV/m)	Margin (dB)	Remark
1	5135.520	16.99	40.16	57.15	74.00	-16.85	peak
2	5150.000	14.90	40.21	55.11	74.00	-18.89	peak
3	5350.000	16.58	40.46	57.04	74.00	-16.96	peak
4	5453.280	18.48	40.76	59.24	74.00	-14.76	peak

Test Mode:	SRD 5MHz AV	Frequency(MHz):	5247
Polarity:	Horizontal	Test Voltage:	DC 7.2 V



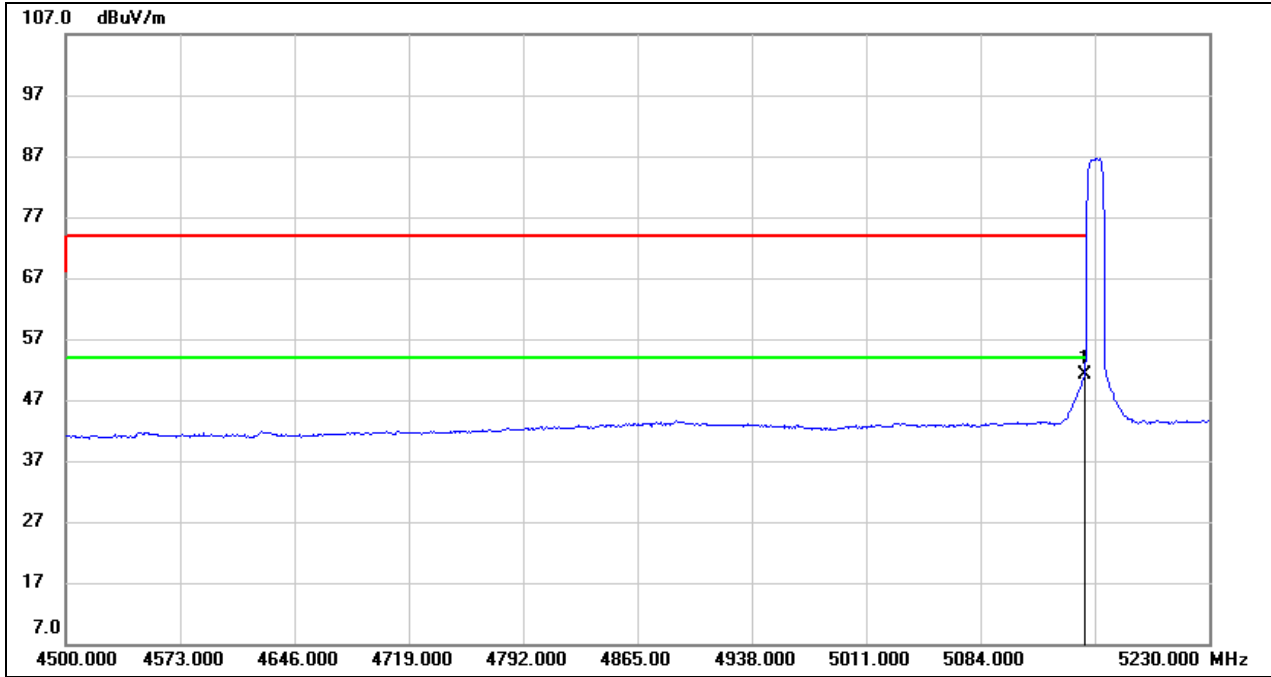
No.	Frequency (MHz)	Reading (dBuV)	Correct (dB/m)	Result (dBuV/m)	Limit (dBuV/m)	Margin (dB)	Remark
1	5135.520	2.40	40.16	42.56	54.00	-11.44	AVG
2	5150.000	2.36	40.21	42.57	54.00	-11.43	AVG
3	5350.000	3.68	40.46	44.14	54.00	-9.86	AVG
4	5453.280	4.71	40.76	45.47	54.00	-8.53	AVG

Test Mode:	SRD 10MHz PK	Frequency(MHz):	5157
Polarity:	Horizontal	Test Voltage:	DC 7.2 V



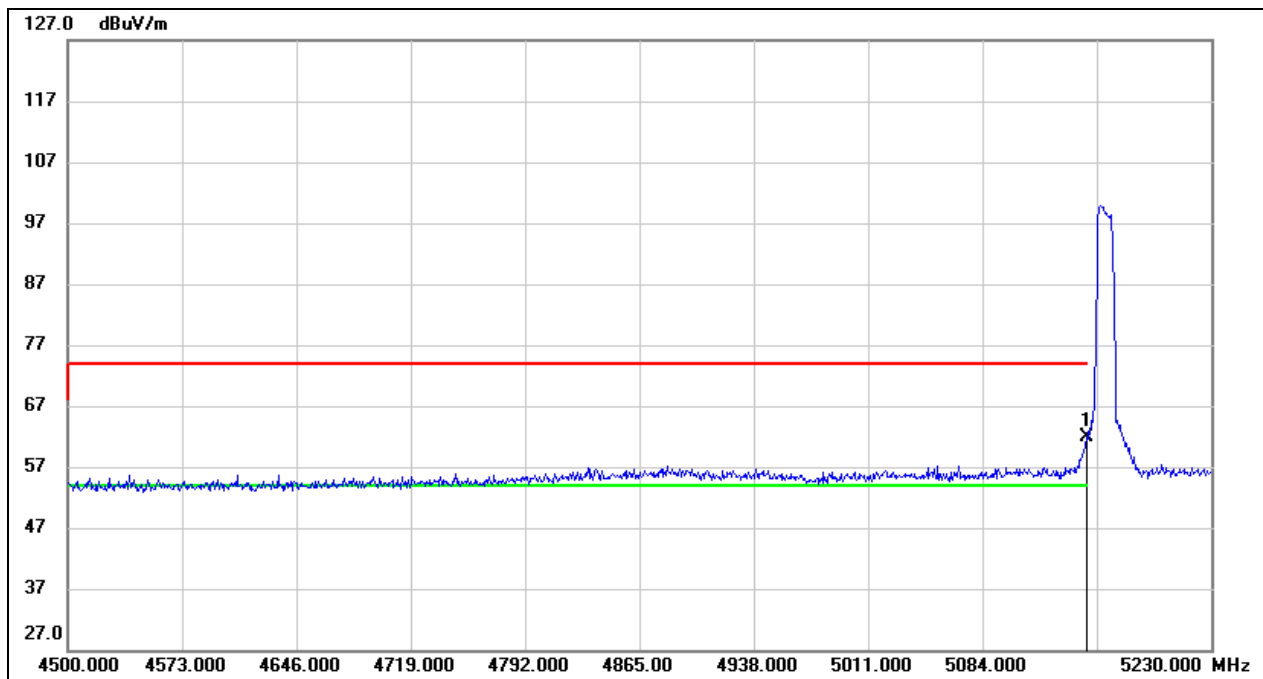
No.	Frequency (MHz)	Reading (dBuV)	Correct (dB/m)	Result (dBuV/m)	Limit (dBuV/m)	Margin (dB)	Remark
1	5150.000	25.74	40.21	65.95	74.00	-8.05	peak

Test Mode:	SRD 10MHz AV	Frequency(MHz):	5157
Polarity:	Horizontal	Test Voltage:	DC 7.2 V



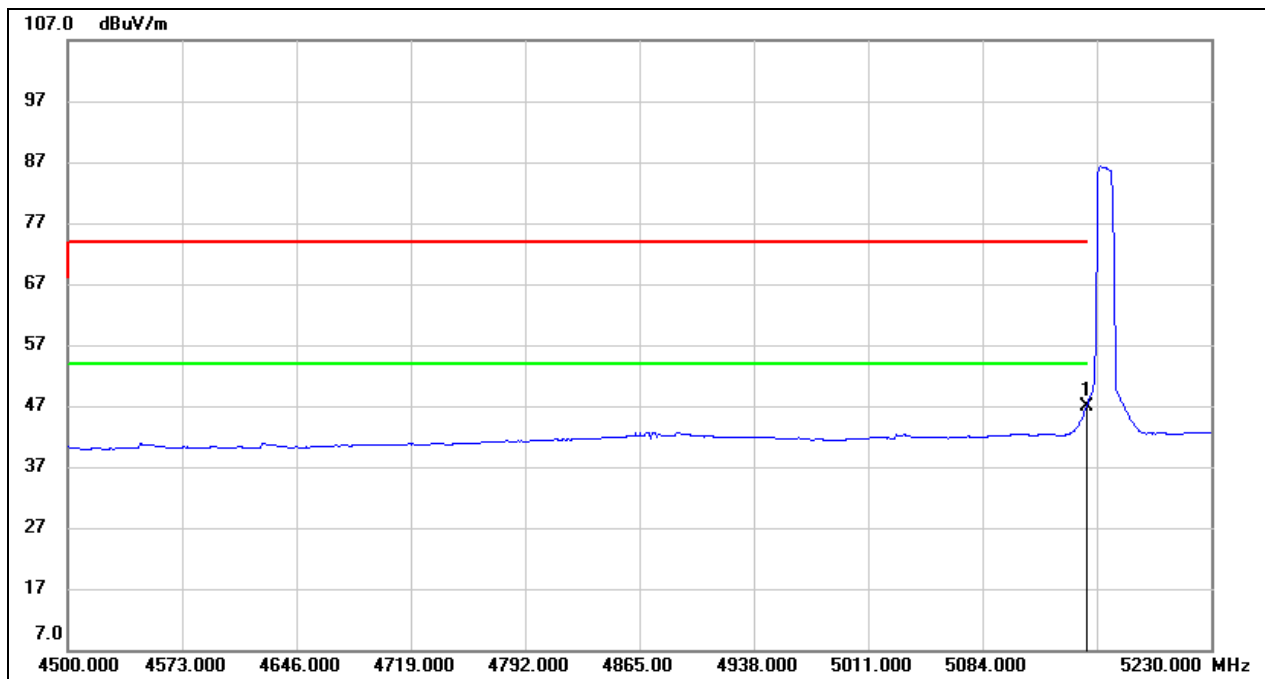
No.	Frequency (MHz)	Reading (dBuV)	Correct (dB/m)	Result (dBuV/m)	Limit (dBuV/m)	Margin (dB)	Remark
1	5150.000	10.98	40.21	51.19	54.00	-2.81	AVG

Test Mode:	SRD 10MHz PK	Frequency(MHz):	5162
Polarity:	Horizontal	Test Voltage:	DC 7.2 V



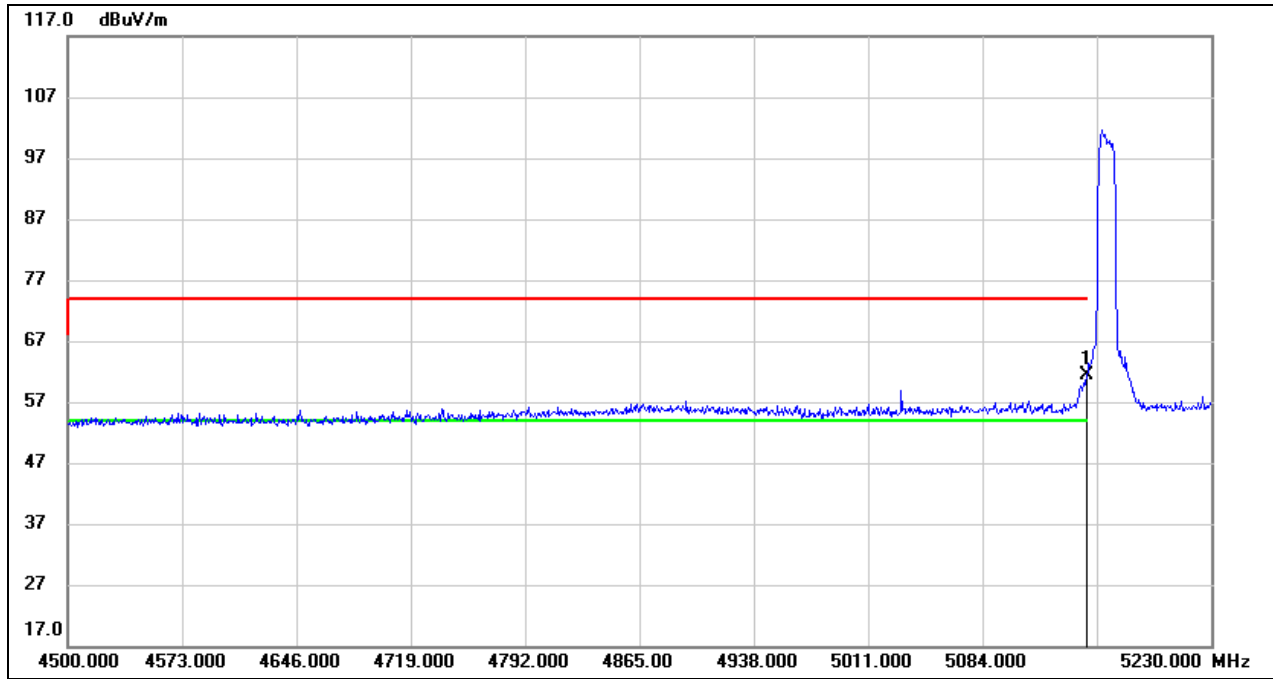
No.	Frequency (MHz)	Reading (dBuV)	Correct (dB/m)	Result (dBuV/m)	Limit (dBuV/m)	Margin (dB)	Remark
1	5150.000	21.77	40.21	61.98	74.00	-12.02	peak

Test Mode:	SRD 10MHz AV	Frequency(MHz):	5162
Polarity:	Horizontal	Test Voltage:	DC 7.2 V



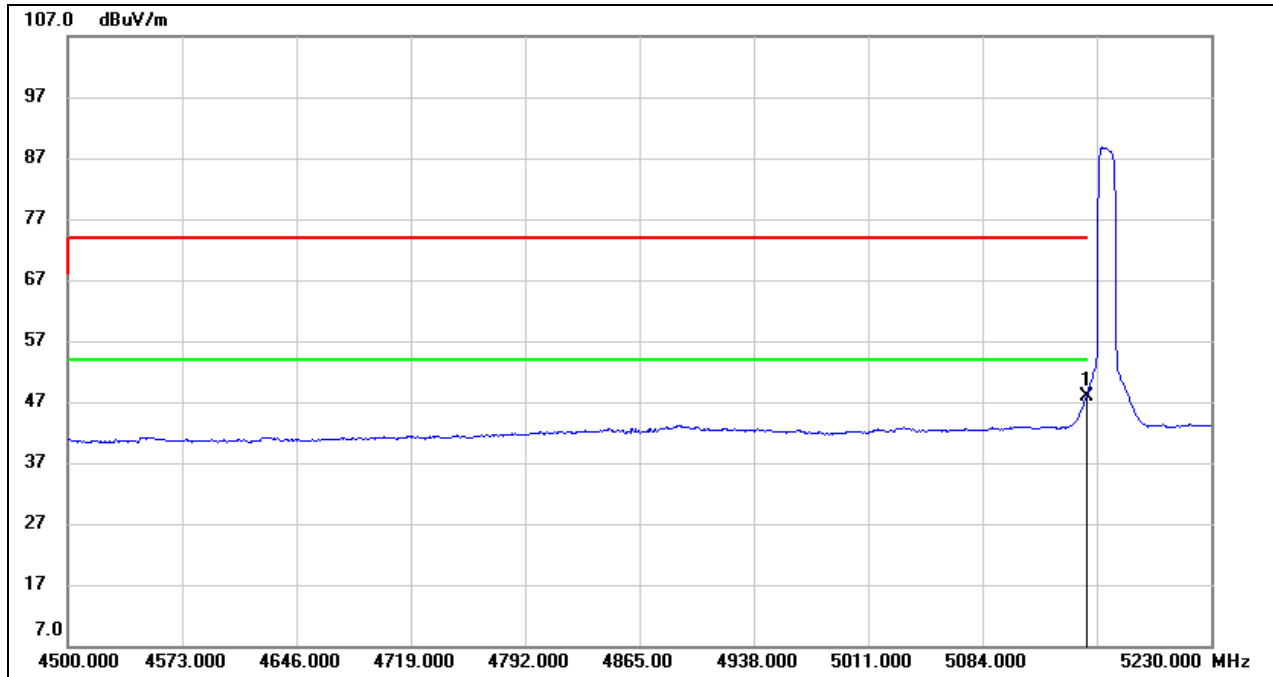
No.	Frequency (MHz)	Reading (dBuV)	Correct (dB/m)	Result (dBuV/m)	Limit (dBuV/m)	Margin (dB)	Remark
1	5150.000	6.62	40.21	46.83	54.00	-7.17	AVG

Test Mode:	SRD 10MHz PK	Frequency(MHz):	5163
Polarity:	Horizontal	Test Voltage:	DC 7.2 V



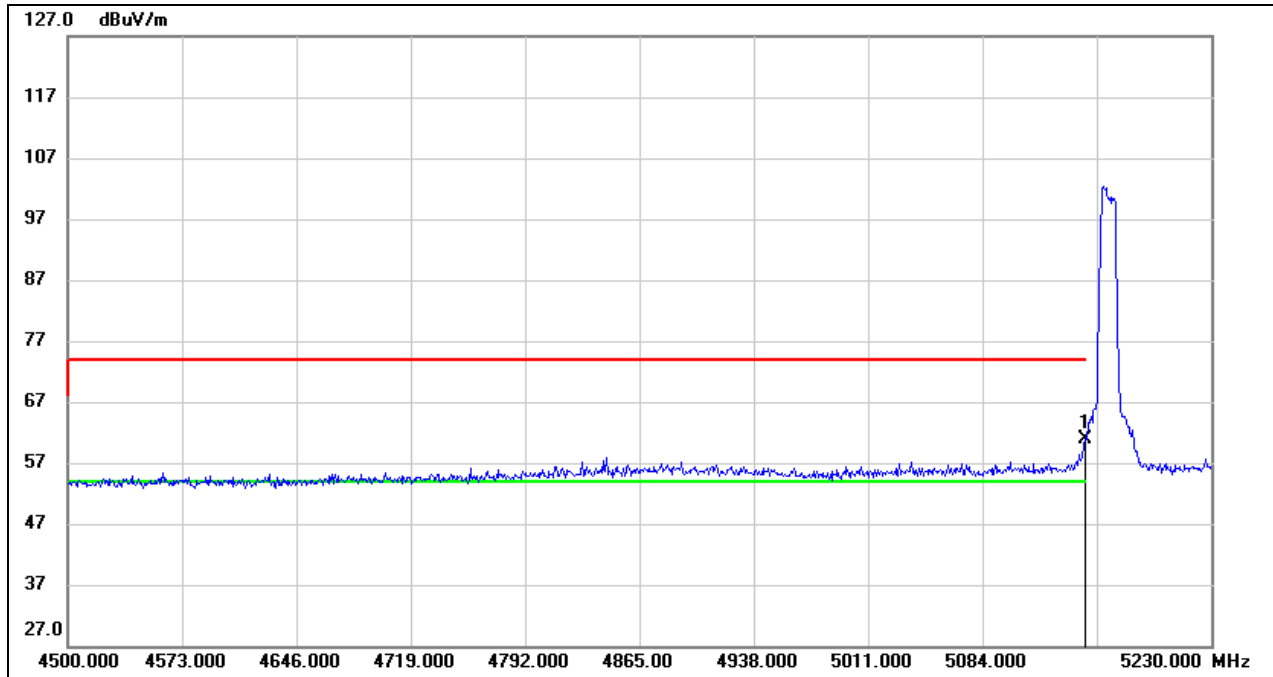
No.	Frequency (MHz)	Reading (dBuV)	Correct (dB/m)	Result (dBuV/m)	Limit (dBuV/m)	Margin (dB)	Remark
1	5150.000	21.24	40.21	61.45	74.00	-12.55	peak

Test Mode:	SRD 10MHz AV	Frequency(MHz):	5163
Polarity:	Horizontal	Test Voltage:	DC 7.2 V



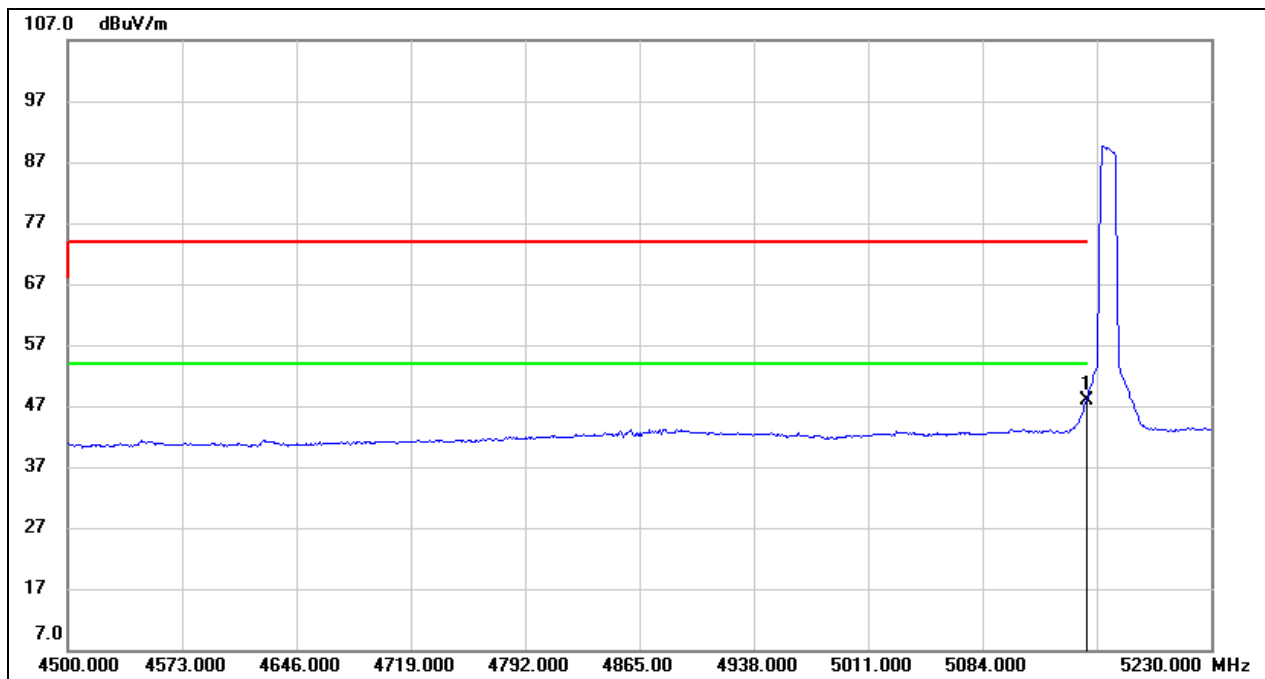
No.	Frequency (MHz)	Reading (dBuV)	Correct (dB/m)	Result (dBuV/m)	Limit (dBuV/m)	Margin (dB)	Remark
1	5150.000	7.77	40.21	47.98	54.00	-6.02	AVG

Test Mode:	SRD 10MHz PK	Frequency(MHz):	5164
Polarity:	Horizontal	Test Voltage:	DC 7.2 V



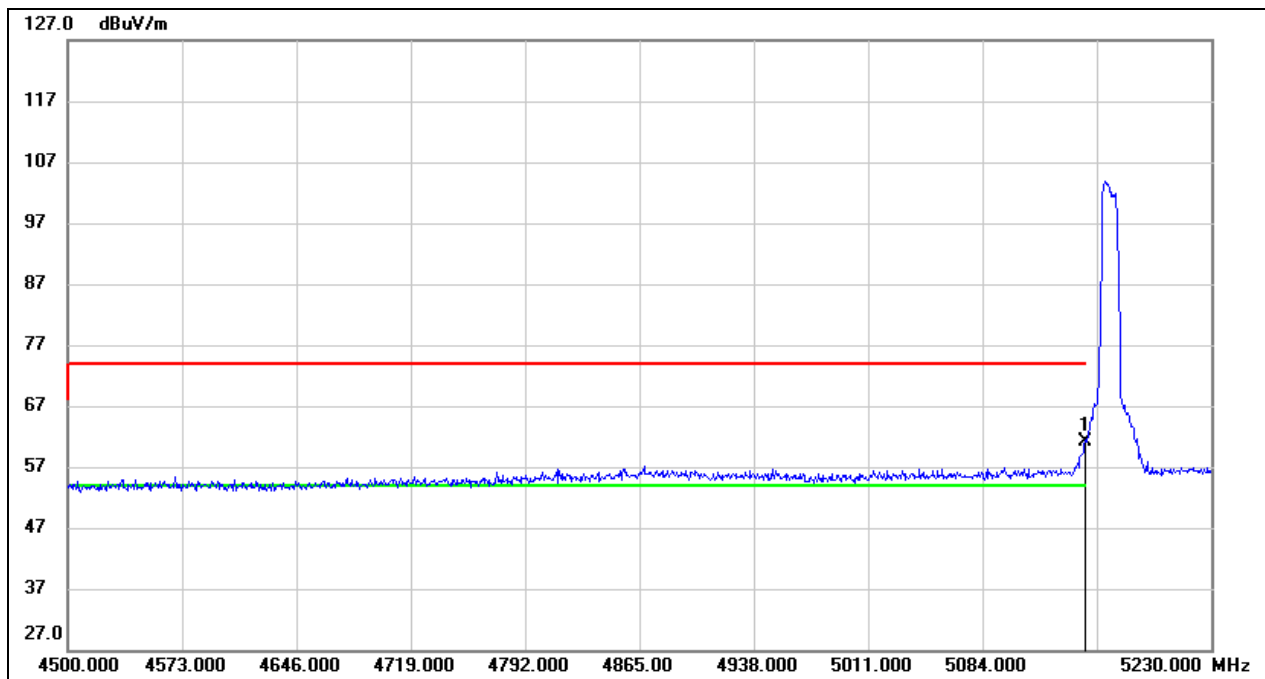
No.	Frequency (MHz)	Reading (dBuV)	Correct (dB/m)	Result (dBuV/m)	Limit (dBuV/m)	Margin (dB)	Remark
1	5150.000	20.66	40.21	60.87	74.00	-13.13	peak

Test Mode:	SRD 10MHz AV	Frequency(MHz):	5164
Polarity:	Horizontal	Test Voltage:	DC 7.2 V



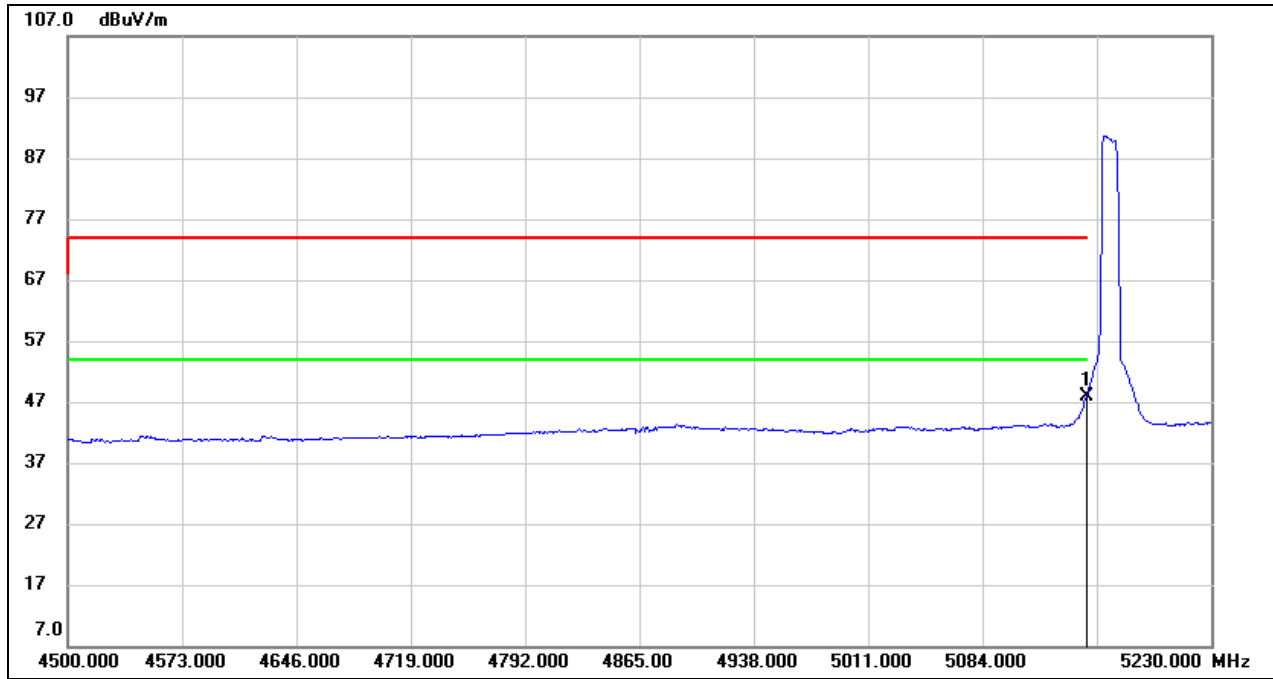
No.	Frequency (MHz)	Reading (dBuV)	Correct (dB/m)	Result (dBuV/m)	Limit (dBuV/m)	Margin (dB)	Remark
1	5150.000	7.61	40.21	47.82	54.00	-6.18	AVG

Test Mode:	SRD 10MHz PK	Frequency(MHz):	5165
Polarity:	Horizontal	Test Voltage:	DC 7.2 V



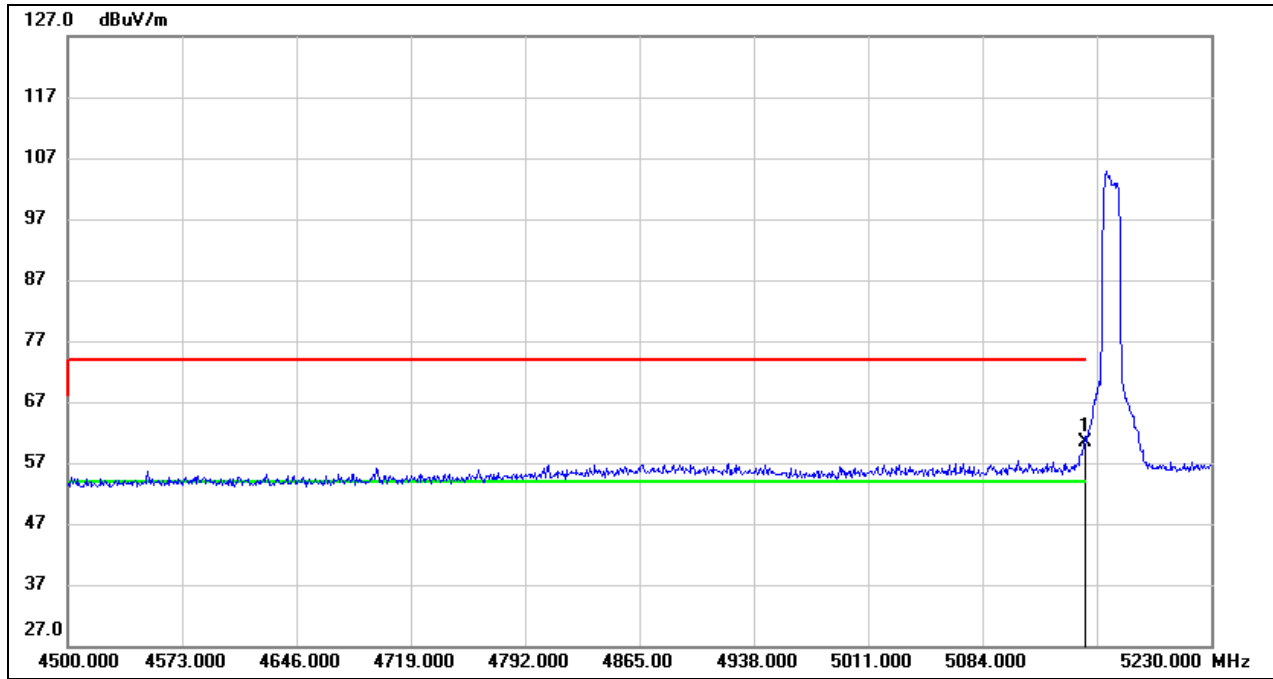
No.	Frequency (MHz)	Reading (dBuV)	Correct (dB/m)	Result (dBuV/m)	Limit (dBuV/m)	Margin (dB)	Remark
1	5150.000	20.97	40.21	61.18	74.00	-12.82	peak

Test Mode:	SRD 10MHz AV	Frequency(MHz):	5165
Polarity:	Horizontal	Test Voltage:	DC 7.2 V



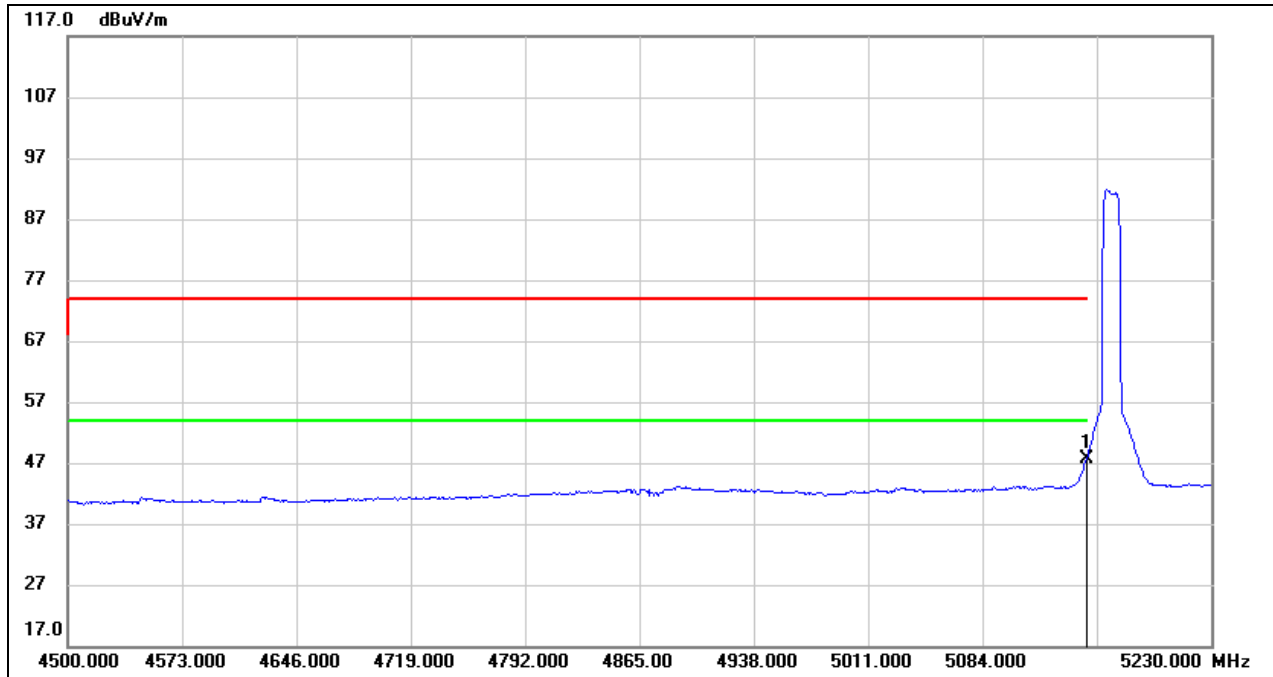
No.	Frequency (MHz)	Reading (dBuV)	Correct (dB/m)	Result (dBuV/m)	Limit (dBuV/m)	Margin (dB)	Remark
1	5150.000	7.74	40.21	47.95	54.00	-6.05	AVG

Test Mode:	SRD 10MHz PK	Frequency(MHz):	5166
Polarity:	Horizontal	Test Voltage:	DC 7.2 V



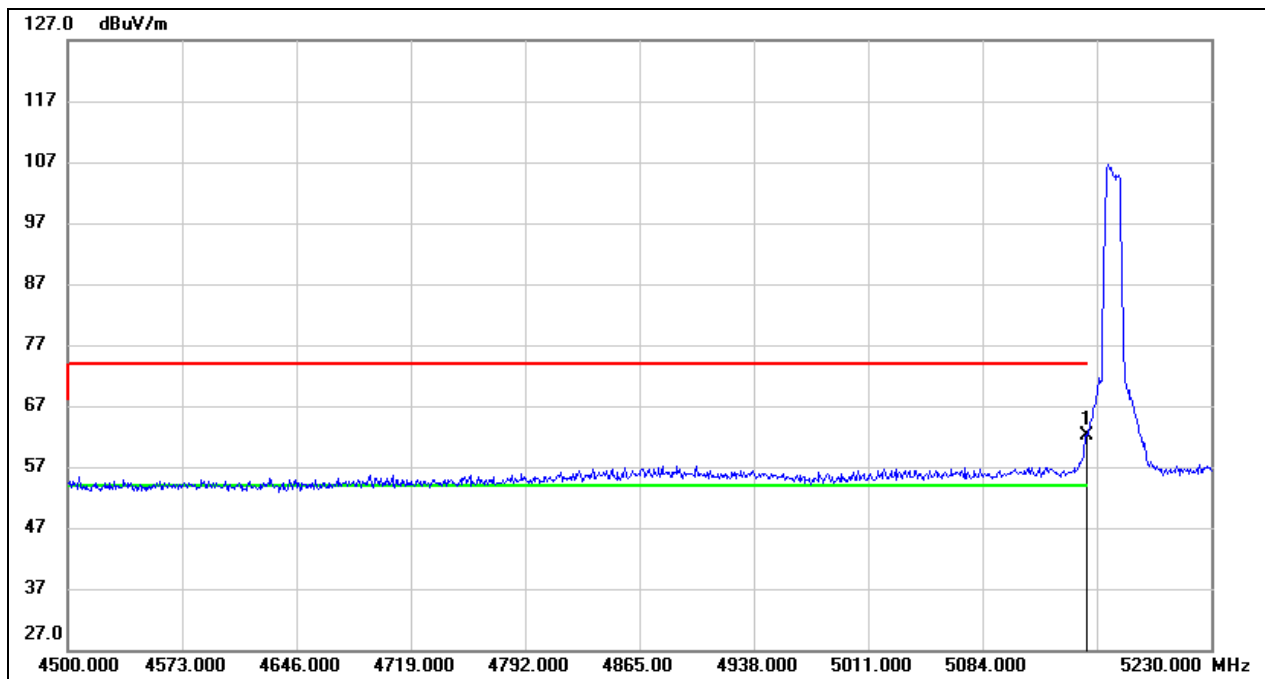
No.	Frequency (MHz)	Reading (dBuV)	Correct (dB/m)	Result (dBuV/m)	Limit (dBuV/m)	Margin (dB)	Remark
1	5150.000	20.26	40.21	60.47	74.00	-13.53	peak

Test Mode:	SRD 10MHz AV	Frequency(MHz):	5166
Polarity:	Horizontal	Test Voltage:	DC 7.2 V



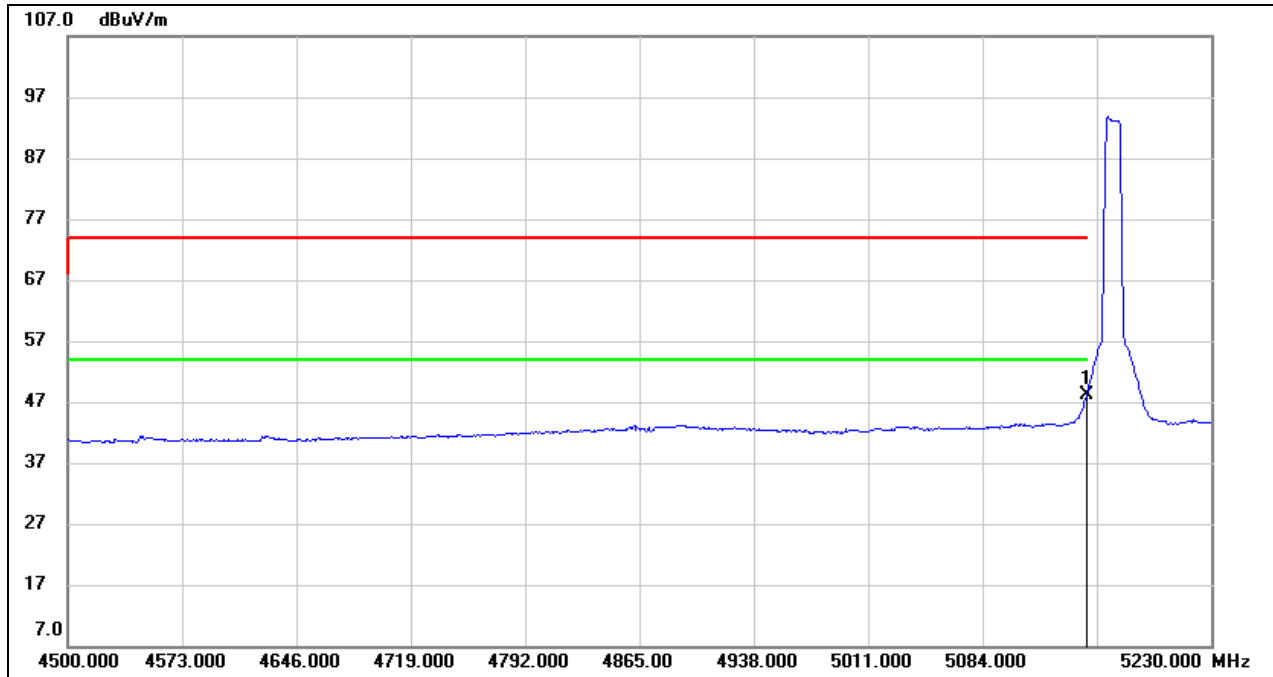
No.	Frequency (MHz)	Reading (dBuV)	Correct (dB/m)	Result (dBuV/m)	Limit (dBuV/m)	Margin (dB)	Remark
1	5150.000	7.42	40.21	47.63	54.00	-6.37	AVG

Test Mode:	SRD 10MHz PK	Frequency(MHz):	5167
Polarity:	Horizontal	Test Voltage:	DC 7.2 V



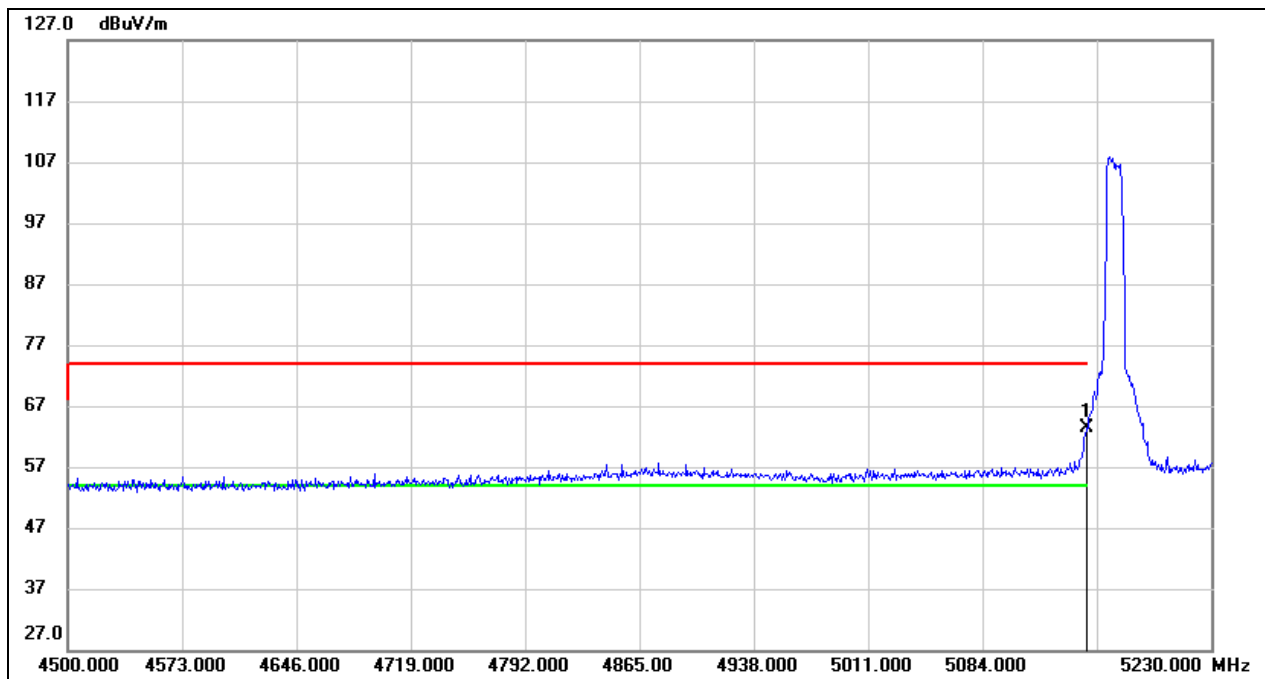
No.	Frequency (MHz)	Reading (dBuV)	Correct (dB/m)	Result (dBuV/m)	Limit (dBuV/m)	Margin (dB)	Remark
1	5150.000	21.87	40.21	62.08	74.00	-11.92	peak

Test Mode:	SRD 10MHz AV	Frequency(MHz):	5167
Polarity:	Horizontal	Test Voltage:	DC 7.2 V



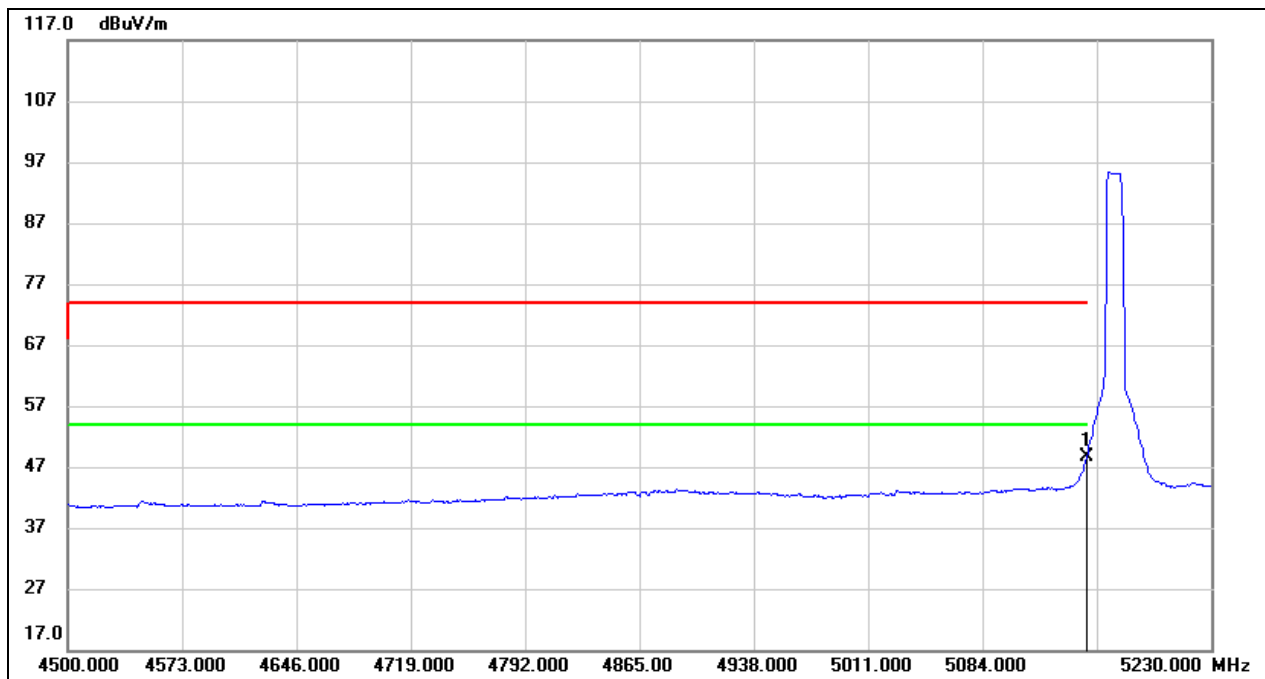
No.	Frequency (MHz)	Reading (dBuV)	Correct (dB/m)	Result (dBuV/m)	Limit (dBuV/m)	Margin (dB)	Remark
1	5150.000	7.90	40.21	48.11	54.00	-5.89	AVG

Test Mode:	SRD 10MHz PK	Frequency(MHz):	5168
Polarity:	Horizontal	Test Voltage:	DC 7.2 V



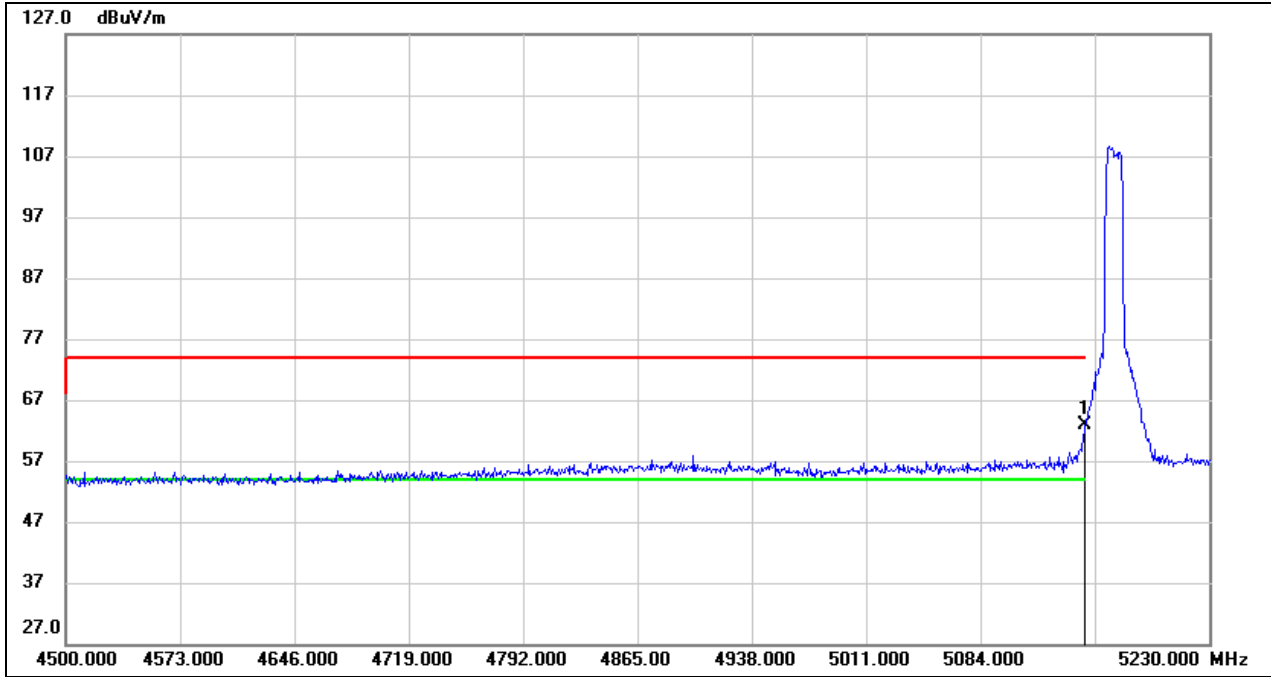
No.	Frequency (MHz)	Reading (dBuV)	Correct (dB/m)	Result (dBuV/m)	Limit (dBuV/m)	Margin (dB)	Remark
1	5150.000	23.05	40.21	63.26	74.00	-10.74	peak

Test Mode:	SRD 10MHz AV	Frequency(MHz):	5168
Polarity:	Horizontal	Test Voltage:	DC 7.2 V



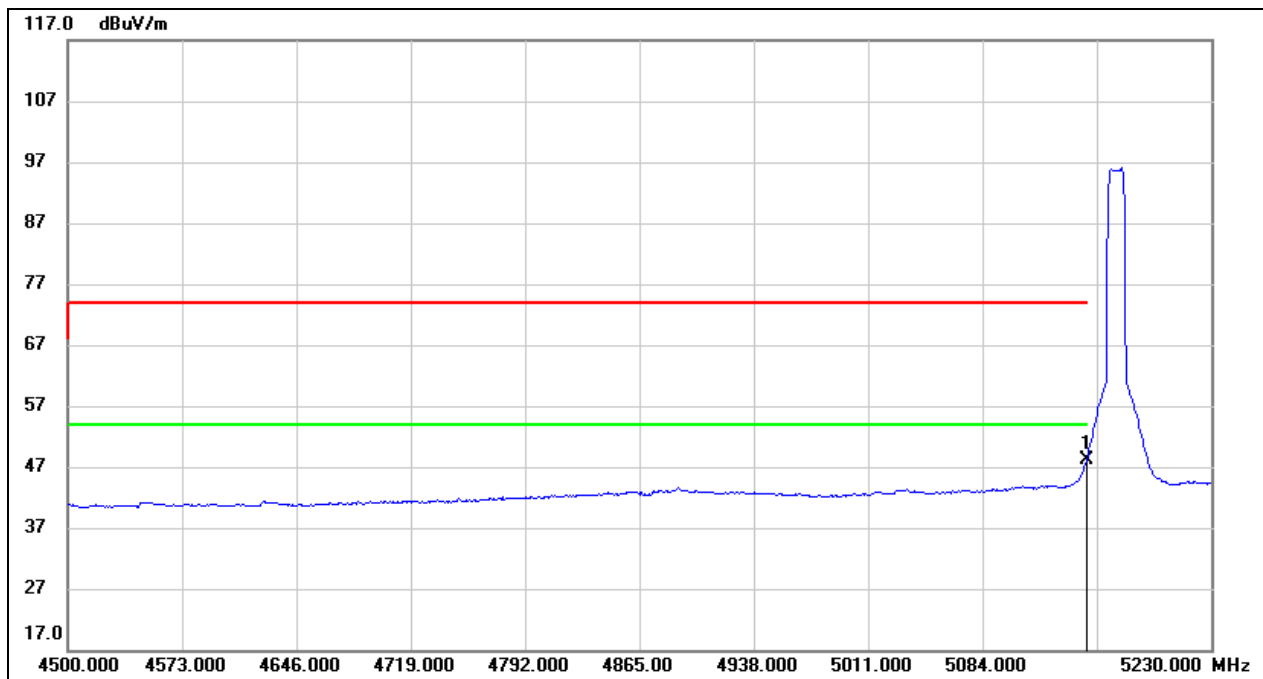
No.	Frequency (MHz)	Reading (dBuV)	Correct (dB/m)	Result (dBuV/m)	Limit (dBuV/m)	Margin (dB)	Remark
1	5150.000	8.37	40.21	48.58	54.00	-5.42	AVG

Test Mode:	SRD 10MHz PK	Frequency(MHz):	5169
Polarity:	Horizontal	Test Voltage:	DC 7.2 V



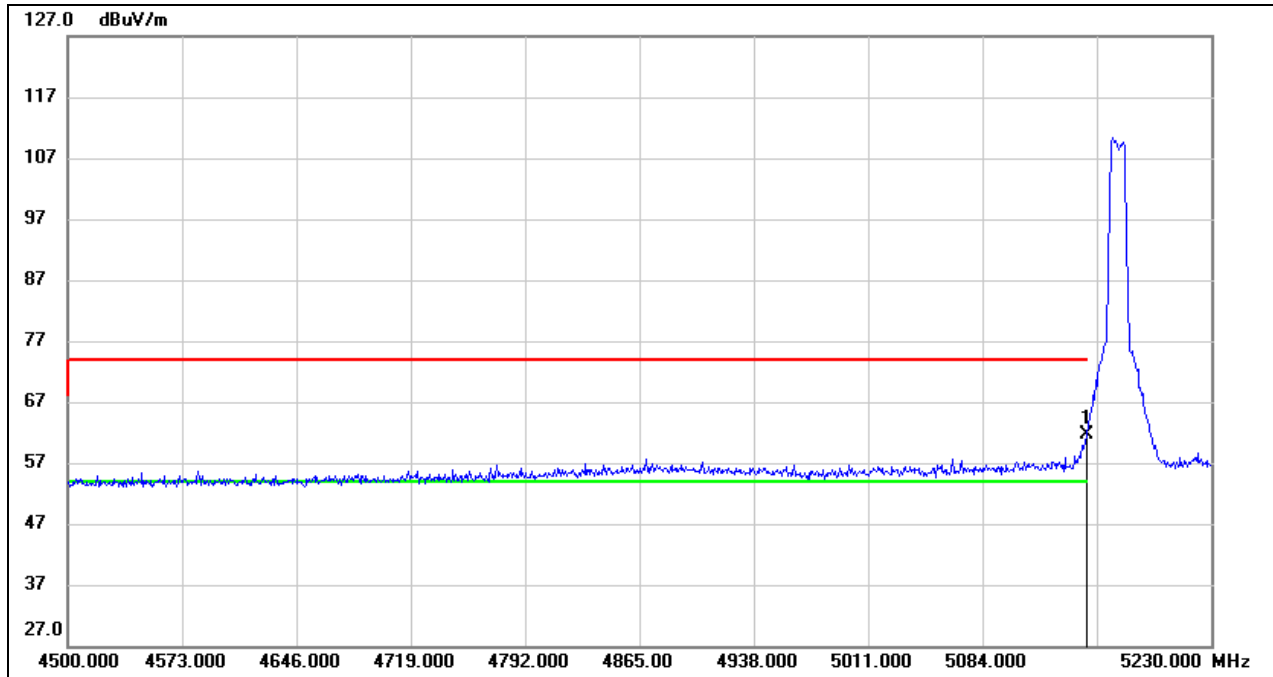
No.	Frequency (MHz)	Reading (dBuV)	Correct (dB/m)	Result (dBuV/m)	Limit (dBuV/m)	Margin (dB)	Remark
1	5150.000	22.74	40.21	62.95	74.00	-11.05	peak

Test Mode:	SRD 10MHz AV	Frequency(MHz):	5169
Polarity:	Horizontal	Test Voltage:	DC 7.2 V



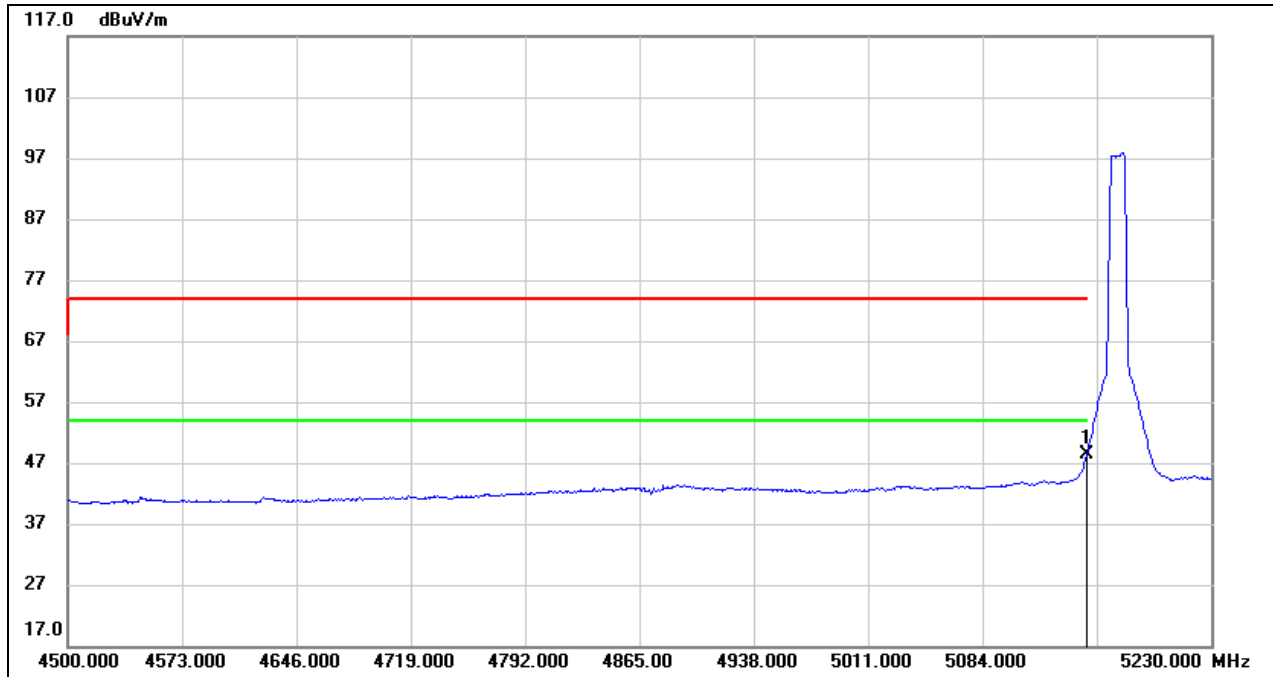
No.	Frequency (MHz)	Reading (dBuV)	Correct (dB/m)	Result (dBuV/m)	Limit (dBuV/m)	Margin (dB)	Remark
1	5150.000	7.99	40.21	48.20	54.00	-5.80	AVG

Test Mode:	SRD 10MHz PK	Frequency(MHz):	5170
Polarity:	Horizontal	Test Voltage:	DC 7.2 V



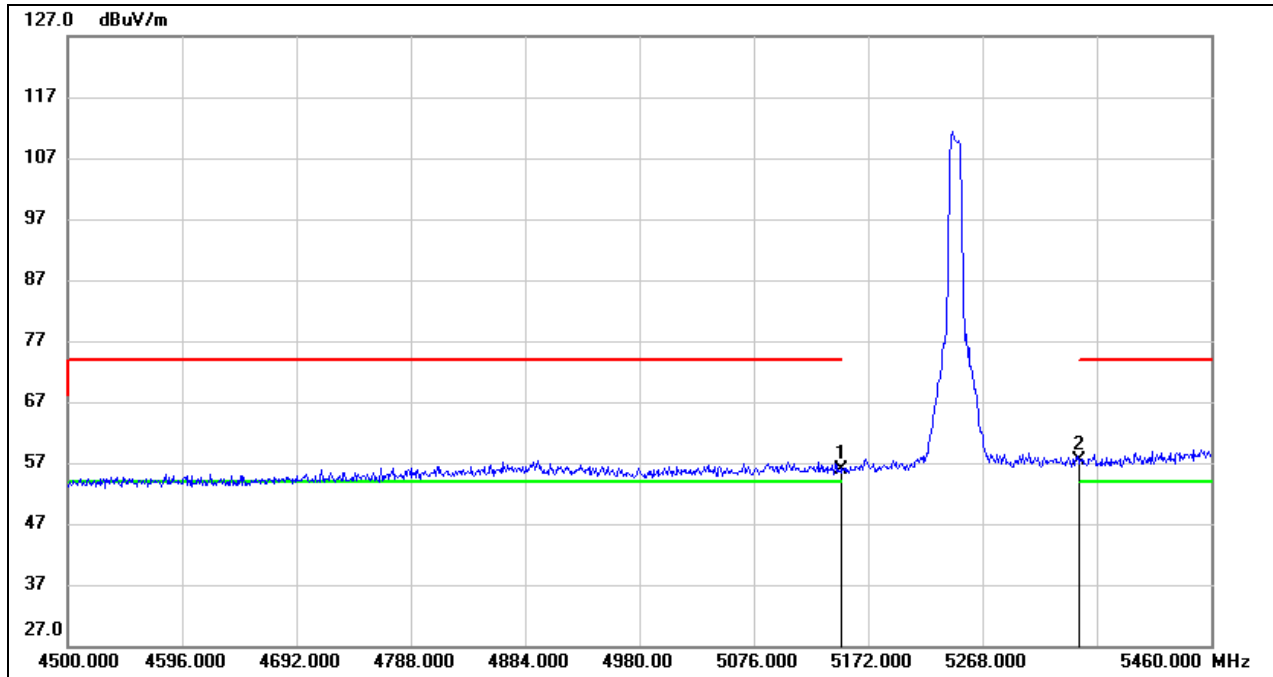
No.	Frequency (MHz)	Reading (dBuV)	Correct (dB/m)	Result (dBuV/m)	Limit (dBuV/m)	Margin (dB)	Remark
1	5150.000	21.48	40.21	61.69	74.00	-12.31	peak

Test Mode:	SRD 10MHz AV	Frequency(MHz):	5170
Polarity:	Horizontal	Test Voltage:	DC 7.2 V



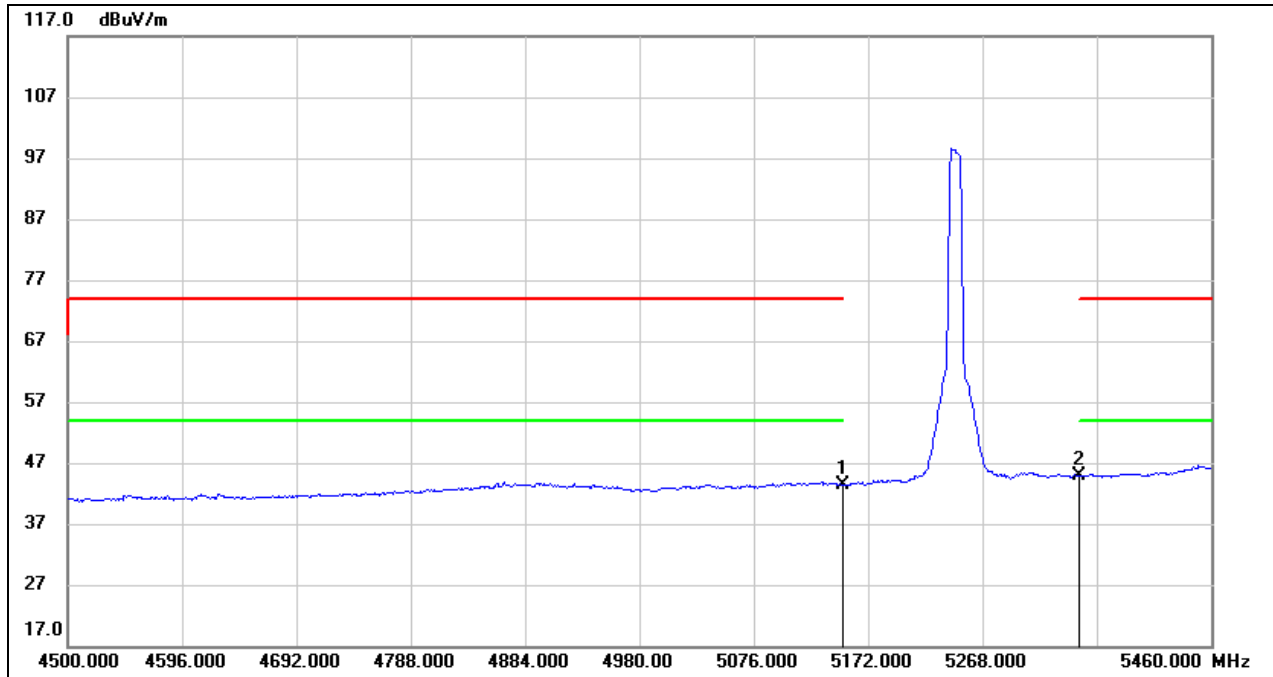
No.	Frequency (MHz)	Reading (dBuV)	Correct (dB/m)	Result (dBuV/m)	Limit (dBuV/m)	Margin (dB)	Remark
1	5150.000	8.13	40.21	48.34	54.00	-5.66	AVG

Test Mode:	SRD 10MHz PK	Frequency(MHz):	5245
Polarity:	Horizontal	Test Voltage:	DC 7.2 V



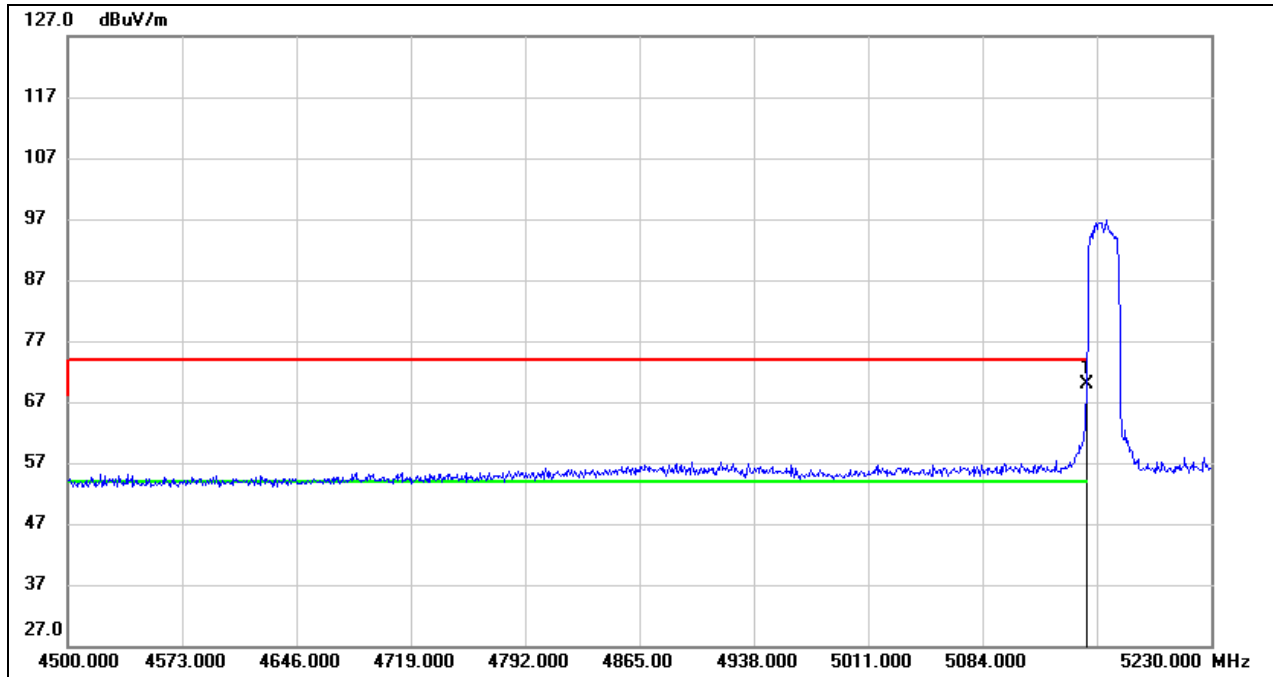
No.	Frequency (MHz)	Reading (dBuV)	Correct (dB/m)	Result (dBuV/m)	Limit (dBuV/m)	Margin (dB)	Remark
1	5150.000	15.77	40.21	55.98	74.00	-18.02	peak
2	5350.000	16.82	40.46	57.28	74.00	-16.72	peak

Test Mode:	SRD 10MHz AV	Frequency(MHz):	5245
Polarity:	Horizontal	Test Voltage:	DC 7.2 V



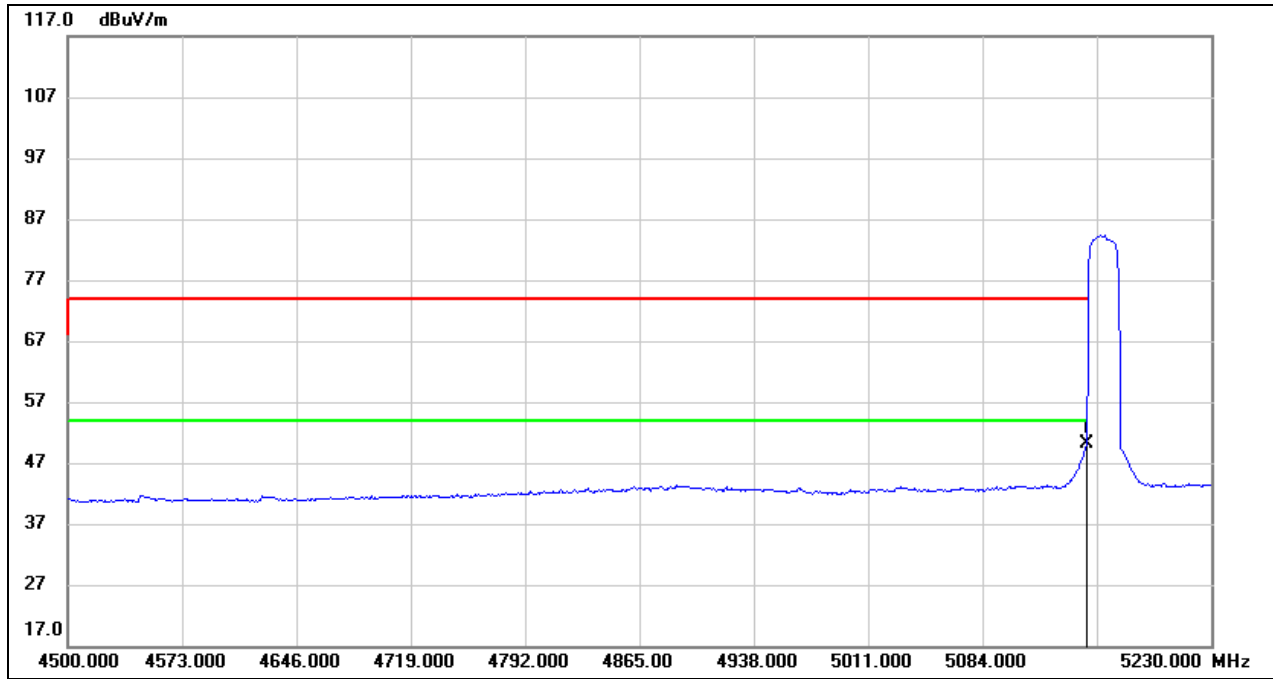
No.	Frequency (MHz)	Reading (dBuV)	Correct (dB/m)	Result (dBuV/m)	Limit (dBuV/m)	Margin (dB)	Remark
1	5150.000	3.21	40.21	43.42	54.00	-10.58	AVG
2	5350.000	4.30	40.46	44.76	54.00	-9.24	AVG

Test Mode:	SRD 20MHz PK	Frequency(MHz):	5161
Polarity:	Horizontal	Test Voltage:	DC 7.2 V



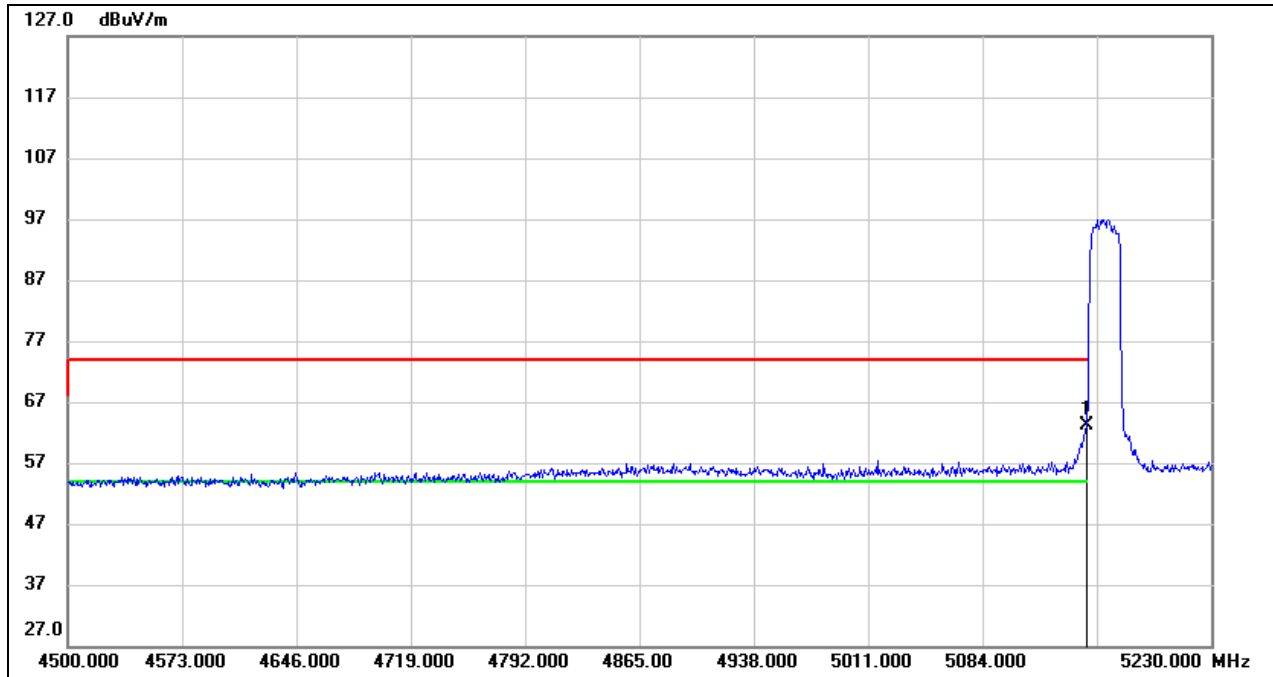
No.	Frequency (MHz)	Reading (dBuV)	Correct (dB/m)	Result (dBuV/m)	Limit (dBuV/m)	Margin (dB)	Remark
1	5150.000	29.79	40.21	70.00	74.00	-4.00	peak

Test Mode:	SRD 20MHz AV	Frequency(MHz):	5161
Polarity:	Horizontal	Test Voltage:	DC 7.2 V



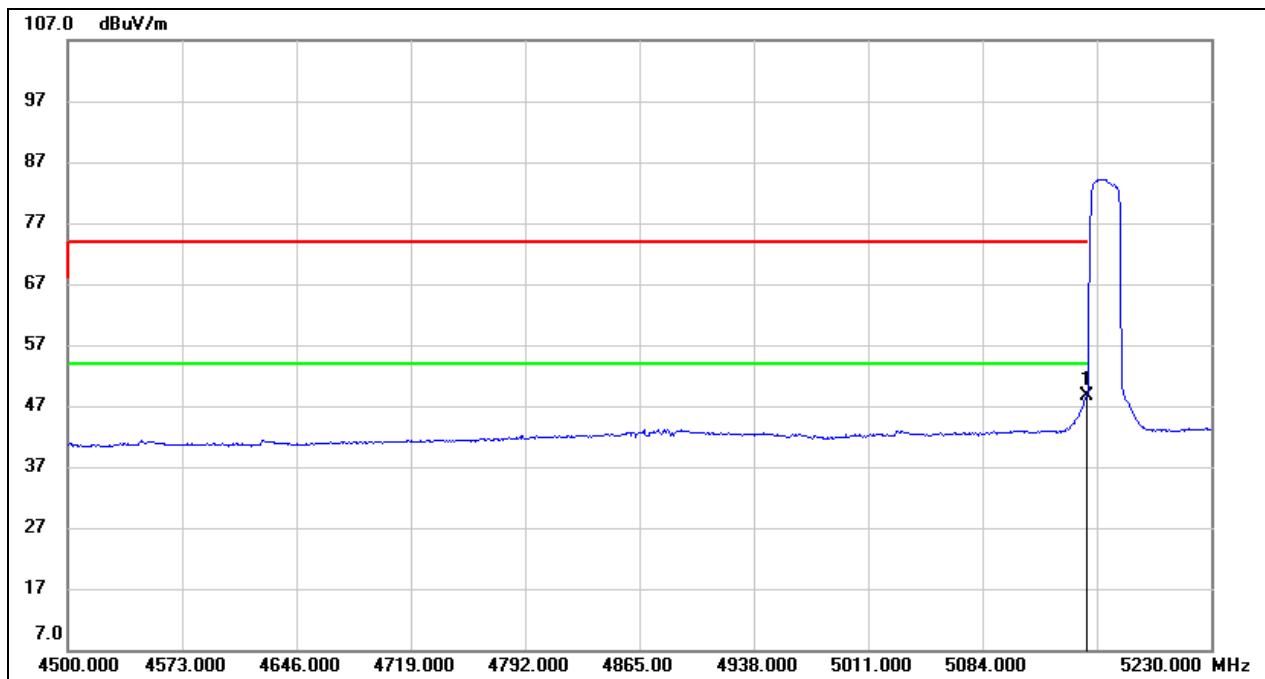
No.	Frequency (MHz)	Reading (dBuV)	Correct (dB/m)	Result (dBuV/m)	Limit (dBuV/m)	Margin (dB)	Remark
1	5150.000	9.93	40.21	50.14	54.00	-3.86	AVG

Test Mode:	SRD 20MHz PK	Frequency(MHz):	5162
Polarity:	Horizontal	Test Voltage:	DC 7.2 V



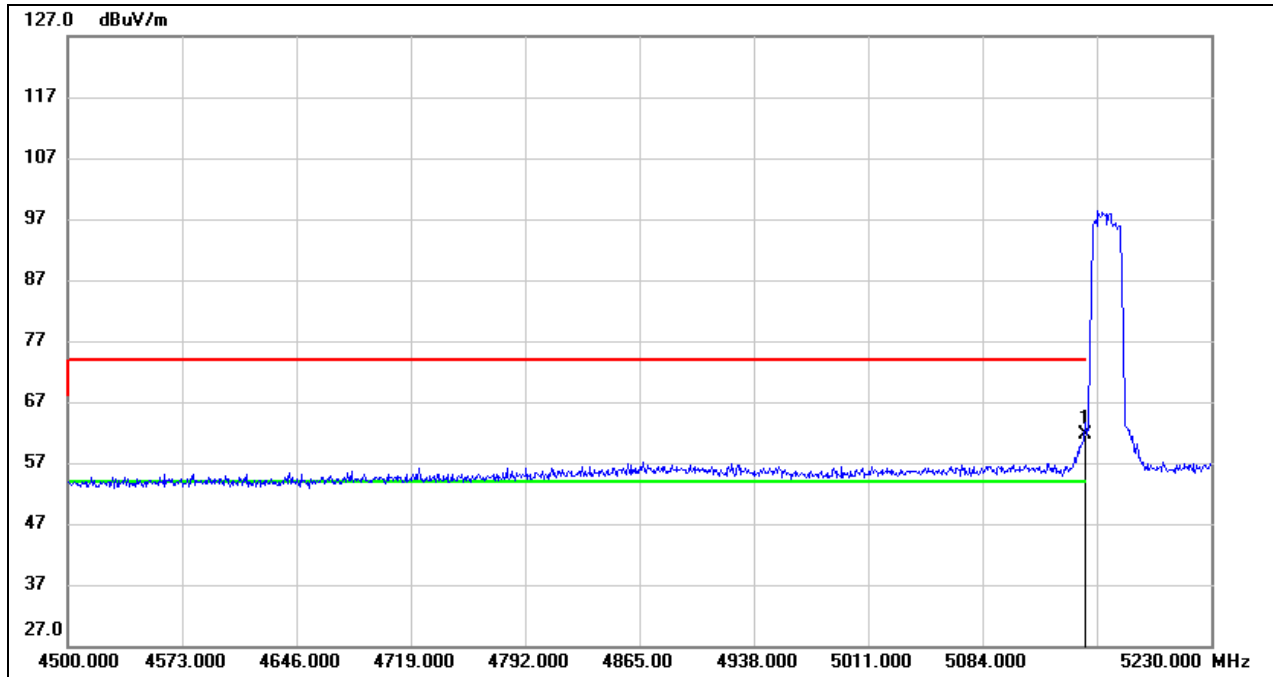
No.	Frequency (MHz)	Reading (dBuV)	Correct (dB/m)	Result (dBuV/m)	Limit (dBuV/m)	Margin (dB)	Remark
1	5150.000	22.84	40.21	63.05	74.00	-10.95	peak

Test Mode:	SRD 20MHz AV	Frequency(MHz):	5162
Polarity:	Horizontal	Test Voltage:	DC 7.2 V



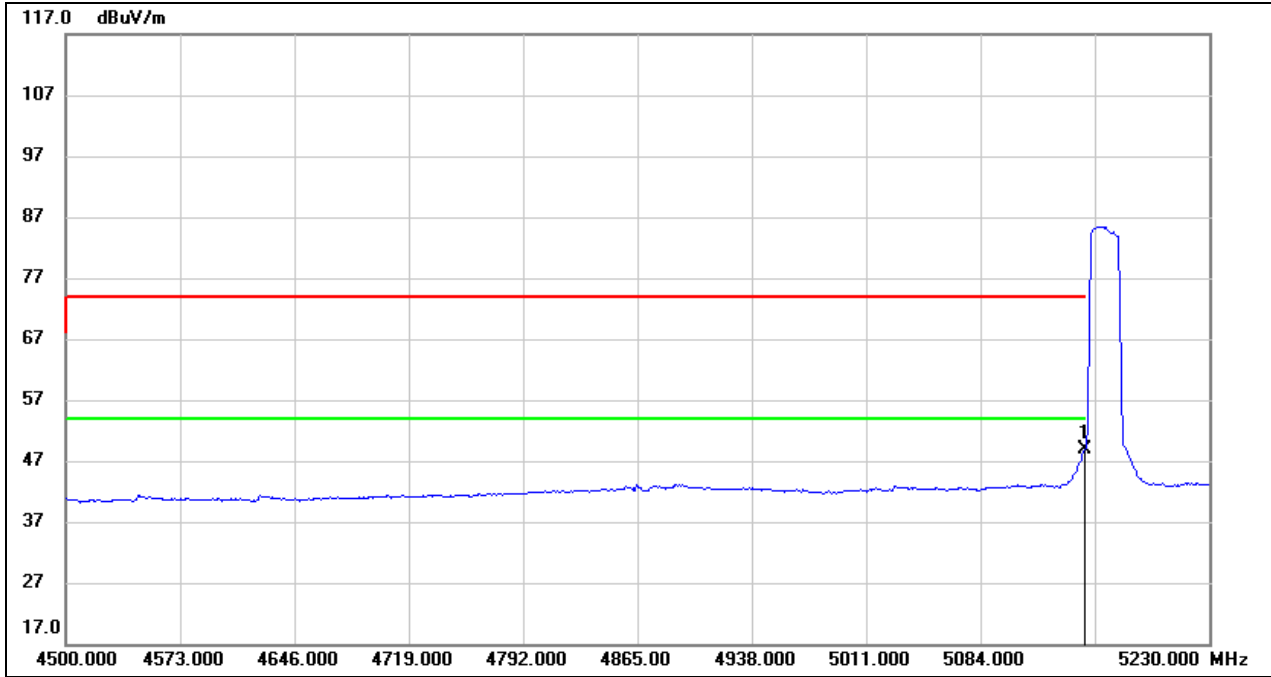
No.	Frequency (MHz)	Reading (dBuV)	Correct (dB/m)	Result (dBuV/m)	Limit (dBuV/m)	Margin (dB)	Remark
1	5150.000	8.31	40.21	48.52	54.00	-5.48	AVG

Test Mode:	SRD 20MHz PK	Frequency(MHz):	5163
Polarity:	Horizontal	Test Voltage:	DC 7.2 V



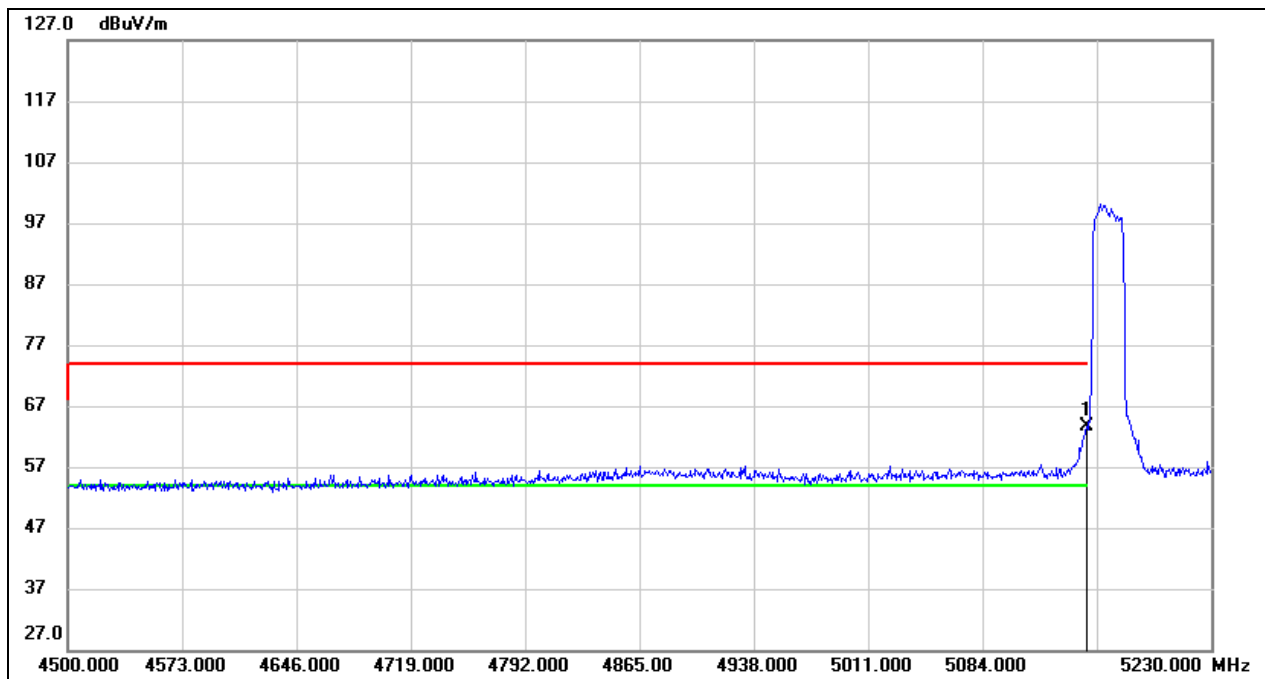
No.	Frequency (MHz)	Reading (dBuV)	Correct (dB/m)	Result (dBuV/m)	Limit (dBuV/m)	Margin (dB)	Remark
1	5150.000	21.31	40.21	61.52	74.00	-12.48	peak

Test Mode:	SRD 20MHz AV	Frequency(MHz):	5163
Polarity:	Horizontal	Test Voltage:	DC 7.2 V



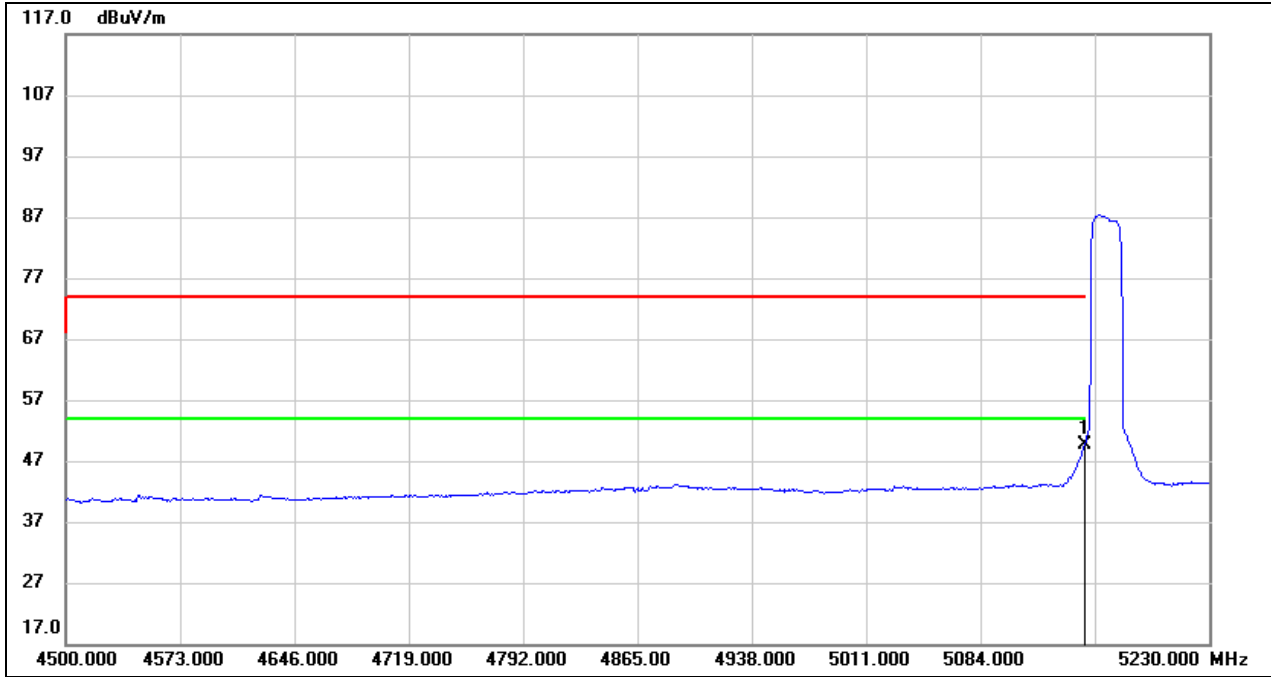
No.	Frequency (MHz)	Reading (dBuV)	Correct (dB/m)	Result (dBuV/m)	Limit (dBuV/m)	Margin (dB)	Remark
1	5150.000	8.60	40.21	48.81	54.00	-5.19	AVG

Test Mode:	SRD 20MHz PK	Frequency(MHz):	5164
Polarity:	Horizontal	Test Voltage:	DC 7.2 V



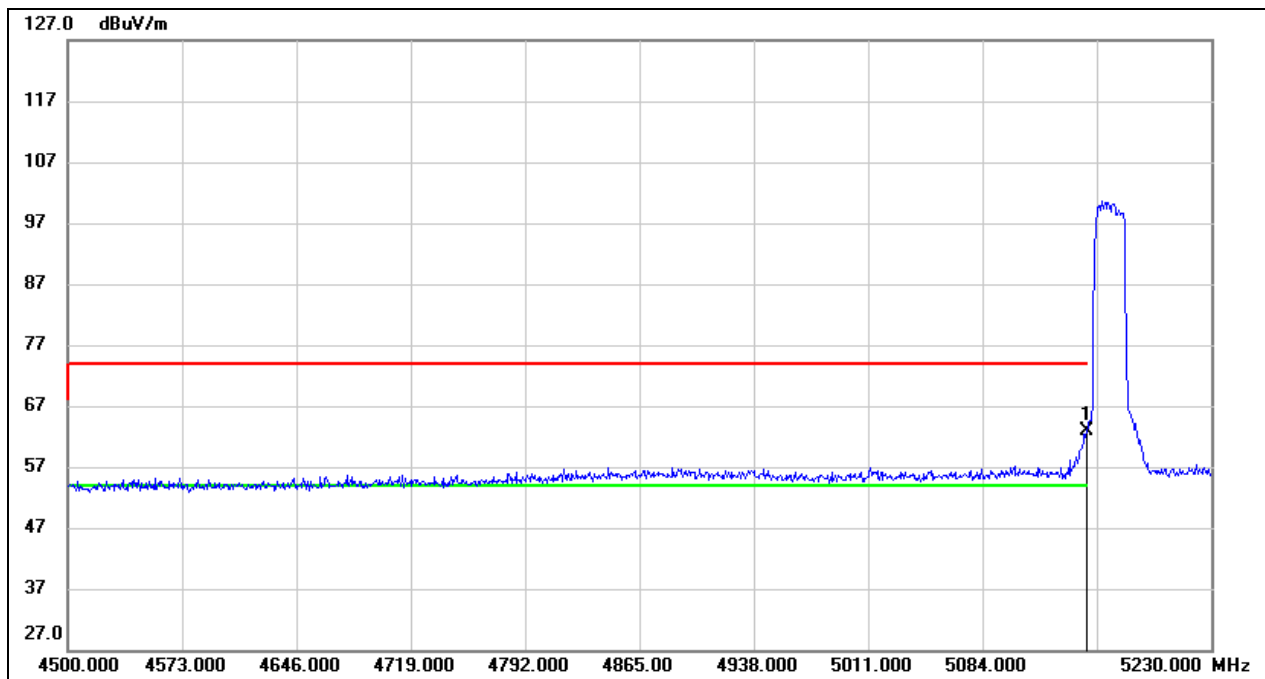
No.	Frequency (MHz)	Reading (dBuV)	Correct (dB/m)	Result (dBuV/m)	Limit (dBuV/m)	Margin (dB)	Remark
1	5150.000	23.33	40.21	63.54	74.00	-10.46	peak

Test Mode:	SRD 20MHz AV	Frequency(MHz):	5164
Polarity:	Horizontal	Test Voltage:	DC 7.2 V



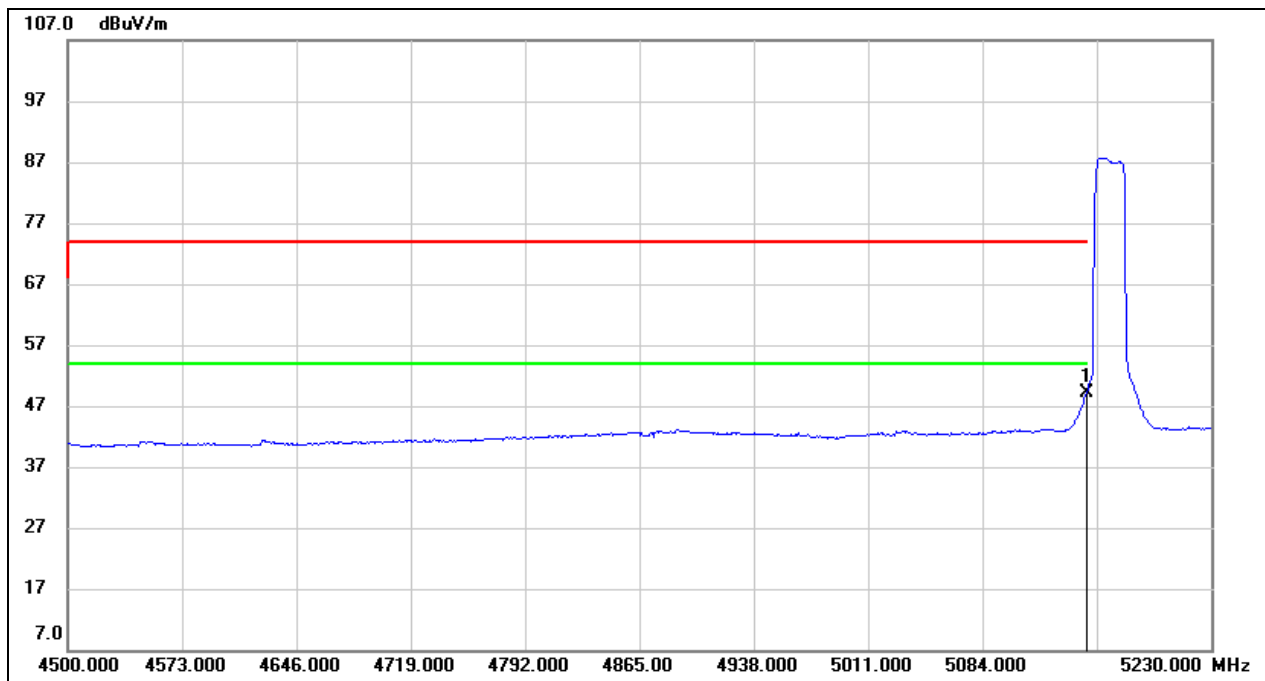
No.	Frequency (MHz)	Reading (dBuV)	Correct (dB/m)	Result (dBuV/m)	Limit (dBuV/m)	Margin (dB)	Remark
1	5150.000	9.53	40.21	49.74	54.00	-4.26	AVG

Test Mode:	SRD 20MHz PK	Frequency(MHz):	5165
Polarity:	Horizontal	Test Voltage:	DC 7.2 V



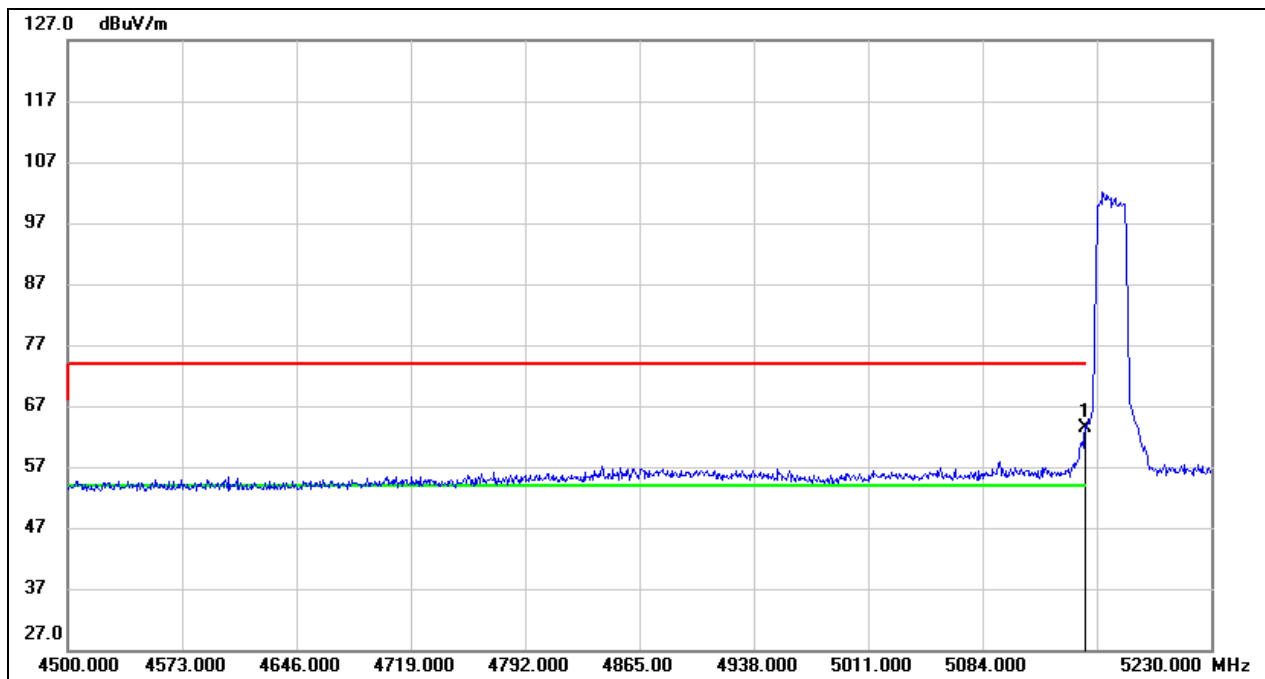
No.	Frequency (MHz)	Reading (dBuV)	Correct (dB/m)	Result (dBuV/m)	Limit (dBuV/m)	Margin (dB)	Remark
1	5150.000	22.60	40.21	62.81	74.00	-11.19	peak

Test Mode:	SRD 20MHz AV	Frequency(MHz):	5165
Polarity:	Horizontal	Test Voltage:	DC 7.2 V



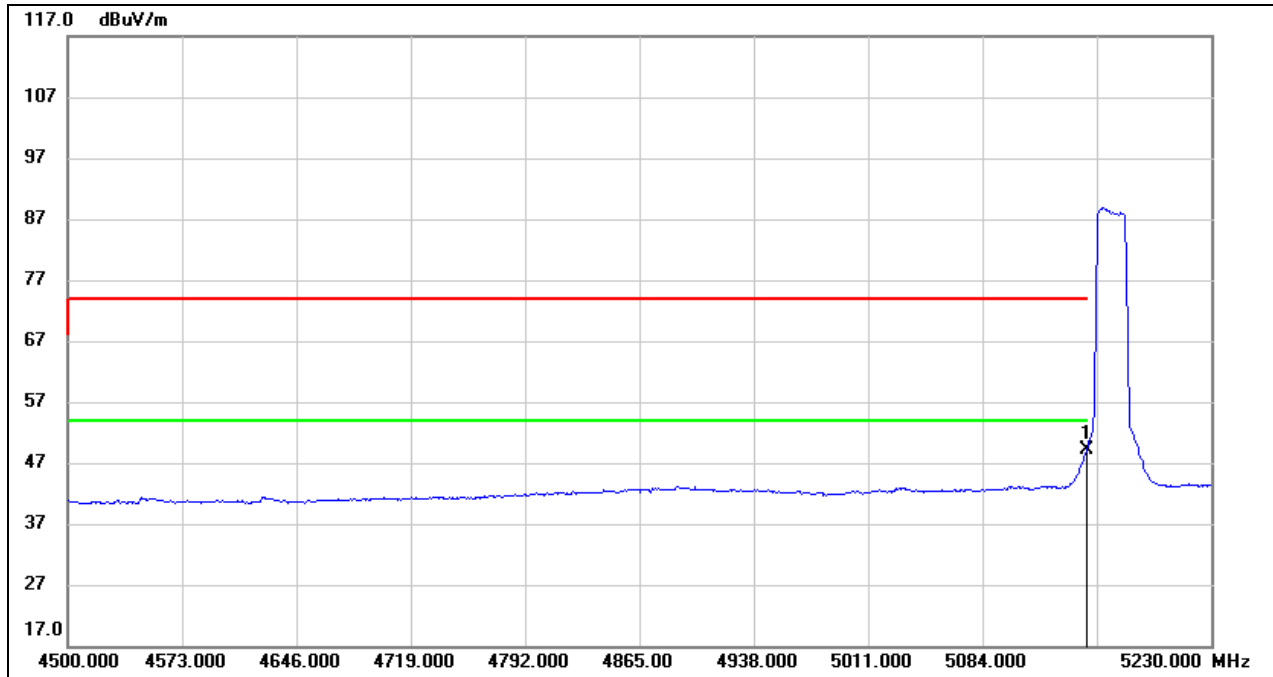
No.	Frequency (MHz)	Reading (dBuV)	Correct (dB/m)	Result (dBuV/m)	Limit (dBuV/m)	Margin (dB)	Remark
1	5150.000	9.01	40.21	49.22	54.00	-4.78	AVG

Test Mode:	SRD 20MHz PK	Frequency(MHz):	5166
Polarity:	Horizontal	Test Voltage:	DC 7.2 V



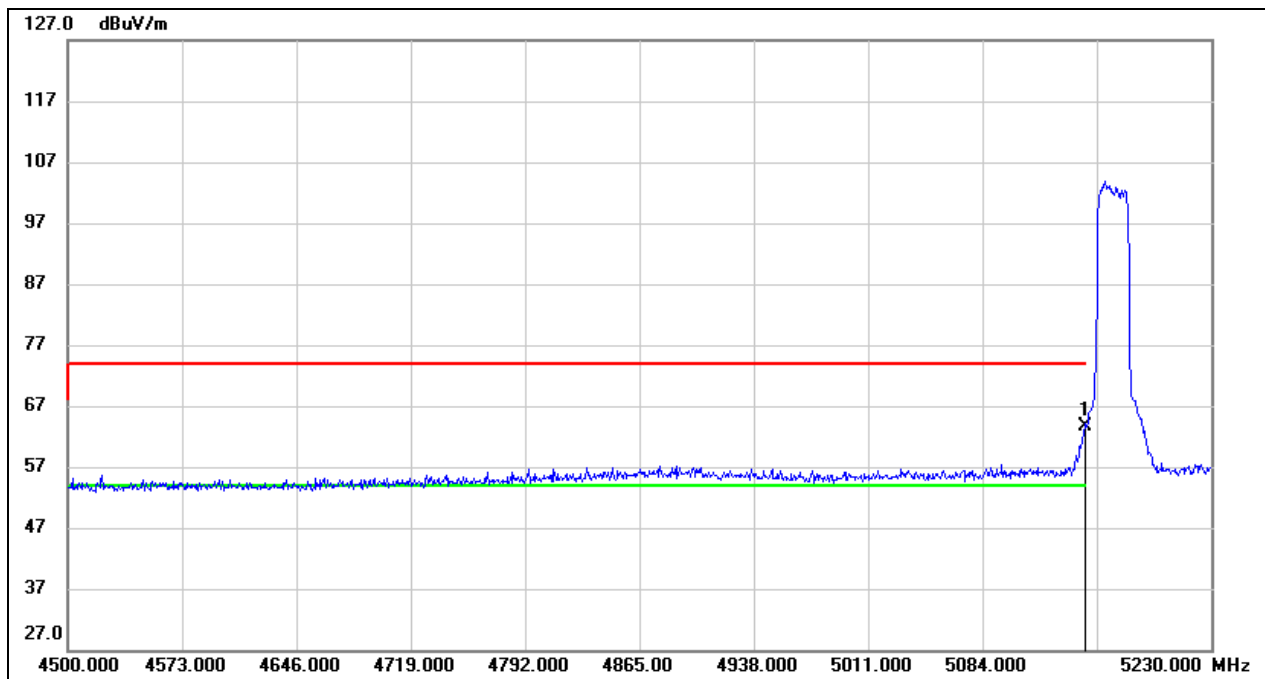
No.	Frequency (MHz)	Reading (dBuV)	Correct (dB/m)	Result (dBuV/m)	Limit (dBuV/m)	Margin (dB)	Remark
1	5150.000	23.05	40.21	63.26	74.00	-10.74	peak

Test Mode:	SRD 20MHz AV	Frequency(MHz):	5166
Polarity:	Horizontal	Test Voltage:	DC 7.2 V



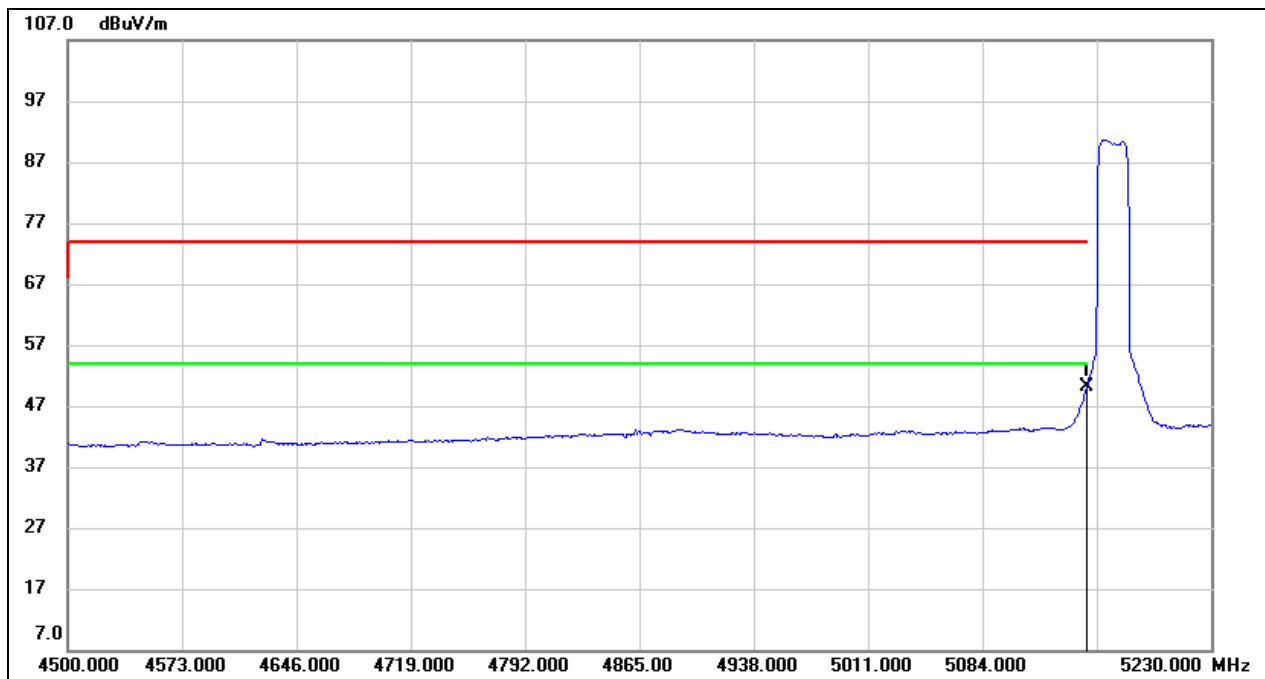
No.	Frequency (MHz)	Reading (dBuV)	Correct (dB/m)	Result (dBuV/m)	Limit (dBuV/m)	Margin (dB)	Remark
1	5150.000	9.00	40.21	49.21	54.00	-4.79	AVG

Test Mode:	SRD 20MHz PK	Frequency(MHz):	5167
Polarity:	Horizontal	Test Voltage:	DC 7.2 V



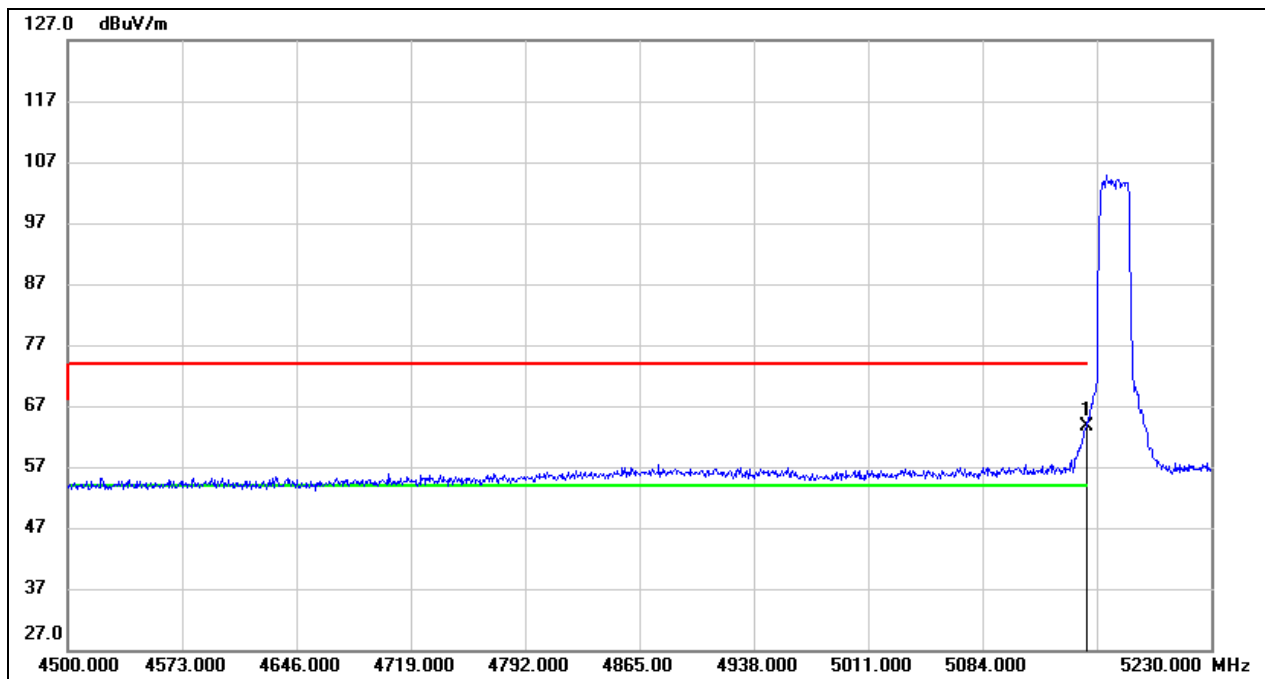
No.	Frequency (MHz)	Reading (dBuV)	Correct (dB/m)	Result (dBuV/m)	Limit (dBuV/m)	Margin (dB)	Remark
1	5150.000	23.48	40.21	63.69	74.00	-10.31	peak

Test Mode:	SRD 20MHz AV	Frequency(MHz):	5167
Polarity:	Horizontal	Test Voltage:	DC 7.2 V



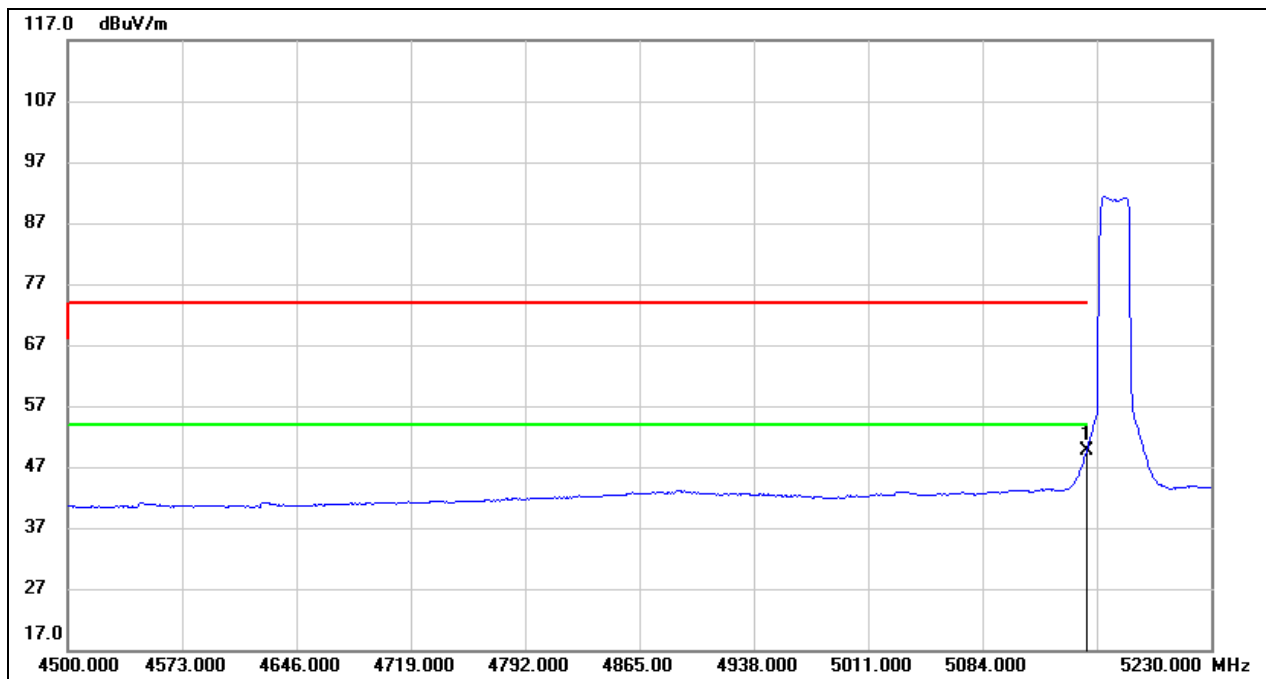
No.	Frequency (MHz)	Reading (dBuV)	Correct (dB/m)	Result (dBuV/m)	Limit (dBuV/m)	Margin (dB)	Remark
1	5150.000	9.93	40.21	50.14	54.00	-3.86	AVG

Test Mode:	SRD 20MHz PK	Frequency(MHz):	5168
Polarity:	Horizontal	Test Voltage:	DC 7.2 V



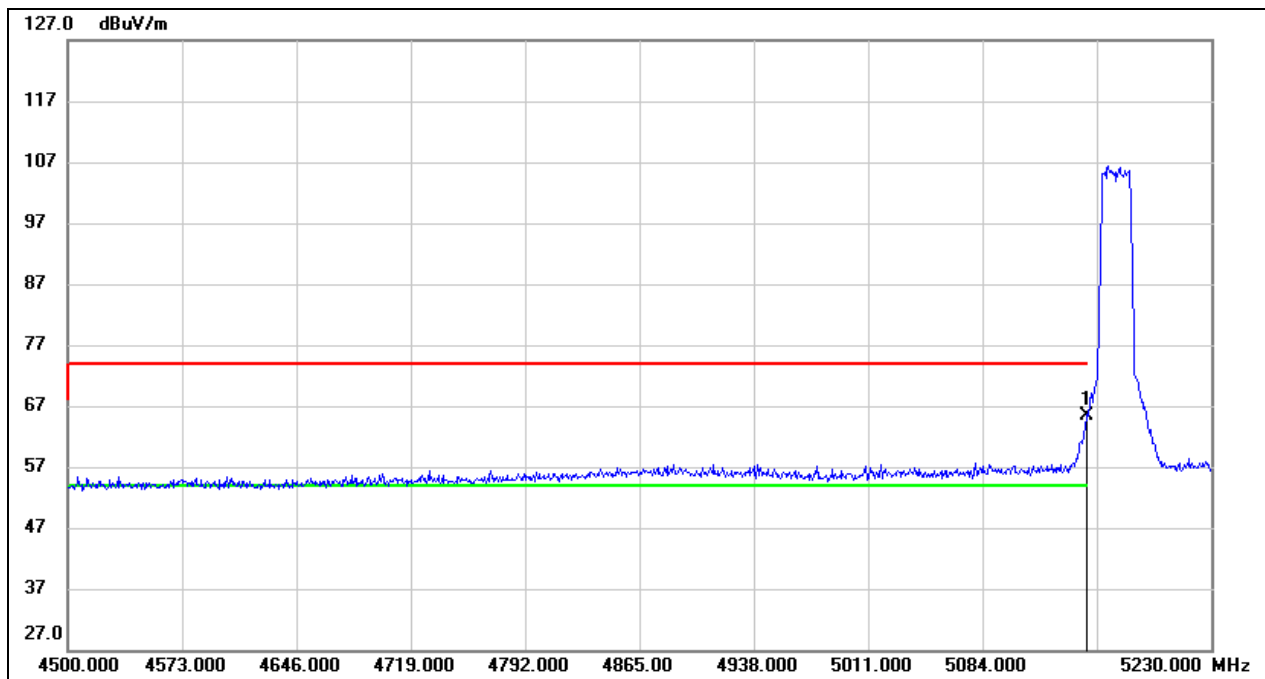
No.	Frequency (MHz)	Reading (dBuV)	Correct (dB/m)	Result (dBuV/m)	Limit (dBuV/m)	Margin (dB)	Remark
1	5150.000	23.31	40.21	63.52	74.00	-10.48	peak

Test Mode:	SRD 20MHz AV	Frequency(MHz):	5168
Polarity:	Horizontal	Test Voltage:	DC 7.2 V



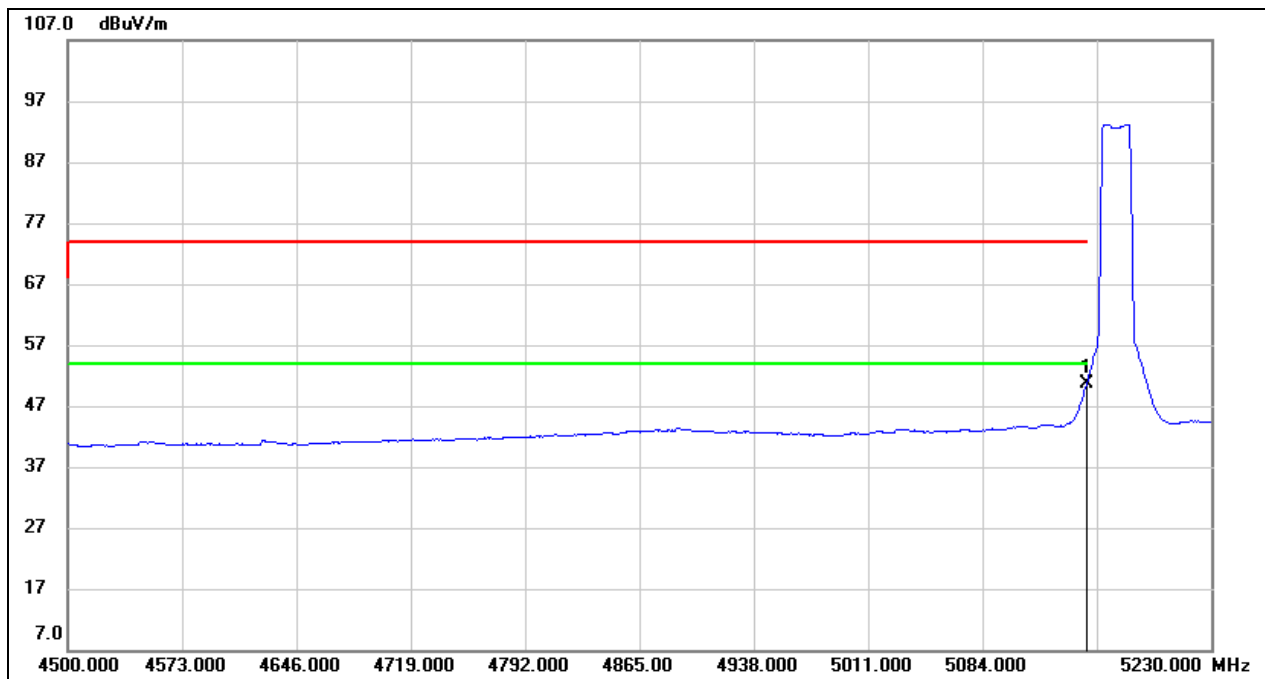
No.	Frequency (MHz)	Reading (dBuV)	Correct (dB/m)	Result (dBuV/m)	Limit (dBuV/m)	Margin (dB)	Remark
1	5150.000	9.37	40.21	49.58	54.00	-4.42	AVG

Test Mode:	SRD 20MHz PK	Frequency(MHz):	5169
Polarity:	Horizontal	Test Voltage:	DC 7.2 V



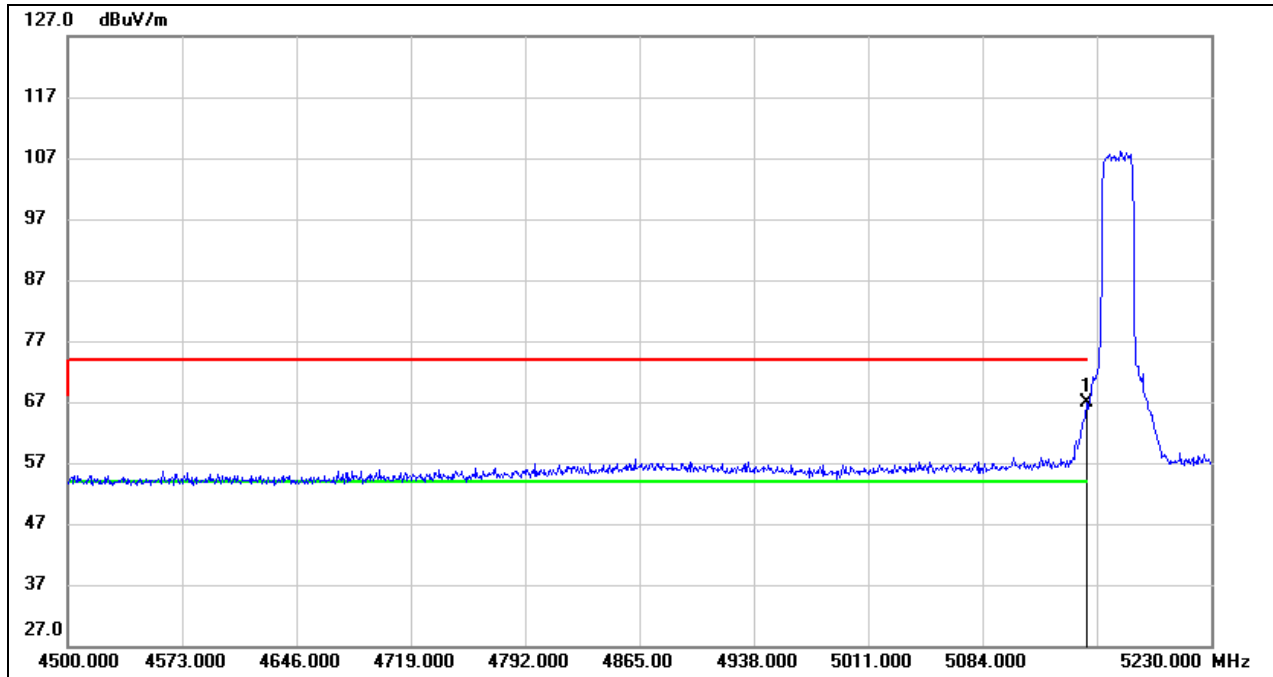
No.	Frequency (MHz)	Reading (dBuV)	Correct (dB/m)	Result (dBuV/m)	Limit (dBuV/m)	Margin (dB)	Remark
1	5150.000	25.12	40.21	65.33	74.00	-8.67	peak

Test Mode:	SRD 20MHz AV	Frequency(MHz):	5169
Polarity:	Horizontal	Test Voltage:	DC 7.2 V



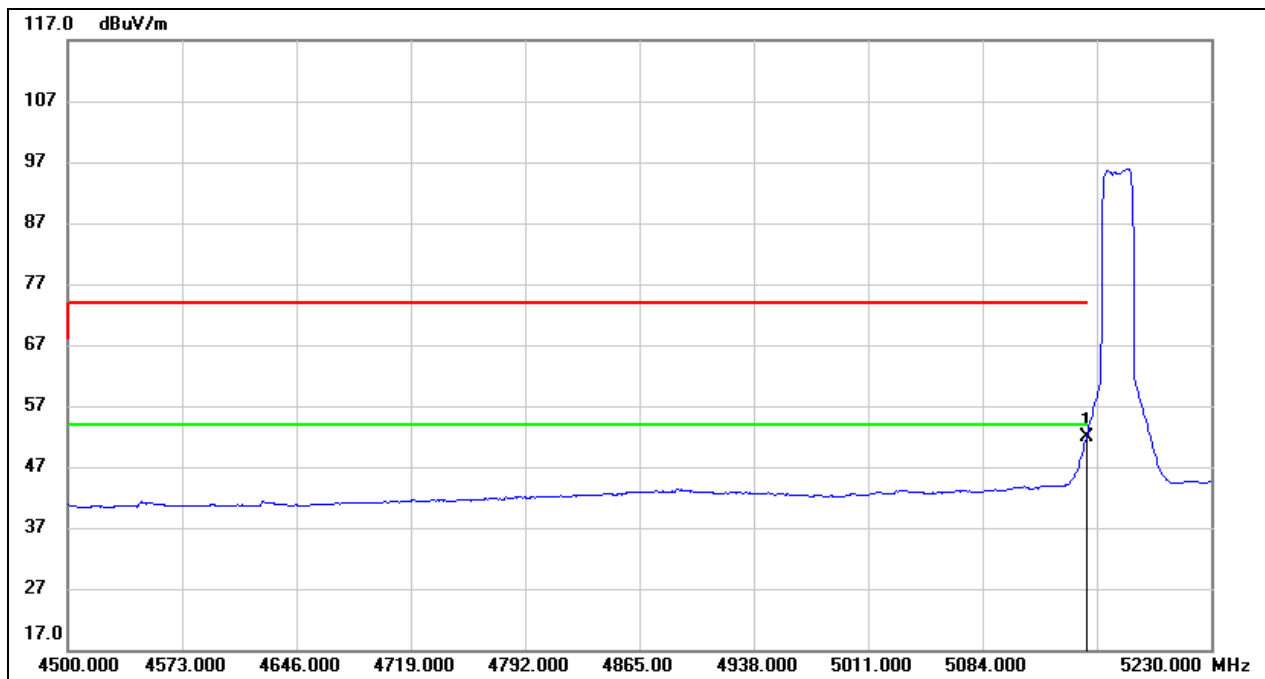
No.	Frequency (MHz)	Reading (dBuV)	Correct (dB/m)	Result (dBuV/m)	Limit (dBuV/m)	Margin (dB)	Remark
1	5150.000	10.33	40.21	50.54	54.00	-3.46	AVG

Test Mode:	SRD 20MHz PK	Frequency(MHz):	5170
Polarity:	Horizontal	Test Voltage:	DC 7.2 V



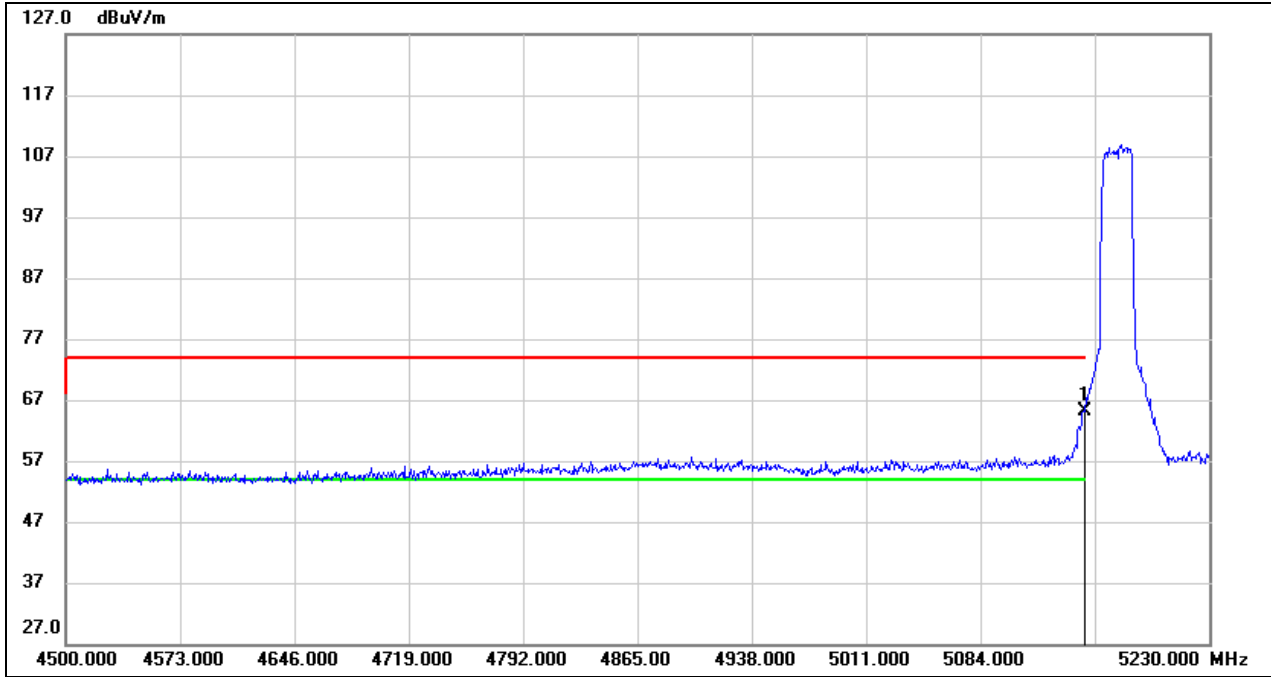
No.	Frequency (MHz)	Reading (dBuV)	Correct (dB/m)	Result (dBuV/m)	Limit (dBuV/m)	Margin (dB)	Remark
1	5150.000	26.76	40.21	66.97	74.00	-7.03	peak

Test Mode:	SRD 20MHz AV	Frequency(MHz):	5170
Polarity:	Horizontal	Test Voltage:	DC 7.2 V



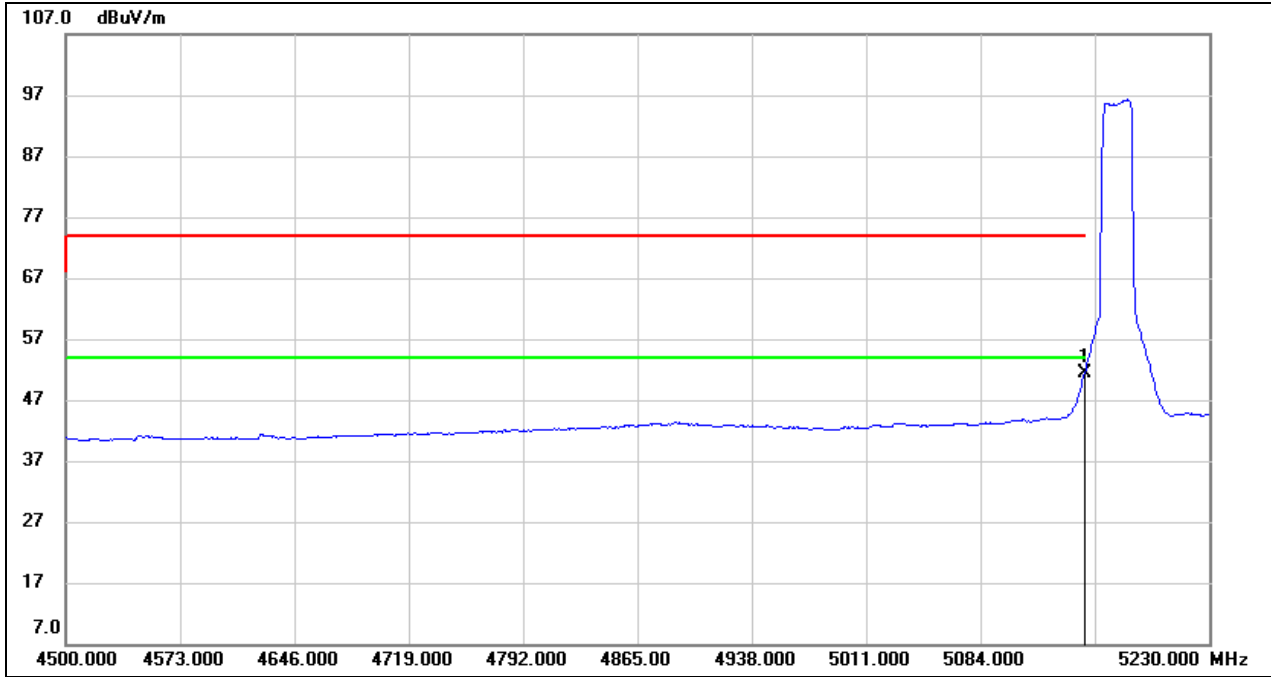
No.	Frequency (MHz)	Reading (dBuV)	Correct (dB/m)	Result (dBuV/m)	Limit (dBuV/m)	Margin (dB)	Remark
1	5150.000	11.76	40.21	51.97	54.00	-2.03	AVG

Test Mode:	SRD 20MHz PK	Frequency(MHz):	5171
Polarity:	Horizontal	Test Voltage:	DC 7.2 V



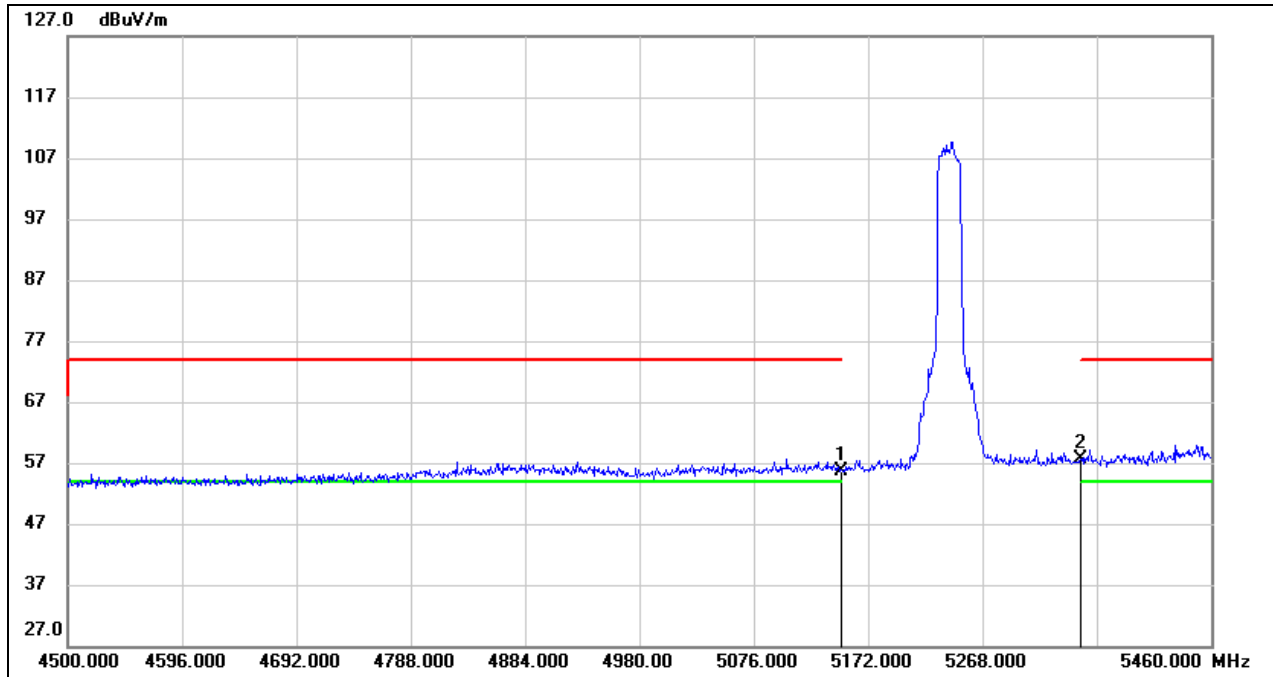
No.	Frequency (MHz)	Reading (dBuV)	Correct (dB/m)	Result (dBuV/m)	Limit (dBuV/m)	Margin (dB)	Remark
1	5150.000	25.04	40.21	65.25	74.00	-8.75	peak

Test Mode:	SRD 20MHz AV	Frequency(MHz):	5171
Polarity:	Horizontal	Test Voltage:	DC 7.2 V



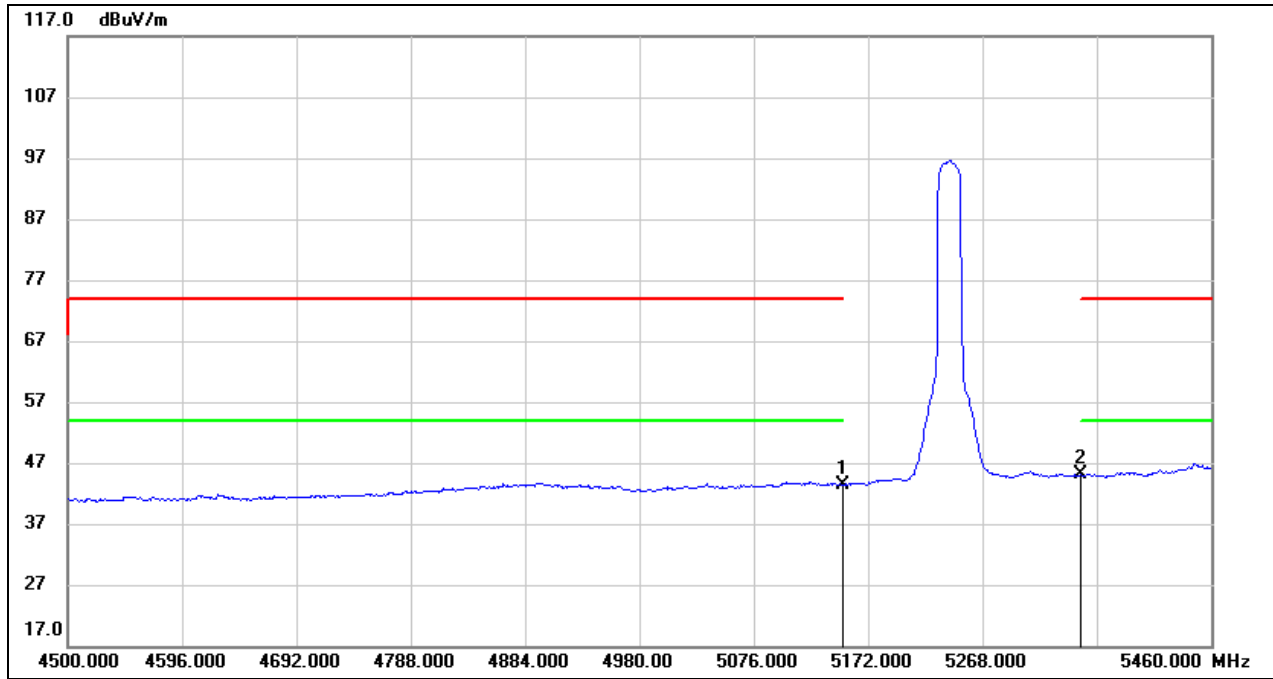
No.	Frequency (MHz)	Reading (dBuV)	Correct (dB/m)	Result (dBuV/m)	Limit (dBuV/m)	Margin (dB)	Remark
1	5150.000	11.22	40.21	51.43	54.00	-2.57	AVG

Test Mode:	SRD 20MHz PK	Frequency(MHz):	5240
Polarity:	Horizontal	Test Voltage:	DC 7.2 V



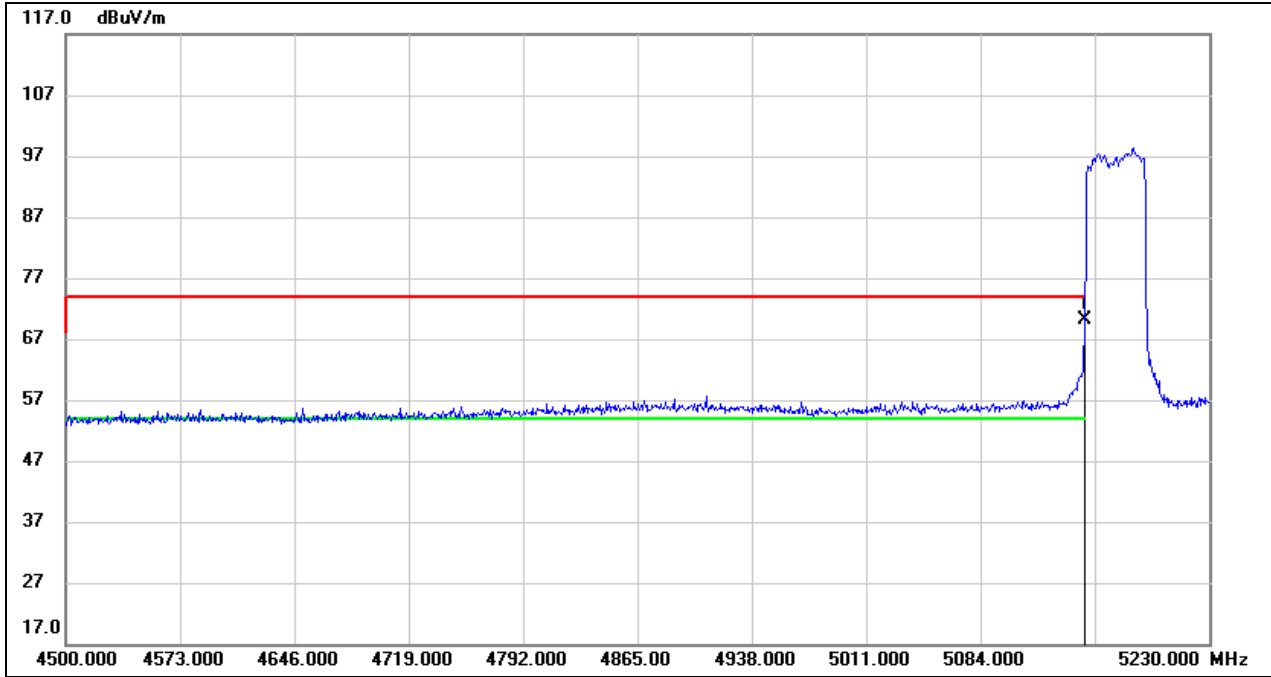
No.	Frequency (MHz)	Reading (dBuV)	Correct (dB/m)	Result (dBuV/m)	Limit (dBuV/m)	Margin (dB)	Remark
1	5150.000	15.45	40.21	55.66	74.00	-18.34	peak
2	5350.000	17.15	40.46	57.61	74.00	-16.39	peak

Test Mode:	SRD 20MHz AV	Frequency(MHz):	5240
Polarity:	Horizontal	Test Voltage:	DC 7.2 V



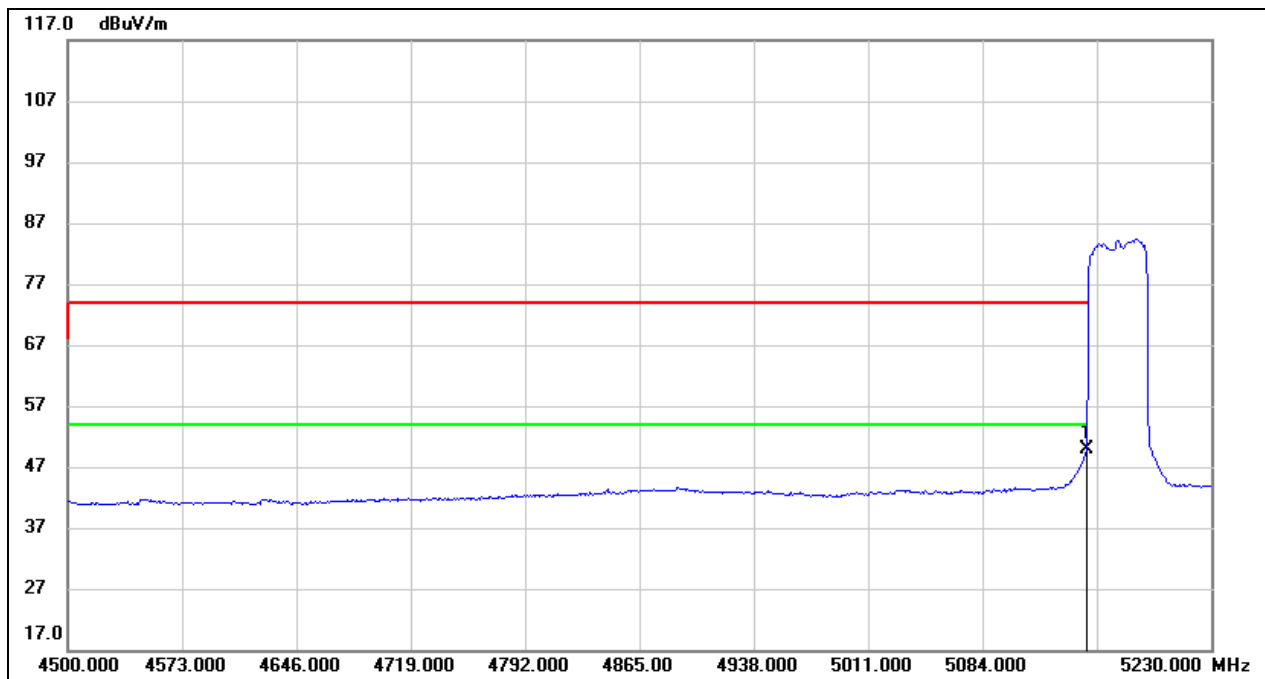
No.	Frequency (MHz)	Reading (dBuV)	Correct (dB/m)	Result (dBuV/m)	Limit (dBuV/m)	Margin (dB)	Remark
1	5150.000	3.16	40.21	43.37	54.00	-10.63	AVG
2	5350.000	4.59	40.46	45.05	54.00	-8.95	AVG

Test Mode:	SRD 40MHz PK	Frequency(MHz):	5170
Polarity:	Horizontal	Test Voltage:	DC 7.2 V



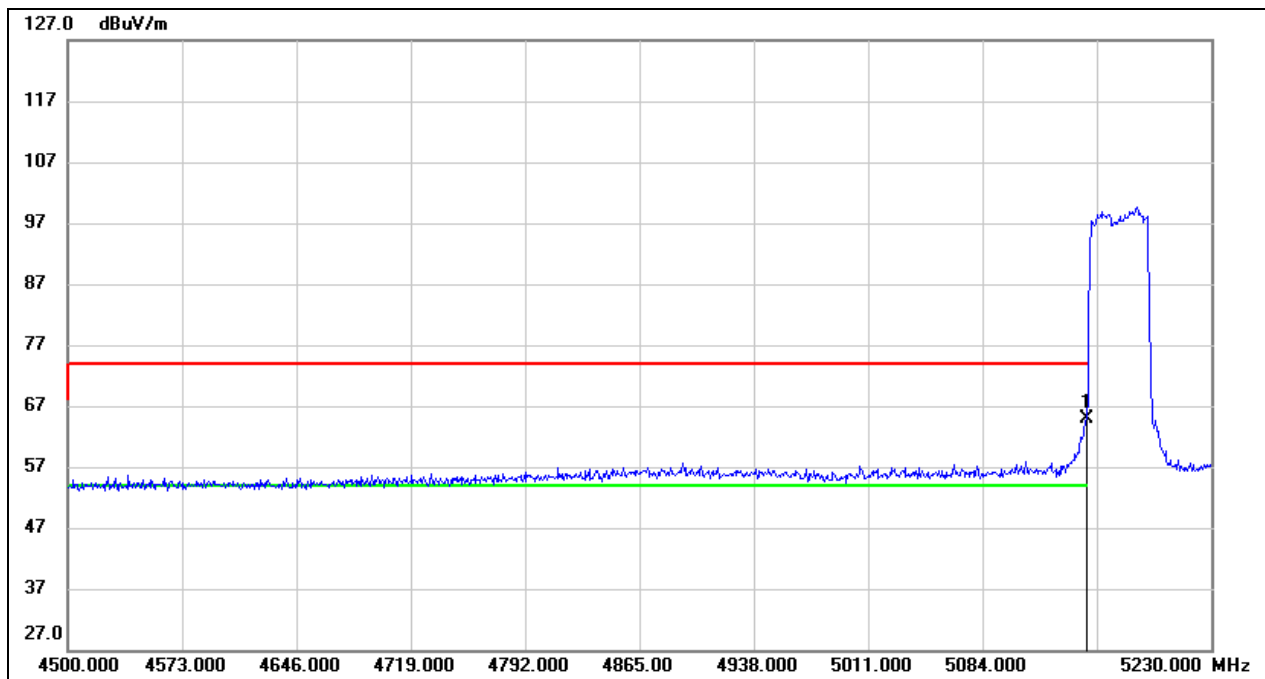
No.	Frequency (MHz)	Reading (dBuV)	Correct (dB/m)	Result (dBuV/m)	Limit (dBuV/m)	Margin (dB)	Remark
1	5150.000	29.96	40.21	70.17	74.00	-3.83	peak

Test Mode:	SRD 40MHz AV	Frequency(MHz):	5170
Polarity:	Horizontal	Test Voltage:	DC 7.2 V



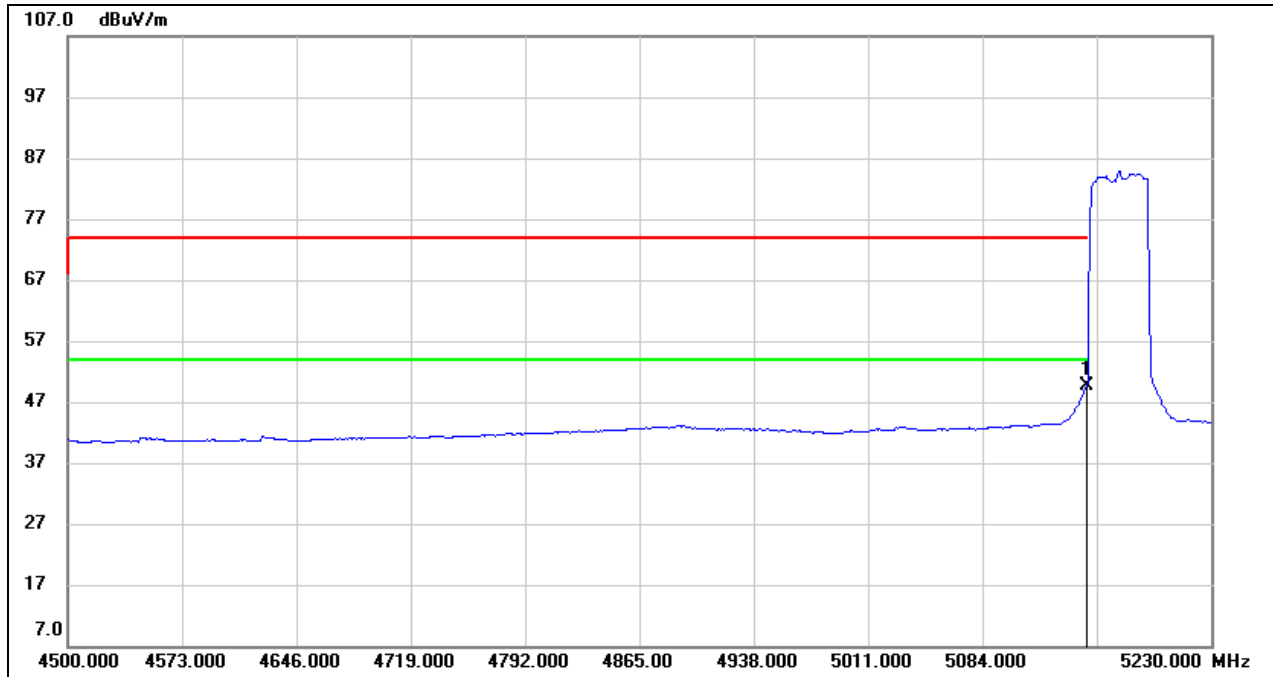
No.	Frequency (MHz)	Reading (dBuV)	Correct (dB/m)	Result (dBuV/m)	Limit (dBuV/m)	Margin (dB)	Remark
1	5150.000	9.77	40.21	49.98	54.00	-4.02	AVG

Test Mode:	SRD 40MHz PK	Frequency(MHz):	5171
Polarity:	Horizontal	Test Voltage:	DC 7.2 V



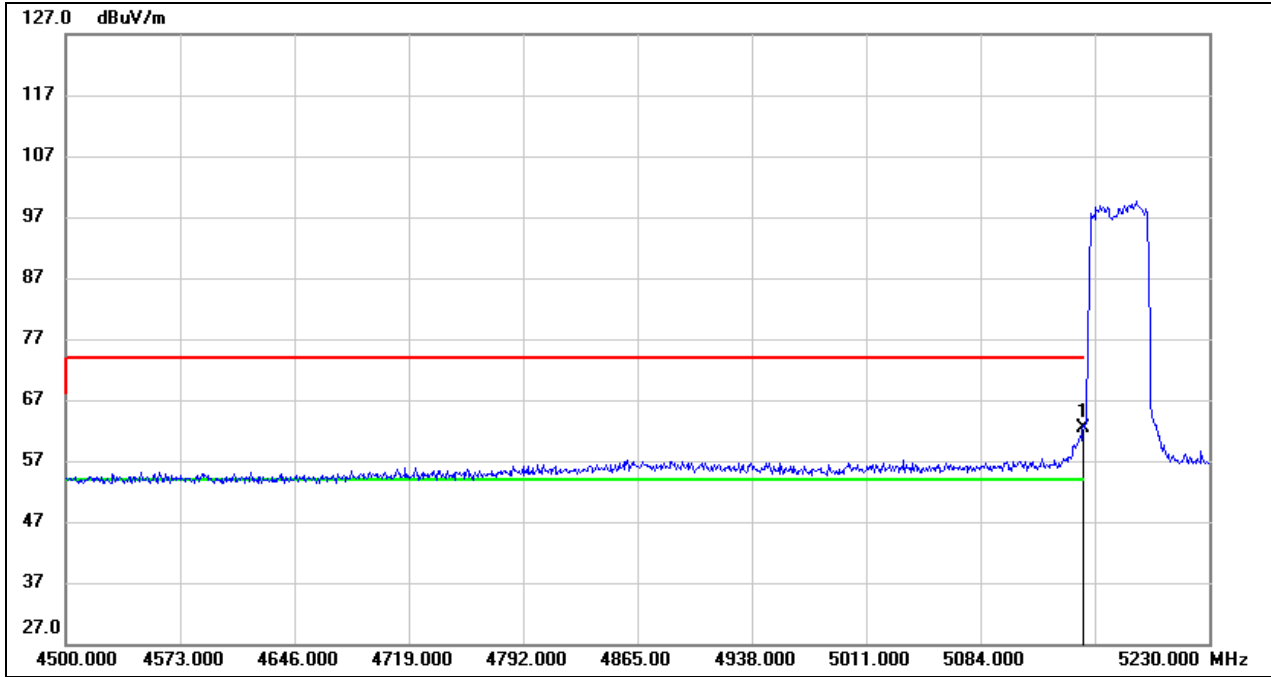
No.	Frequency (MHz)	Reading (dBuV)	Correct (dB/m)	Result (dBuV/m)	Limit (dBuV/m)	Margin (dB)	Remark
1	5150.000	24.65	40.21	64.86	74.00	-9.14	peak

Test Mode:	SRD 40MHz AV	Frequency(MHz):	5171
Polarity:	Horizontal	Test Voltage:	DC 7.2 V



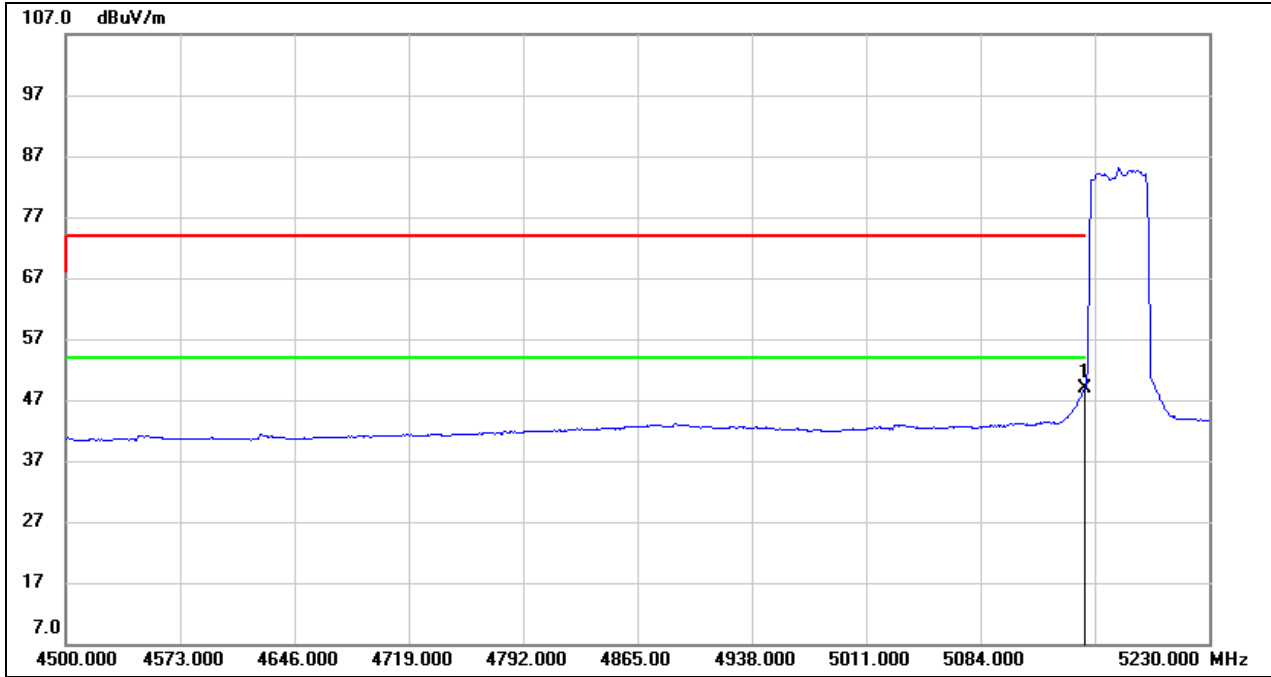
No.	Frequency (MHz)	Reading (dBuV)	Correct (dB/m)	Result (dBuV/m)	Limit (dBuV/m)	Margin (dB)	Remark
1	5150.000	9.33	40.21	49.54	54.00	-4.46	AVG

Test Mode:	SRD 40MHz PK	Frequency(MHz):	5172
Polarity:	Horizontal	Test Voltage:	DC 7.2 V



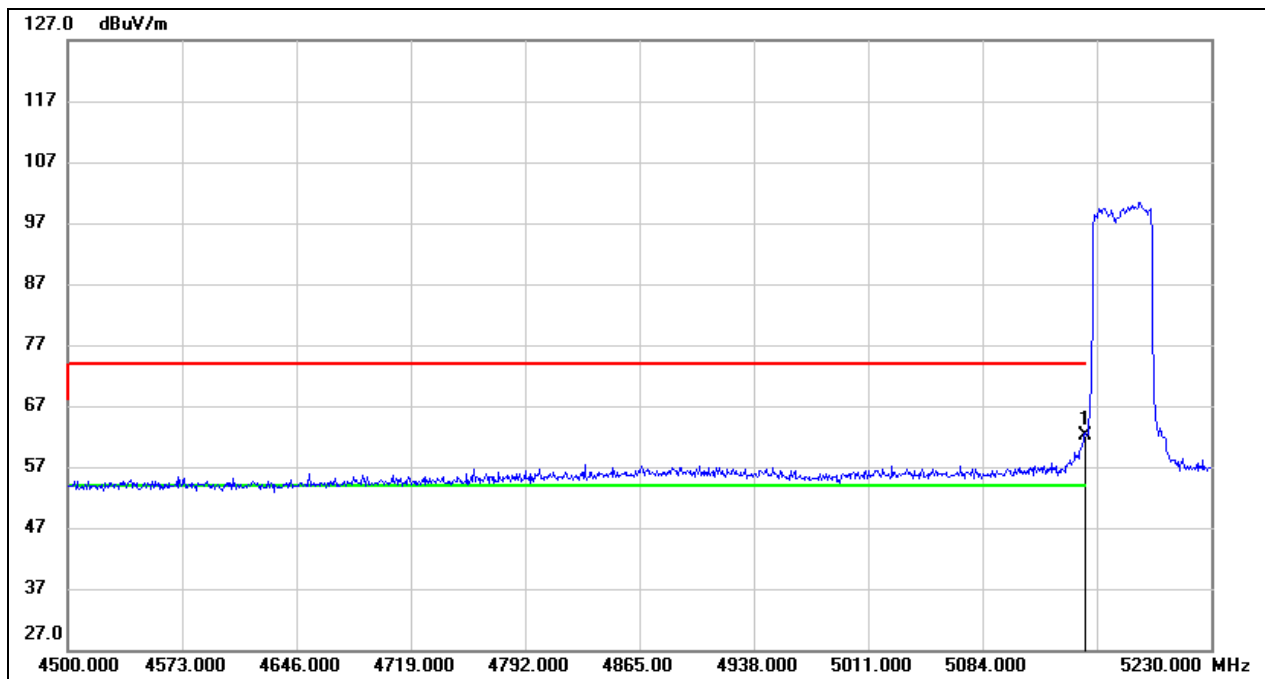
No.	Frequency (MHz)	Reading (dBuV)	Correct (dB/m)	Result (dBuV/m)	Limit (dBuV/m)	Margin (dB)	Remark
1	5150.000	22.16	40.21	62.37	74.00	-11.63	peak

Test Mode:	SRD 40MHz AV	Frequency(MHz):	5172
Polarity:	Horizontal	Test Voltage:	DC 7.2 V



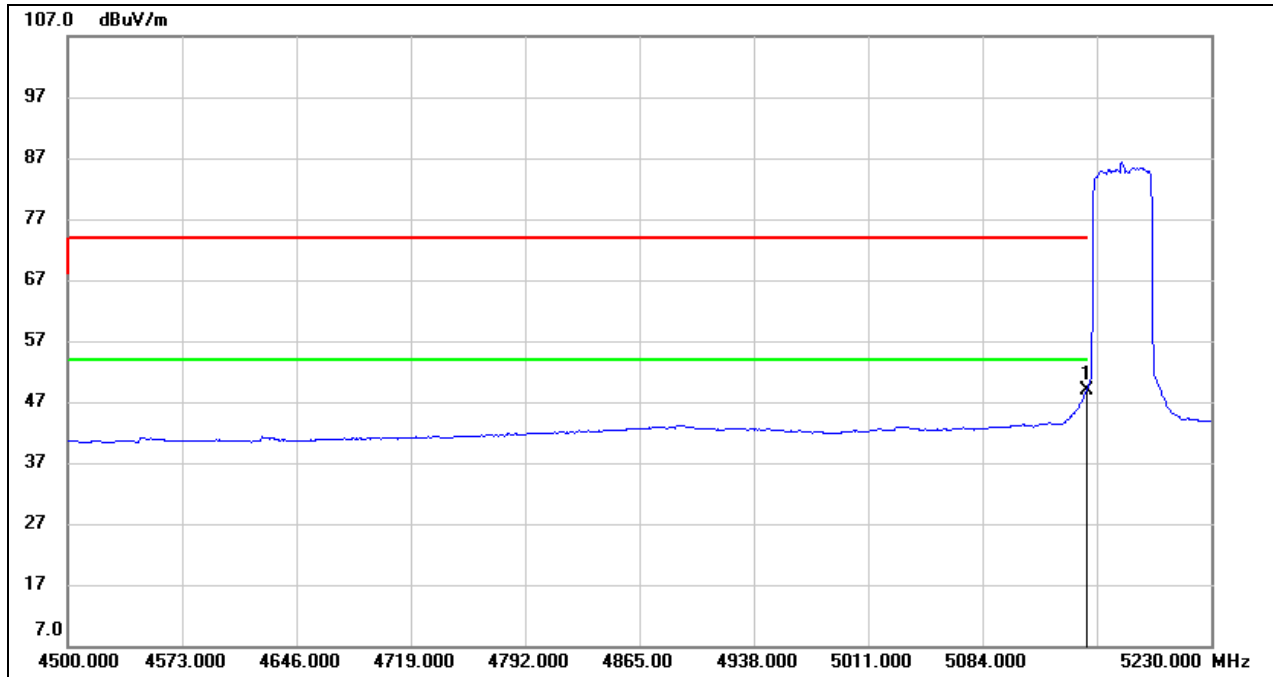
No.	Frequency (MHz)	Reading (dBuV)	Correct (dB/m)	Result (dBuV/m)	Limit (dBuV/m)	Margin (dB)	Remark
1	5150.000	8.56	40.21	48.77	54.00	-5.23	AVG

Test Mode:	SRD 40MHz PK	Frequency(MHz):	5173
Polarity:	Horizontal	Test Voltage:	DC 7.2 V



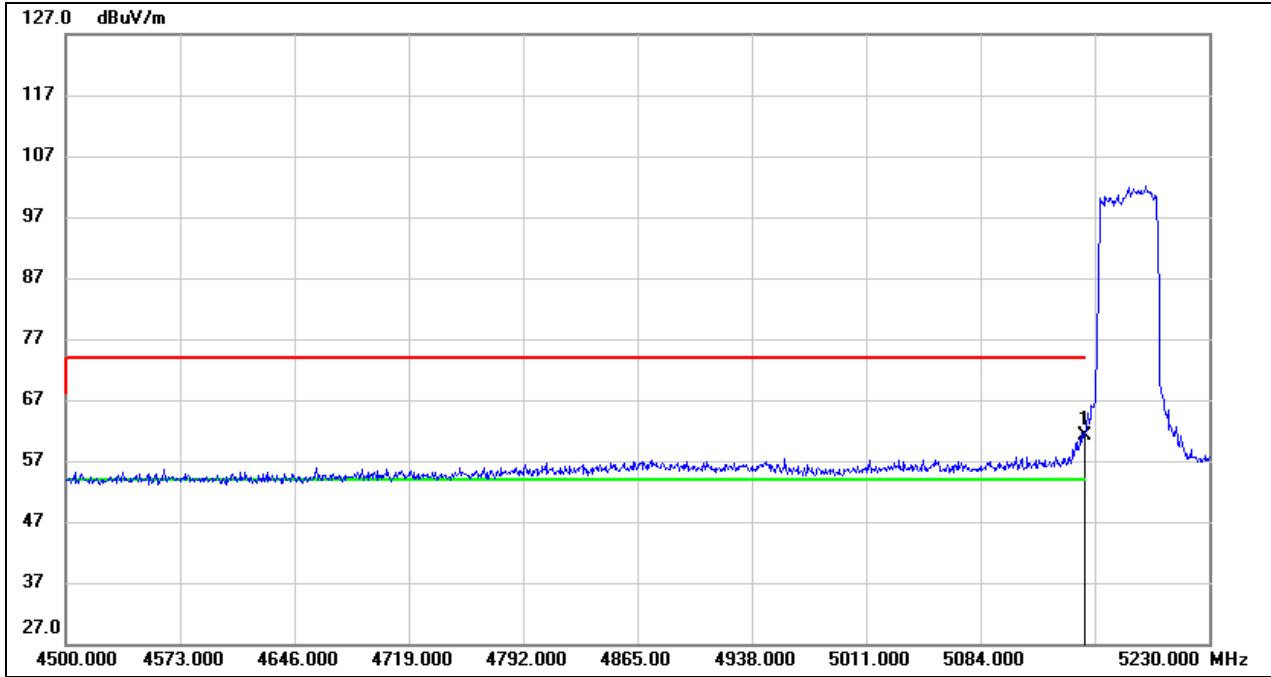
No.	Frequency (MHz)	Reading (dBuV)	Correct (dB/m)	Result (dBuV/m)	Limit (dBuV/m)	Margin (dB)	Remark
1	5150.000	21.89	40.21	62.10	74.00	-11.90	peak

Test Mode:	SRD 40MHz AV	Frequency(MHz):	5173
Polarity:	Horizontal	Test Voltage:	DC 7.2 V



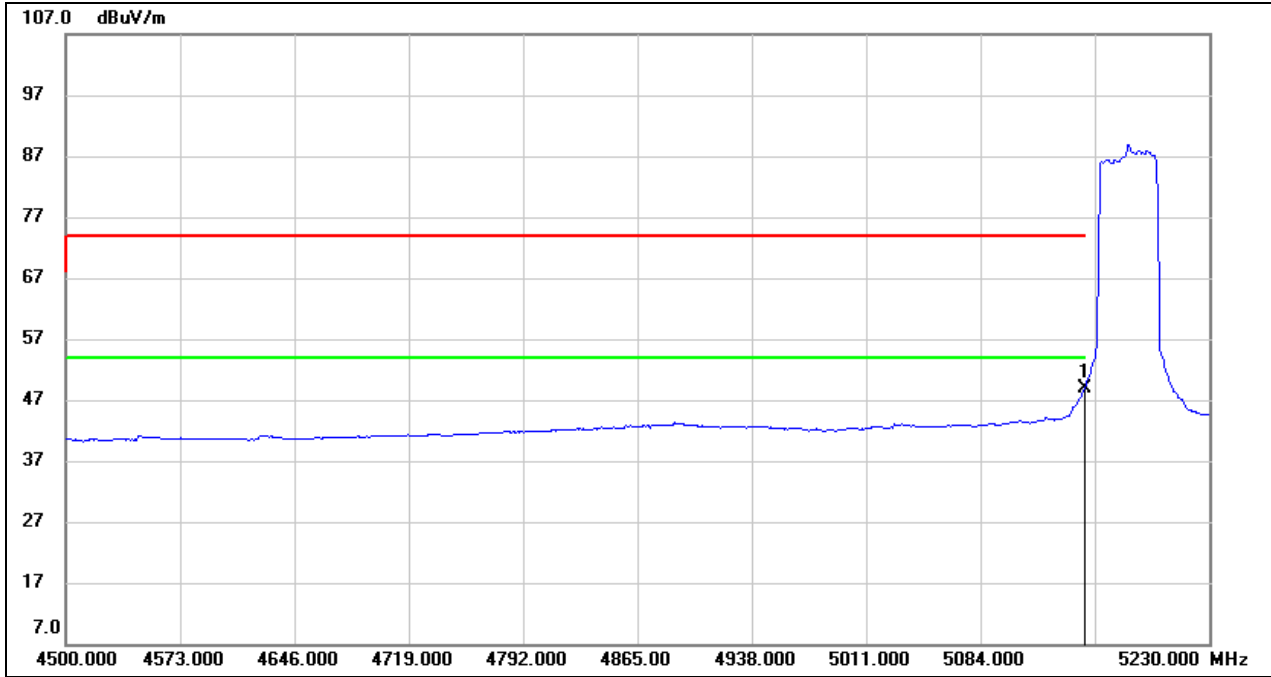
No.	Frequency (MHz)	Reading (dBuV)	Correct (dB/m)	Result (dBuV/m)	Limit (dBuV/m)	Margin (dB)	Remark
1	5150.000	8.59	40.21	48.80	54.00	-5.20	AVG

Test Mode:	SRD 40MHz PK	Frequency(MHz):	5178
Polarity:	Horizontal	Test Voltage:	DC 7.2 V



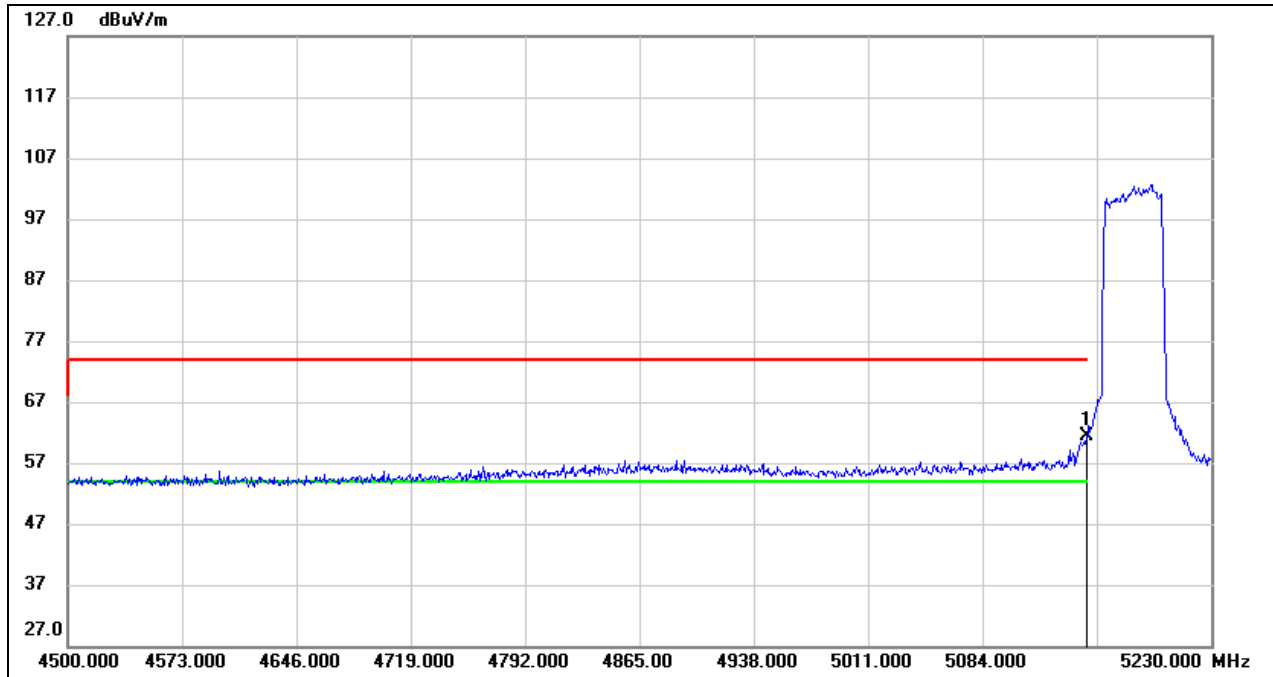
No.	Frequency (MHz)	Reading (dBuV)	Correct (dB/m)	Result (dBuV/m)	Limit (dBuV/m)	Margin (dB)	Remark
1	5150.000	20.99	40.21	61.20	74.00	-12.80	peak

Test Mode:	SRD 40MHz AV	Frequency(MHz):	5178
Polarity:	Horizontal	Test Voltage:	DC 7.2 V



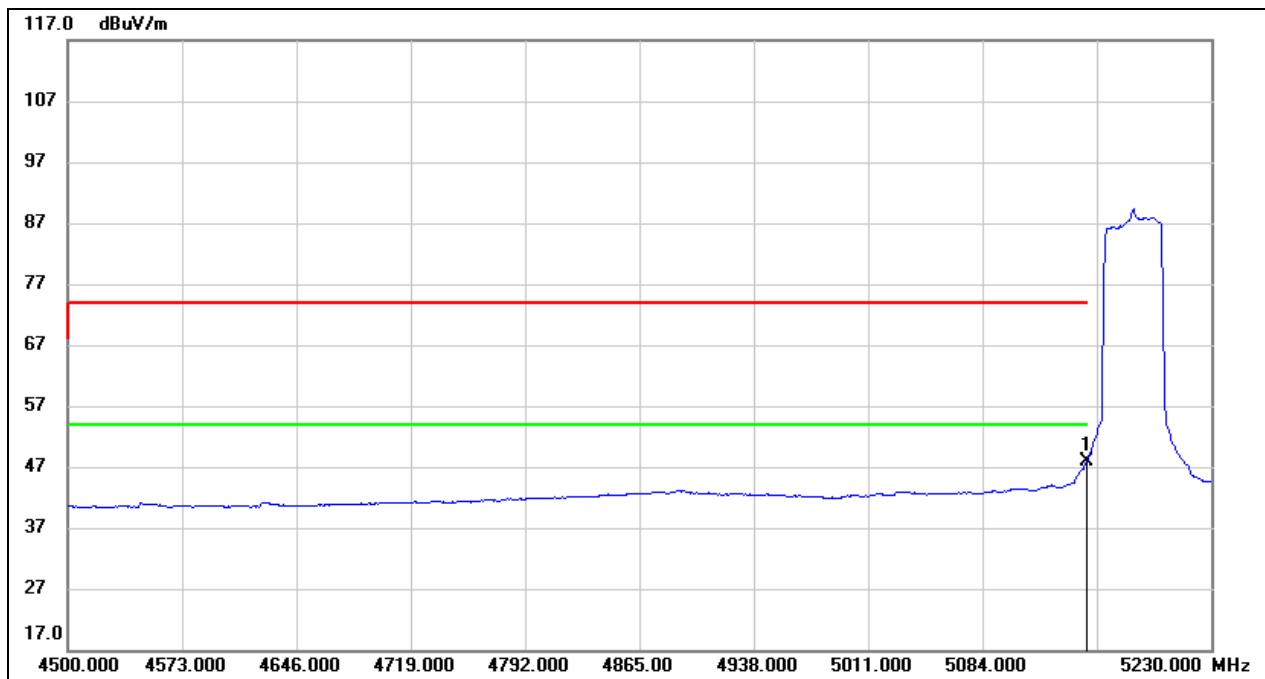
No.	Frequency (MHz)	Reading (dBuV)	Correct (dB/m)	Result (dBuV/m)	Limit (dBuV/m)	Margin (dB)	Remark
1	5150.000	8.64	40.21	48.85	54.00	-5.15	AVG

Test Mode:	SRD 40MHz PK	Frequency(MHz):	5180
Polarity:	Horizontal	Test Voltage:	DC 7.2 V



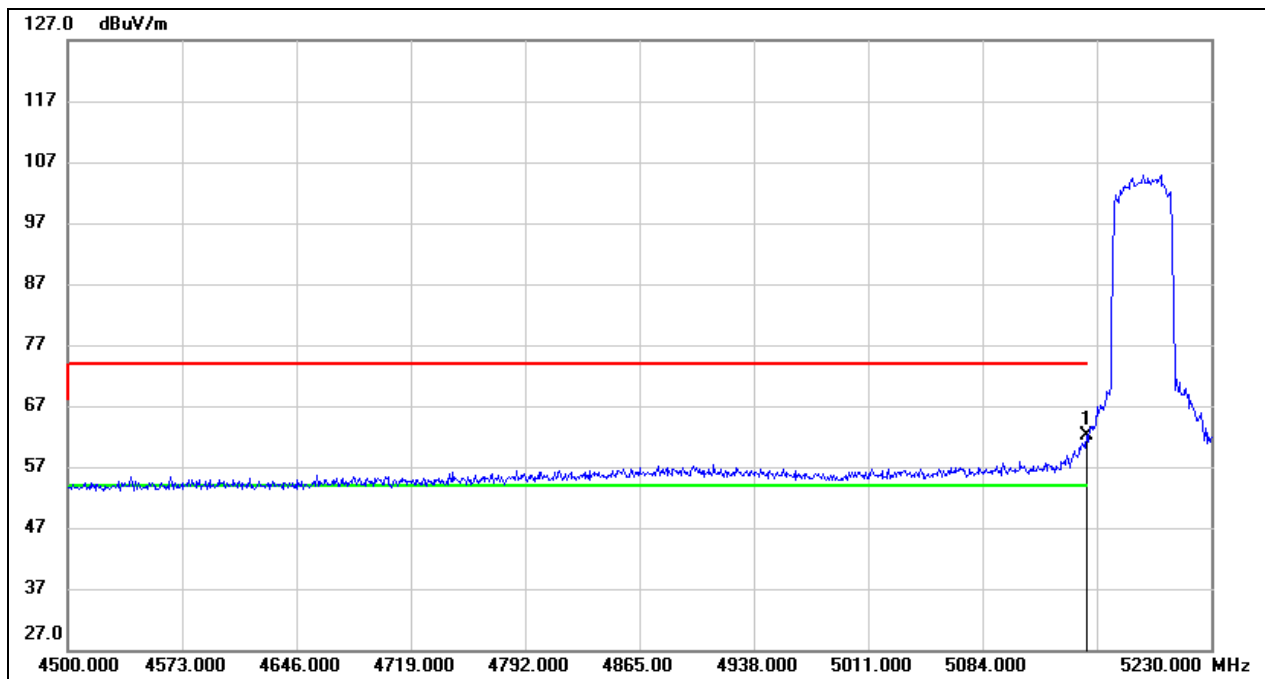
No.	Frequency (MHz)	Reading (dBuV)	Correct (dB/m)	Result (dBuV/m)	Limit (dBuV/m)	Margin (dB)	Remark
1	5150.000	21.15	40.21	61.36	74.00	-12.64	peak

Test Mode:	SRD 40MHz AV	Frequency(MHz):	5180
Polarity:	Horizontal	Test Voltage:	DC 7.2 V



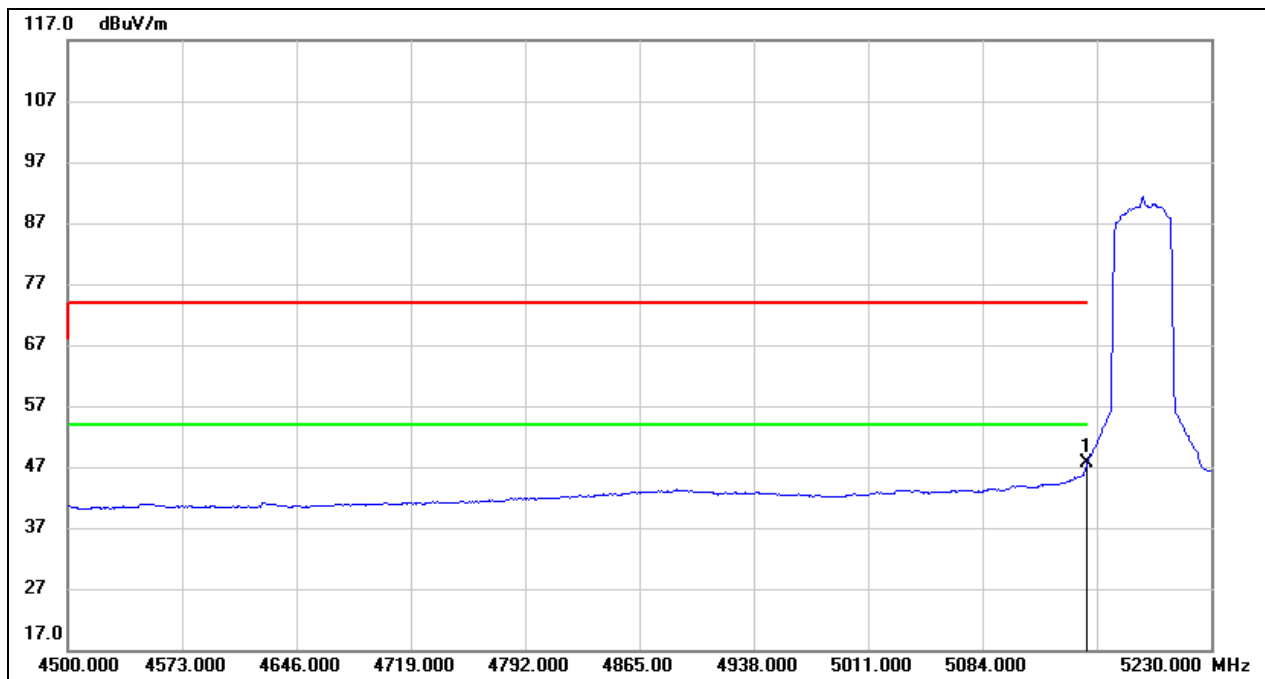
No.	Frequency (MHz)	Reading (dBuV)	Correct (dB/m)	Result (dBuV/m)	Limit (dBuV/m)	Margin (dB)	Remark
1	5150.000	7.57	40.21	47.78	54.00	-6.22	AVG

Test Mode:	SRD 40MHz PK	Frequency(MHz):	5186
Polarity:	Horizontal	Test Voltage:	DC 7.2 V



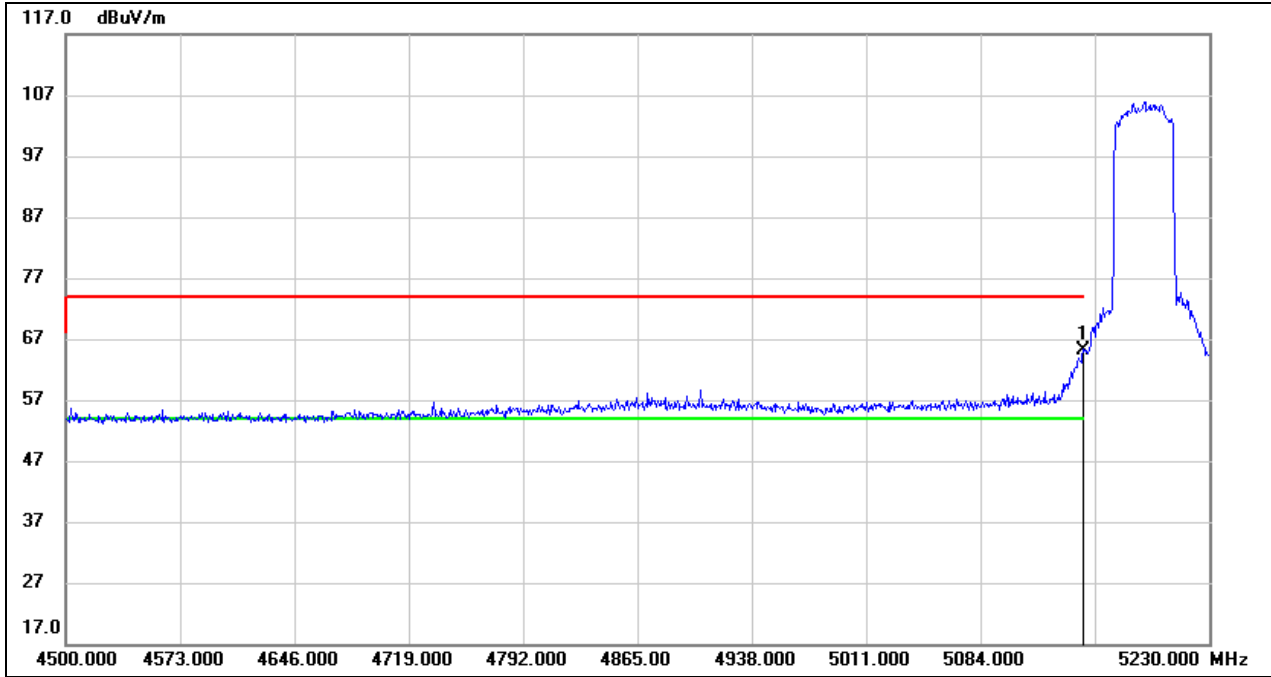
No.	Frequency (MHz)	Reading (dBuV)	Correct (dB/m)	Result (dBuV/m)	Limit (dBuV/m)	Margin (dB)	Remark
1	5150.000	21.81	40.21	62.02	74.00	-11.98	peak

Test Mode:	SRD 40MHz AV	Frequency(MHz):	5186
Polarity:	Horizontal	Test Voltage:	DC 7.2 V



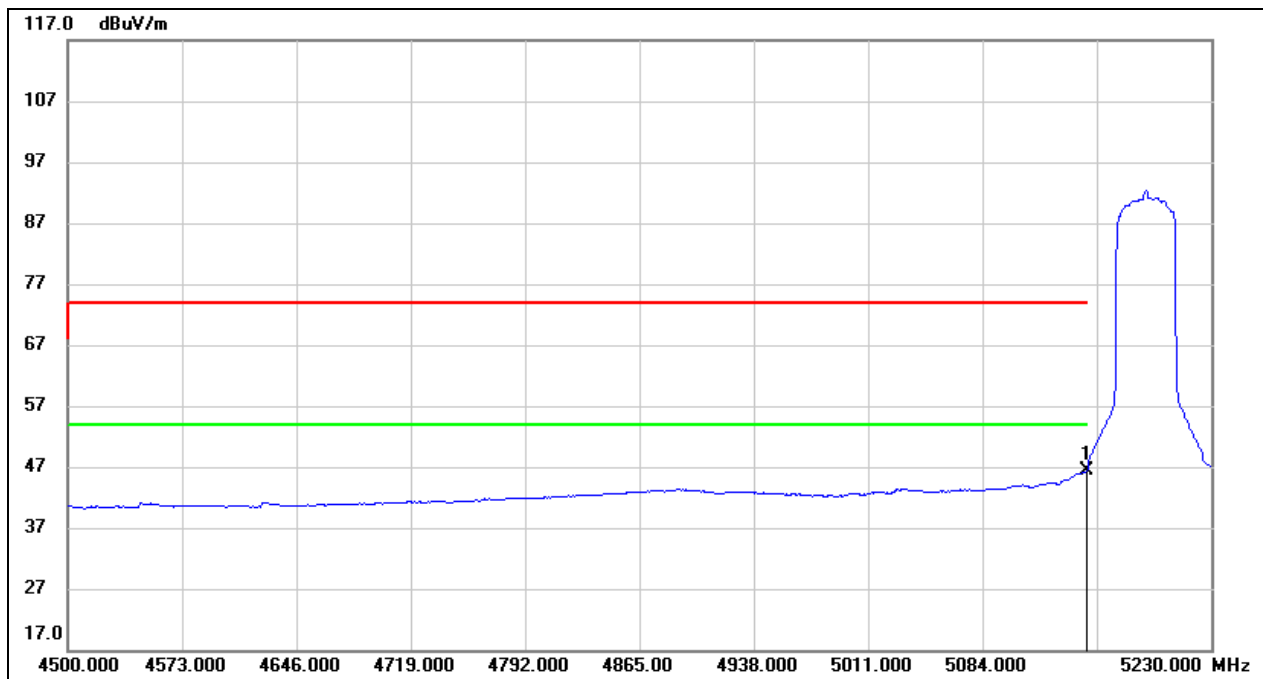
No.	Frequency (MHz)	Reading (dBuV)	Correct (dB/m)	Result (dBuV/m)	Limit (dBuV/m)	Margin (dB)	Remark
1	5150.000	7.45	40.21	47.66	54.00	-6.34	AVG

Test Mode:	SRD 40MHz PK	Frequency(MHz):	5188
Polarity:	Horizontal	Test Voltage:	DC 7.2 V



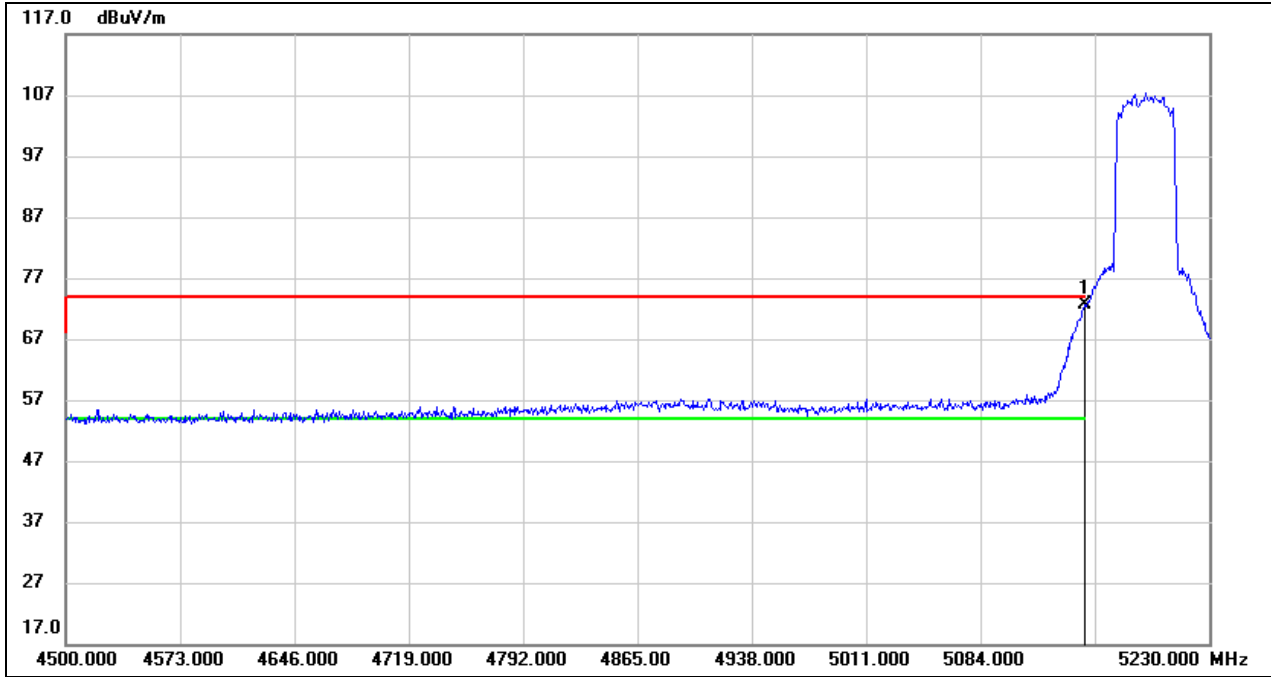
No.	Frequency (MHz)	Reading (dBuV)	Correct (dB/m)	Result (dBuV/m)	Limit (dBuV/m)	Margin (dB)	Remark
1	5150.000	24.94	40.21	65.15	74.00	-8.85	peak

Test Mode:	SRD 40MHz AV	Frequency(MHz):	5188
Polarity:	Horizontal	Test Voltage:	DC 7.2 V



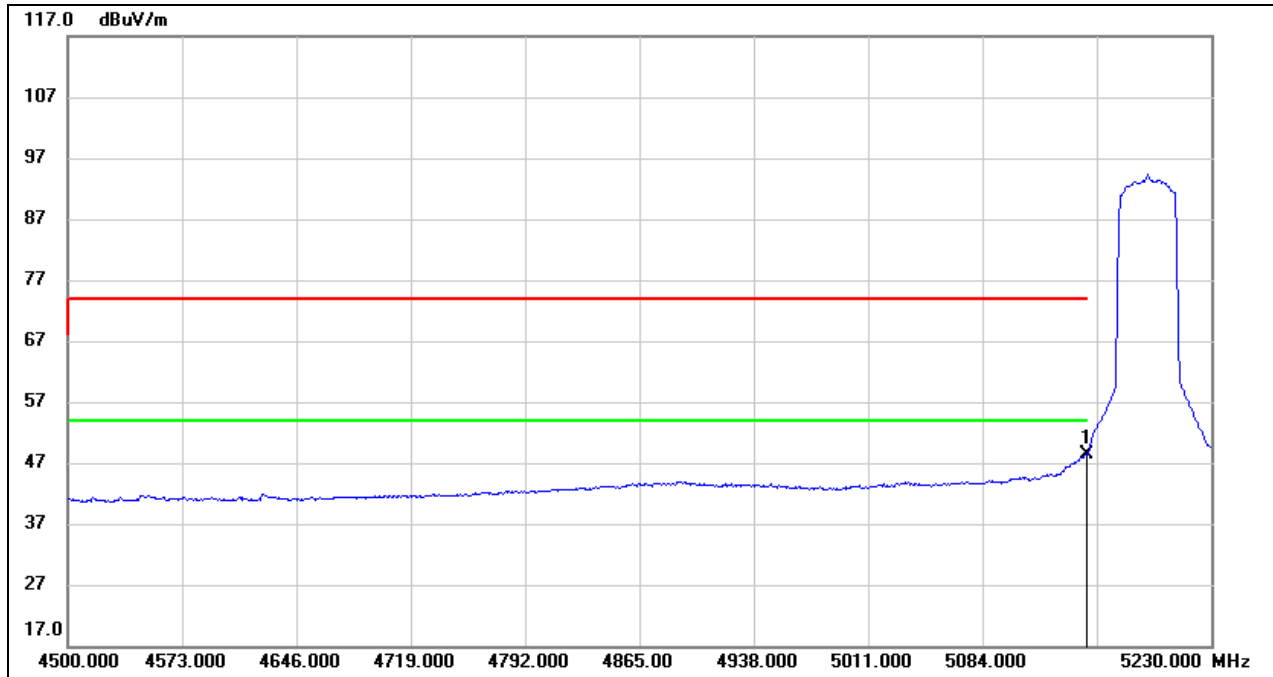
No.	Frequency (MHz)	Reading (dBuV)	Correct (dB/m)	Result (dBuV/m)	Limit (dBuV/m)	Margin (dB)	Remark
1	5150.000	6.19	40.21	46.40	54.00	-7.60	AVG

Test Mode:	SRD 40MHz PK	Frequency(MHz):	5189
Polarity:	Horizontal	Test Voltage:	DC 7.2 V



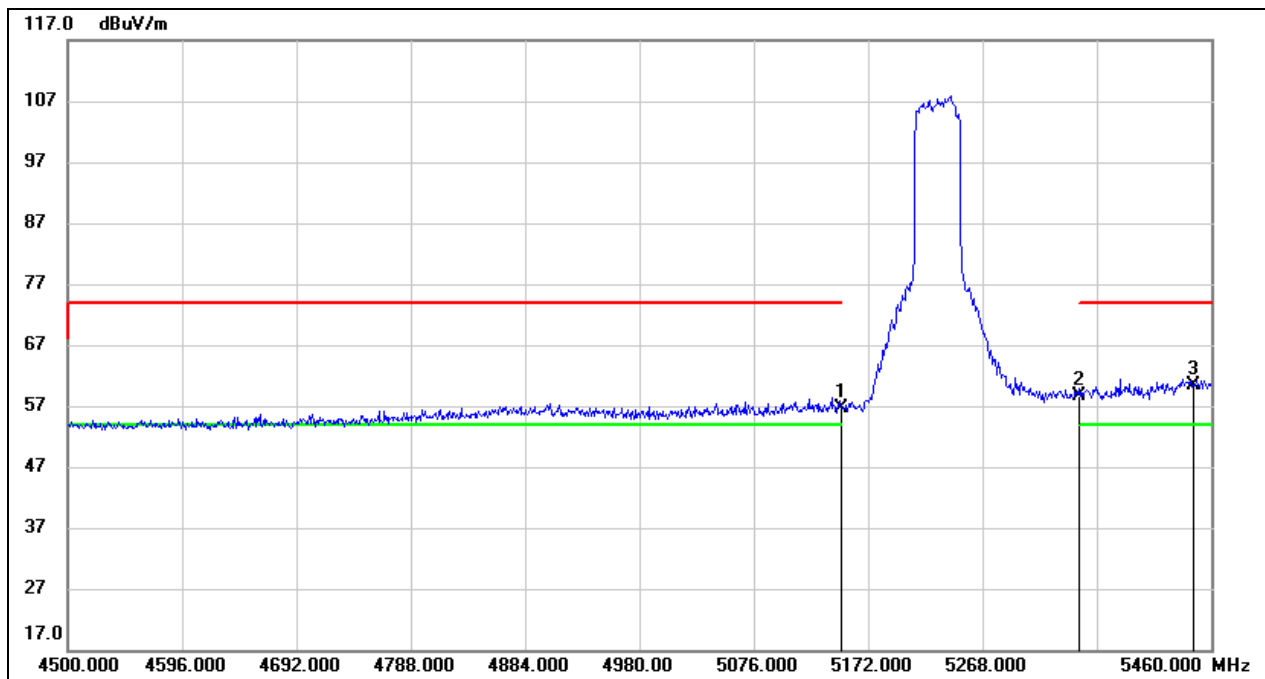
No.	Frequency (MHz)	Reading (dBuV)	Correct (dB/m)	Result (dBuV/m)	Limit (dBuV/m)	Margin (dB)	Remark
1	5150.000	32.30	40.21	72.51	74.00	-1.49	peak

Test Mode:	SRD 40MHz AV	Frequency(MHz):	5189
Polarity:	Horizontal	Test Voltage:	DC 7.2 V



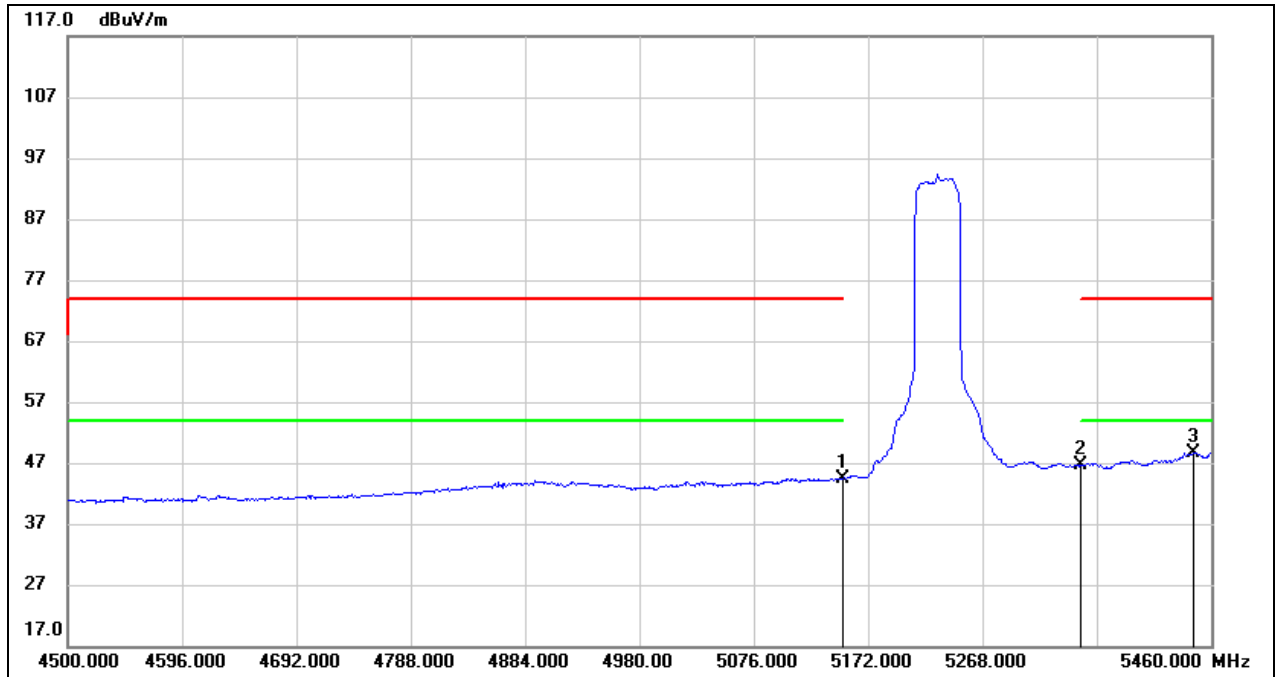
No.	Frequency (MHz)	Reading (dBuV)	Correct (dB/m)	Result (dBuV/m)	Limit (dBuV/m)	Margin (dB)	Remark
1	5150.000	8.10	40.21	48.31	54.00	-5.69	AVG

Test Mode:	SRD 40MHz PK	Frequency(MHz):	5230
Polarity:	Horizontal	Test Voltage:	DC 7.2 V



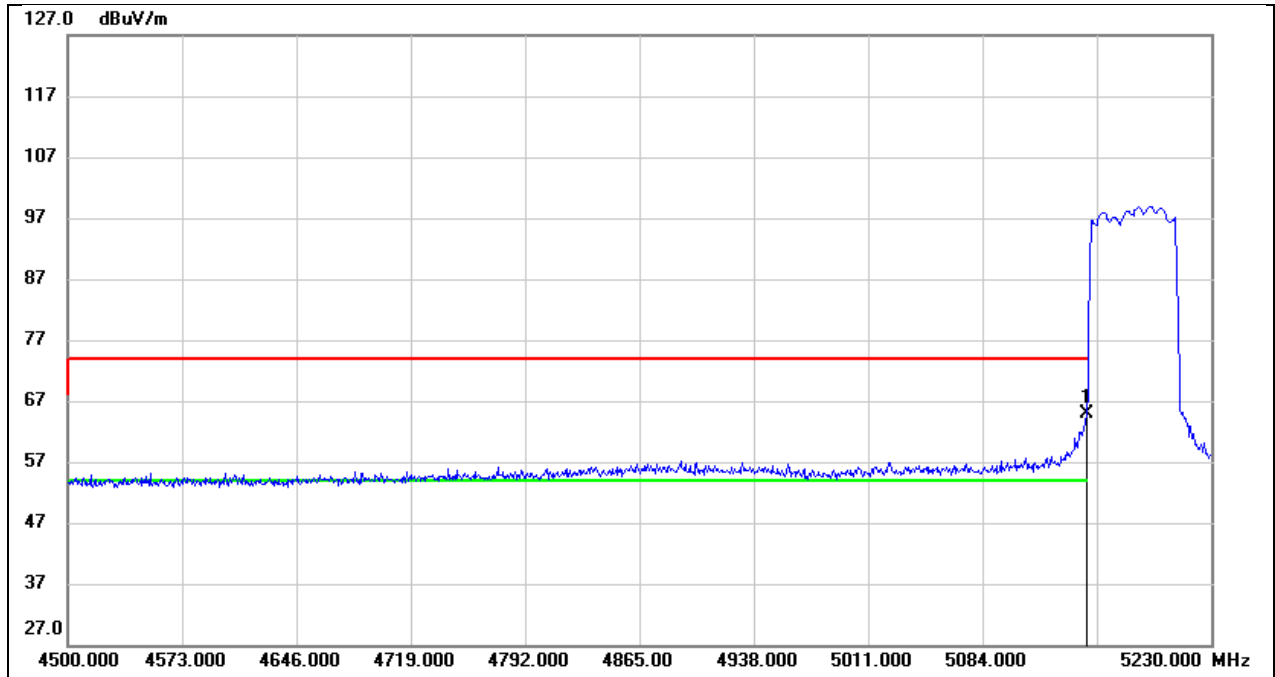
No.	Frequency (MHz)	Reading (dBuV)	Correct (dB/m)	Result (dBuV/m)	Limit (dBuV/m)	Margin (dB)	Remark
1	5150.000	16.37	40.21	56.58	74.00	-17.42	peak
2	5350.000	18.27	40.46	58.73	74.00	-15.27	peak
3	5444.640	19.68	40.71	60.39	74.00	-13.61	peak

Test Mode:	SRD 40MHz AV	Frequency(MHz):	5230
Polarity:	Horizontal	Test Voltage:	DC 7.2 V



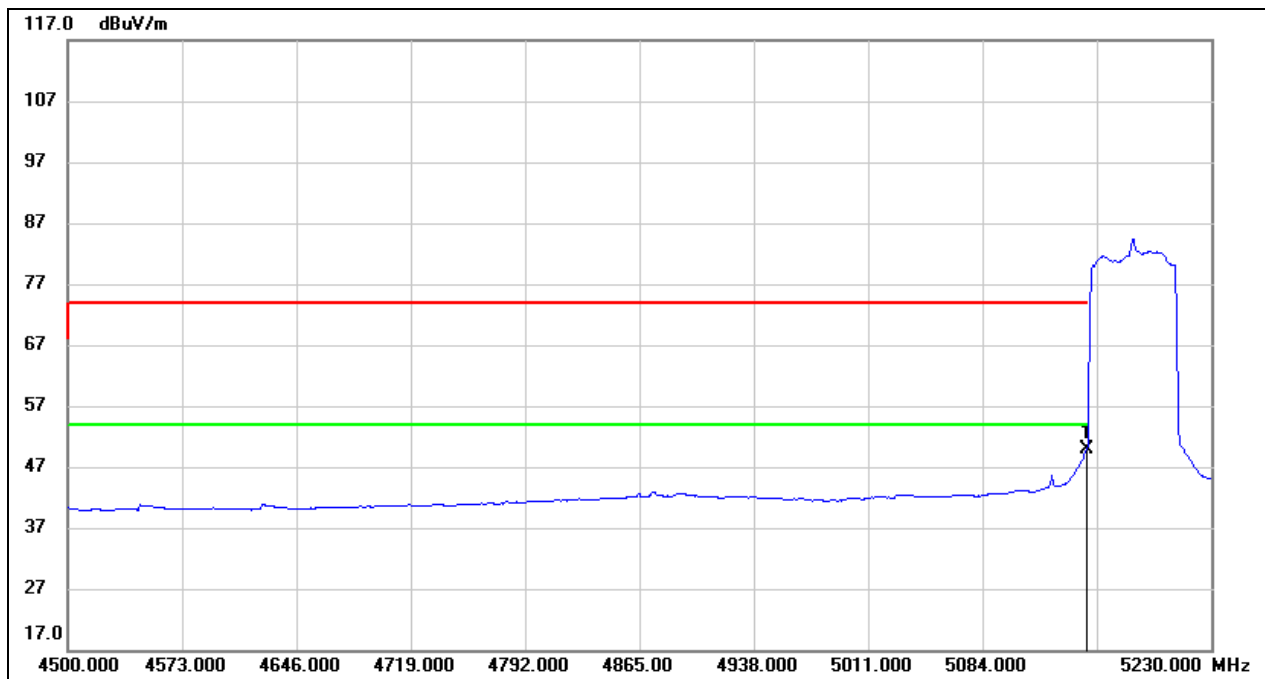
No.	Frequency (MHz)	Reading (dBuV)	Correct (dB/m)	Result (dBuV/m)	Limit (dBuV/m)	Margin (dB)	Remark
1	5150.000	4.26	40.21	44.47	54.00	-9.53	AVG
2	5350.000	6.07	40.46	46.53	54.00	-7.47	AVG
3	5444.640	7.89	40.71	48.60	54.00	-5.40	AVG

Test Mode:	SRD 60MHz PK	Frequency(MHz):	5180
Polarity:	Horizontal	Test Voltage:	DC 7.2 V



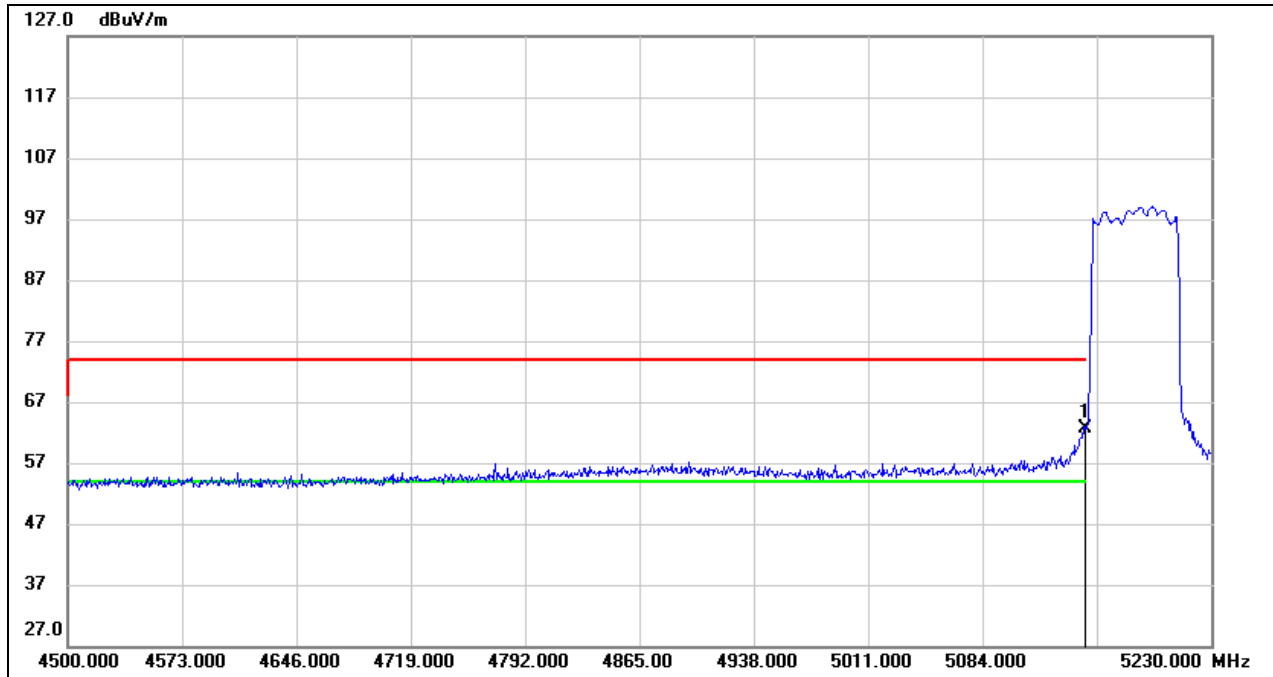
No.	Frequency (MHz)	Reading (dBuV)	Correct (dB/m)	Result (dBuV/m)	Limit (dBuV/m)	Margin (dB)	Remark
1	5150.000	24.56	40.21	64.77	74.00	-9.23	peak

Test Mode:	SRD 60MHz AV	Frequency(MHz):	5180
Polarity:	Horizontal	Test Voltage:	DC 7.2 V



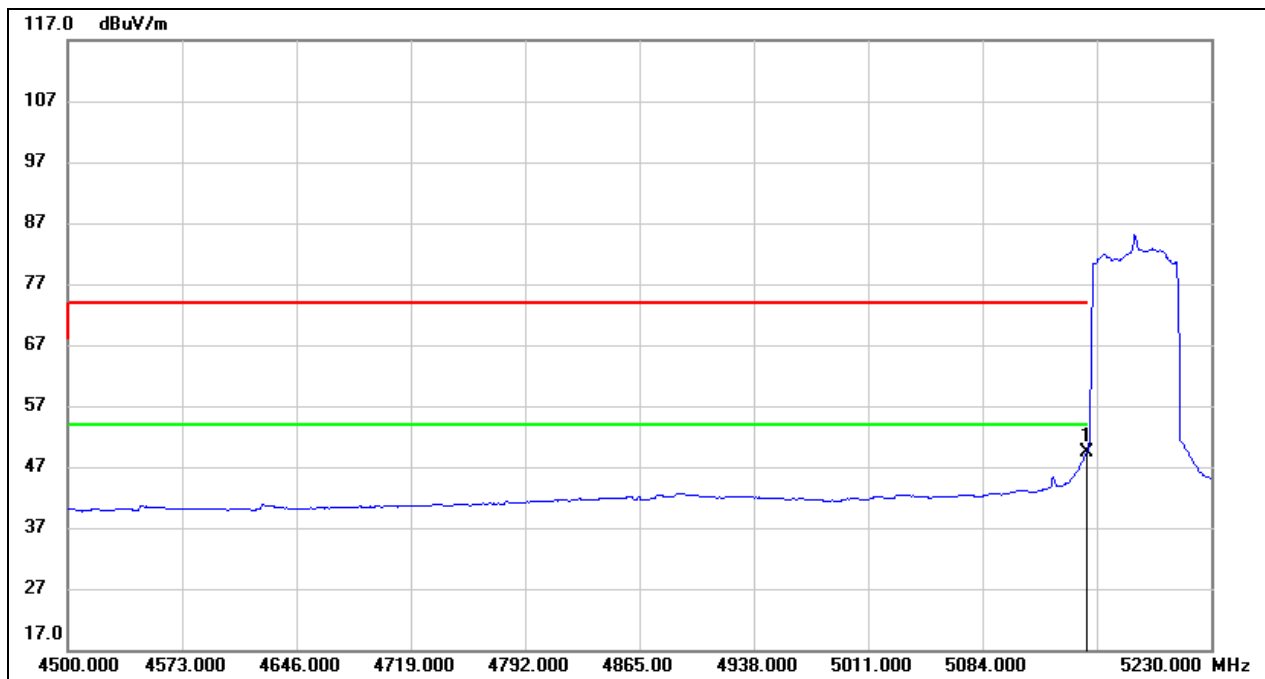
No.	Frequency (MHz)	Reading (dBuV)	Correct (dB/m)	Result (dBuV/m)	Limit (dBuV/m)	Margin (dB)	Remark
1	5150.000	9.55	40.21	49.76	54.00	-4.24	AVG

Test Mode:	SRD 60MHz PK	Frequency(MHz):	5181
Polarity:	Horizontal	Test Voltage:	DC 7.2 V



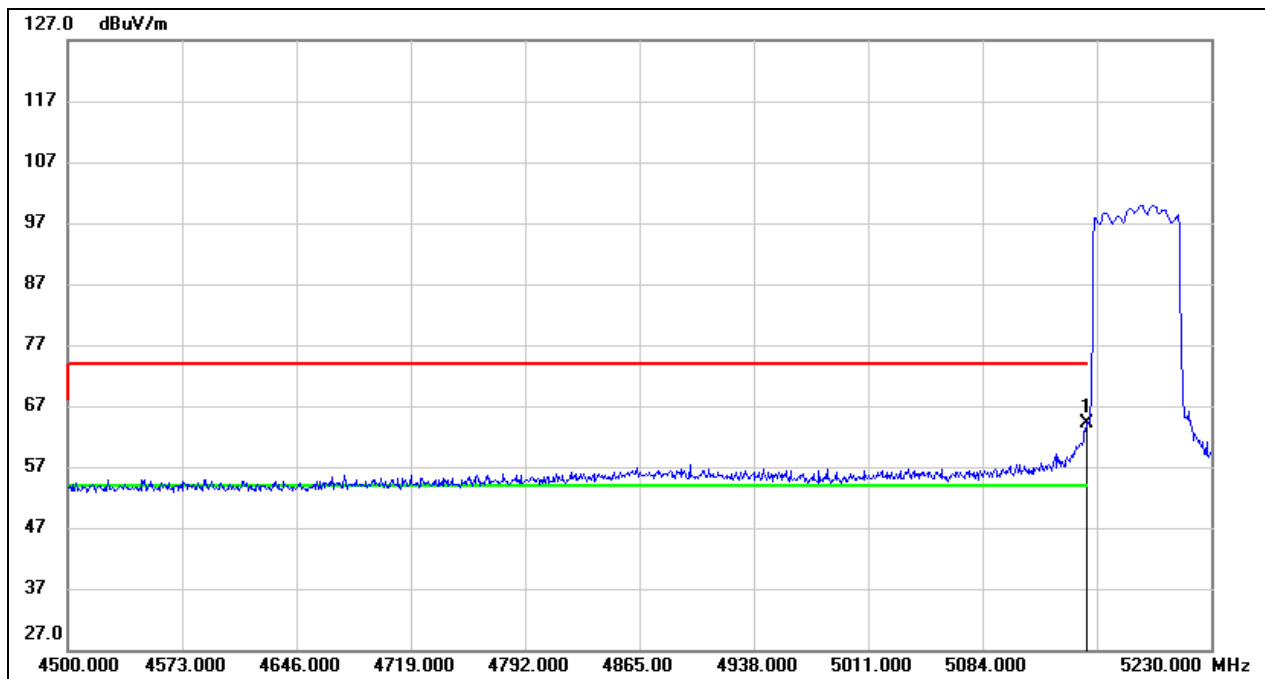
No.	Frequency (MHz)	Reading (dBuV)	Correct (dB/m)	Result (dBuV/m)	Limit (dBuV/m)	Margin (dB)	Remark
1	5150.000	22.39	40.21	62.60	74.00	-11.40	peak

Test Mode:	SRD 60MHz AV	Frequency(MHz):	5181
Polarity:	Horizontal	Test Voltage:	DC 7.2 V



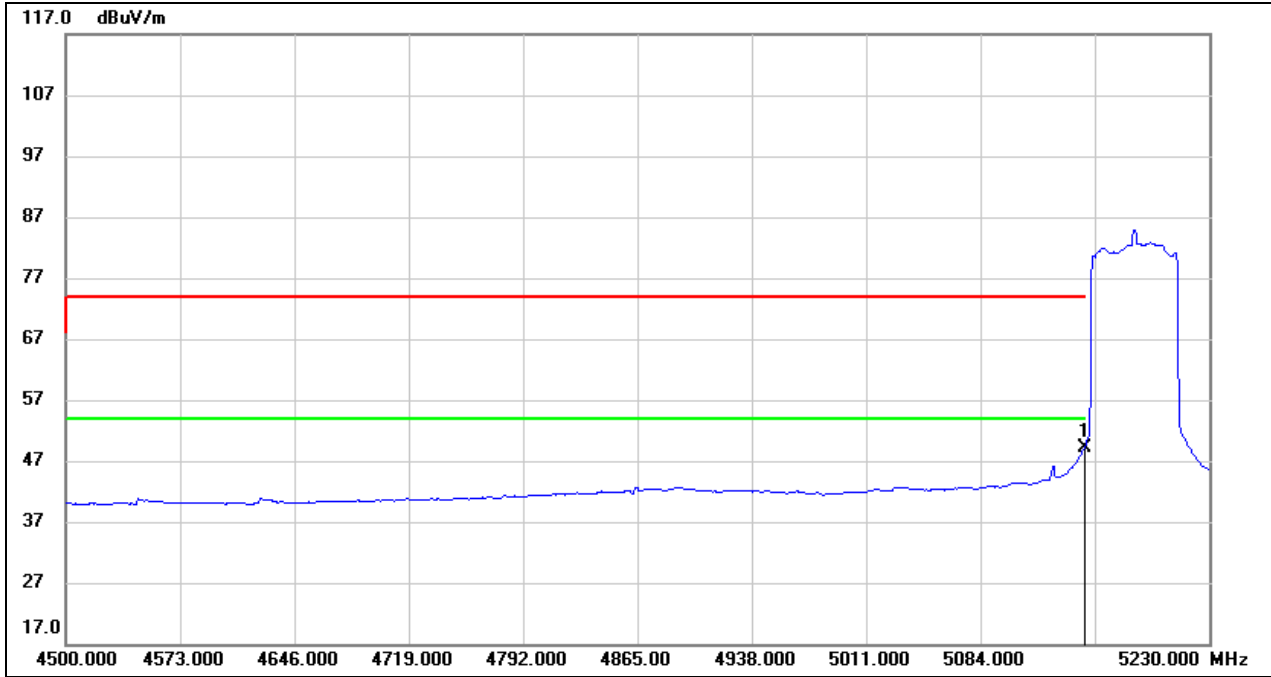
No.	Frequency (MHz)	Reading (dBuV)	Correct (dB/m)	Result (dBuV/m)	Limit (dBuV/m)	Margin (dB)	Remark
1	5150.000	9.09	40.21	49.30	54.00	-4.70	AVG

Test Mode:	SRD 60MHz PK	Frequency(MHz):	5182
Polarity:	Horizontal	Test Voltage:	DC 7.2 V



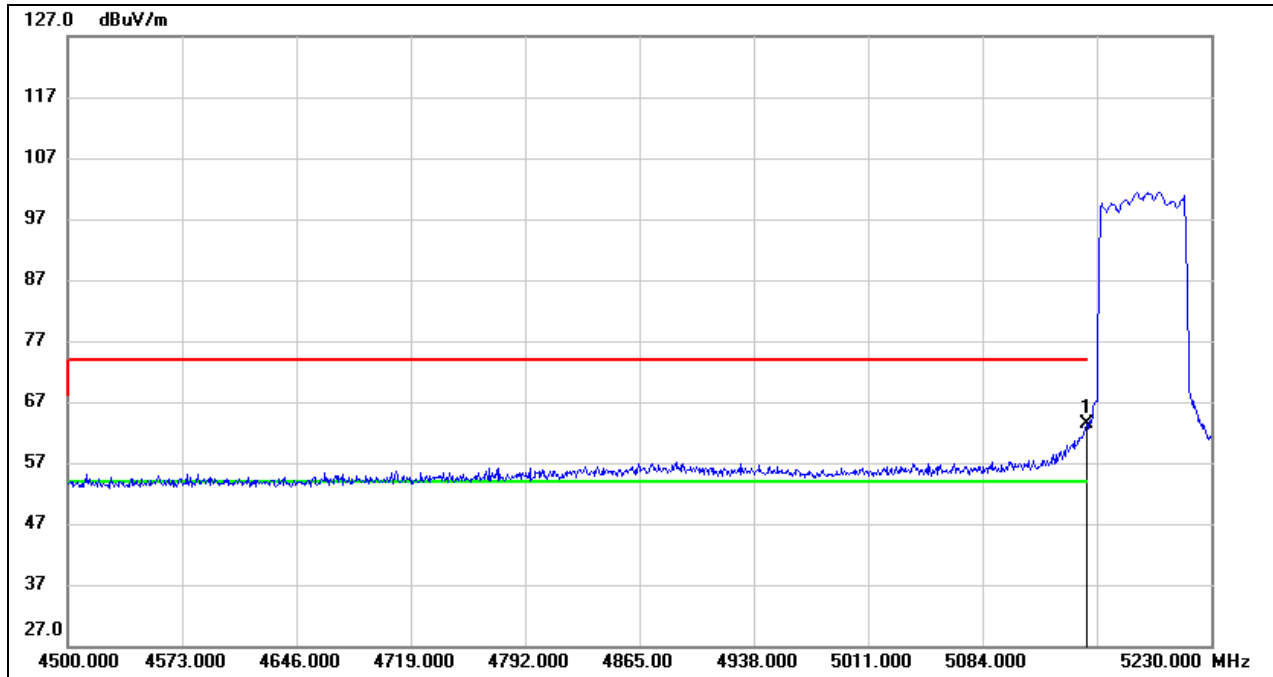
No.	Frequency (MHz)	Reading (dBuV)	Correct (dB/m)	Result (dBuV/m)	Limit (dBuV/m)	Margin (dB)	Remark
1	5150.000	24.03	40.21	64.24	74.00	-9.76	peak

Test Mode:	SRD 60MHz AV	Frequency(MHz):	5182
Polarity:	Horizontal	Test Voltage:	DC 7.2 V



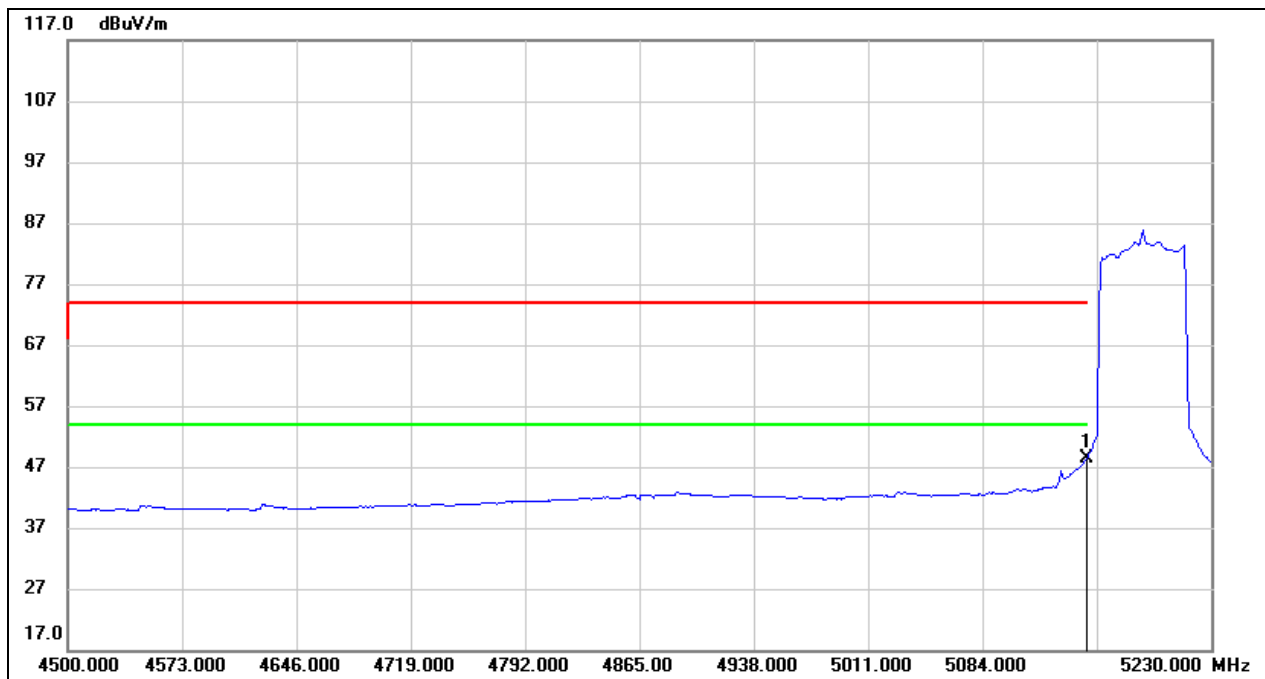
No.	Frequency (MHz)	Reading (dBuV)	Correct (dB/m)	Result (dBuV/m)	Limit (dBuV/m)	Margin (dB)	Remark
1	5150.000	8.94	40.21	49.15	54.00	-4.85	AVG

Test Mode:	SRD 60MHz PK	Frequency(MHz):	5186
Polarity:	Horizontal	Test Voltage:	DC 7.2 V



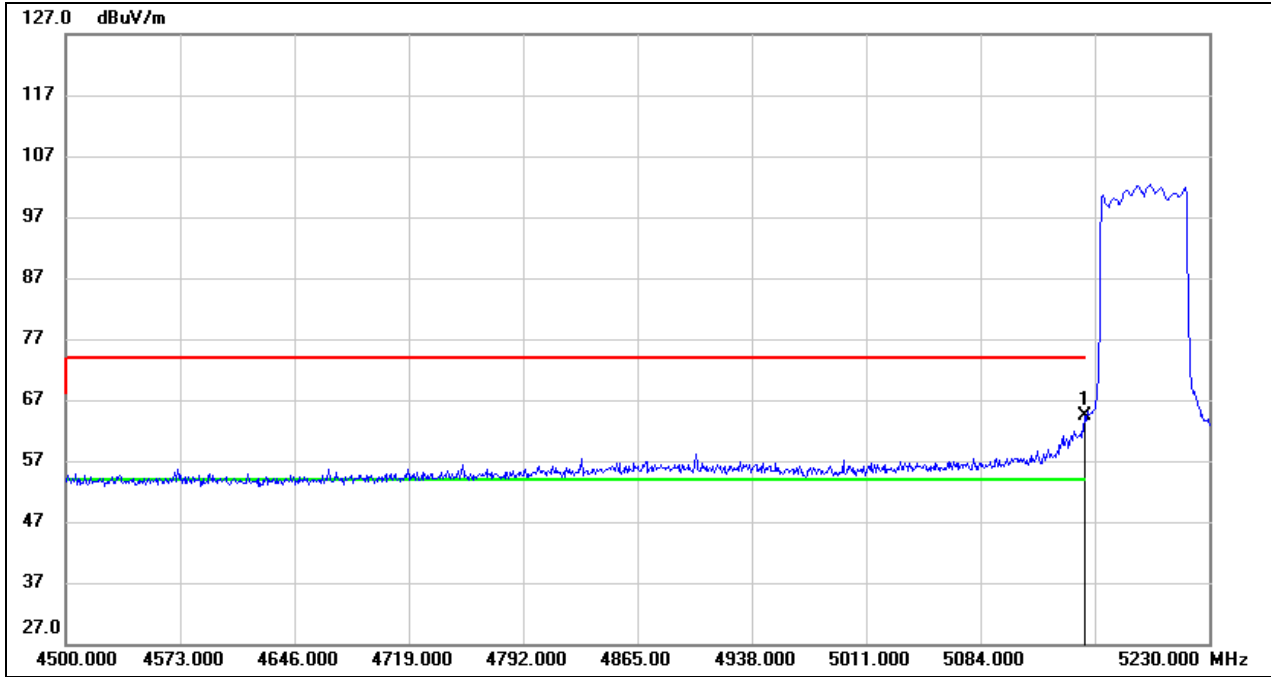
No.	Frequency (MHz)	Reading (dBuV)	Correct (dB/m)	Result (dBuV/m)	Limit (dBuV/m)	Margin (dB)	Remark
1	5150.000	23.14	40.21	63.35	74.00	-10.65	peak

Test Mode:	SRD 60MHz AV	Frequency(MHz):	5186
Polarity:	Horizontal	Test Voltage:	DC 7.2 V



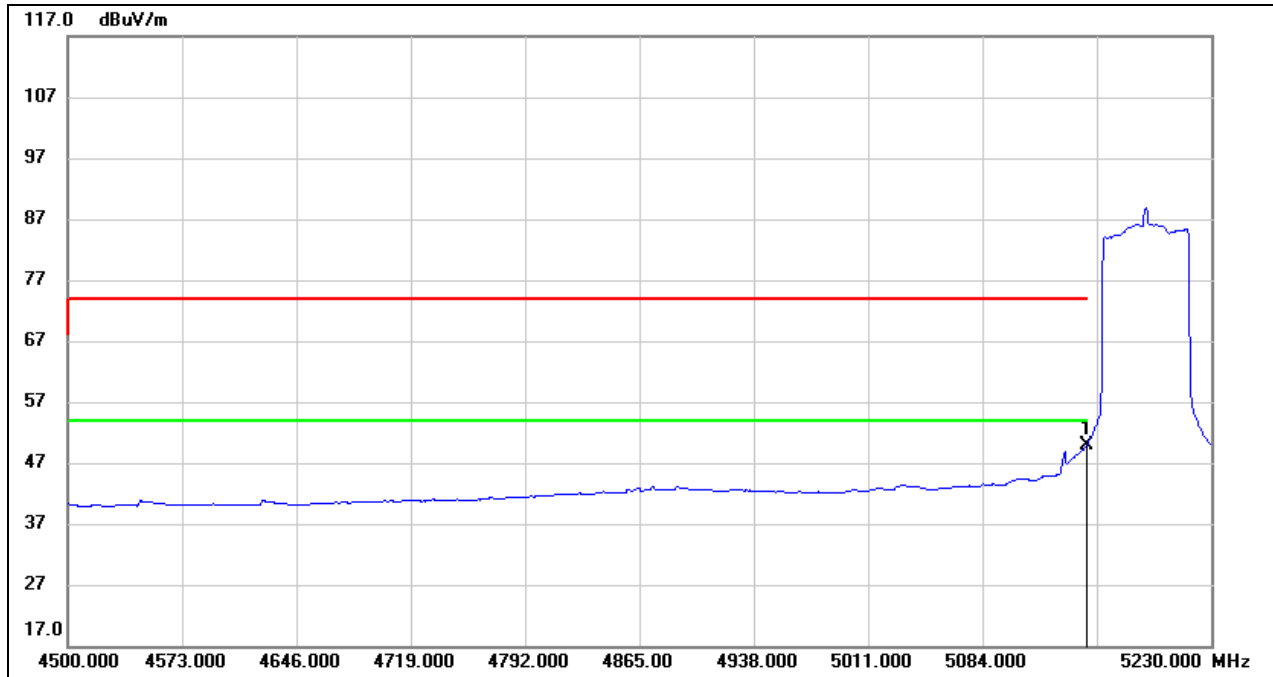
No.	Frequency (MHz)	Reading (dBuV)	Correct (dB/m)	Result (dBuV/m)	Limit (dBuV/m)	Margin (dB)	Remark
1	5150.000	8.16	40.21	48.37	54.00	-5.63	AVG

Test Mode:	SRD 60MHz PK	Frequency(MHz):	5188
Polarity:	Horizontal	Test Voltage:	DC 7.2 V



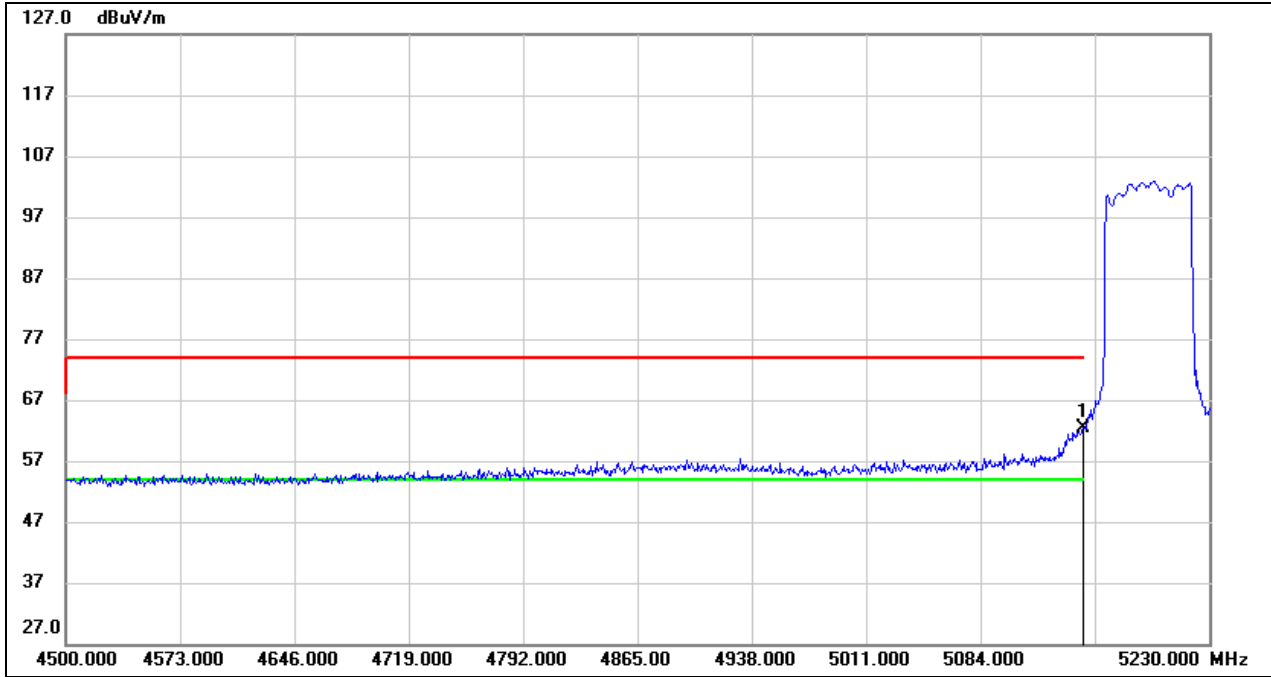
No.	Frequency (MHz)	Reading (dBuV)	Correct (dB/m)	Result (dBuV/m)	Limit (dBuV/m)	Margin (dB)	Remark
1	5150.000	24.25	40.21	64.46	74.00	-9.54	peak

Test Mode:	SRD 60MHz AV	Frequency(MHz):	5188
Polarity:	Horizontal	Test Voltage:	DC 7.2 V



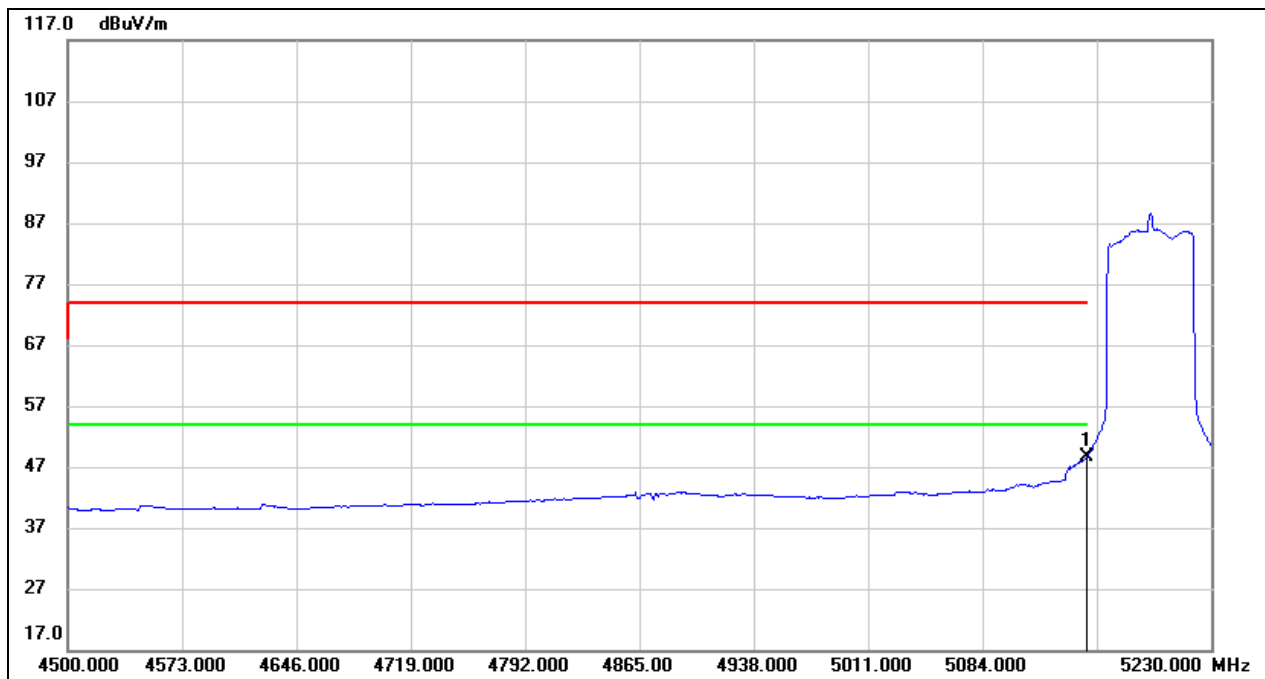
No.	Frequency (MHz)	Reading (dBuV)	Correct (dB/m)	Result (dBuV/m)	Limit (dBuV/m)	Margin (dB)	Remark
1	5150.000	9.71	40.21	49.92	54.00	-4.08	AVG

Test Mode:	SRD 60MHz PK	Frequency(MHz):	5191
Polarity:	Horizontal	Test Voltage:	DC 7.2 V



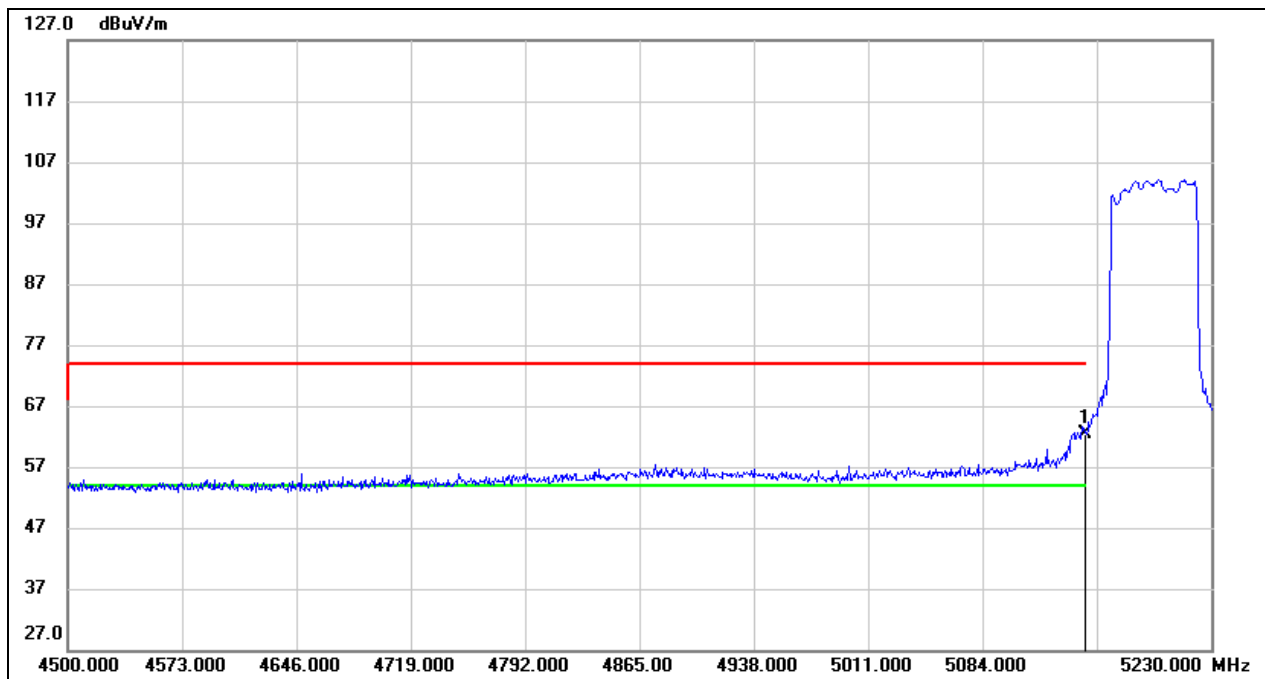
No.	Frequency (MHz)	Reading (dBuV)	Correct (dB/m)	Result (dBuV/m)	Limit (dBuV/m)	Margin (dB)	Remark
1	5150.000	22.15	40.21	62.36	74.00	-11.64	peak

Test Mode:	SRD 60MHz AV	Frequency(MHz):	5191
Polarity:	Horizontal	Test Voltage:	DC 7.2 V



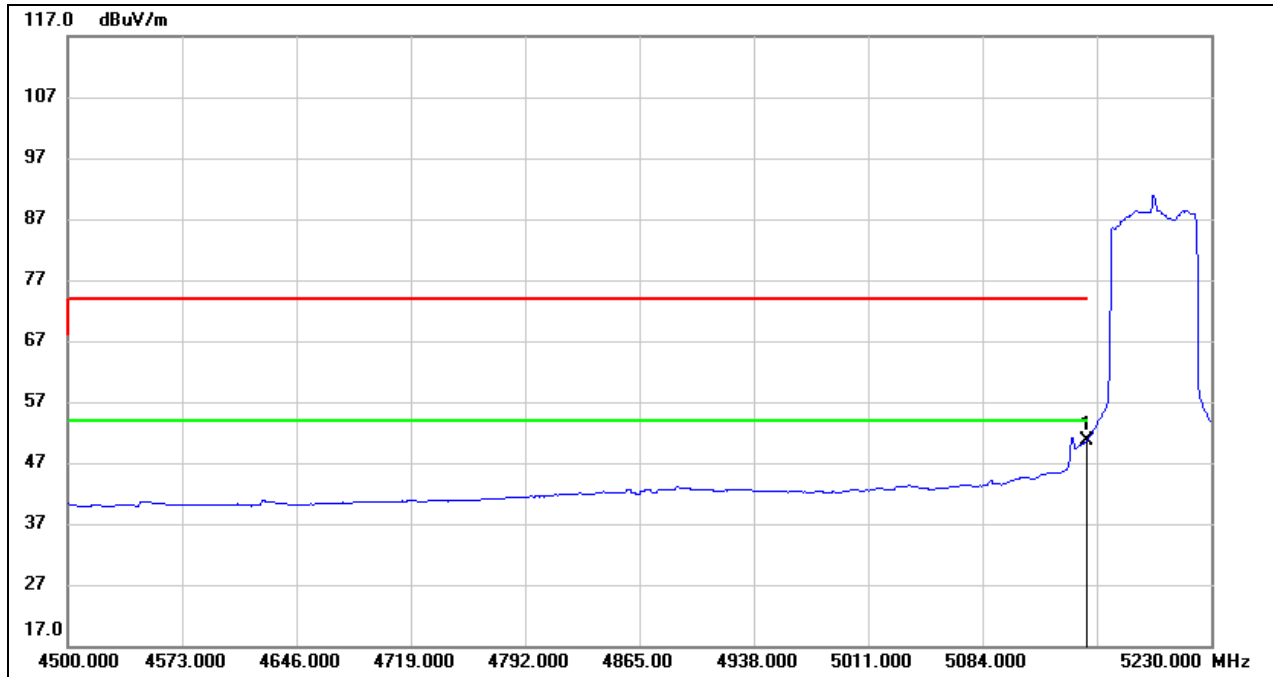
No.	Frequency (MHz)	Reading (dBuV)	Correct (dB/m)	Result (dBuV/m)	Limit (dBuV/m)	Margin (dB)	Remark
1	5150.000	8.50	40.21	48.71	54.00	-5.29	AVG

Test Mode:	SRD 60MHz PK	Frequency(MHz):	5193
Polarity:	Horizontal	Test Voltage:	DC 7.2 V



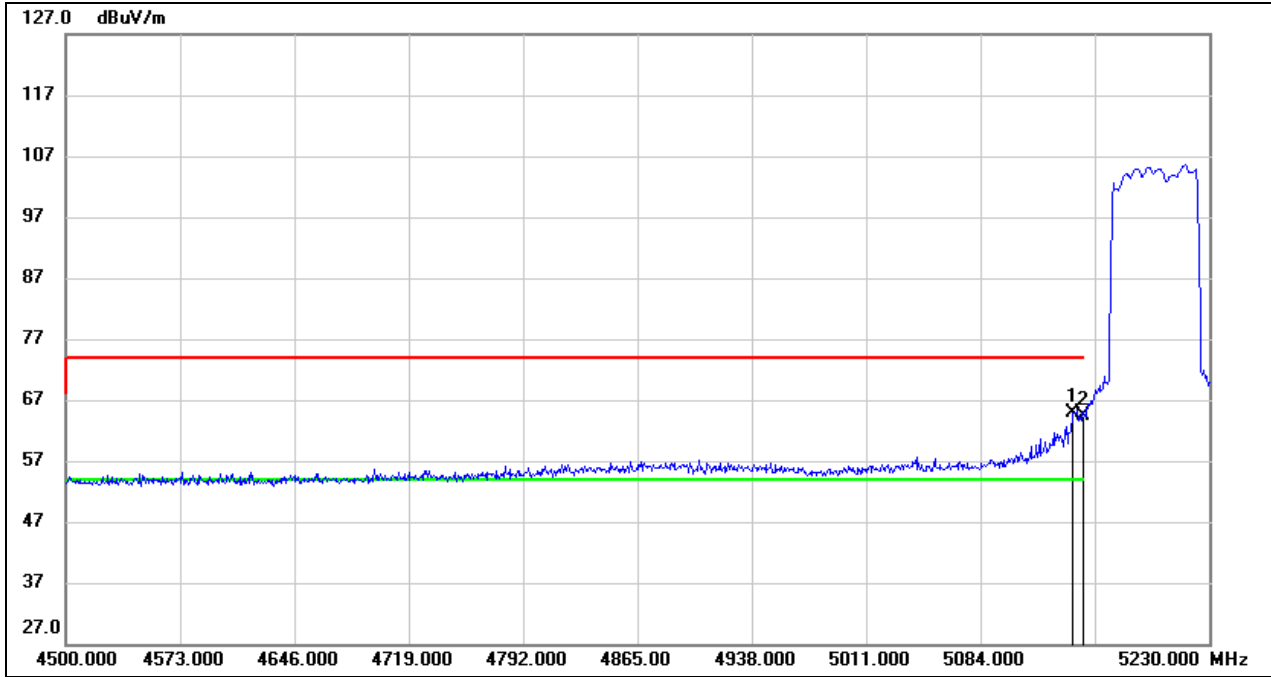
No.	Frequency (MHz)	Reading (dBuV)	Correct (dB/m)	Result (dBuV/m)	Limit (dBuV/m)	Margin (dB)	Remark
1	5150.000	22.06	40.21	62.27	74.00	-11.73	peak

Test Mode:	SRD 60MHz AV	Frequency(MHz):	5193
Polarity:	Horizontal	Test Voltage:	DC 7.2 V



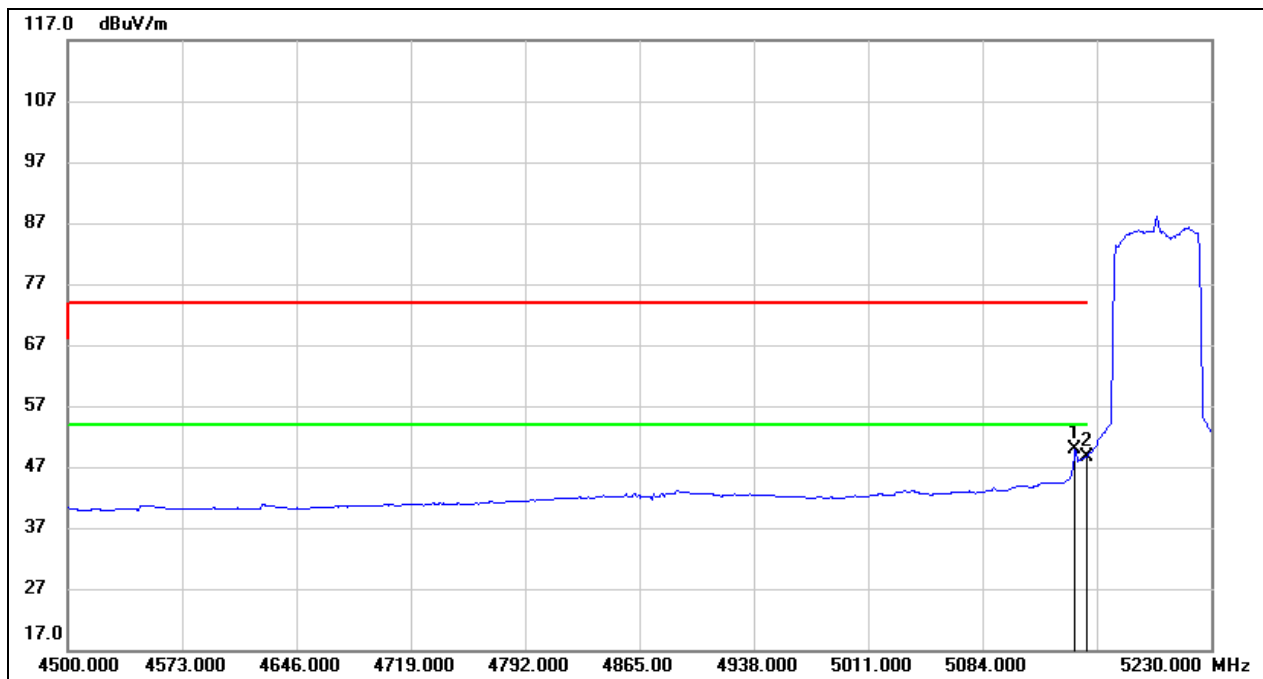
No.	Frequency (MHz)	Reading (dBuV)	Correct (dB/m)	Result (dBuV/m)	Limit (dBuV/m)	Margin (dB)	Remark
1	5150.000	10.46	40.21	50.67	54.00	-3.33	AVG

Test Mode:	SRD 60MHz PK	Frequency(MHz):	5195
Polarity:	Horizontal	Test Voltage:	DC 7.2 V



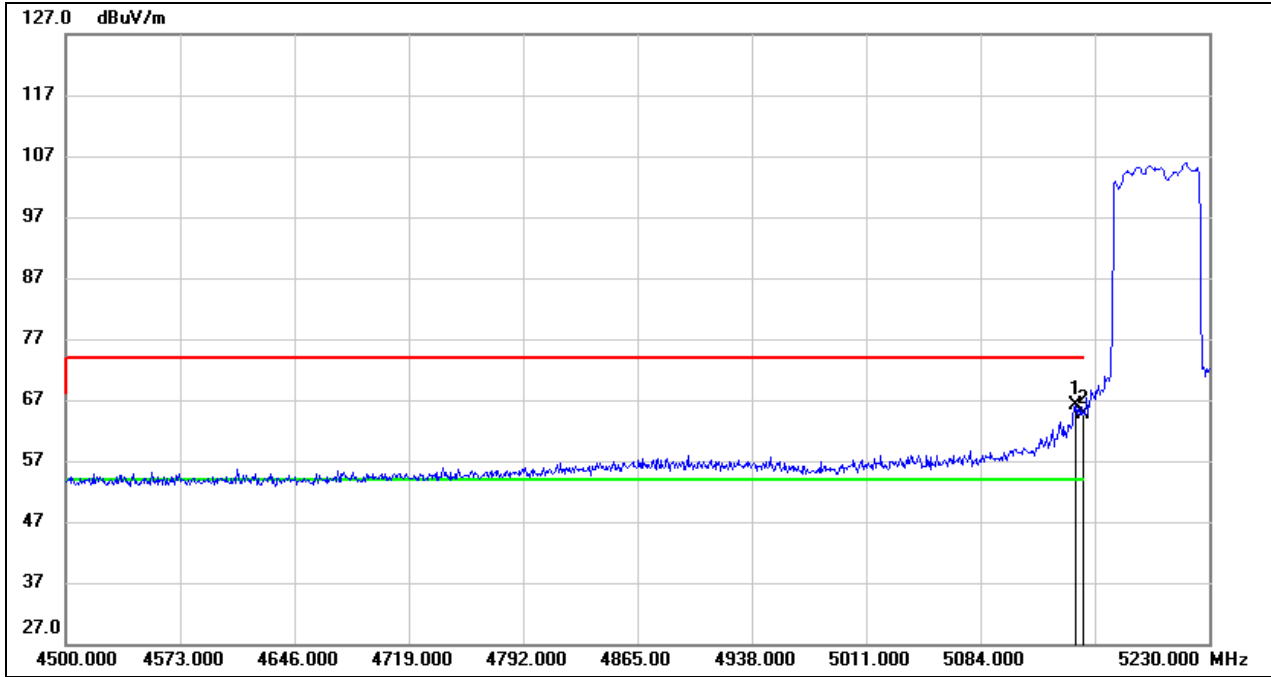
No.	Frequency (MHz)	Reading (dBuV)	Correct (dB/m)	Result (dBuV/m)	Limit (dBuV/m)	Margin (dB)	Remark
1	5143.130	24.62	40.19	64.81	74.00	-9.19	peak
2	5150.000	24.19	40.21	64.40	74.00	-9.60	peak

Test Mode:	SRD 60MHz AV	Frequency(MHz):	5195
Polarity:	Horizontal	Test Voltage:	DC 7.2 V



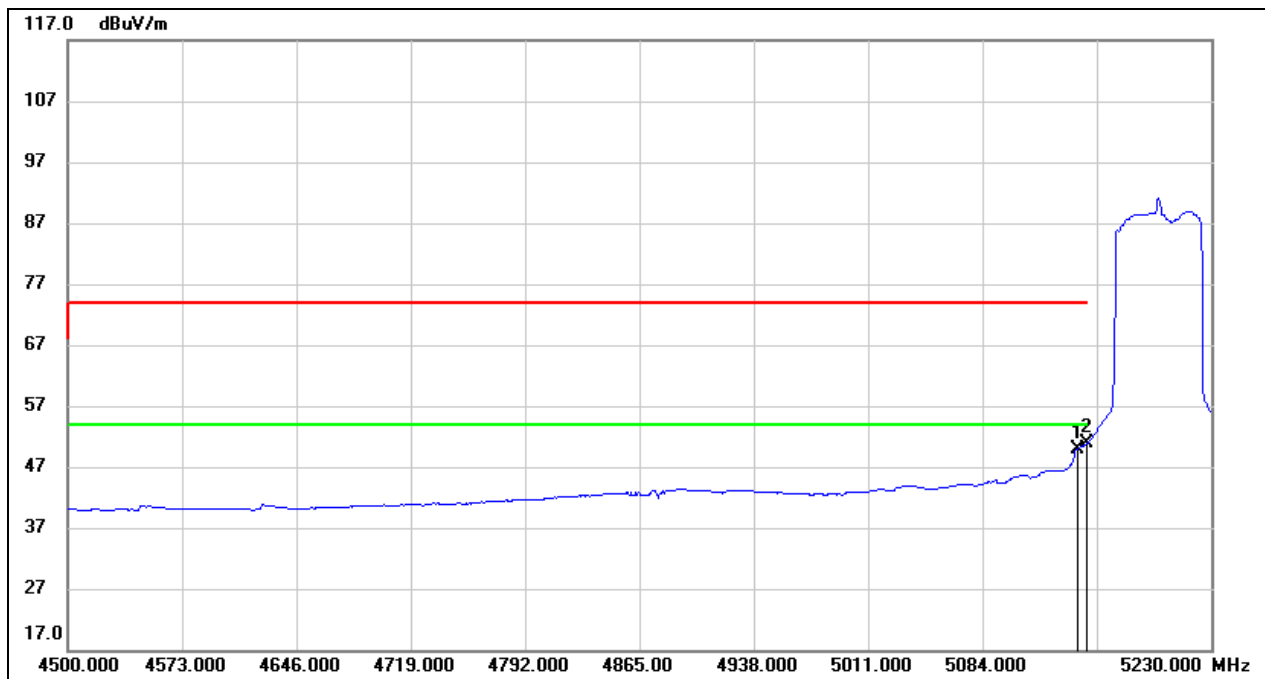
No.	Frequency (MHz)	Reading (dBuV)	Correct (dB/m)	Result (dBuV/m)	Limit (dBuV/m)	Margin (dB)	Remark
1	5143.130	9.63	40.19	49.82	54.00	-4.18	AVG
2	5150.000	8.48	40.21	48.69	54.00	-5.31	AVG

Test Mode:	SRD 60MHz PK	Frequency(MHz):	5196
Polarity:	Horizontal	Test Voltage:	DC 7.2 V



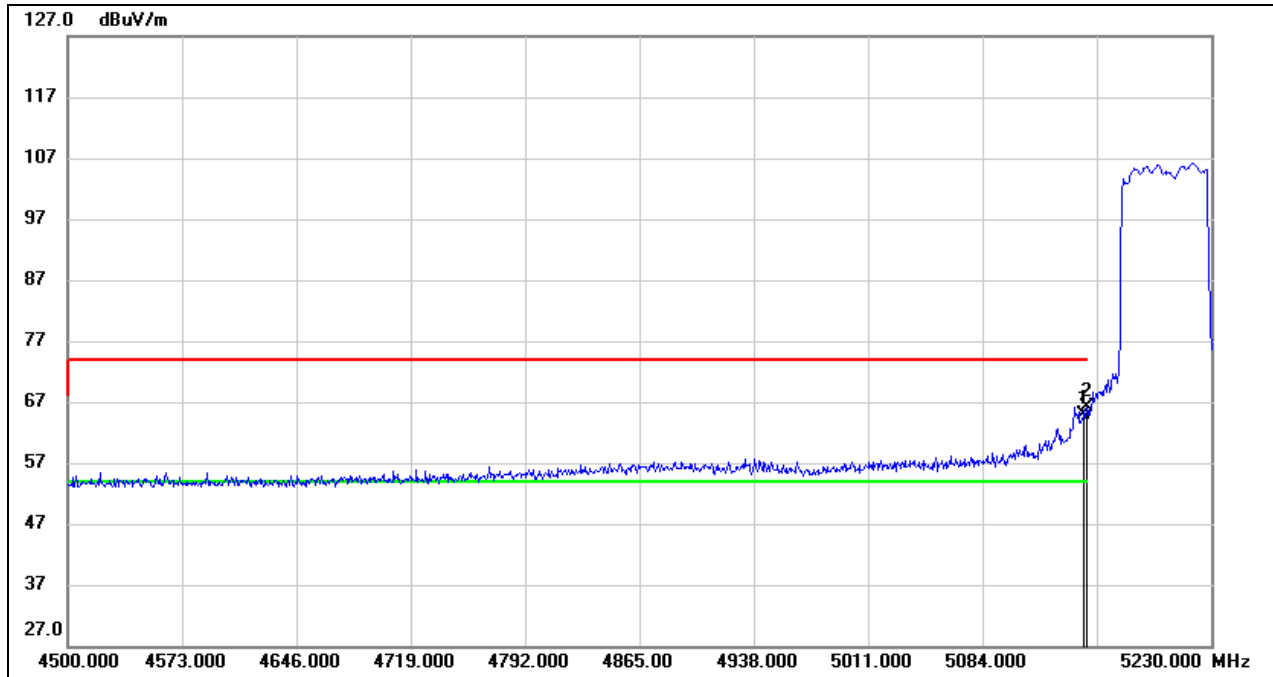
No.	Frequency (MHz)	Reading (dBuV)	Correct (dB/m)	Result (dBuV/m)	Limit (dBuV/m)	Margin (dB)	Remark
1	5144.590	26.02	40.19	66.21	74.00	-7.79	peak
2	5150.000	24.48	40.21	64.69	74.00	-9.31	peak

Test Mode:	SRD 60MHz AV	Frequency(MHz):	5196
Polarity:	Horizontal	Test Voltage:	DC 7.2 V



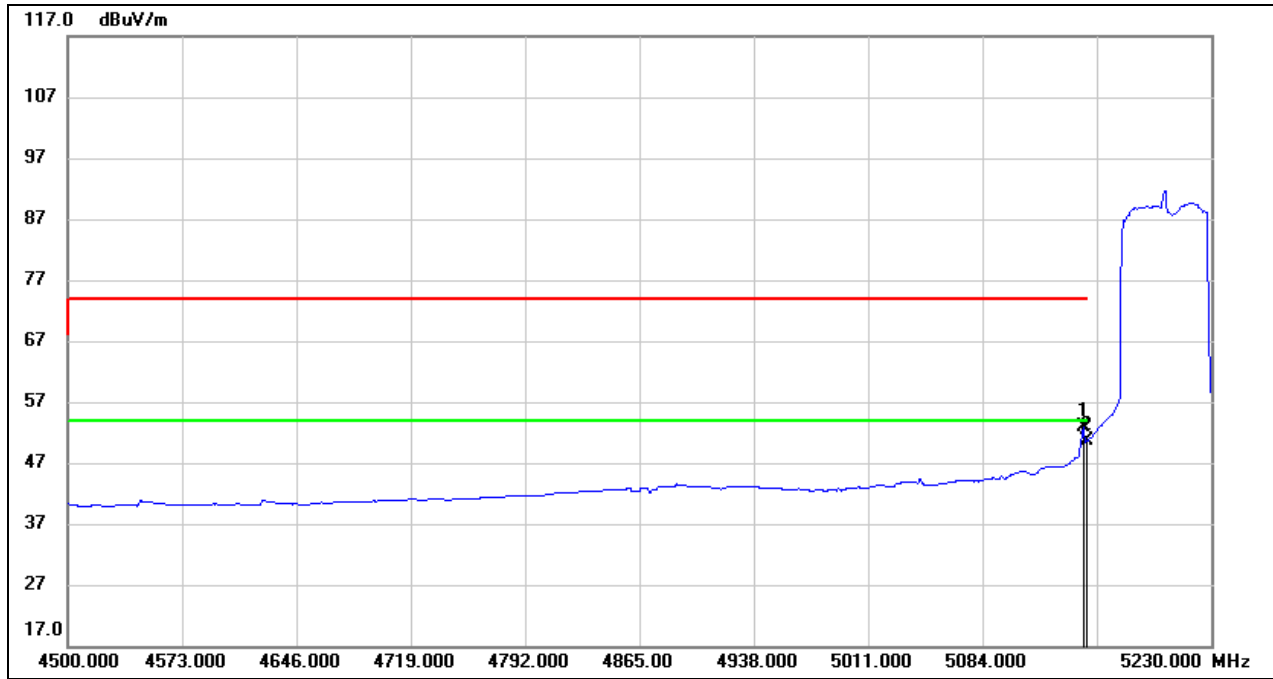
No.	Frequency (MHz)	Reading (dBuV)	Correct (dB/m)	Result (dBuV/m)	Limit (dBuV/m)	Margin (dB)	Remark
1	5144.590	9.74	40.19	49.93	54.00	-4.07	AVG
2	5150.000	10.67	40.21	50.88	54.00	-3.12	AVG

Test Mode:	SRD 60MHz PK	Frequency(MHz):	5200
Polarity:	Horizontal	Test Voltage:	DC 7.2 V



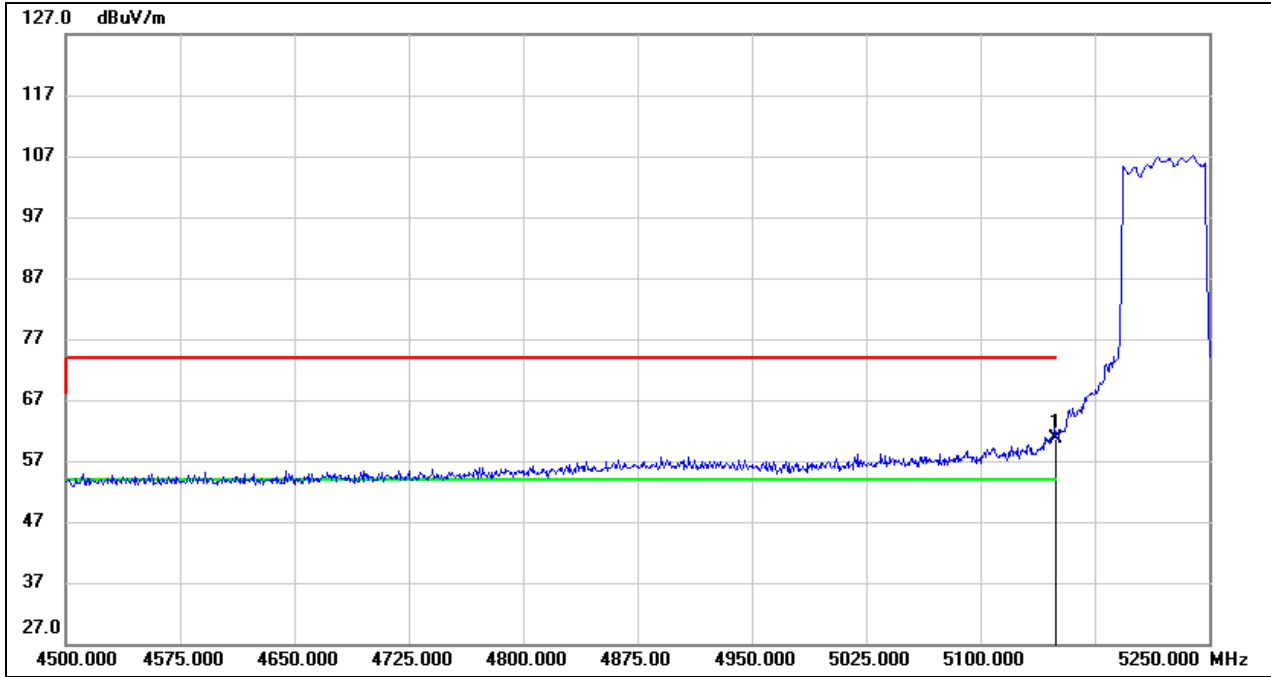
No.	Frequency (MHz)	Reading (dBuV)	Correct (dB/m)	Result (dBuV/m)	Limit (dBuV/m)	Margin (dB)	Remark
1	5148.240	24.73	40.21	64.94	74.00	-9.06	peak
2	5150.000	25.89	40.21	66.10	74.00	-7.90	peak

Test Mode:	SRD 60MHz AV	Frequency(MHz):	5200
Polarity:	Horizontal	Test Voltage:	DC 7.2 V



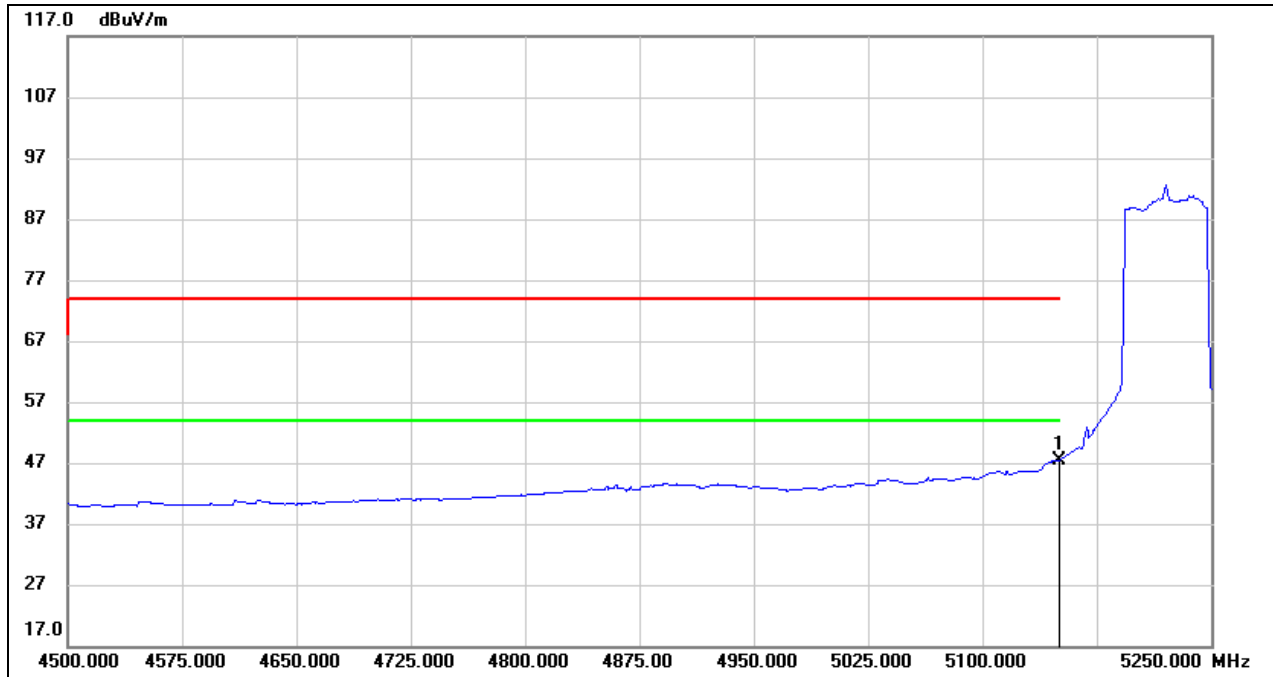
No.	Frequency (MHz)	Reading (dBuV)	Correct (dB/m)	Result (dBuV/m)	Limit (dBuV/m)	Margin (dB)	Remark
1	5148.240	12.56	40.21	52.77	54.00	-1.23	AVG
2	5150.000	10.39	40.21	50.60	54.00	-3.40	AVG

Test Mode:	SRD 60MHz PK	Frequency(MHz):	5220
Polarity:	Horizontal	Test Voltage:	DC 7.2 V



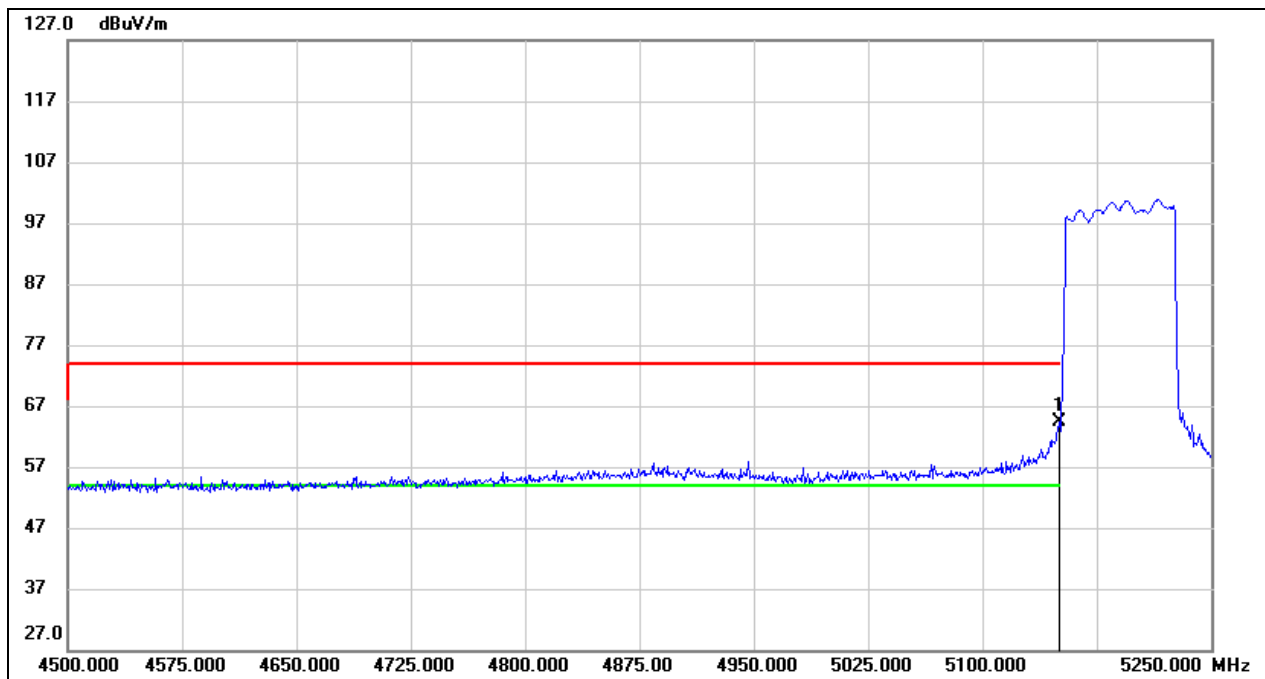
No.	Frequency (MHz)	Reading (dBuV)	Correct (dB/m)	Result (dBuV/m)	Limit (dBuV/m)	Margin (dB)	Remark
1	5150.000	20.32	40.21	60.53	74.00	-13.47	peak

Test Mode:	SRD 60MHz AV	Frequency(MHz):	5220
Polarity:	Horizontal	Test Voltage:	DC 7.2 V



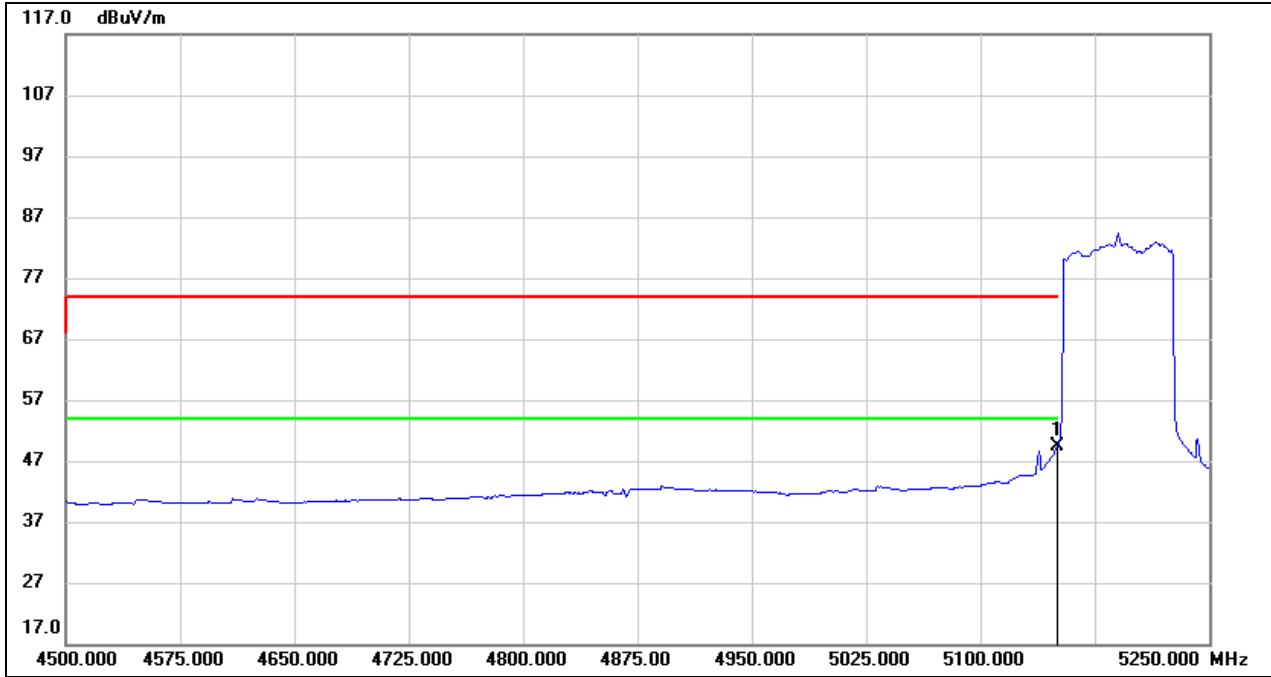
No.	Frequency (MHz)	Reading (dBuV)	Correct (dB/m)	Result (dBuV/m)	Limit (dBuV/m)	Margin (dB)	Remark
1	5150.000	7.18	40.21	47.39	54.00	-6.61	AVG

Test Mode:	SRD 80MHz PK	Frequency(MHz):	5190
Polarity:	Horizontal	Test Voltage:	DC 7.2 V



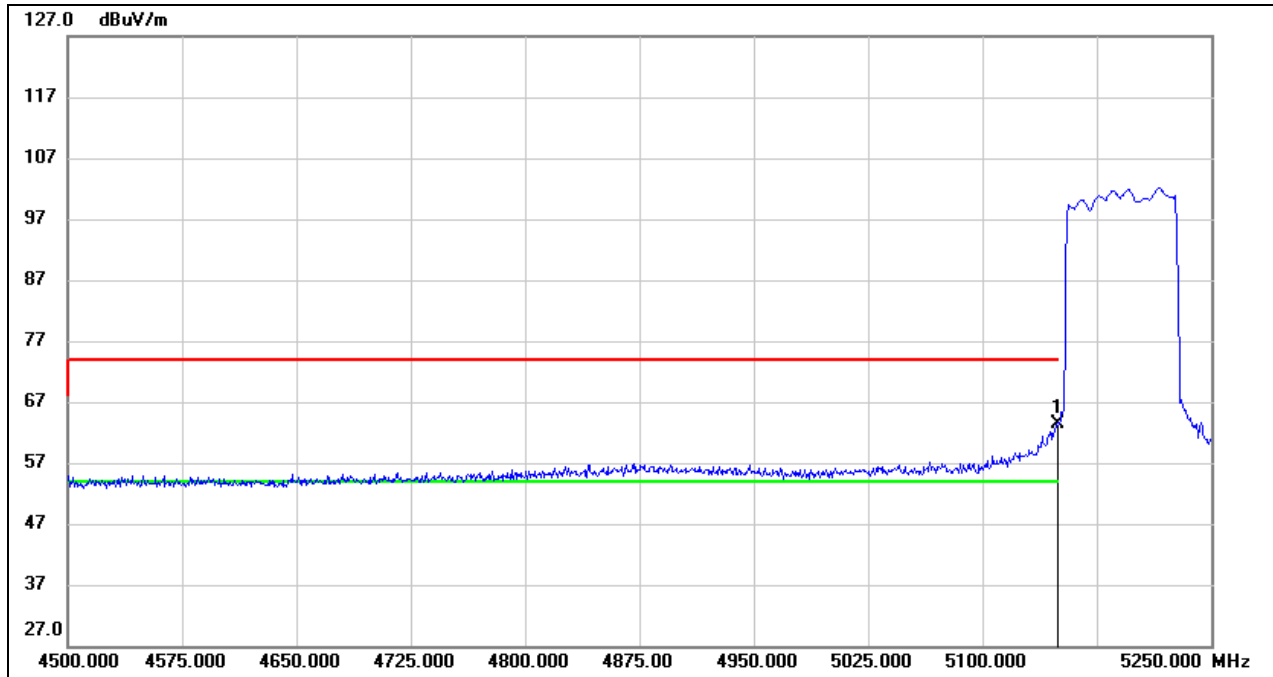
No.	Frequency (MHz)	Reading (dBuV)	Correct (dB/m)	Result (dBuV/m)	Limit (dBuV/m)	Margin (dB)	Remark
1	5150.000	24.05	40.21	64.26	74.00	-9.74	peak

Test Mode:	SRD 80MHz AV	Frequency(MHz):	5190
Polarity:	Horizontal	Test Voltage:	DC 7.2 V



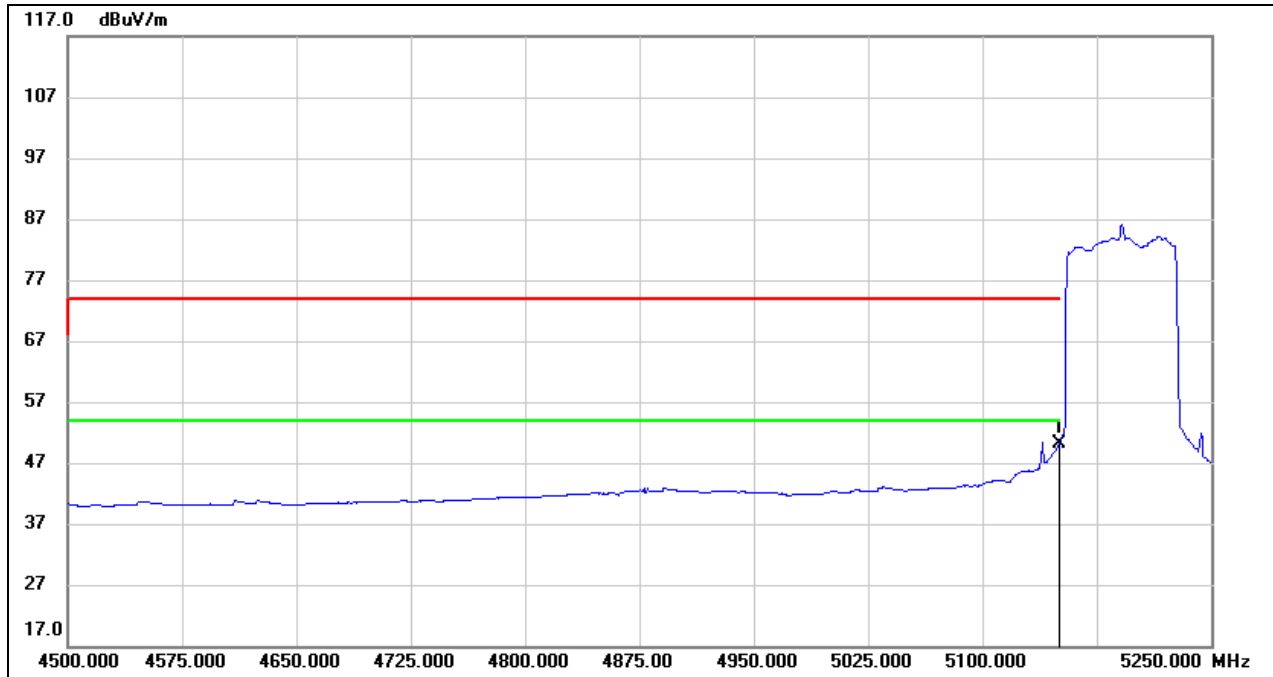
No.	Frequency (MHz)	Reading (dBuV)	Correct (dB/m)	Result (dBuV/m)	Limit (dBuV/m)	Margin (dB)	Remark
1	5150.000	9.08	40.21	49.29	54.00	-4.71	AVG

Test Mode:	SRD 80MHz PK	Frequency(MHz):	5191
Polarity:	Horizontal	Test Voltage:	DC 7.2 V



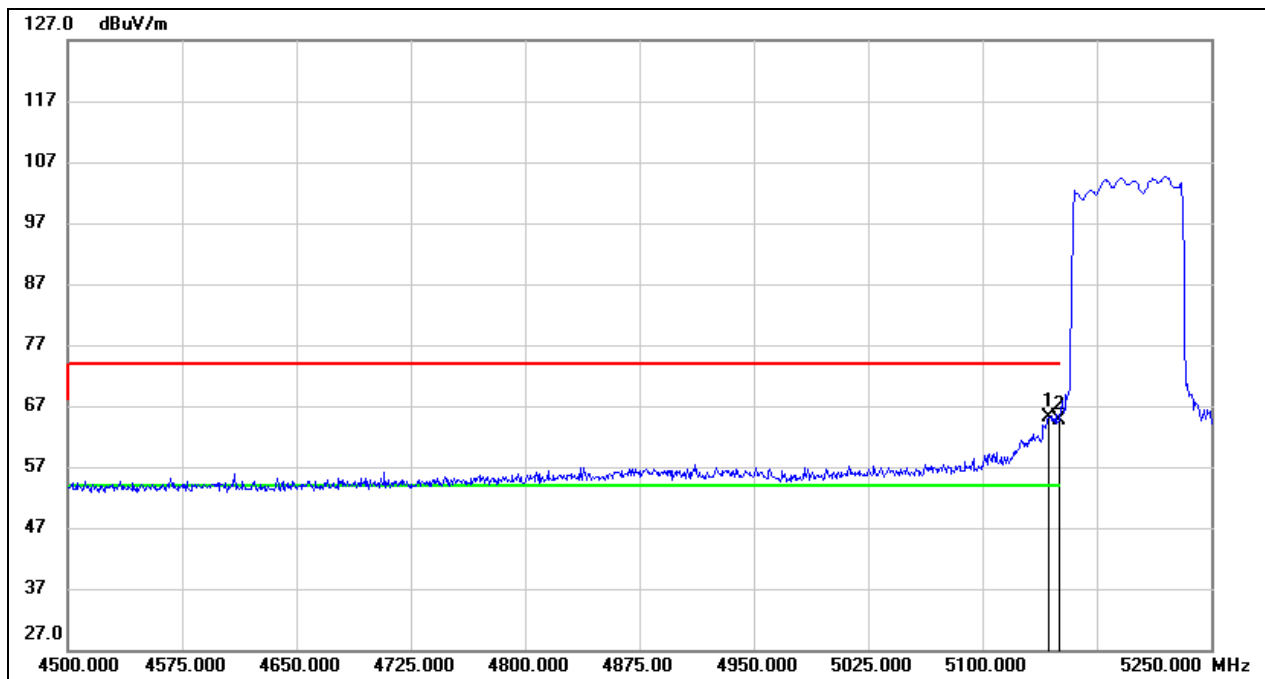
No.	Frequency (MHz)	Reading (dBuV)	Correct (dB/m)	Result (dBuV/m)	Limit (dBuV/m)	Margin (dB)	Remark
1	5150.000	23.22	40.21	63.43	74.00	-10.57	peak

Test Mode:	SRD 80MHz AV	Frequency(MHz):	5191
Polarity:	Horizontal	Test Voltage:	DC 7.2 V



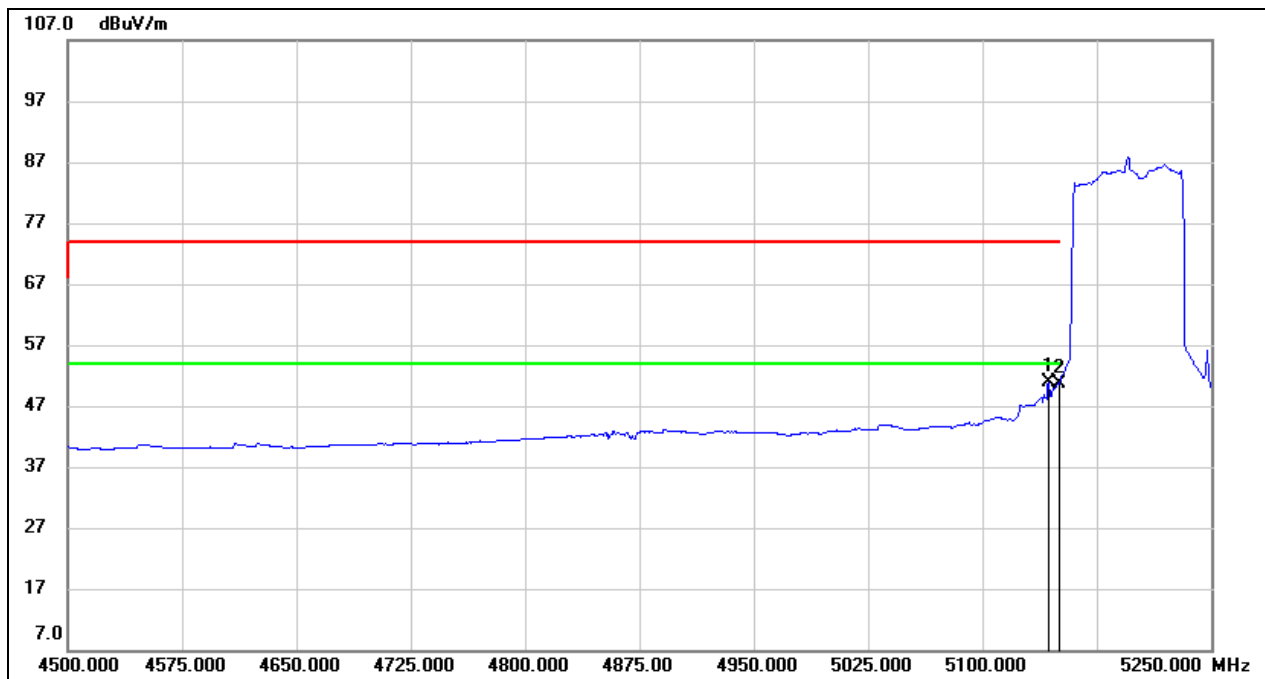
No.	Frequency (MHz)	Reading (dBuV)	Correct (dB/m)	Result (dBuV/m)	Limit (dBuV/m)	Margin (dB)	Remark
1	5150.000	9.88	40.21	50.09	54.00	-3.91	AVG

Test Mode:	SRD 80MHz PK	Frequency(MHz):	5195
Polarity:	Horizontal	Test Voltage:	DC 7.2 V



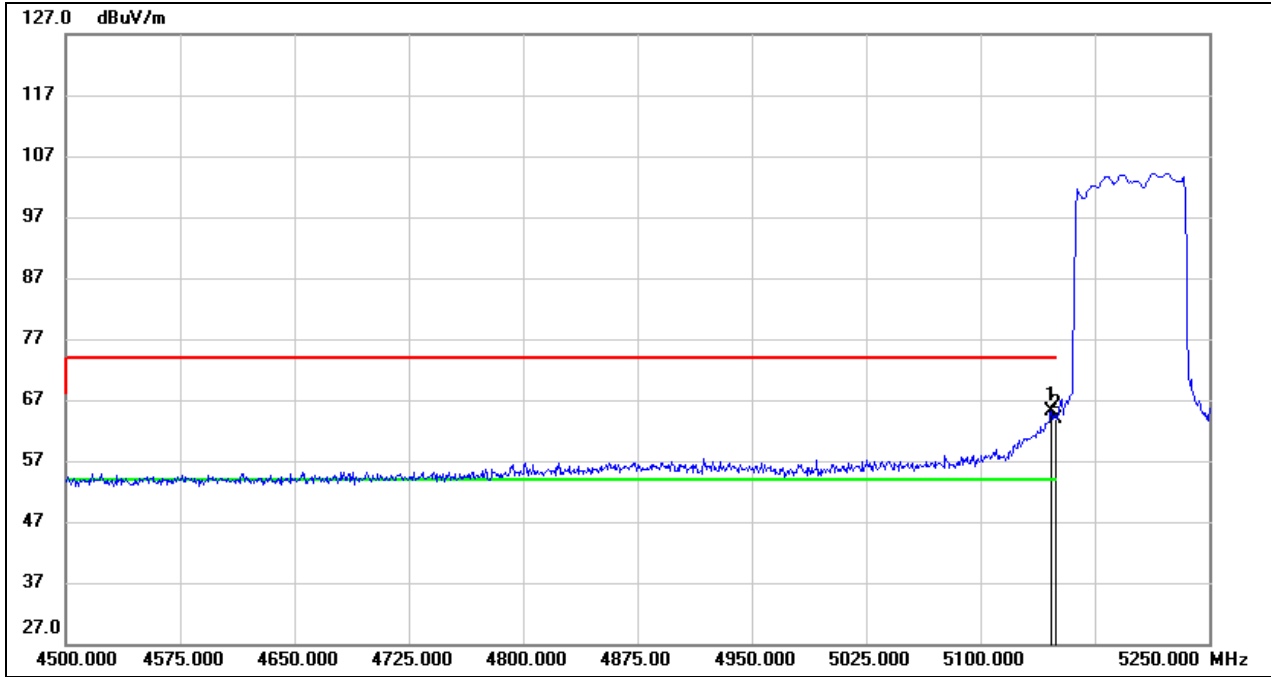
No.	Frequency (MHz)	Reading (dBuV)	Correct (dB/m)	Result (dBuV/m)	Limit (dBuV/m)	Margin (dB)	Remark
1	5143.500	24.83	40.19	65.02	74.00	-8.98	peak
2	5150.000	24.37	40.21	64.58	74.00	-9.42	peak

Test Mode:	SRD 80MHz AV	Frequency(MHz):	5195
Polarity:	Horizontal	Test Voltage:	DC 7.2 V



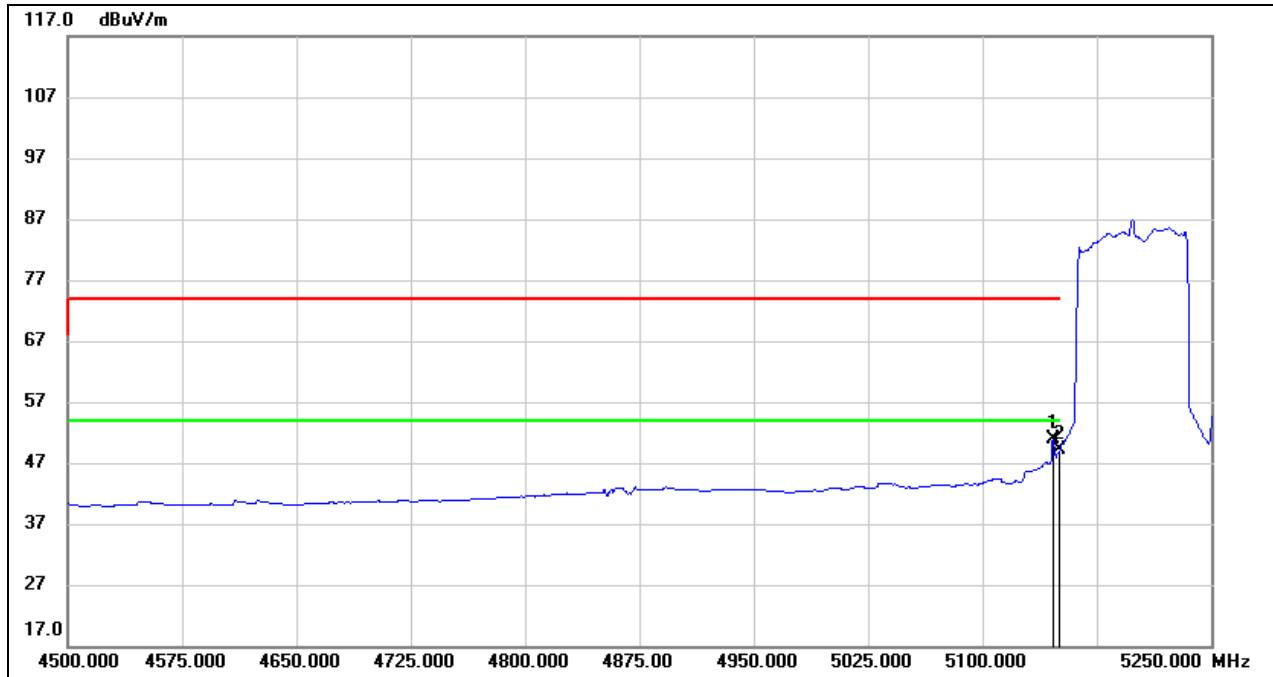
No.	Frequency (MHz)	Reading (dBuV)	Correct (dB/m)	Result (dBuV/m)	Limit (dBuV/m)	Margin (dB)	Remark
1	5143.500	10.63	40.19	50.82	54.00	-3.18	AVG
2	5150.000	10.49	40.21	50.70	54.00	-3.30	AVG

Test Mode:	SRD 80MHz PK	Frequency(MHz):	5198
Polarity:	Horizontal	Test Voltage:	DC 7.2 V



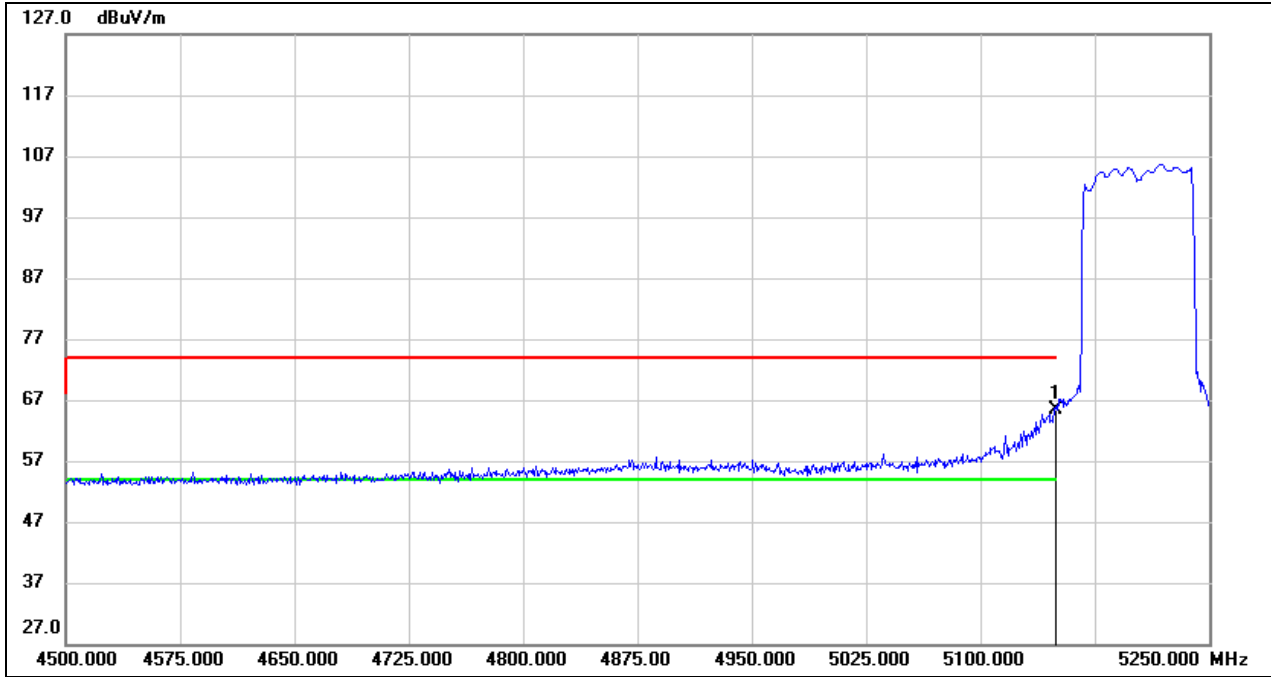
No.	Frequency (MHz)	Reading (dBuV)	Correct (dB/m)	Result (dBuV/m)	Limit (dBuV/m)	Margin (dB)	Remark
1	5146.500	25.00	40.20	65.20	74.00	-8.80	peak
2	5150.000	23.71	40.21	63.92	74.00	-10.08	peak

Test Mode:	SRD 80MHz AV	Frequency(MHz):	5198
Polarity:	Horizontal	Test Voltage:	DC 7.2 V



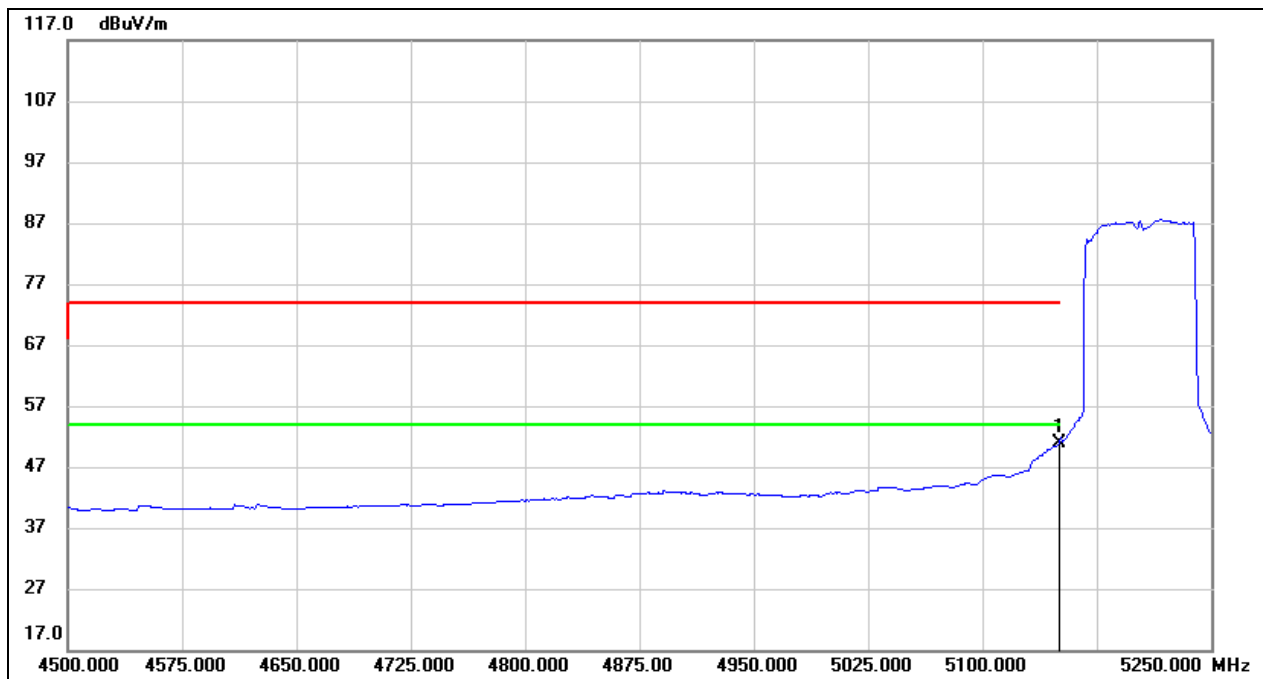
No.	Frequency (MHz)	Reading (dBuV)	Correct (dB/m)	Result (dBuV/m)	Limit (dBuV/m)	Margin (dB)	Remark
1	5146.500	10.70	40.20	50.90	54.00	-3.10	AVG
2	5150.000	8.93	40.21	49.14	54.00	-4.86	AVG

Test Mode:	SRD 80MHz PK	Frequency(MHz):	5203
Polarity:	Horizontal	Test Voltage:	DC 7.2 V



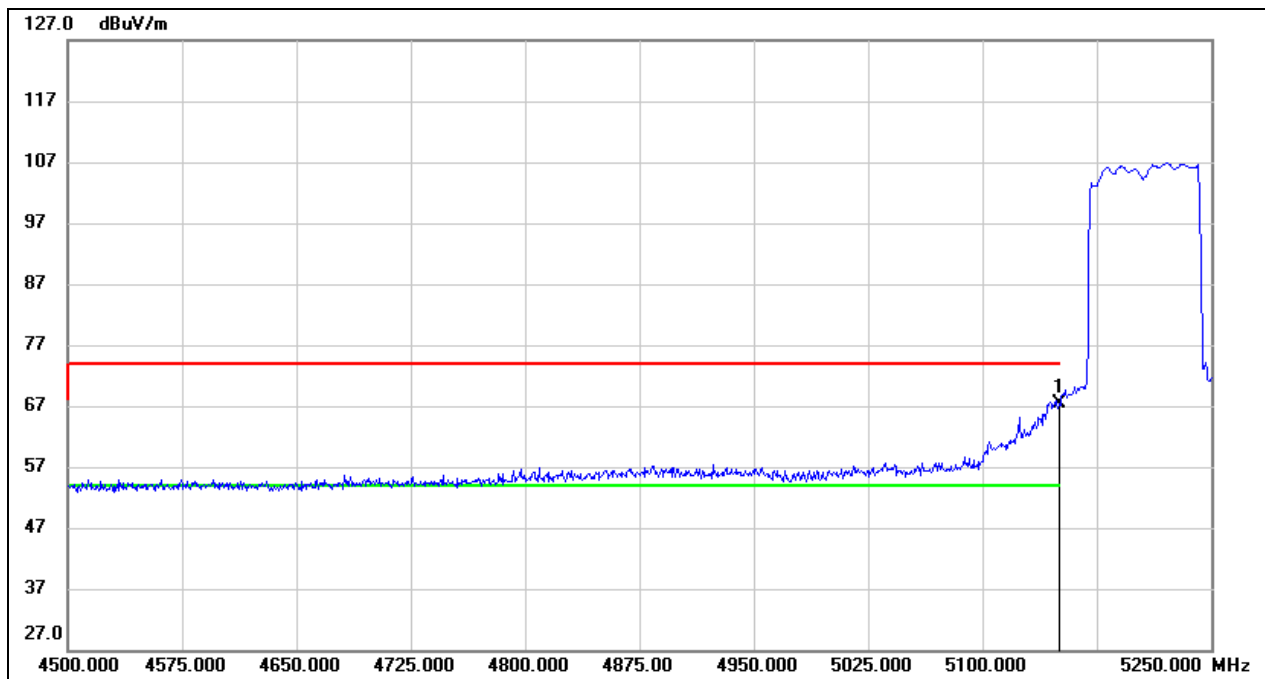
No.	Frequency (MHz)	Reading (dBuV)	Correct (dB/m)	Result (dBuV/m)	Limit (dBuV/m)	Margin (dB)	Remark
1	5150.000	25.29	40.21	65.50	74.00	-8.50	peak

Test Mode:	SRD 80MHz AV	Frequency(MHz):	5203
Polarity:	Horizontal	Test Voltage:	DC 7.2 V



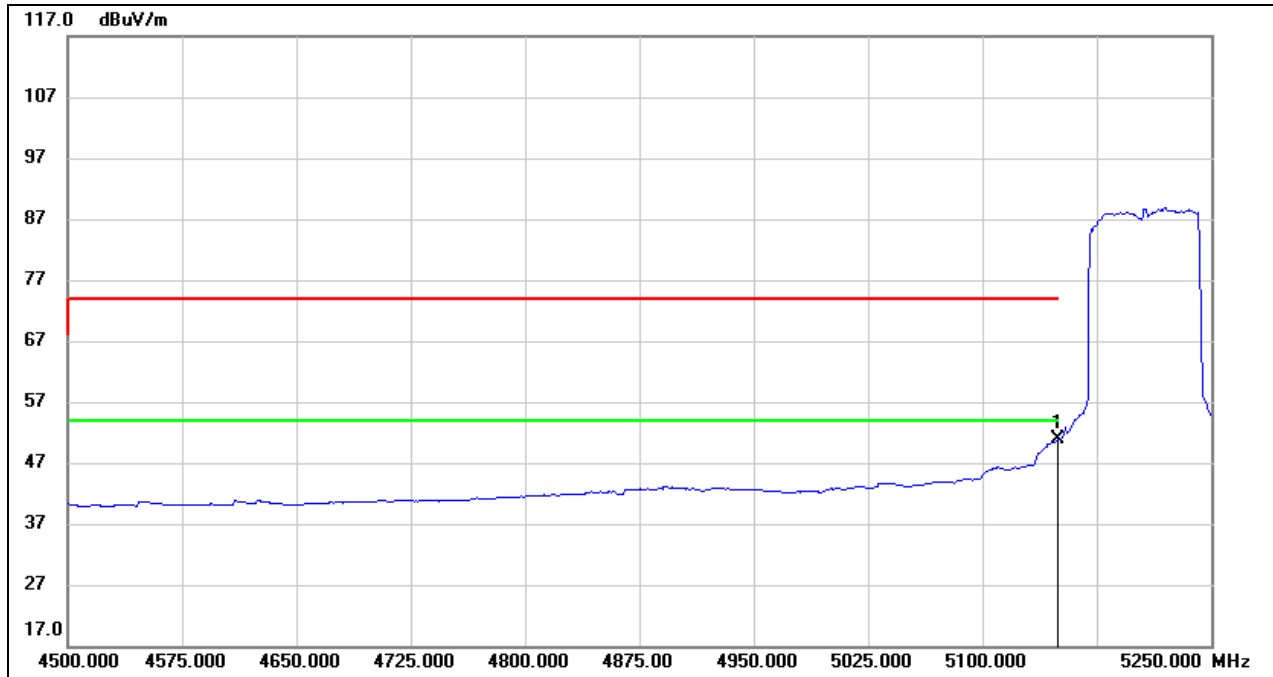
No.	Frequency (MHz)	Reading (dBuV)	Correct (dB/m)	Result (dBuV/m)	Limit (dBuV/m)	Margin (dB)	Remark
1	5150.000	10.72	40.21	50.93	54.00	-3.07	AVG

Test Mode:	SRD 80MHz PK	Frequency(MHz):	5206
Polarity:	Horizontal	Test Voltage:	DC 7.2 V



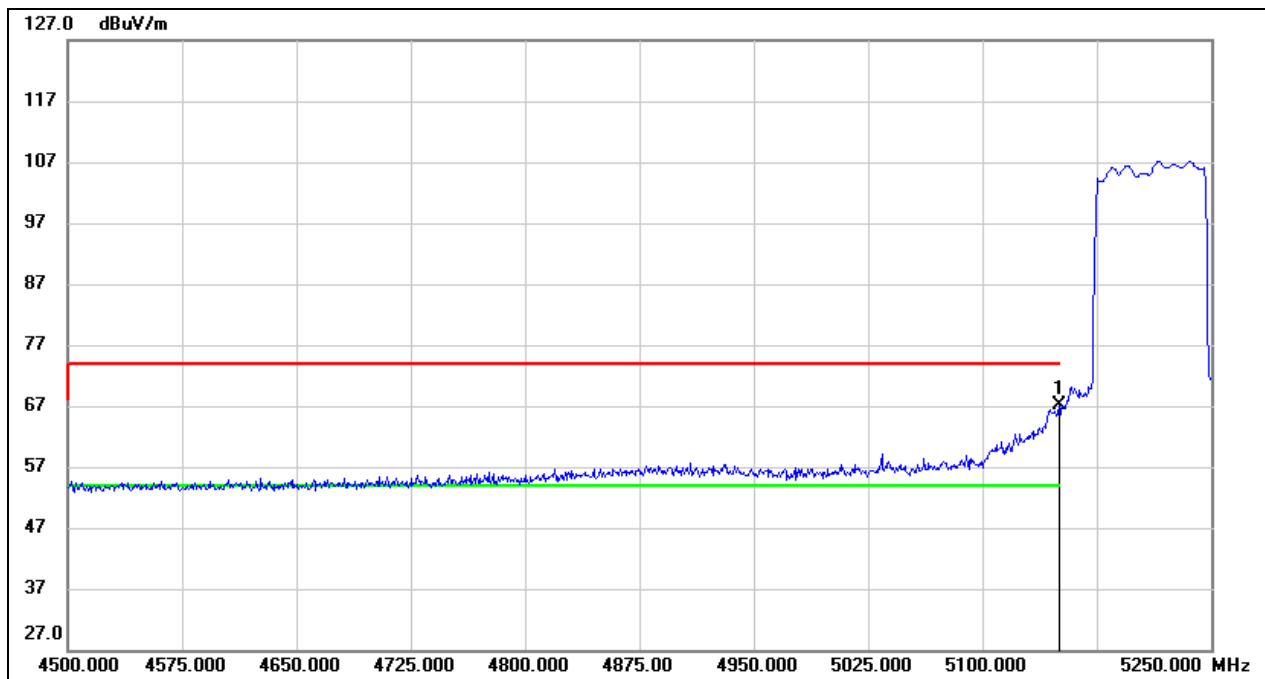
No.	Frequency (MHz)	Reading (dBuV)	Correct (dB/m)	Result (dBuV/m)	Limit (dBuV/m)	Margin (dB)	Remark
1	5150.000	27.05	40.21	67.26	74.00	-6.74	peak

Test Mode:	SRD 80MHz AV	Frequency(MHz):	5206
Polarity:	Horizontal	Test Voltage:	DC 7.2 V



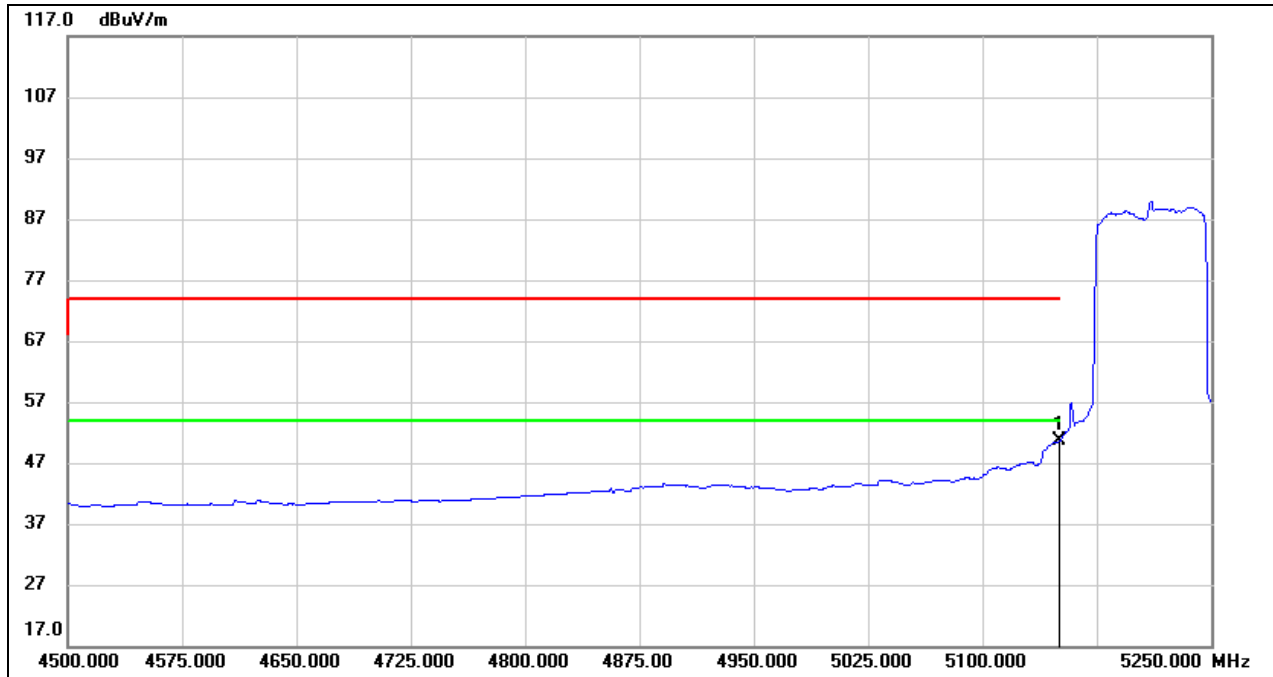
No.	Frequency (MHz)	Reading (dBuV)	Correct (dB/m)	Result (dBuV/m)	Limit (dBuV/m)	Margin (dB)	Remark
1	5150.000	10.60	40.21	50.81	54.00	-3.19	AVG

Test Mode:	SRD 80MHz PK	Frequency(MHz):	5210
Polarity:	Horizontal	Test Voltage:	DC 7.2 V



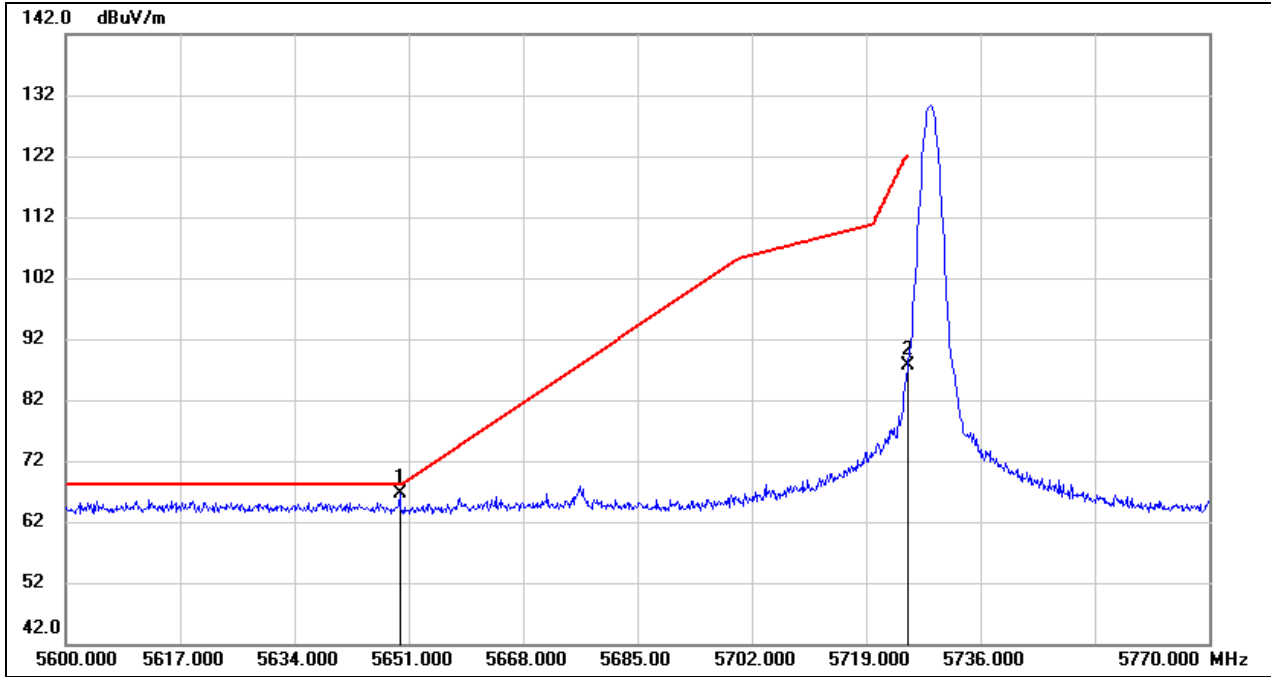
No.	Frequency (MHz)	Reading (dBuV)	Correct (dB/m)	Result (dBuV/m)	Limit (dBuV/m)	Margin (dB)	Remark
1	5150.000	27.00	40.21	67.21	74.00	-6.79	peak

Test Mode:	SRD 80MHz AV	Frequency(MHz):	5210
Polarity:	Horizontal	Test Voltage:	DC 7.2 V



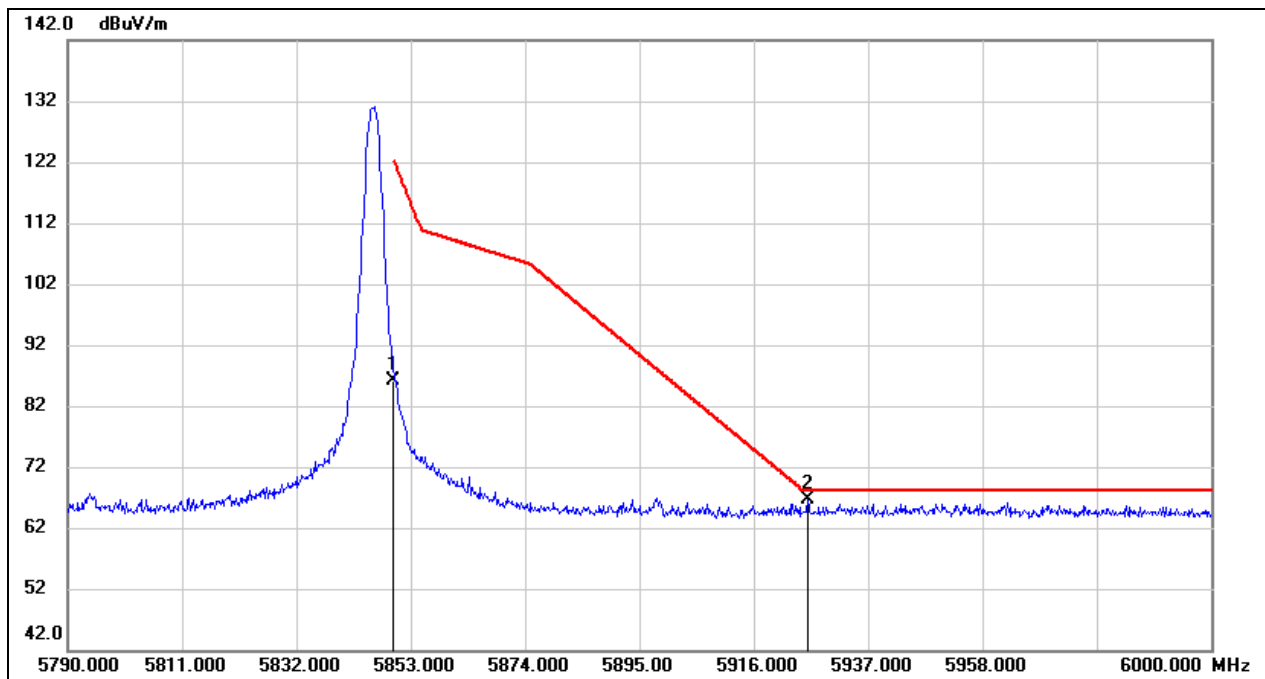
No.	Frequency (MHz)	Reading (dBuV)	Correct (dB/m)	Result (dBuV/m)	Limit (dBuV/m)	Margin (dB)	Remark
1	5150.000	10.30	40.21	50.51	54.00	-3.49	AVG

Test Mode:	SRD 1.4MHz PK	Frequency(MHz):	5728.5
Polarity:	Horizontal	Test Voltage:	DC 7.2 V



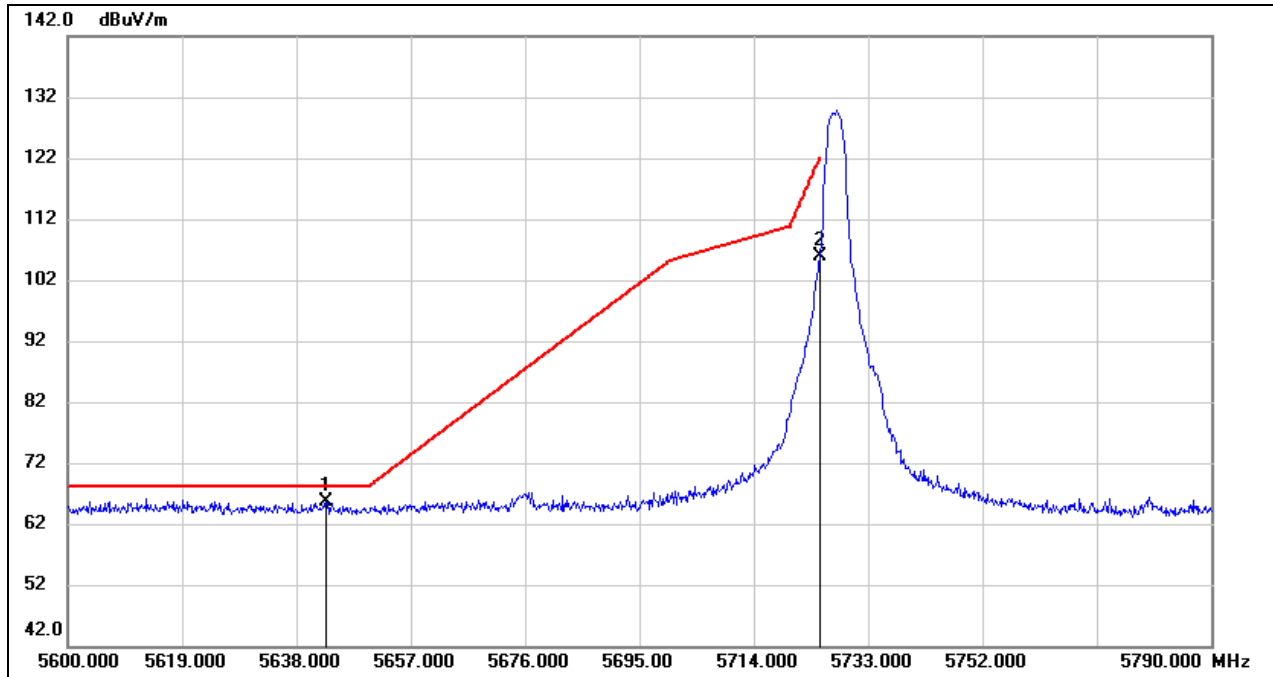
No.	Frequency (MHz)	Reading (dBuV)	Correct (dB/m)	Result (dBuV/m)	Limit (dBuV/m)	Margin (dB)	Remark
1	5649.640	25.31	41.33	66.64	68.20	-1.56	peak
2	5725.000	46.49	41.24	87.73	122.20	-34.47	peak

Test Mode:	SRD 1.4MHz PK	Frequency(MHz):	5846.12
Polarity:	Horizontal	Test Voltage:	DC 7.2 V



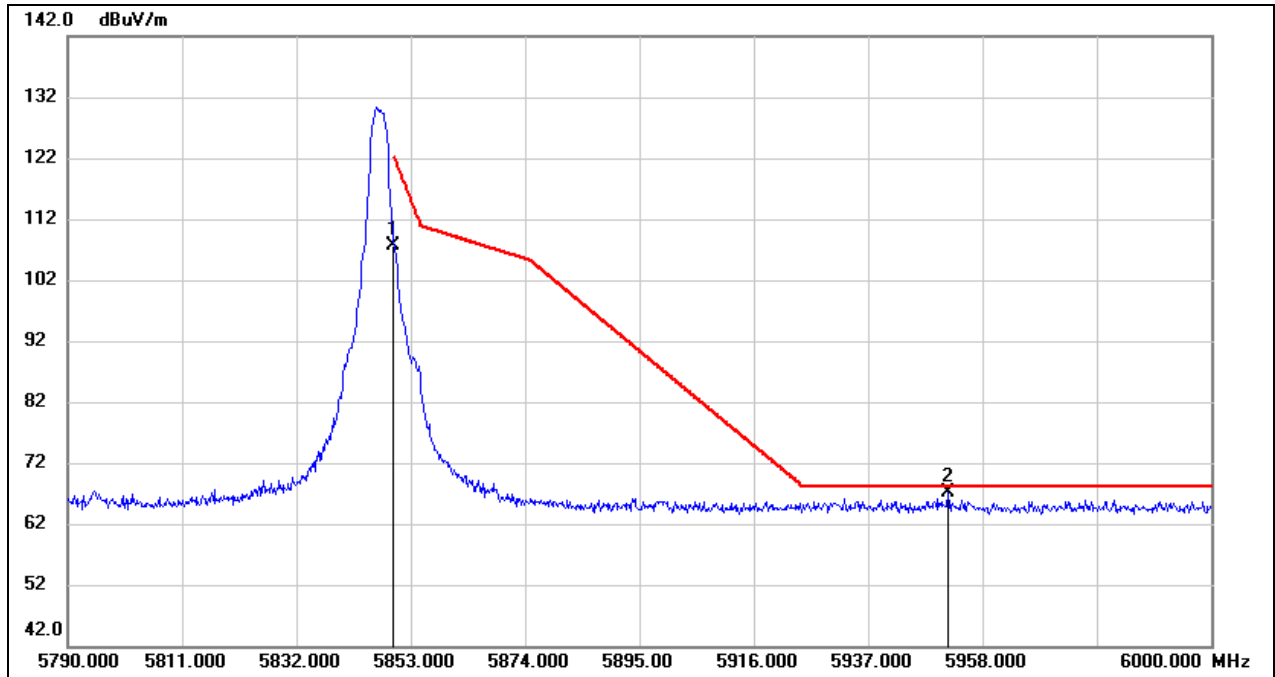
No.	Frequency (MHz)	Reading (dBuV)	Correct (dB/m)	Result (dBuV/m)	Limit (dBuV/m)	Margin (dB)	Remark
1	5850.000	44.84	41.37	86.21	122.20	-35.99	peak
2	5925.870	24.97	41.72	66.69	68.20	-1.51	peak

Test Mode:	SRD 3MHz PK	Frequency(MHz):	5727.5
Polarity:	Horizontal	Test Voltage:	DC 7.2 V



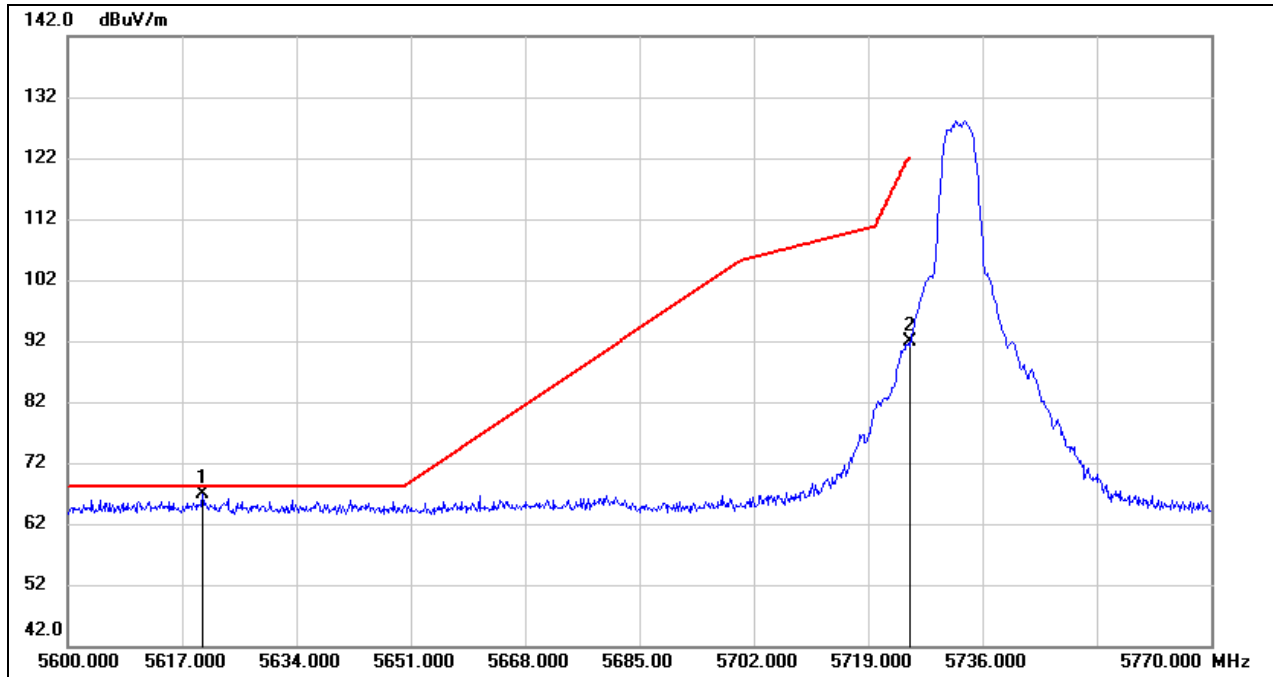
No.	Frequency (MHz)	Reading (dBuV)	Correct (dB/m)	Result (dBuV/m)	Limit (dBuV/m)	Margin (dB)	Remark
1	5642.940	24.22	41.33	65.55	68.20	-2.65	peak
2	5725.000	64.58	41.24	105.82	122.20	-16.38	peak

Test Mode:	SRD 3MHz PK	Frequency(MHz):	5847.2
Polarity:	Horizontal	Test Voltage:	DC 7.2 V



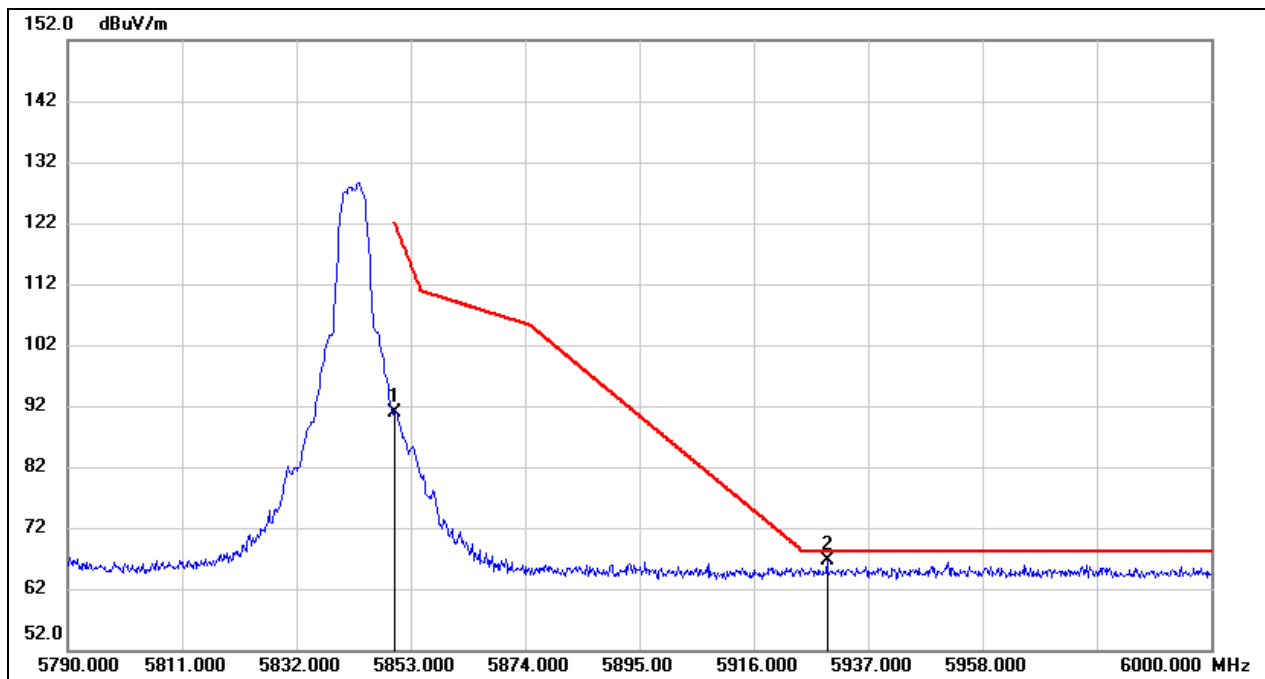
No.	Frequency (MHz)	Reading (dBuV)	Correct (dB/m)	Result (dBuV/m)	Limit (dBuV/m)	Margin (dB)	Remark
1	5850.000	66.14	41.37	107.51	122.20	-14.69	peak
2	5951.700	25.33	41.83	67.16	68.20	-1.04	peak

Test Mode:	SRD 5MHz PK	Frequency(MHz):	5732.5
Polarity:	Horizontal	Test Voltage:	DC 7.2 V



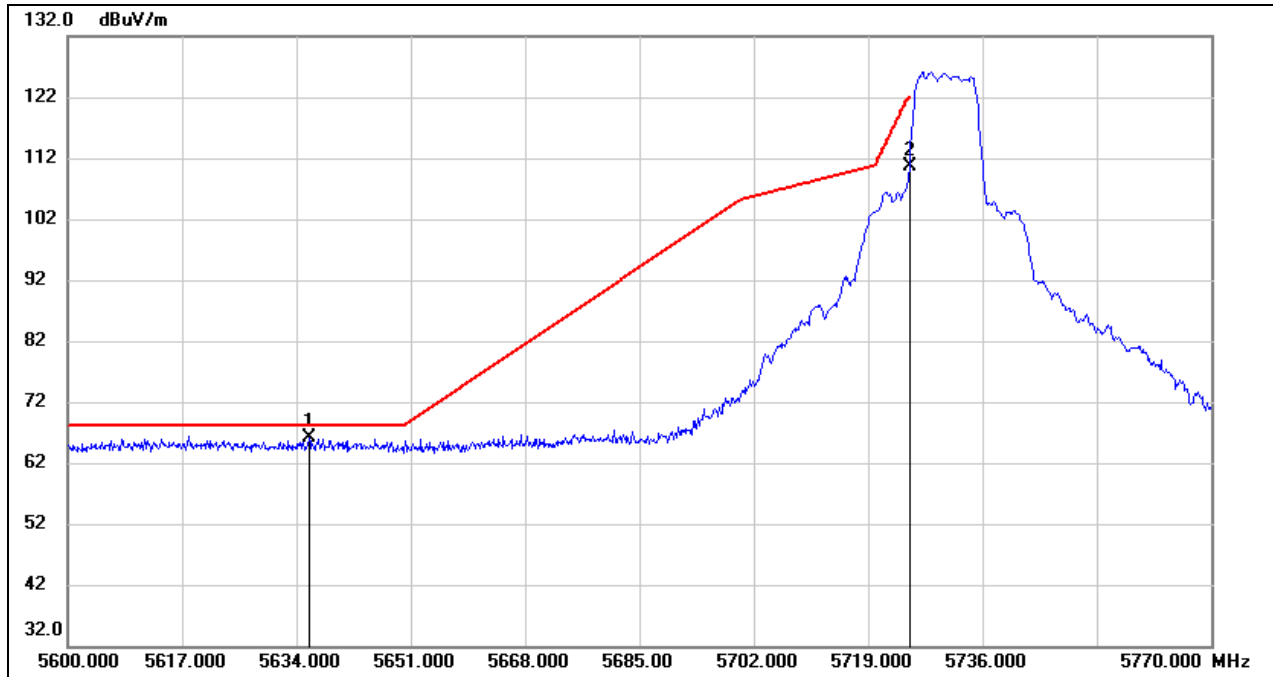
No.	Frequency (MHz)	Reading (dBuV)	Correct (dB/m)	Result (dBuV/m)	Limit (dBuV/m)	Margin (dB)	Remark
1	5620.060	25.60	41.36	66.96	68.20	-1.24	peak
2	5725.000	50.64	41.24	91.88	122.20	-30.32	peak

Test Mode:	SRD 5MHz PK	Frequency(MHz):	5842.5
Polarity:	Horizontal	Test Voltage:	DC 7.2 V



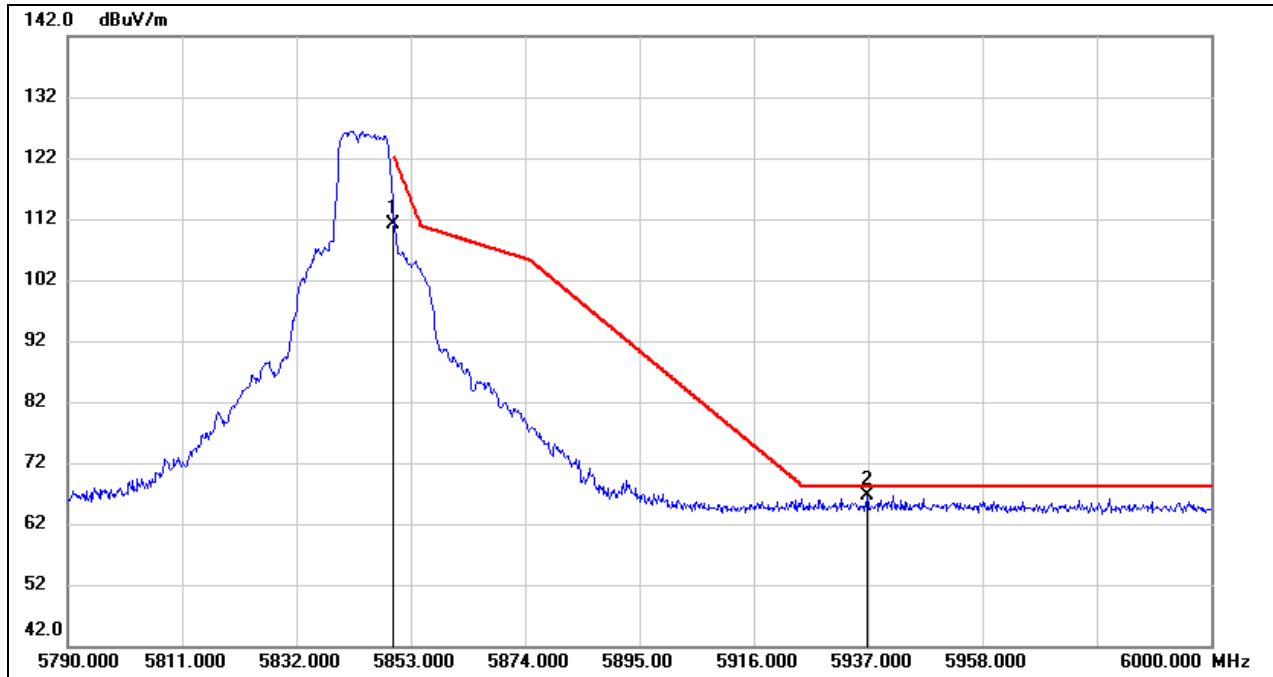
No.	Frequency (MHz)	Reading (dBuV)	Correct (dB/m)	Result (dBuV/m)	Limit (dBuV/m)	Margin (dB)	Remark
1	5850.000	49.51	41.37	90.88	122.20	-31.32	peak
2	5929.440	24.79	41.73	66.52	68.20	-1.68	peak

Test Mode:	SRD 10MHz PK	Frequency(MHz):	5730.5
Polarity:	Horizontal	Test Voltage:	DC 7.2 V



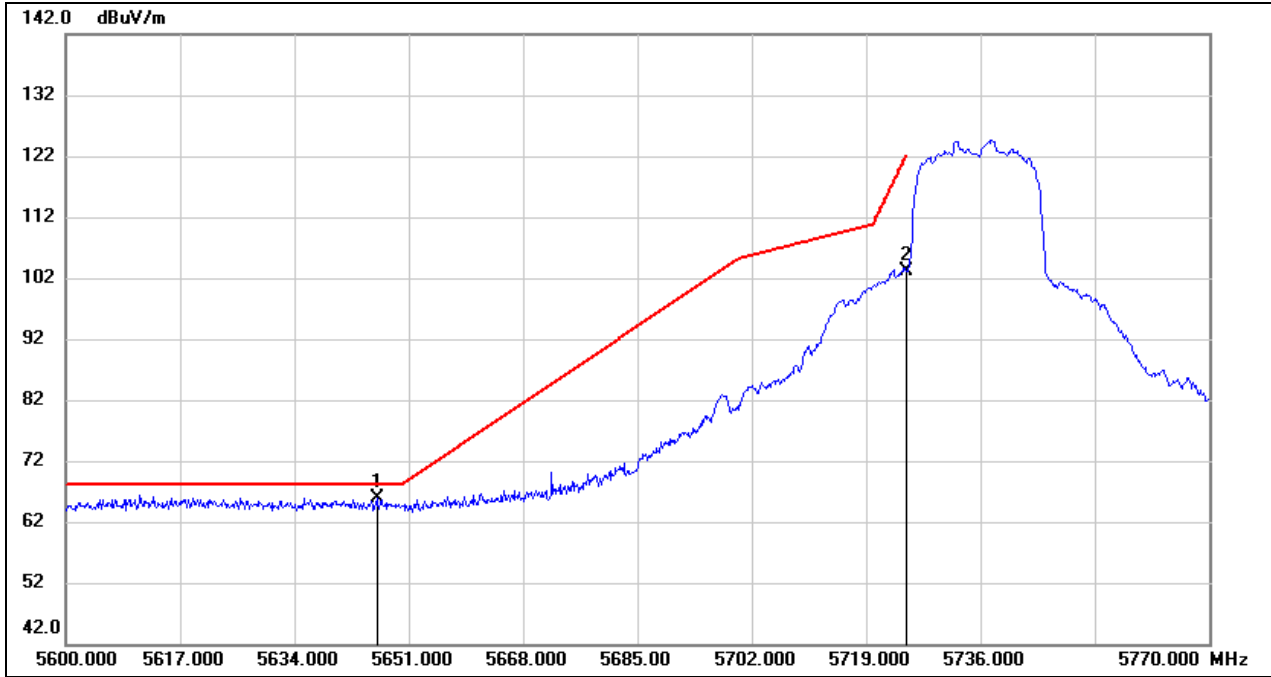
No.	Frequency (MHz)	Reading (dBuV)	Correct (dB/m)	Result (dBuV/m)	Limit (dBuV/m)	Margin (dB)	Remark
1	5635.870	24.72	41.35	66.07	68.20	-2.13	peak
2	5725.000	69.31	41.24	110.55	122.20	-11.65	peak

Test Mode:	SRD 10MHz PK	Frequency(MHz):	5844.5
Polarity:	Horizontal	Test Voltage:	DC 7.2 V



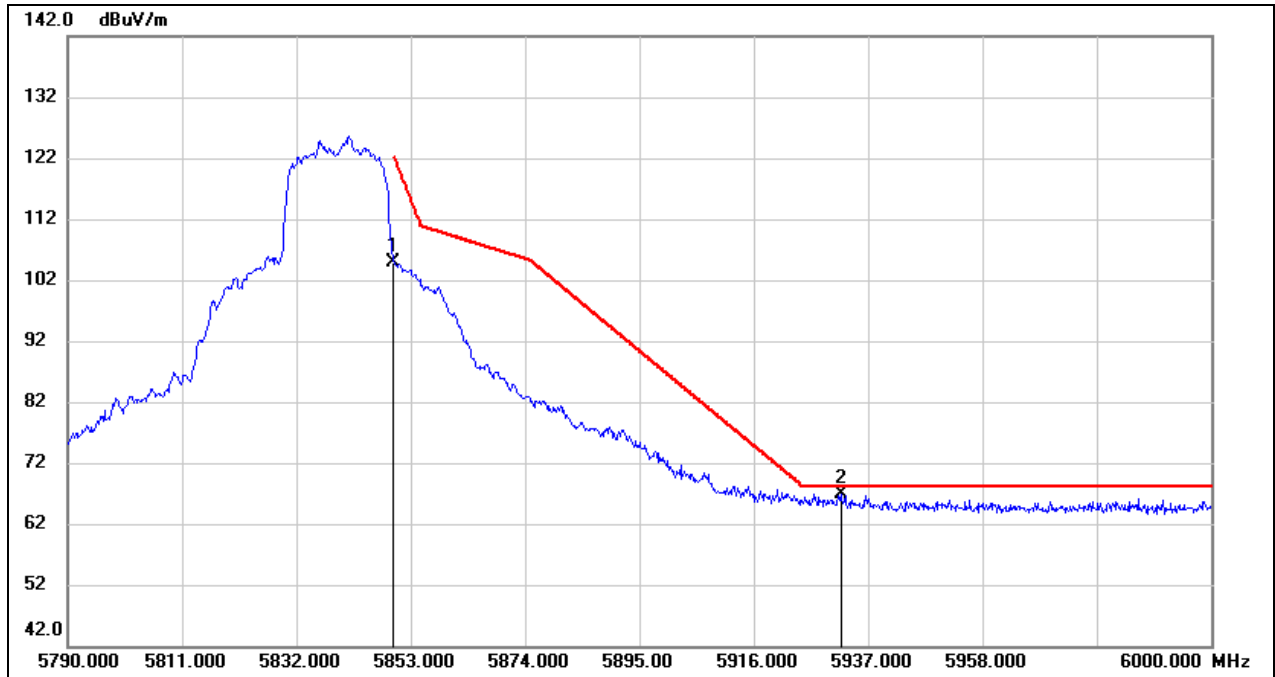
No.	Frequency (MHz)	Reading (dBuV)	Correct (dB/m)	Result (dBuV/m)	Limit (dBuV/m)	Margin (dB)	Remark
1	5850.000	69.82	41.37	111.19	122.20	-11.01	peak
2	5936.790	24.80	41.77	66.57	68.20	-1.63	peak

Test Mode:	SRD 20MHz PK	Frequency(MHz):	5735.5
Polarity:	Horizontal	Test Voltage:	DC 7.2 V



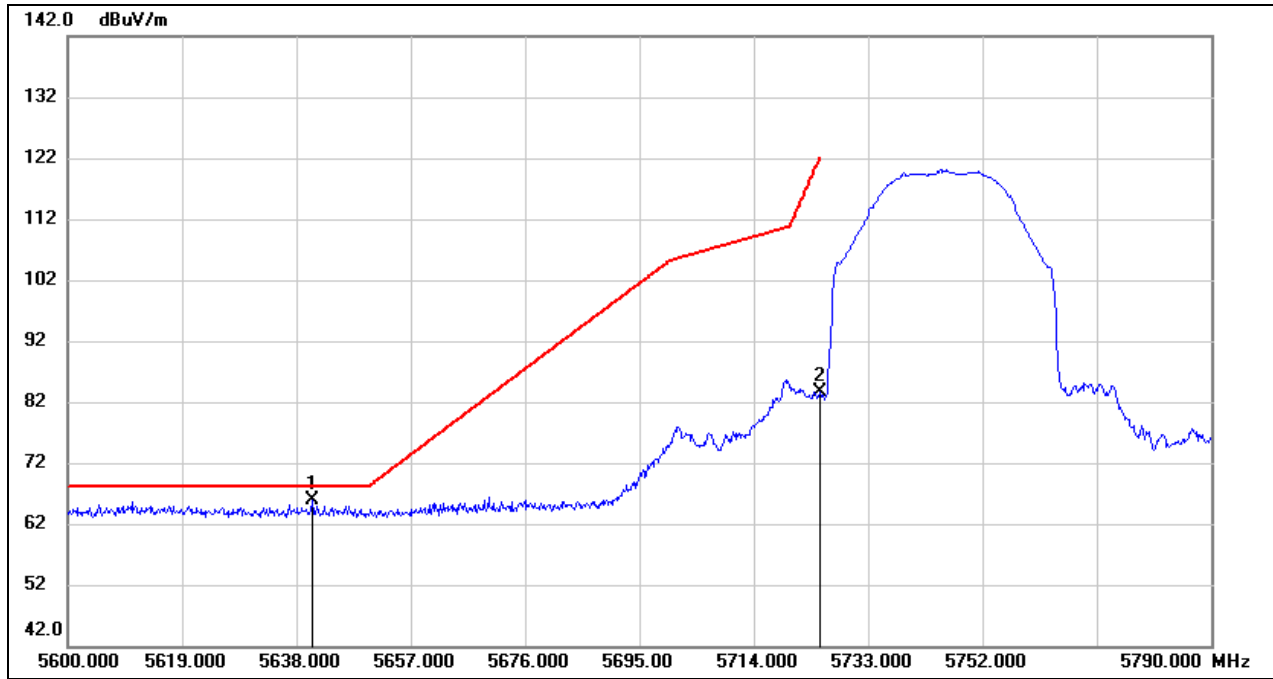
No.	Frequency (MHz)	Reading (dBuV)	Correct (dB/m)	Result (dBuV/m)	Limit (dBuV/m)	Margin (dB)	Remark
1	5646.240	24.44	41.34	65.78	68.20	-2.42	peak
2	5725.000	61.88	41.24	103.12	122.20	-19.08	peak

Test Mode:	SRD 20MHz PK	Frequency(MHz):	5839.5
Polarity:	Horizontal	Test Voltage:	DC 7.2 V



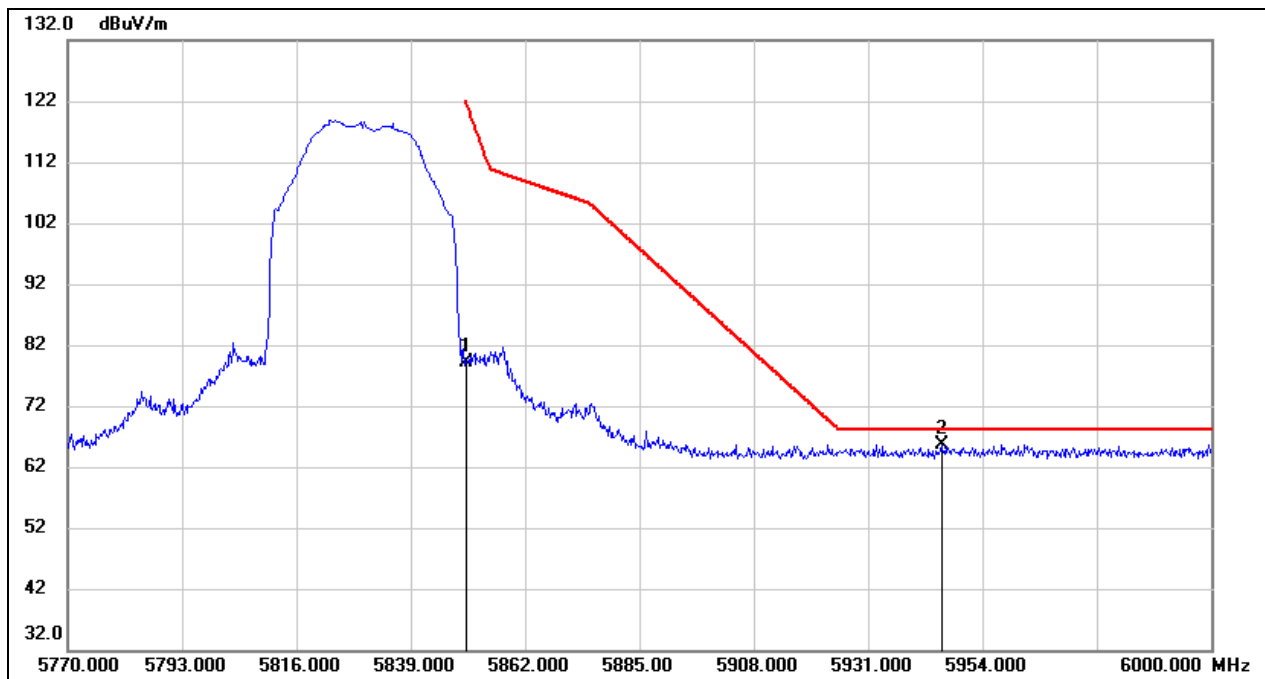
No.	Frequency (MHz)	Reading (dBuV)	Correct (dB/m)	Result (dBuV/m)	Limit (dBuV/m)	Margin (dB)	Remark
1	5850.000	63.45	41.37	104.82	122.20	-17.38	peak
2	5931.960	25.23	41.74	66.97	68.20	-1.23	peak

Test Mode:	SRD 40MHz PK	Frequency(MHz):	5745.5
Polarity:	Horizontal	Test Voltage:	DC 7.2 V



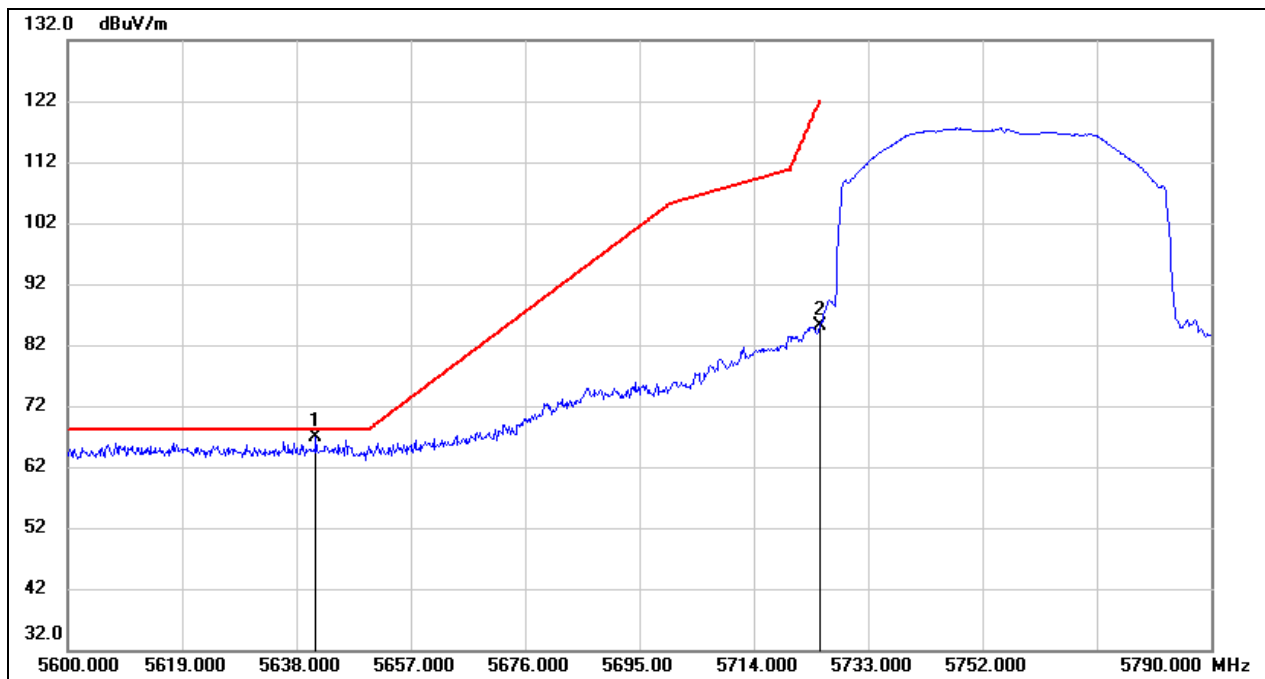
No.	Frequency (MHz)	Reading (dBuV)	Correct (dB/m)	Result (dBuV/m)	Limit (dBuV/m)	Margin (dB)	Remark
1	5640.660	24.54	41.34	65.88	68.20	-2.32	peak
2	5725.000	42.41	41.24	83.65	122.20	-38.55	peak

Test Mode:	SRD 40MHz PK	Frequency(MHz):	5829.5
Polarity:	Horizontal	Test Voltage:	DC 7.2 V



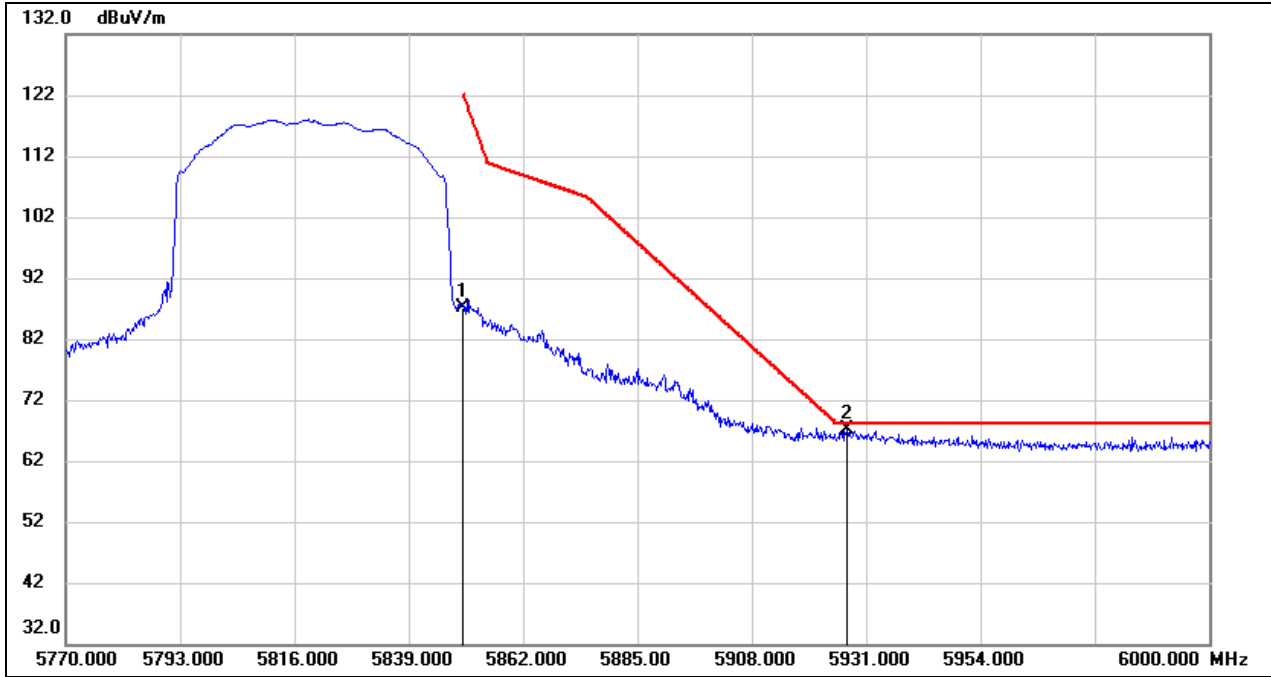
No.	Frequency (MHz)	Reading (dBuV)	Correct (dB/m)	Result (dBuV/m)	Limit (dBuV/m)	Margin (dB)	Remark
1	5850.000	37.87	41.37	79.24	122.20	-42.96	peak
2	5945.720	23.94	41.81	65.75	68.20	-2.45	peak

Test Mode:	SRD 60MHz PK	Frequency(MHz):	5755.5
Polarity:	Horizontal	Test Voltage:	DC 7.2 V



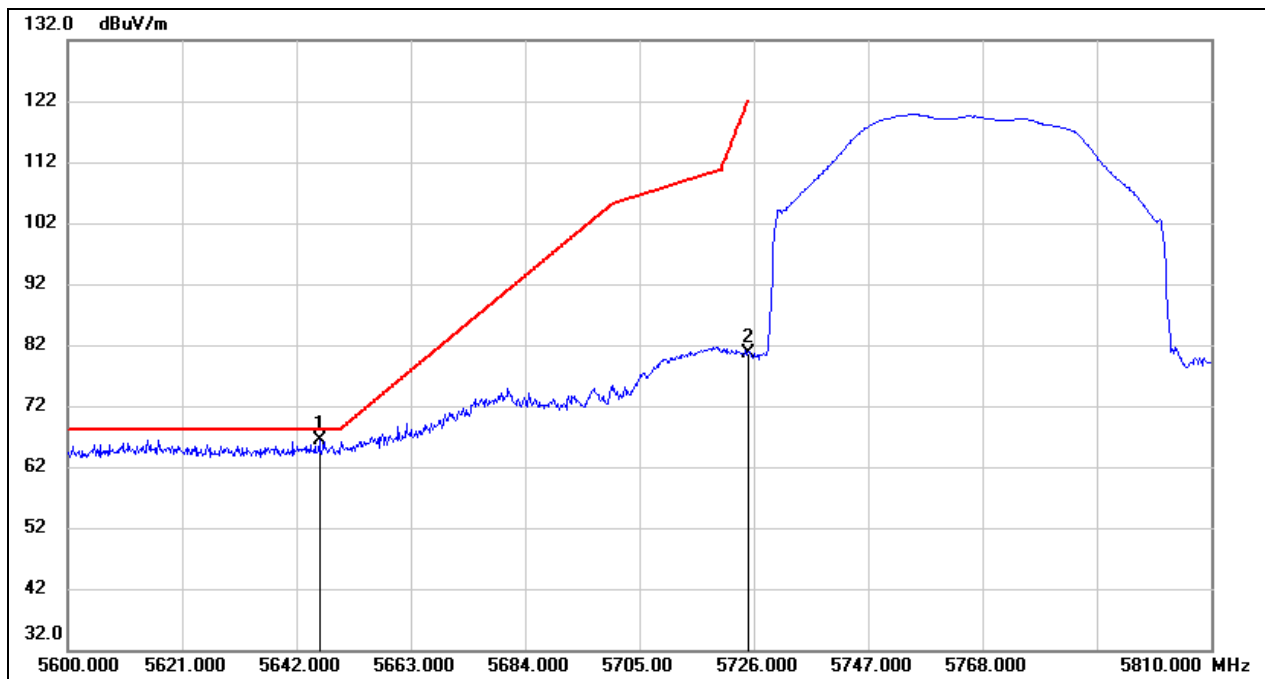
No.	Frequency (MHz)	Reading (dBuV)	Correct (dB/m)	Result (dBuV/m)	Limit (dBuV/m)	Margin (dB)	Remark
1	5641.230	25.49	41.34	66.83	68.20	-1.37	peak
2	5725.000	44.00	41.24	85.24	122.20	-36.96	peak

Test Mode:	SRD 60MHz PK	Frequency(MHz):	5819.5
Polarity:	Horizontal	Test Voltage:	DC 7.2 V



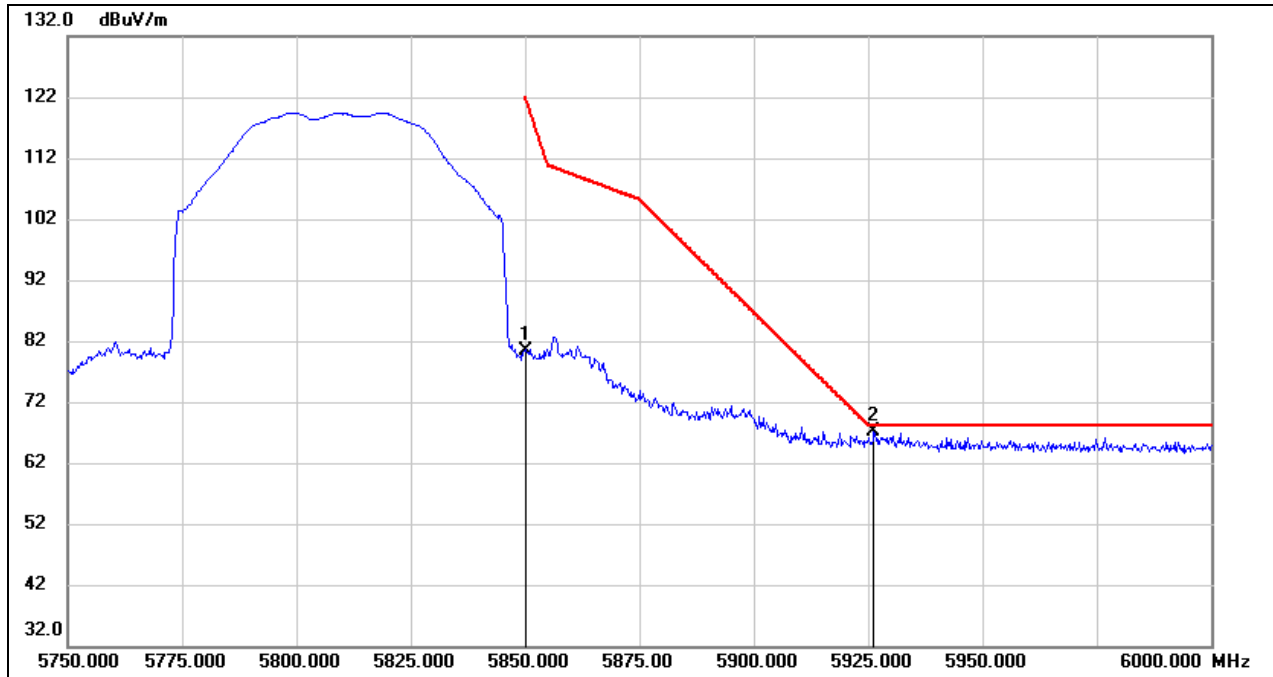
No.	Frequency (MHz)	Reading (dBuV)	Correct (dB/m)	Result (dBuV/m)	Limit (dBuV/m)	Margin (dB)	Remark
1	5850.000	45.72	41.37	87.09	122.20	-35.11	peak
2	5927.090	25.35	41.72	67.07	68.20	-1.13	peak

Test Mode:	SRD 80MHz PK	Frequency(MHz):	5765.5
Polarity:	Horizontal	Test Voltage:	DC 7.2 V



No.	Frequency (MHz)	Reading (dBuV)	Correct (dB/m)	Result (dBuV/m)	Limit (dBuV/m)	Margin (dB)	Remark
1	5646.200	24.94	41.34	66.28	68.20	-1.92	peak
2	5725.000	39.50	41.24	80.74	122.20	-41.46	peak

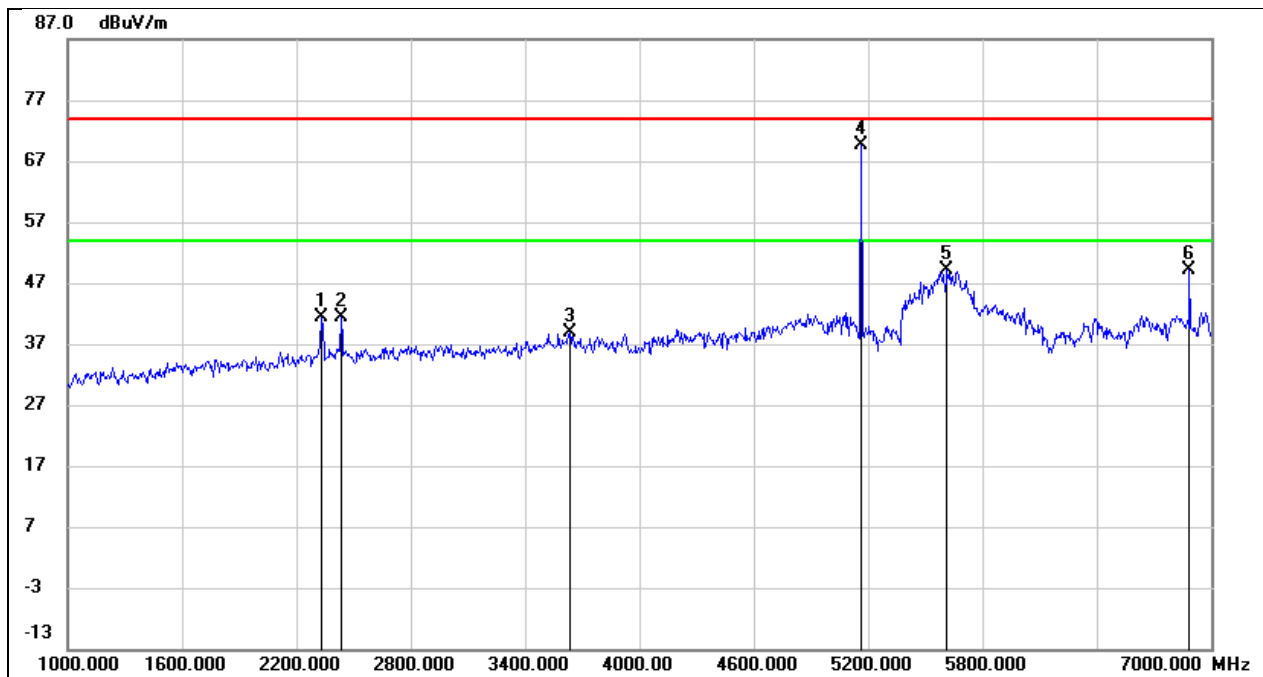
Test Mode:	SRD 80MHz PK	Frequency(MHz):	5809.5
Polarity:	Horizontal	Test Voltage:	DC 7.2 V



No.	Frequency (MHz)	Reading (dBuV)	Correct (dB/m)	Result (dBuV/m)	Limit (dBuV/m)	Margin (dB)	Remark
1	5850.000	38.99	41.37	80.36	122.20	-41.84	peak
2	5926.250	25.38	41.72	67.10	68.20	-1.10	peak

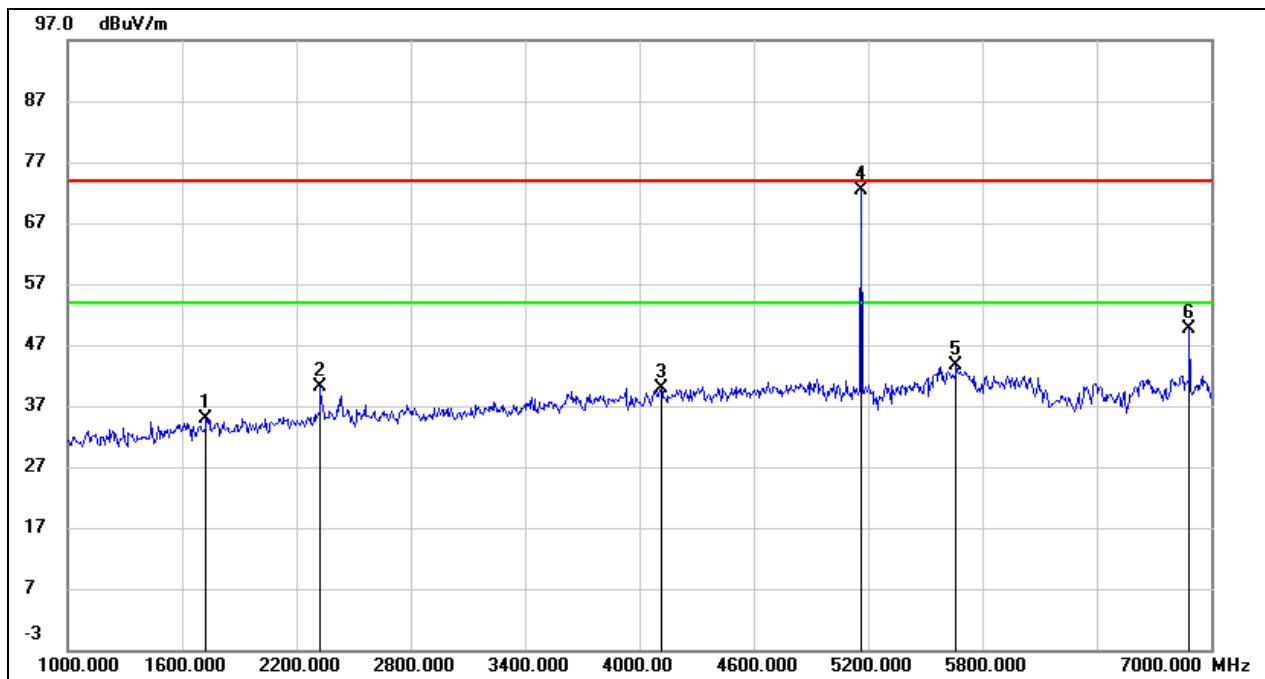
8.2. SPURIOUS EMISSIONS(1 GHZ~7 GHZ)

Test Mode:	SRD 1.4MHz	Frequency(MHz):	5154
Polarity:	Horizontal	Test Voltage:	DC 7.2 V



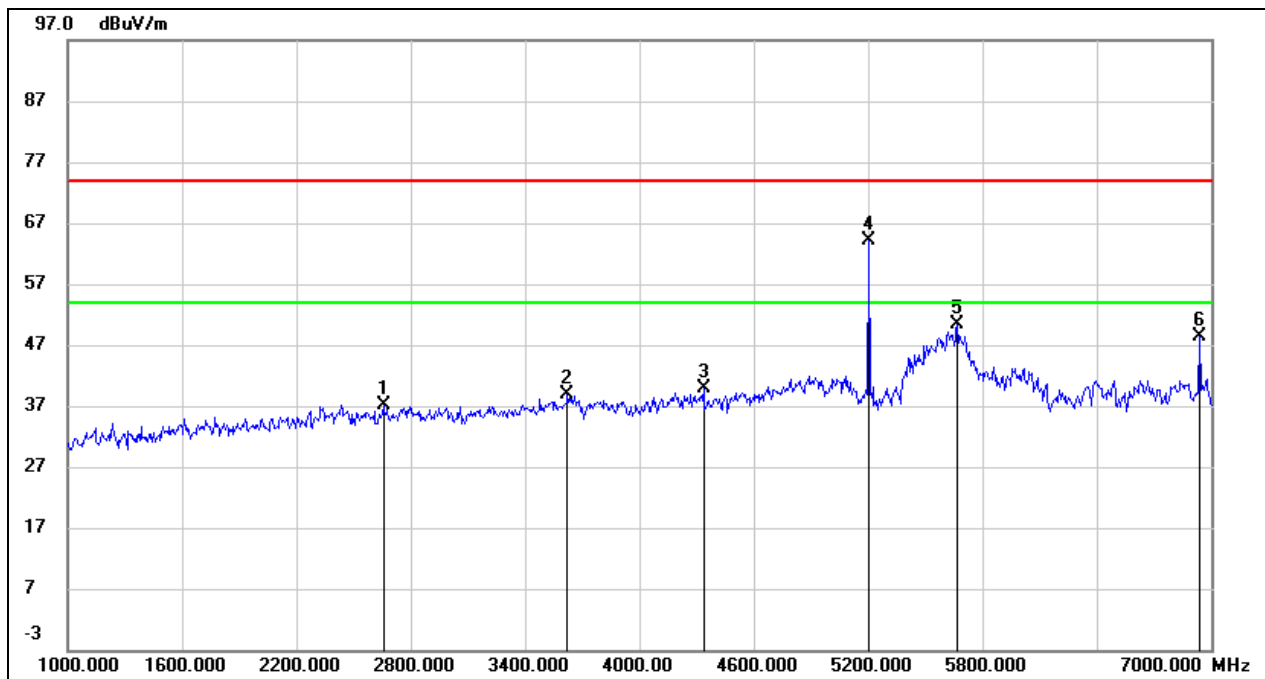
No.	Frequency (MHz)	Reading (dBuV)	Correct (dB/m)	Result (dBuV/m)	Limit (dBuV/m)	Margin (dB)	Remark
1	2332.000	49.39	-7.91	41.48	74.00	-32.52	peak
2	2434.000	48.72	-7.44	41.28	74.00	-32.72	peak
3	3634.000	42.47	-3.60	38.87	74.00	-35.13	peak
4	5154.000	68.36	1.26	69.62	/	/	fundamental
5	5614.000	45.91	3.12	49.03	74.00	-24.97	peak
6	6886.000	43.19	5.94	49.13	74.00	-24.87	peak

Test Mode:	SRD 1.4MHz	Frequency(MHz):	5154
Polarity:	Vertical	Test Voltage:	DC 7.2 V



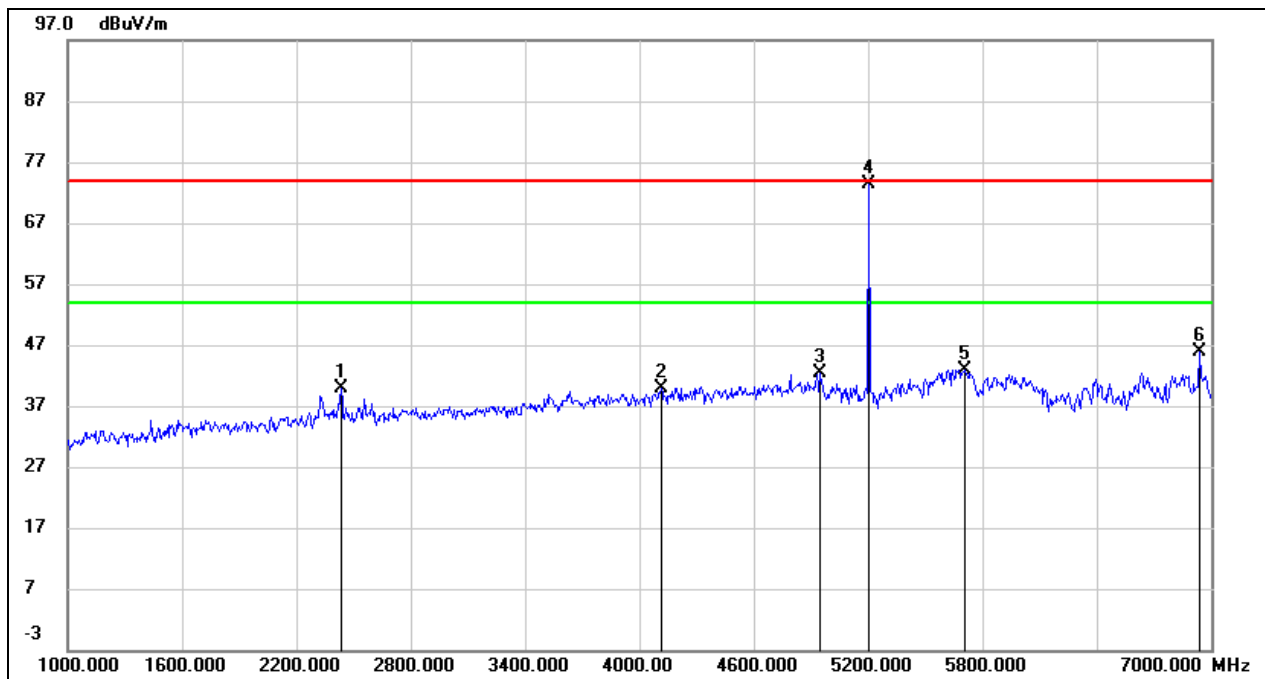
No.	Frequency (MHz)	Reading (dBuV)	Correct (dB/m)	Result (dBuV/m)	Limit (dBuV/m)	Margin (dB)	Remark
1	1726.000	45.50	-10.59	34.91	74.00	-39.09	peak
2	2326.000	47.96	-7.94	40.02	74.00	-33.98	peak
3	4114.000	42.10	-2.15	39.95	74.00	-34.05	peak
4	5154.000	71.19	1.26	72.45	/	/	fundamental
5	5662.000	40.60	2.92	43.52	74.00	-30.48	peak
6	6886.000	43.66	5.94	49.60	74.00	-24.40	peak

Test Mode:	SRD 1.4MHz	Frequency(MHz):	5202
Polarity:	Horizontal	Test Voltage:	DC 7.2 V



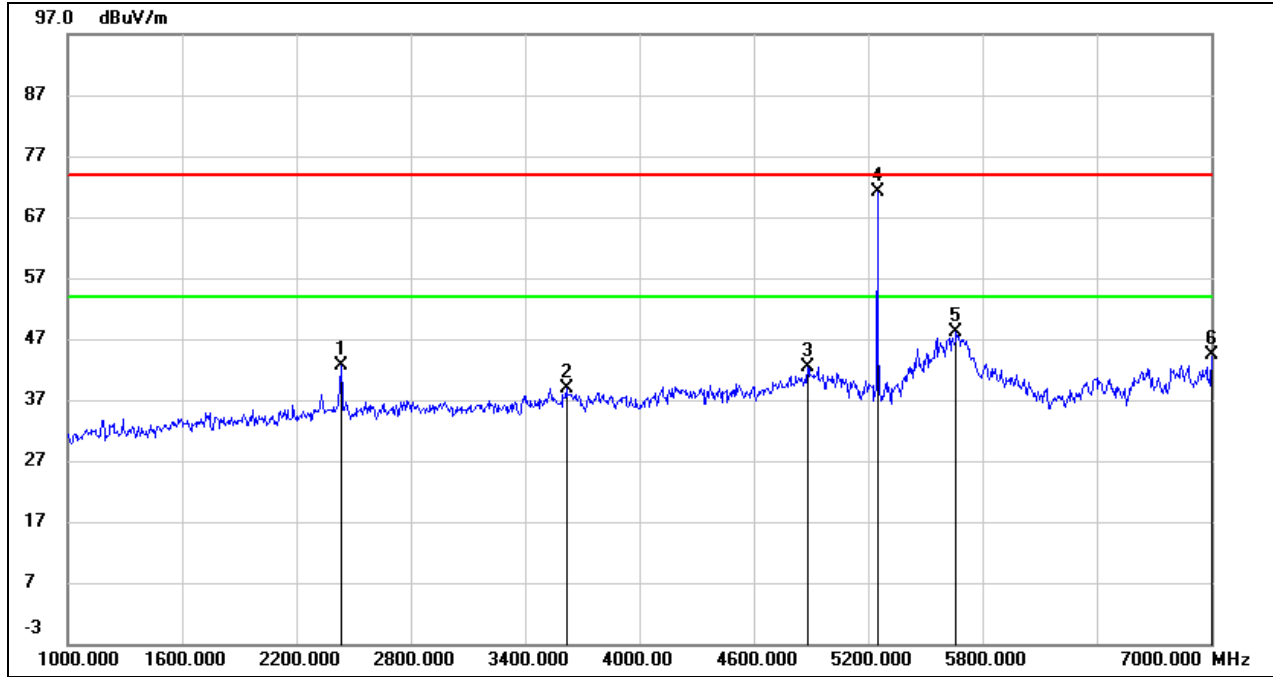
No.	Frequency (MHz)	Reading (dBuV)	Correct (dB/m)	Result (dBuV/m)	Limit (dBuV/m)	Margin (dB)	Remark
1	2656.000	44.57	-7.43	37.14	74.00	-36.86	peak
2	3622.000	42.62	-3.67	38.95	74.00	-35.05	peak
3	4336.000	41.27	-1.48	39.79	74.00	-34.21	peak
4	5202.000	62.84	1.37	64.21	/	/	fundamental
5	5668.000	47.59	2.90	50.49	74.00	-23.51	peak
6	6940.000	42.03	6.45	48.48	74.00	-25.52	peak

Test Mode:	SRD 1.4MHz	Frequency(MHz):	5202
Polarity:	Vertical	Test Voltage:	DC 7.2 V



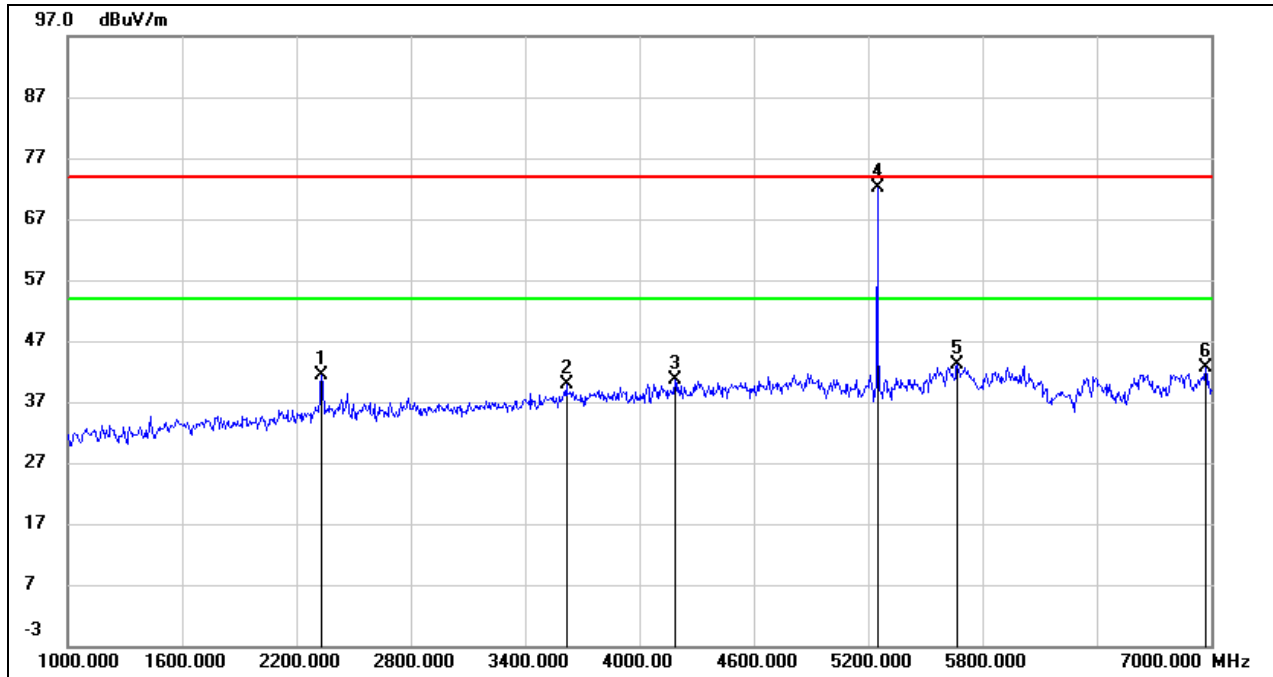
No.	Frequency (MHz)	Reading (dBuV)	Correct (dB/m)	Result (dBuV/m)	Limit (dBuV/m)	Margin (dB)	Remark
1	2434.000	47.23	-7.44	39.79	74.00	-34.21	peak
2	4114.000	41.92	-2.15	39.77	74.00	-34.23	peak
3	4948.000	41.79	0.59	42.38	74.00	-31.62	peak
4	5202.000	72.05	1.36	73.41	/	/	fundamental
5	5704.000	40.12	2.74	42.86	74.00	-31.14	peak
6	6940.000	39.45	6.45	45.90	74.00	-28.10	peak

Test Mode:	SRD 1.4MHz	Frequency(MHz):	5248
Polarity:	Horizontal	Test Voltage:	DC 7.2 V



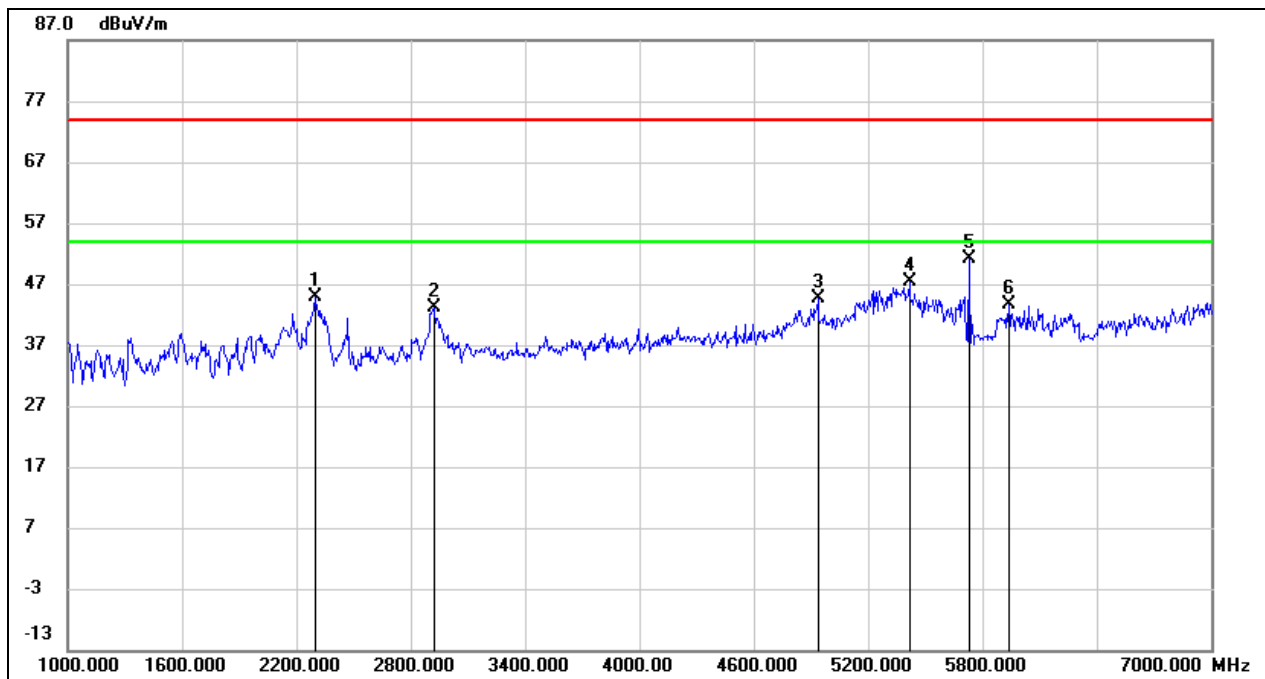
No.	Frequency (MHz)	Reading (dBuV)	Correct (dB/m)	Result (dBuV/m)	Limit (dBuV/m)	Margin (dB)	Remark
1	2434.000	50.07	-7.44	42.63	74.00	-31.37	peak
2	3616.000	42.54	-3.70	38.84	74.00	-35.16	peak
3	4882.000	42.04	0.34	42.38	74.00	-31.62	peak
4	5248.000	69.71	1.46	71.17	/	/	fundamental
5	5662.000	45.32	2.92	48.24	74.00	-25.76	peak
6	7000.000	37.25	7.02	44.27	74.00	-29.73	peak

Test Mode:	SRD 1.4MHz	Frequency(MHz):	5248
Polarity:	Vertical	Test Voltage:	DC 7.2 V



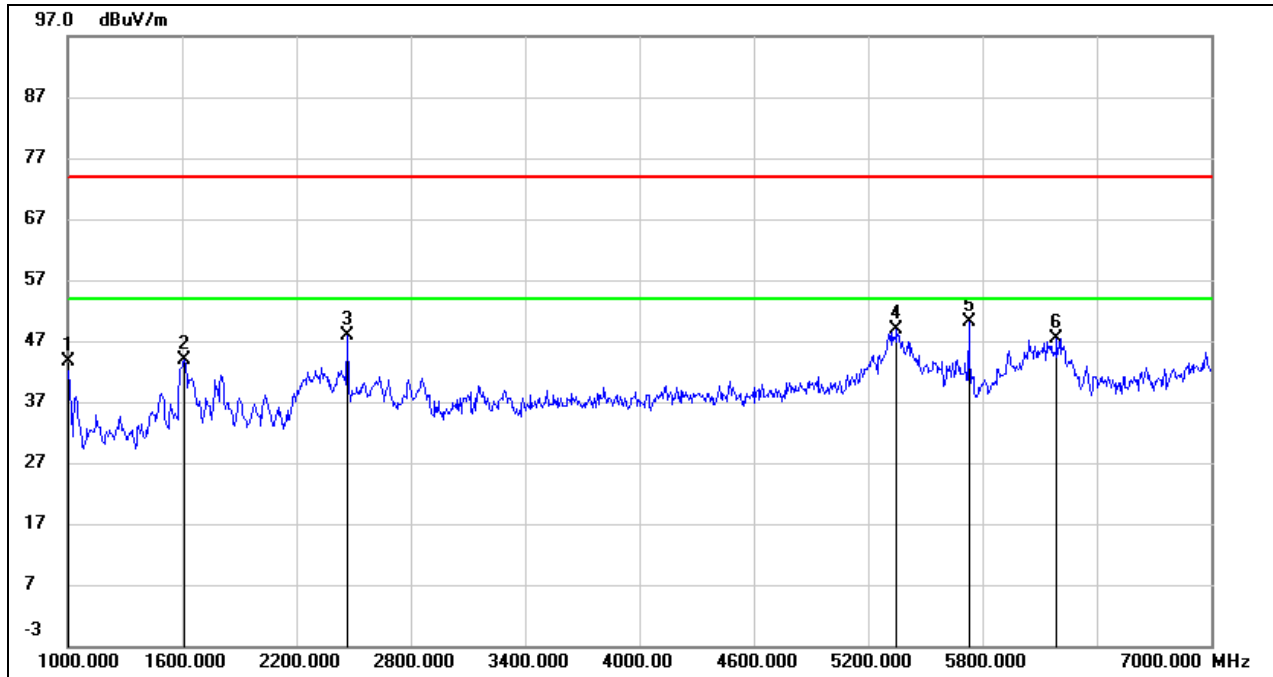
No.	Frequency (MHz)	Reading (dBuV)	Correct (dB/m)	Result (dBuV/m)	Limit (dBuV/m)	Margin (dB)	Remark
1	2332.000	49.28	-7.91	41.37	74.00	-32.63	peak
2	3616.000	43.65	-3.70	39.95	74.00	-34.05	peak
3	4186.000	42.28	-1.57	40.71	74.00	-33.29	peak
4	5248.000	70.64	1.46	72.10	/	/	fundamental
5	5668.000	40.22	2.90	43.12	74.00	-30.88	peak
6	6970.000	35.80	6.74	42.54	74.00	-31.46	peak

Test Mode:	SRD 1.4MHz	Frequency(MHz):	5728.5
Polarity:	Horizontal	Test Voltage:	DC 7.2 V



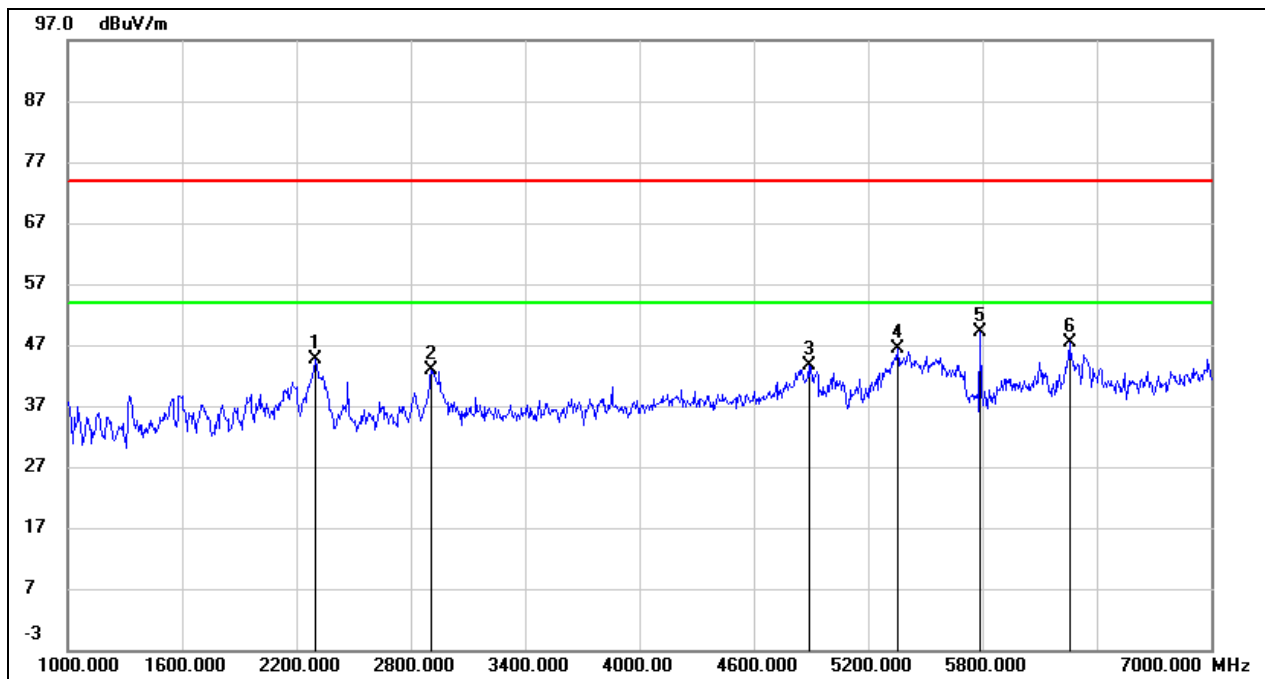
No.	Frequency (MHz)	Reading (dBuV)	Correct (dB/m)	Result (dBuV/m)	Limit (dBuV/m)	Margin (dB)	Remark
1	2296.000	52.94	-8.17	44.77	74.00	-29.23	peak
2	2920.000	49.38	-6.25	43.13	74.00	-30.87	peak
3	4936.000	44.12	0.54	44.66	74.00	-29.34	peak
4	5416.000	45.60	1.89	47.49	74.00	-26.51	peak
5	5728.500	48.38	2.64	51.02	/	/	fundamental
6	5938.000	40.53	2.99	43.52	74.00	-30.48	peak

Test Mode:	SRD 1.4MHz	Frequency(MHz):	5728.5
Polarity:	Vertical	Test Voltage:	DC 7.2 V



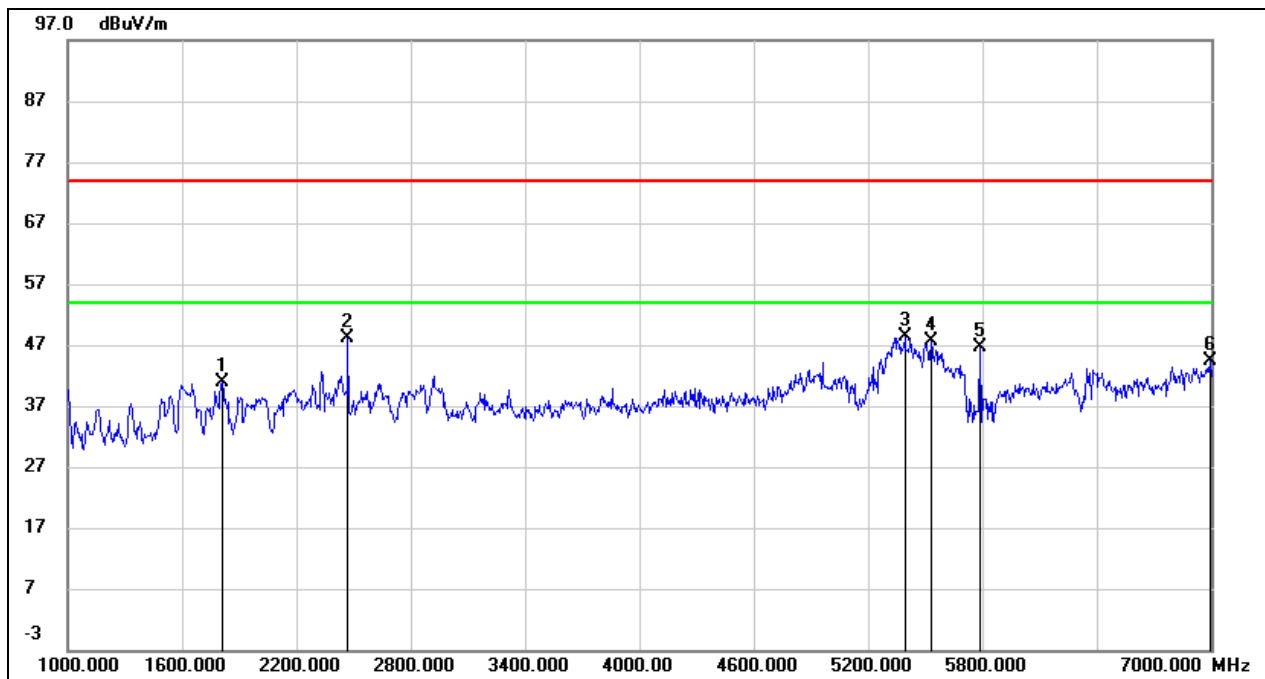
No.	Frequency (MHz)	Reading (dBuV)	Correct (dB/m)	Result (dBuV/m)	Limit (dBuV/m)	Margin (dB)	Remark
1	1000.0000	58.16	-14.41	43.75	74.00	-30.25	peak
2	1612.000	55.02	-11.11	43.91	74.00	-30.09	peak
3	2470.000	55.26	-7.47	47.79	74.00	-26.21	peak
4	5350.000	47.28	1.67	48.95	74.00	-25.05	peak
5	5728.500	47.61	2.64	50.25	/	/	fundamental
6	6190.000	44.71	2.79	47.50	74.00	-26.50	peak

Test Mode:	SRD 1.4MHz	Frequency(MHz):	5786.5
Polarity:	Horizontal	Test Voltage:	DC 7.2 V



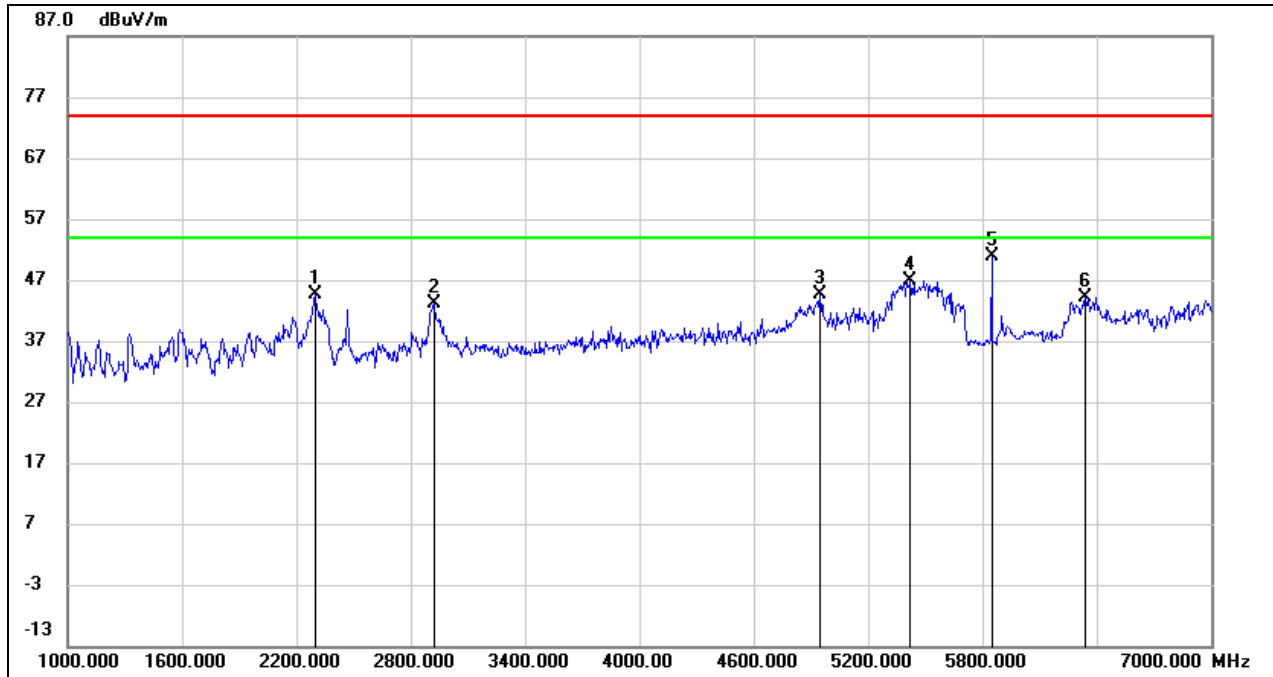
No.	Frequency (MHz)	Reading (dBuV)	Correct (dB/m)	Result (dBuV/m)	Limit (dBuV/m)	Margin (dB)	Remark
1	2296.000	52.91	-8.17	44.74	74.00	-29.26	peak
2	2908.000	49.21	-6.31	42.90	74.00	-31.10	peak
3	4888.000	43.30	0.37	43.67	74.00	-30.33	peak
4	5356.000	44.71	1.68	46.39	74.00	-27.61	peak
5	5786.500	46.75	2.39	49.14	/	/	fundamental
6	6256.000	44.20	3.10	47.30	74.00	-26.70	peak

Test Mode:	SRD 1.4MHz	Frequency(MHz):	5786.5
Polarity:	Vertical	Test Voltage:	DC 7.2 V



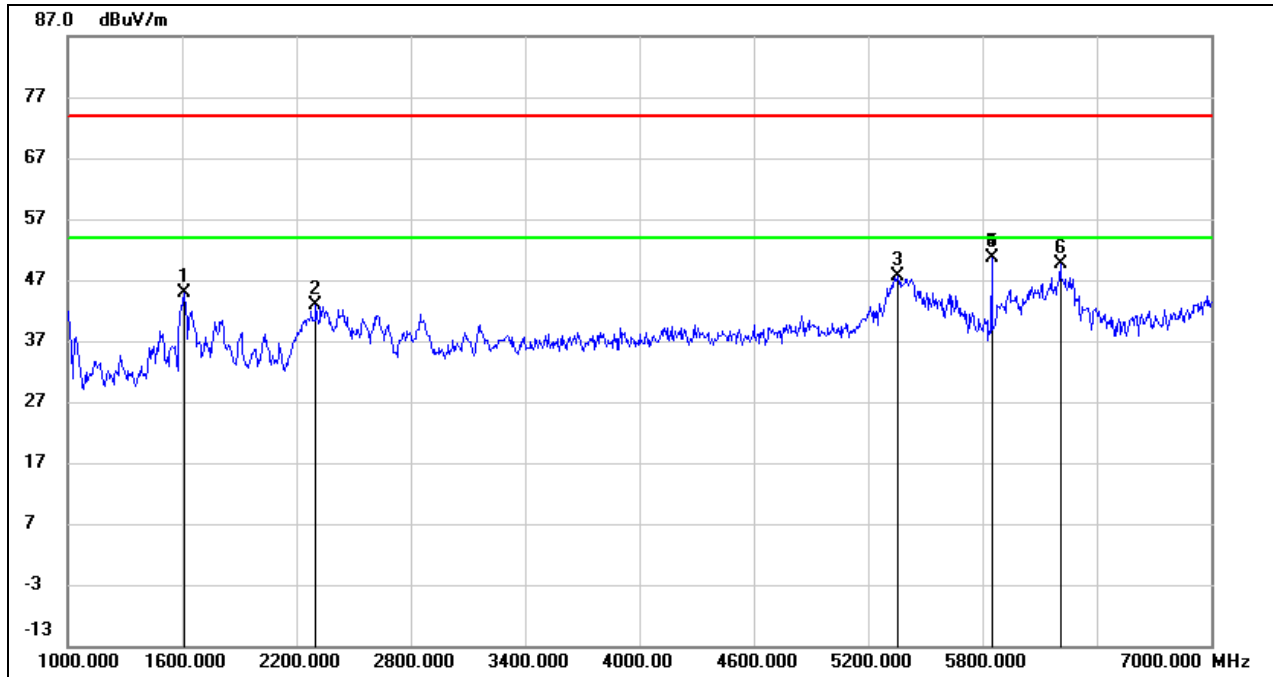
No.	Frequency (MHz)	Reading (dBuV)	Correct (dB/m)	Result (dBuV/m)	Limit (dBuV/m)	Margin (dB)	Remark
1	1810.000	51.22	-10.24	40.98	74.00	-33.02	peak
2	2470.000	55.71	-7.47	48.24	74.00	-25.76	peak
3	5392.000	46.55	1.75	48.30	74.00	-25.70	peak
4	5530.000	44.81	2.72	47.53	74.00	-26.47	peak
5	5786.500	44.25	2.39	46.64	/	/	fundamental
6	6994.000	37.34	6.97	44.31	74.00	-29.69	peak

Test Mode:	SRD 1.4MHz	Frequency(MHz):	5846.12
Polarity:	Horizontal	Test Voltage:	DC 7.2 V



No.	Frequency (MHz)	Reading (dBuV)	Correct (dB/m)	Result (dBuV/m)	Limit (dBuV/m)	Margin (dB)	Remark
1	2296.000	52.82	-8.17	44.65	74.00	-29.35	peak
2	2920.000	49.32	-6.25	43.07	74.00	-30.93	peak
3	4948.000	43.95	0.59	44.54	74.00	-29.46	peak
4	5422.000	45.02	1.93	46.95	74.00	-27.05	peak
5	5846.120	48.38	2.56	50.94	/	/	fundamental
6	6340.000	40.43	3.60	44.03	74.00	-29.97	peak

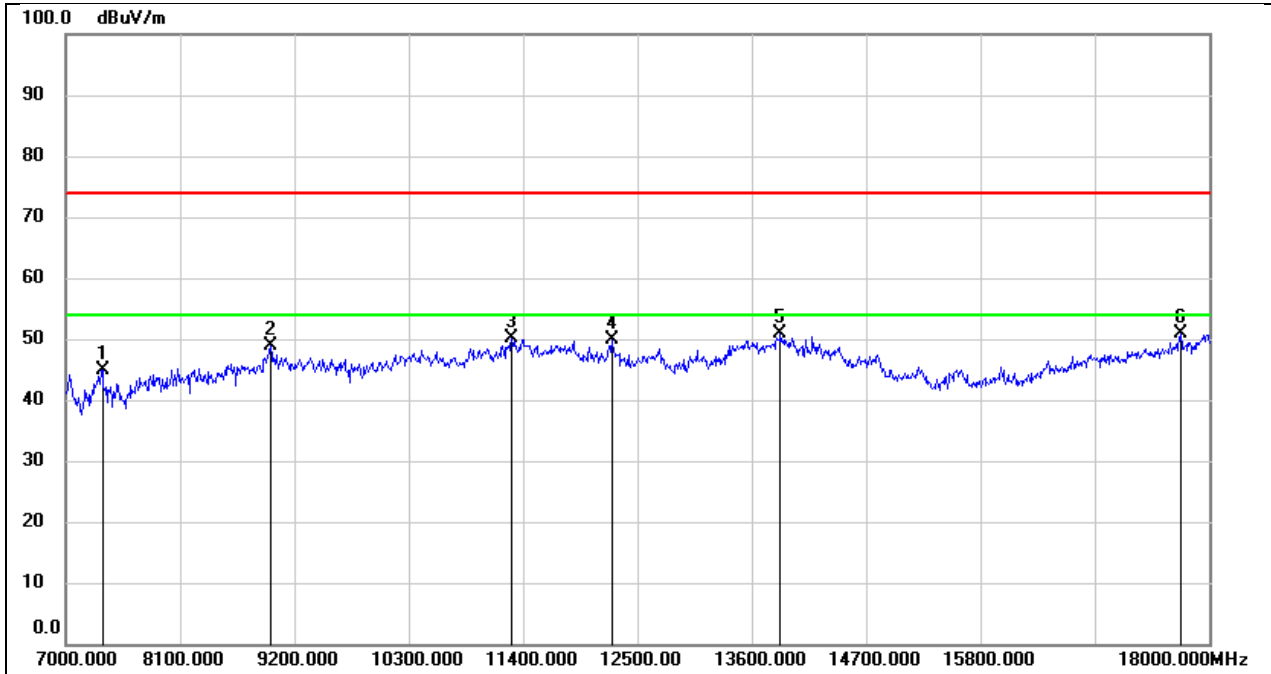
Test Mode:	SRD 1.4MHz	Frequency(MHz):	5846.12
Polarity:	Vertical	Test Voltage:	DC 7.2 V



No.	Frequency (MHz)	Reading (dBuV)	Correct (dB/m)	Result (dBuV/m)	Limit (dBuV/m)	Margin (dB)	Remark
1	1612.000	56.09	-11.11	44.98	74.00	-29.02	peak
2	2302.000	50.96	-8.12	42.84	74.00	-31.16	peak
3	5356.000	45.87	1.68	47.55	74.00	-26.45	peak
4	5846.120	48.14	2.56	50.70	/	/	fundamental
5	5848.000	48.14	2.56	50.70	74.00	-23.30	peak
6	6208.000	46.81	2.81	49.62	74.00	-24.38	peak

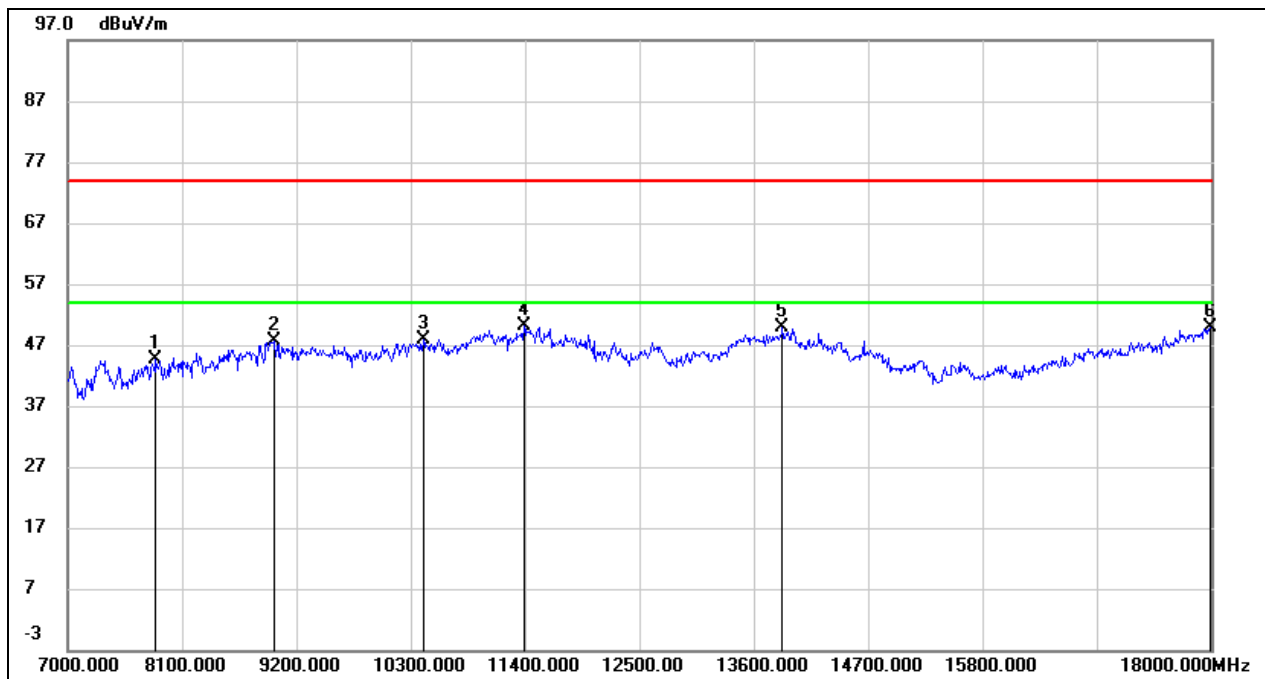
8.3. SPURIOUS EMISSIONS(7 GHZ~18 GHZ)

Test Mode:	SRD 1.4MHz	Frequency(MHz):	5154
Polarity:	Horizontal	Test Voltage:	DC 7.2 V



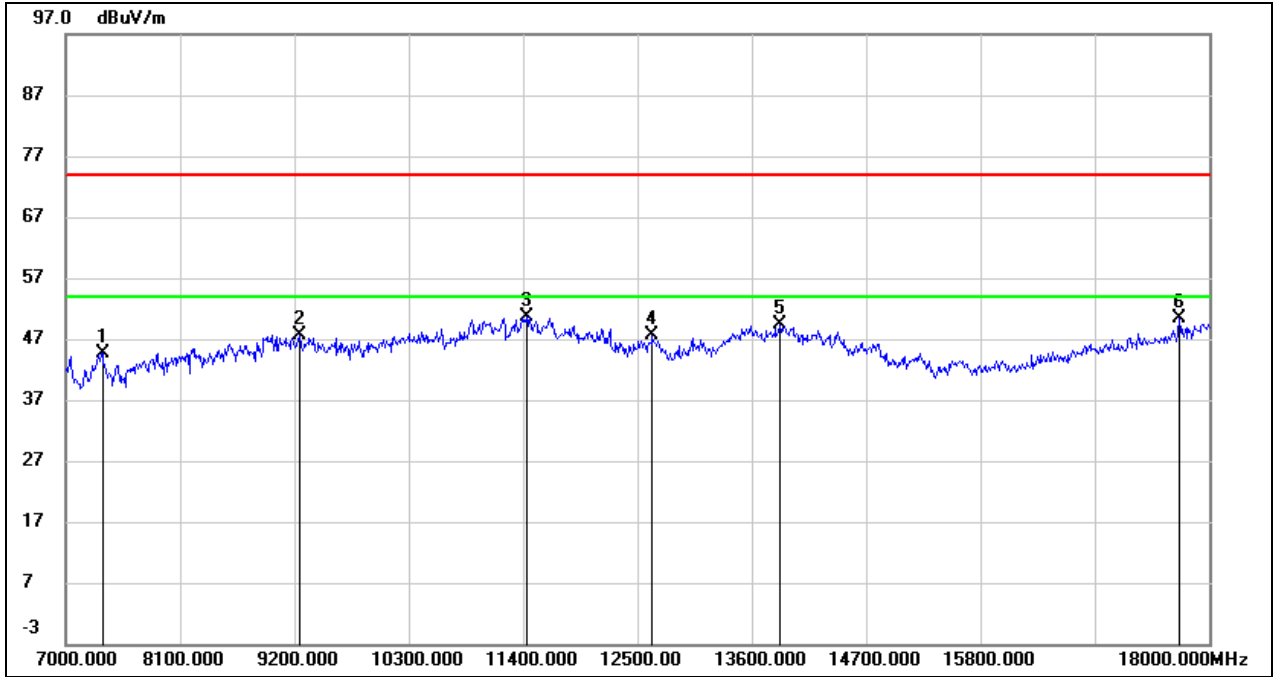
No.	Frequency (MHz)	Reading (dBuV)	Correct (dB/m)	Result (dBuV/m)	Limit (dBuV/m)	Margin (dB)	Remark
1	7352.000	36.85	8.07	44.92	74.00	-29.08	peak
2	8969.000	37.37	11.40	48.77	74.00	-25.23	peak
3	11290.000	34.34	15.89	50.23	74.00	-23.77	peak
4	12258.000	31.10	18.70	49.80	74.00	-24.20	peak
5	13875.000	28.31	22.46	50.77	74.00	-23.23	peak
6	17725.000	25.54	25.26	50.80	74.00	-23.20	peak

Test Mode:	SRD 1.4MHz	Frequency(MHz):	5154
Polarity:	Vertical	Test Voltage:	DC 7.2 V



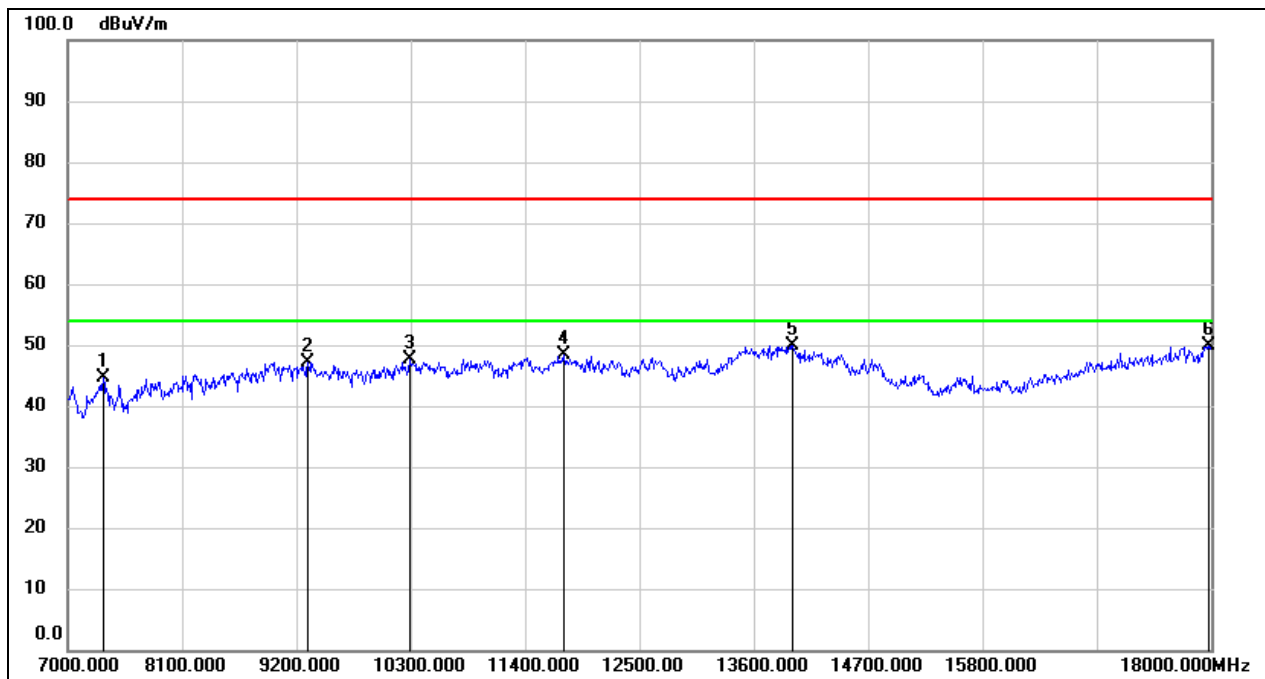
No.	Frequency (MHz)	Reading (dBuV)	Correct (dB/m)	Result (dBuV/m)	Limit (dBuV/m)	Margin (dB)	Remark
1	7847.000	37.86	6.86	44.72	74.00	-29.28	peak
2	8980.000	36.02	11.57	47.59	74.00	-26.41	peak
3	10421.000	34.51	13.29	47.80	74.00	-26.20	peak
4	11389.000	33.53	16.51	50.04	74.00	-23.96	peak
5	13875.000	27.53	22.46	49.99	74.00	-24.01	peak
6	17989.000	22.90	26.92	49.82	74.00	-24.18	peak

Test Mode:	SRD 1.4MHz	Frequency(MHz):	5202
Polarity:	Horizontal	Test Voltage:	DC 7.2 V



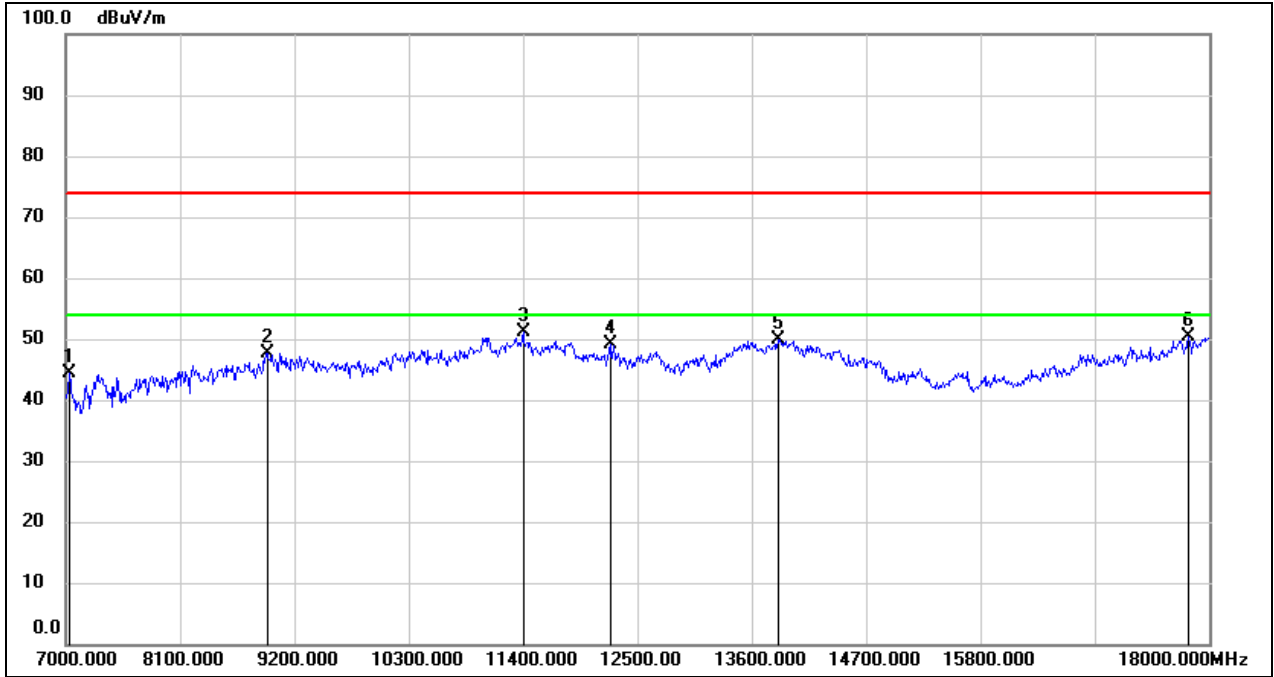
No.	Frequency (MHz)	Reading (dBuV)	Correct (dB/m)	Result (dBuV/m)	Limit (dBuV/m)	Margin (dB)	Remark
1	7352.000	36.57	8.07	44.64	74.00	-29.36	peak
2	9255.000	37.41	10.22	47.63	74.00	-26.37	peak
3	11433.000	34.04	16.68	50.72	74.00	-23.28	peak
4	12643.000	29.08	18.43	47.51	74.00	-26.49	peak
5	13875.000	26.86	22.46	49.32	74.00	-24.68	peak
6	17714.000	25.16	25.14	50.30	74.00	-23.70	peak

Test Mode:	SRD 1.4MHz	Frequency(MHz):	5202
Polarity:	Vertical	Test Voltage:	DC 7.2 V



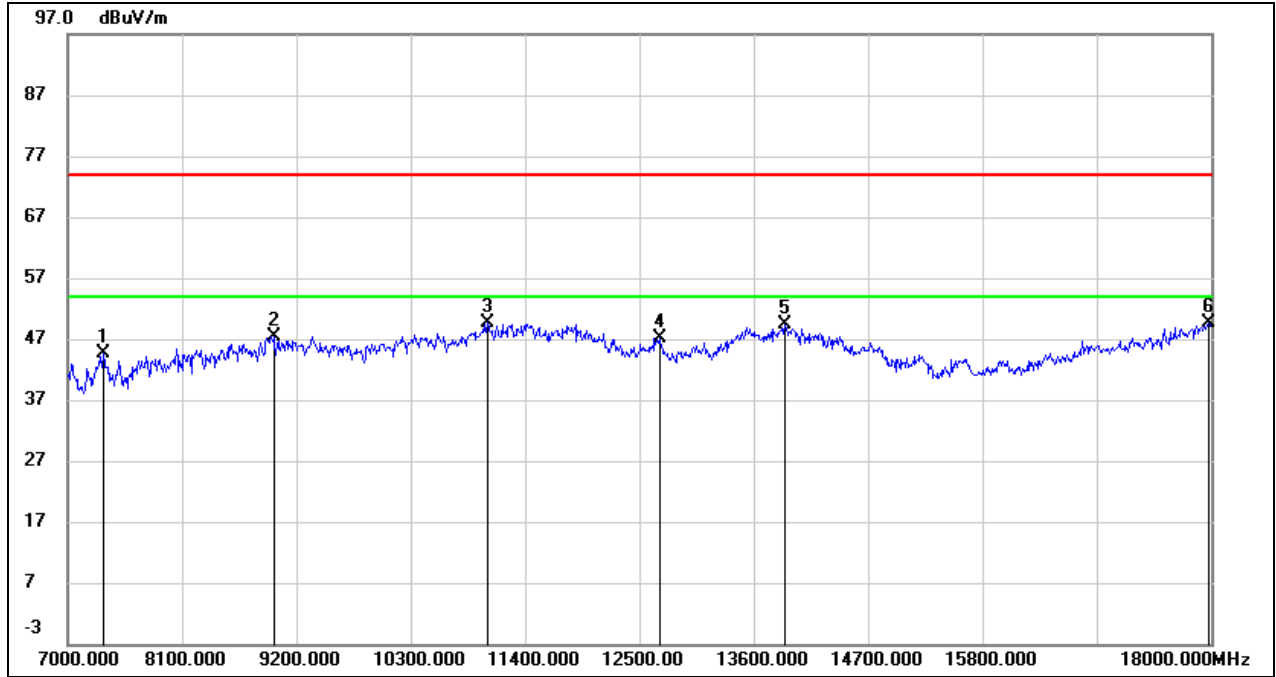
No.	Frequency (MHz)	Reading (dBuV)	Correct (dB/m)	Result (dBuV/m)	Limit (dBuV/m)	Margin (dB)	Remark
1	7341.000	36.59	8.00	44.59	74.00	-29.41	peak
2	9310.000	36.78	10.39	47.17	74.00	-26.83	peak
3	10289.000	34.80	12.74	47.54	74.00	-26.46	peak
4	11774.000	30.96	17.49	48.45	74.00	-25.55	peak
5	13974.000	27.35	22.53	49.88	74.00	-24.12	peak
6	17978.000	22.95	26.88	49.83	74.00	-24.17	peak

Test Mode:	SRD 1.4MHz	Frequency(MHz):	5248
Polarity:	Horizontal	Test Voltage:	DC 7.2 V



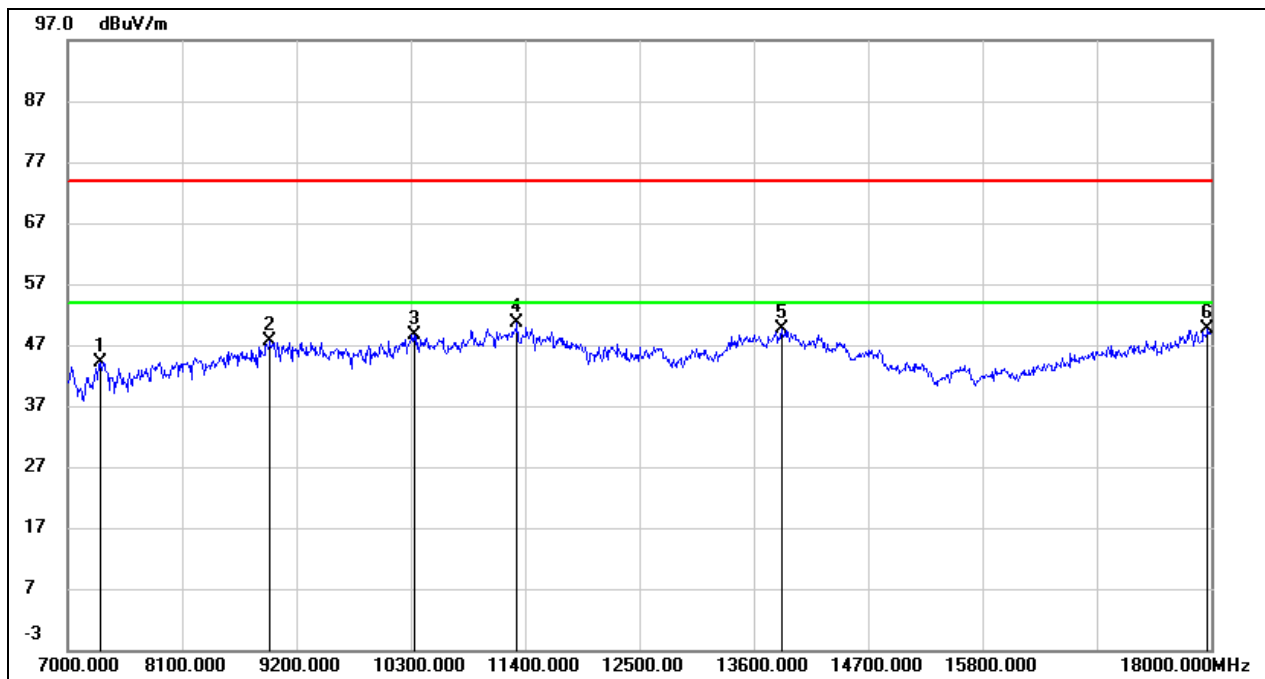
No.	Frequency (MHz)	Reading (dBuV)	Correct (dB/m)	Result (dBuV/m)	Limit (dBuV/m)	Margin (dB)	Remark
1	7033.000	36.88	7.58	44.46	74.00	-29.54	peak
2	8936.000	36.76	10.91	47.67	74.00	-26.33	peak
3	11400.000	34.44	16.57	51.01	74.00	-22.99	peak
4	12236.000	30.35	18.66	49.01	74.00	-24.99	peak
5	13853.000	27.51	22.46	49.97	74.00	-24.03	peak
6	17802.000	24.19	26.13	50.32	74.00	-23.68	peak

Test Mode:	SRD 1.4MHz	Frequency(MHz):	5248
Polarity:	Vertical	Test Voltage:	DC 7.2 V



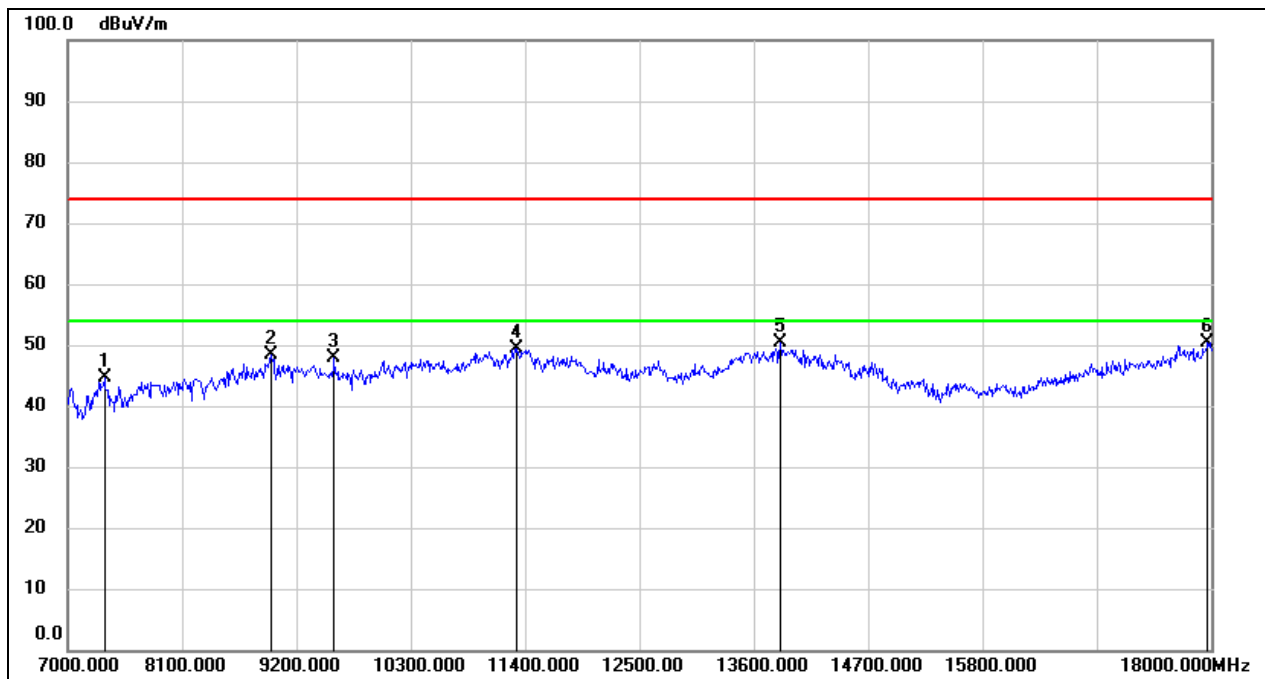
No.	Frequency (MHz)	Reading (dBuV)	Correct (dB/m)	Result (dBuV/m)	Limit (dBuV/m)	Margin (dB)	Remark
1	7341.000	36.74	8.00	44.74	74.00	-29.26	peak
2	8980.000	35.84	11.57	47.41	74.00	-26.59	peak
3	11037.000	34.70	14.98	49.68	74.00	-24.32	peak
4	12698.000	28.61	18.56	47.17	74.00	-26.83	peak
5	13897.000	26.79	22.47	49.26	74.00	-24.74	peak
6	17978.000	22.68	26.88	49.56	74.00	-24.44	peak

Test Mode:	SRD 3MHz	Frequency(MHz):	5154
Polarity:	Horizontal	Test Voltage:	DC 7.2 V



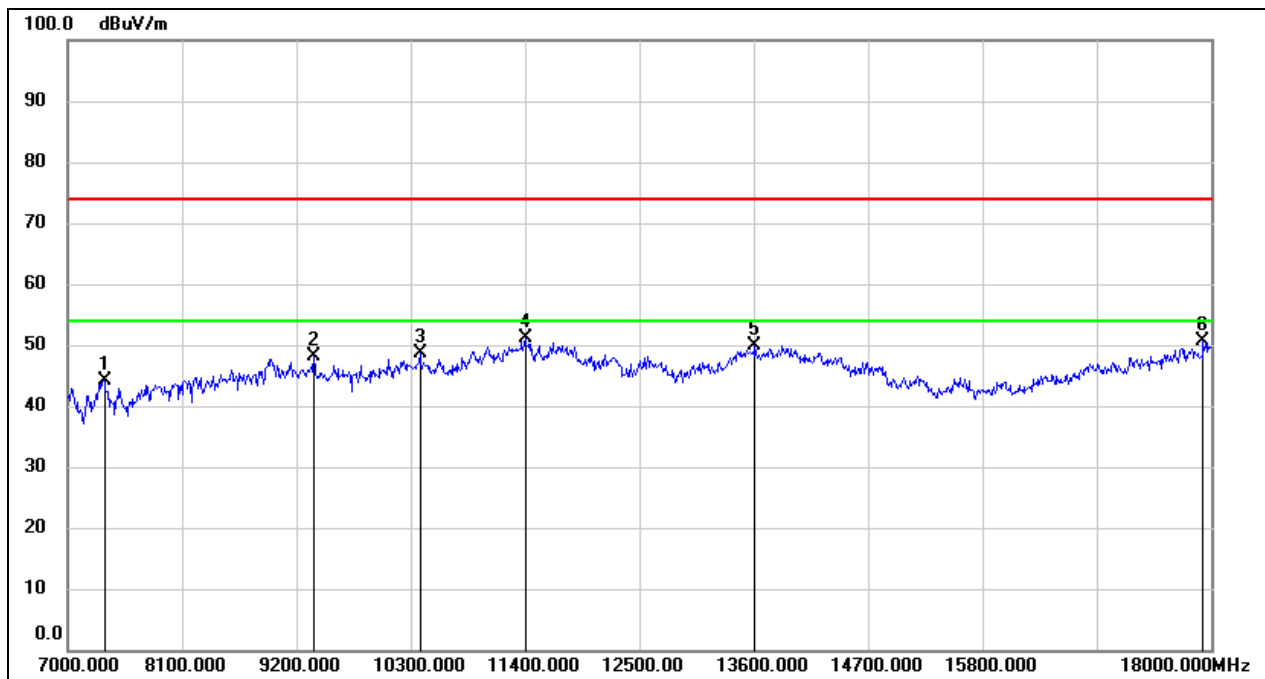
No.	Frequency (MHz)	Reading (dBuV)	Correct (dB/m)	Result (dBuV/m)	Limit (dBuV/m)	Margin (dB)	Remark
1	7308.000	36.45	7.73	44.18	74.00	-29.82	peak
2	8947.000	36.46	11.08	47.54	74.00	-26.46	peak
3	10333.000	35.67	12.93	48.60	74.00	-25.40	peak
4	11323.000	34.59	16.10	50.69	74.00	-23.31	peak
5	13864.000	27.12	22.45	49.57	74.00	-24.43	peak
6	17967.000	22.68	26.83	49.51	74.00	-24.49	peak

Test Mode:	SRD 3MHz	Frequency(MHz):	5154
Polarity:	Vertical	Test Voltage:	DC 7.2 V



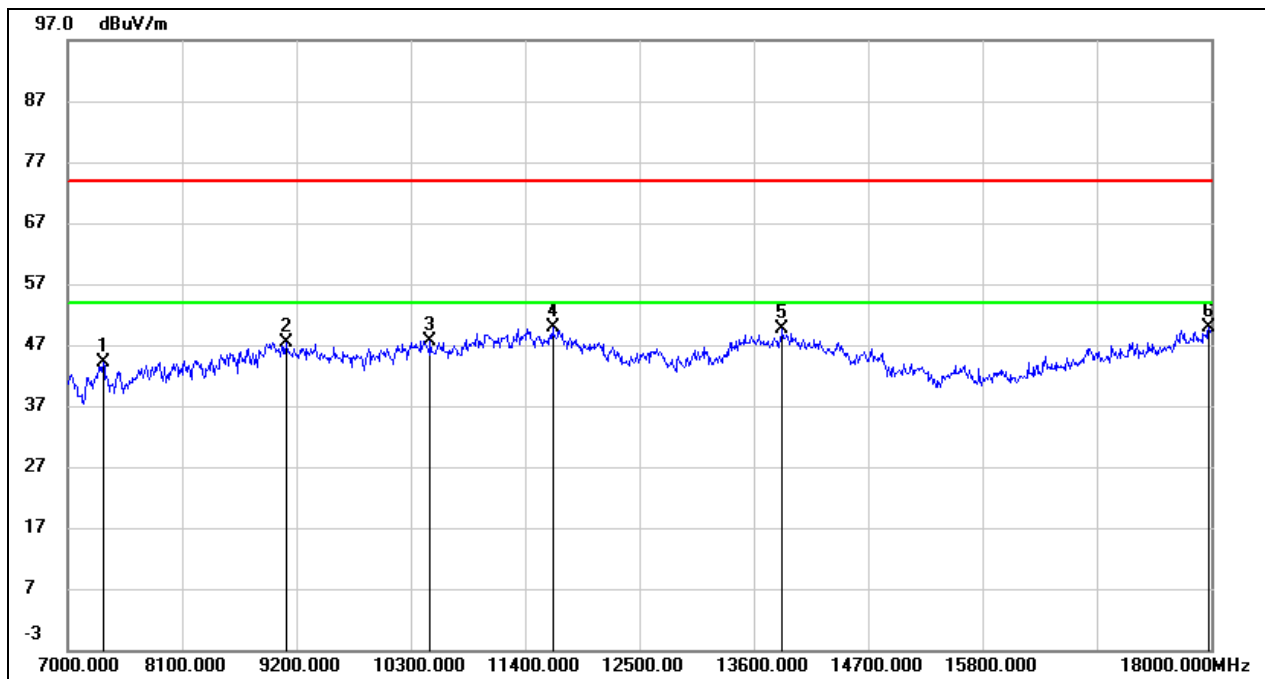
No.	Frequency (MHz)	Reading (dBuV)	Correct (dB/m)	Result (dBuV/m)	Limit (dBuV/m)	Margin (dB)	Remark
1	7352.000	36.48	8.07	44.55	74.00	-29.45	peak
2	8958.000	37.08	11.24	48.32	74.00	-25.68	peak
3	9563.000	36.82	10.96	47.78	74.00	-26.22	peak
4	11323.000	33.32	16.10	49.42	74.00	-24.58	peak
5	13853.000	27.89	22.46	50.35	74.00	-23.65	peak
6	17967.000	23.64	26.83	50.47	74.00	-23.53	peak

Test Mode:	SRD 3MHz	Frequency(MHz):	5202
Polarity:	Horizontal	Test Voltage:	DC 7.2 V



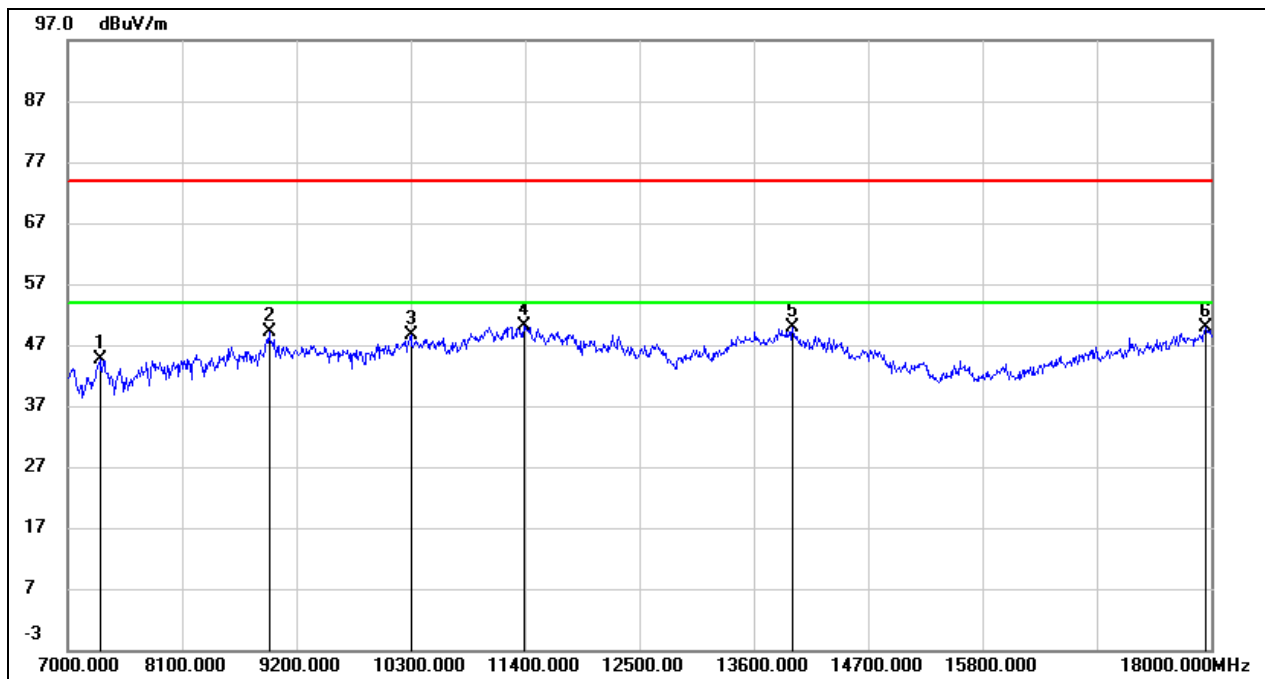
No.	Frequency (MHz)	Reading (dBuV)	Correct (dB/m)	Result (dBuV/m)	Limit (dBuV/m)	Margin (dB)	Remark
1	7352.000	35.95	8.07	44.02	74.00	-29.98	peak
2	9365.000	37.69	10.55	48.24	74.00	-25.76	peak
3	10388.000	35.34	13.18	48.52	74.00	-25.48	peak
4	11400.000	34.56	16.57	51.13	74.00	-22.87	peak
5	13611.000	28.38	21.48	49.86	74.00	-24.14	peak
6	17923.000	24.07	26.64	50.71	74.00	-23.29	peak

Test Mode:	SRD 3MHz	Frequency(MHz):	5202
Polarity:	Vertical	Test Voltage:	DC 7.2 V



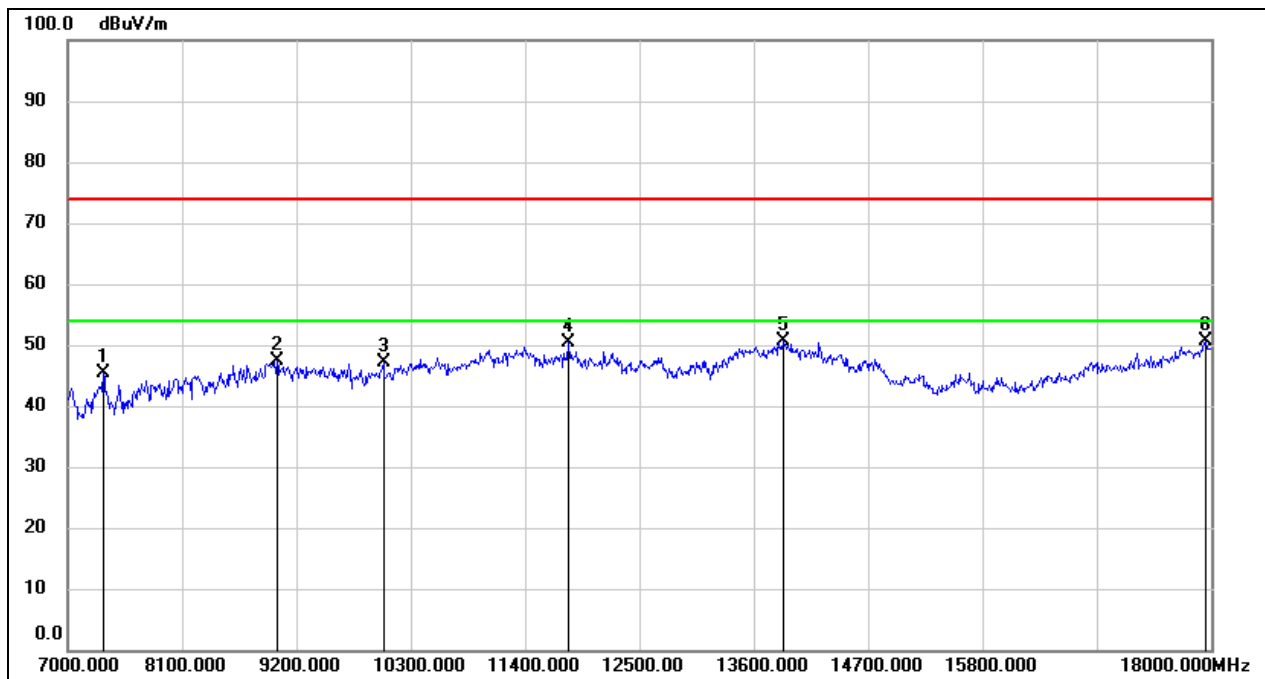
No.	Frequency (MHz)	Reading (dBuV)	Correct (dB/m)	Result (dBuV/m)	Limit (dBuV/m)	Margin (dB)	Remark
1	7341.000	36.13	8.00	44.13	74.00	-29.87	peak
2	9101.000	36.49	10.94	47.43	74.00	-26.57	peak
3	10487.000	34.20	13.46	47.66	74.00	-26.34	peak
4	11664.000	32.64	17.19	49.83	74.00	-24.17	peak
5	13875.000	27.10	22.46	49.56	74.00	-24.44	peak
6	17978.000	22.96	26.88	49.84	74.00	-24.16	peak

Test Mode:	SRD 3MHz	Frequency(MHz):	5247
Polarity:	Horizontal	Test Voltage:	DC 7.2 V



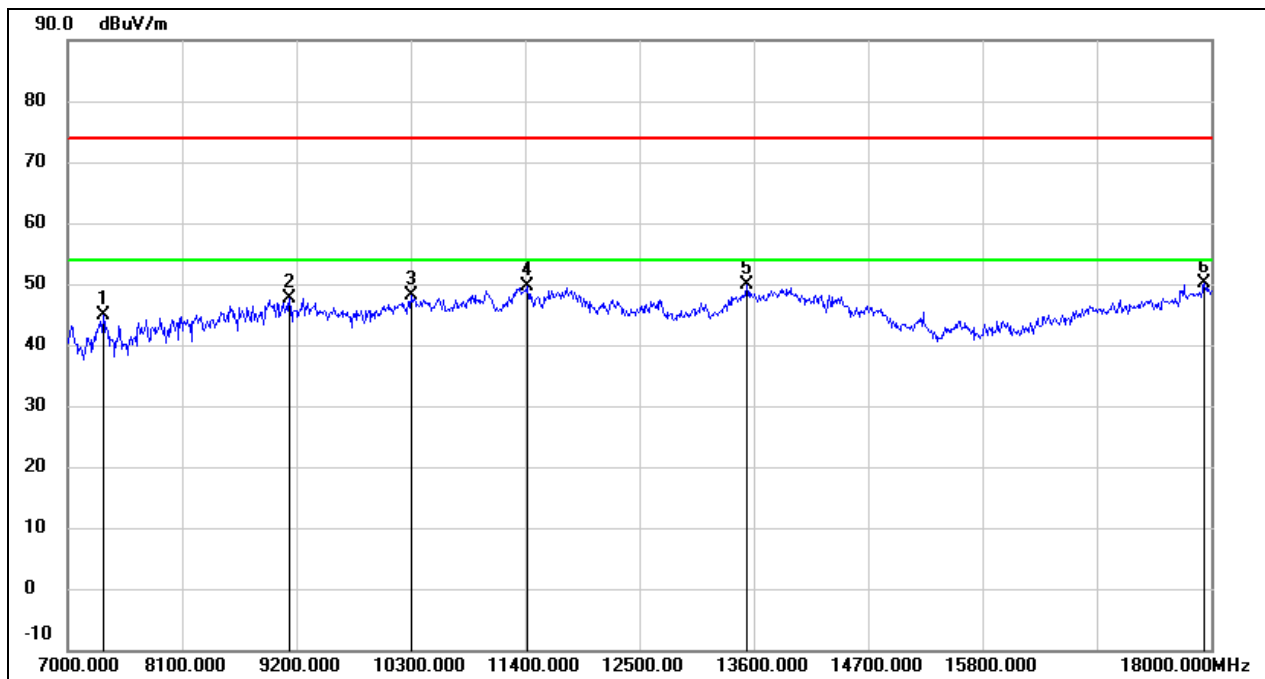
No.	Frequency (MHz)	Reading (dBuV)	Correct (dB/m)	Result (dBuV/m)	Limit (dBuV/m)	Margin (dB)	Remark
1	7308.000	37.02	7.73	44.75	74.00	-29.25	peak
2	8936.000	38.24	10.91	49.15	74.00	-24.85	peak
3	10300.000	35.81	12.78	48.59	74.00	-25.41	peak
4	11389.000	33.66	16.51	50.17	74.00	-23.83	peak
5	13974.000	27.24	22.53	49.77	74.00	-24.23	peak
6	17945.000	23.22	26.74	49.96	74.00	-24.04	peak

Test Mode:	SRD 3MHz	Frequency(MHz):	5247
Polarity:	Vertical	Test Voltage:	DC 7.2 V



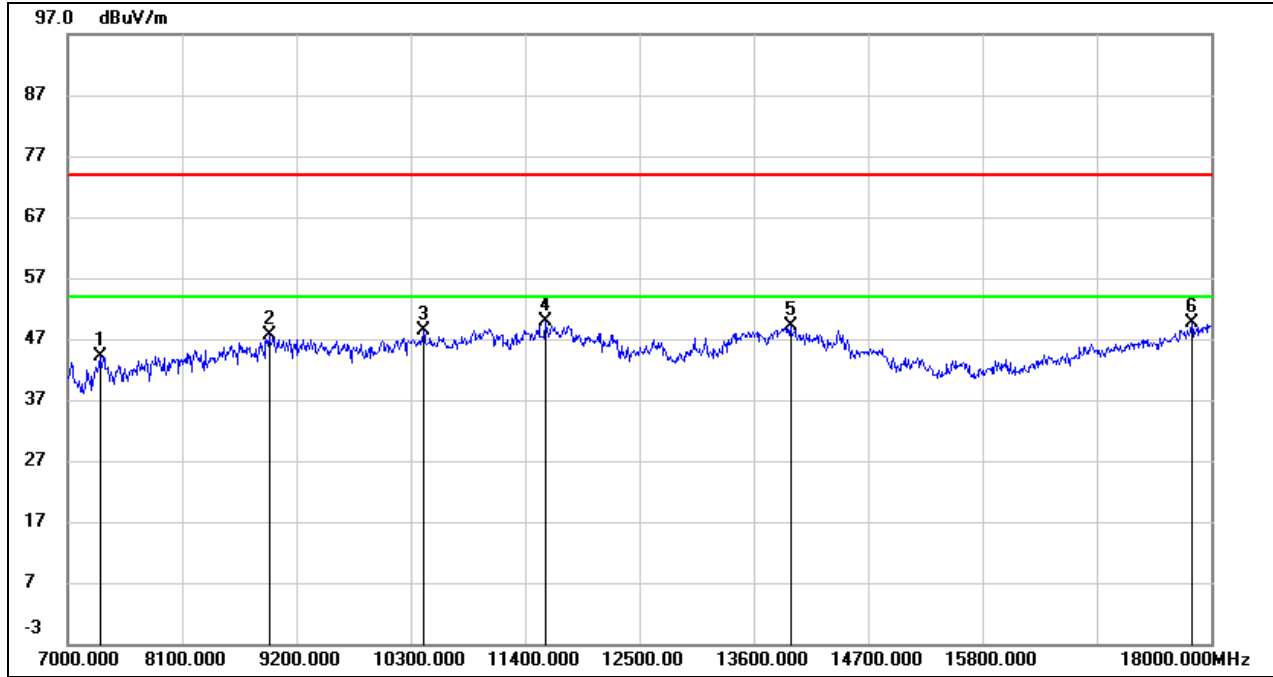
No.	Frequency (MHz)	Reading (dBuV)	Correct (dB/m)	Result (dBuV/m)	Limit (dBuV/m)	Margin (dB)	Remark
1	7341.000	37.43	8.00	45.43	74.00	-28.57	peak
2	9013.000	35.56	11.75	47.31	74.00	-26.69	peak
3	10036.000	34.89	12.20	47.09	74.00	-26.91	peak
4	11818.000	32.64	17.65	50.29	74.00	-23.71	peak
5	13886.000	28.24	22.48	50.72	74.00	-23.28	peak
6	17945.000	23.88	26.74	50.62	74.00	-23.38	peak

Test Mode:	SRD 5MHz	Frequency(MHz):	5155
Polarity:	Horizontal	Test Voltage:	DC 7.2 V



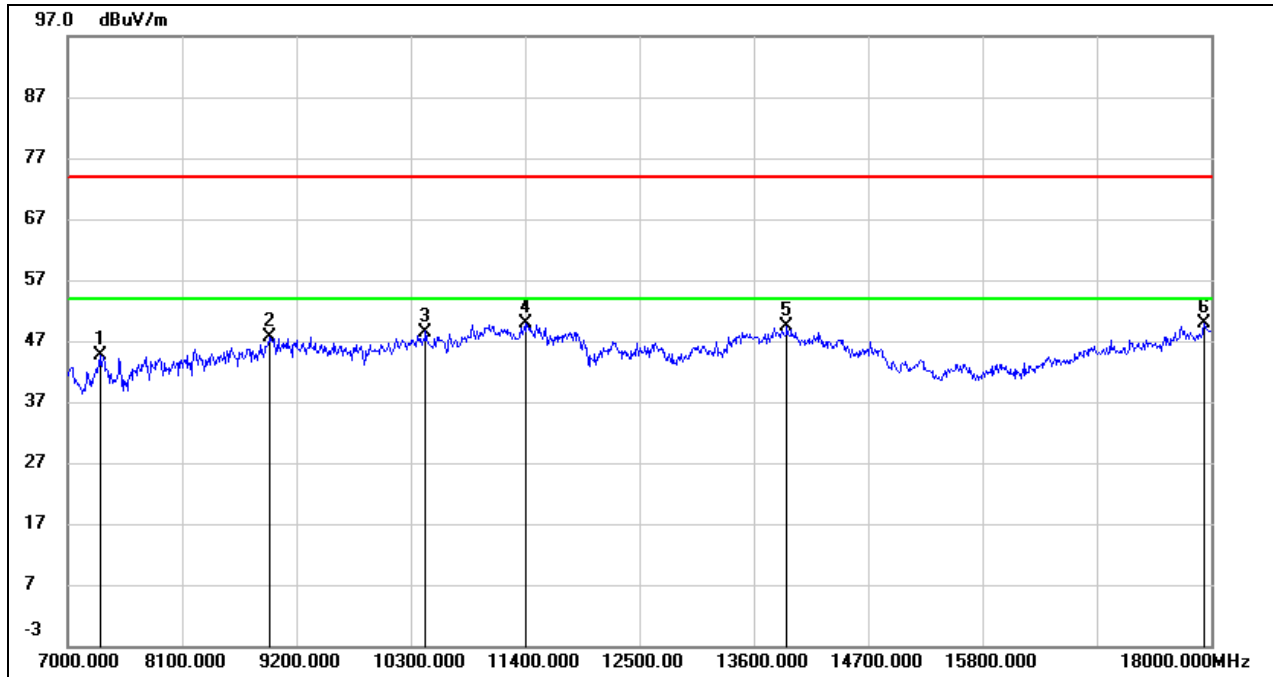
No.	Frequency (MHz)	Reading (dBuV)	Correct (dB/m)	Result (dBuV/m)	Limit (dBuV/m)	Margin (dB)	Remark
1	7341.000	36.83	8.00	44.83	74.00	-29.17	peak
2	9134.000	37.09	10.64	47.73	74.00	-26.27	peak
3	10300.000	35.35	12.78	48.13	74.00	-25.87	peak
4	11422.000	33.08	16.64	49.72	74.00	-24.28	peak
5	13534.000	28.39	21.41	49.80	74.00	-24.20	peak
6	17934.000	23.44	26.69	50.13	74.00	-23.87	peak

Test Mode:	SRD 5MHz	Frequency(MHz):	5155
Polarity:	Vertical	Test Voltage:	DC 7.2 V



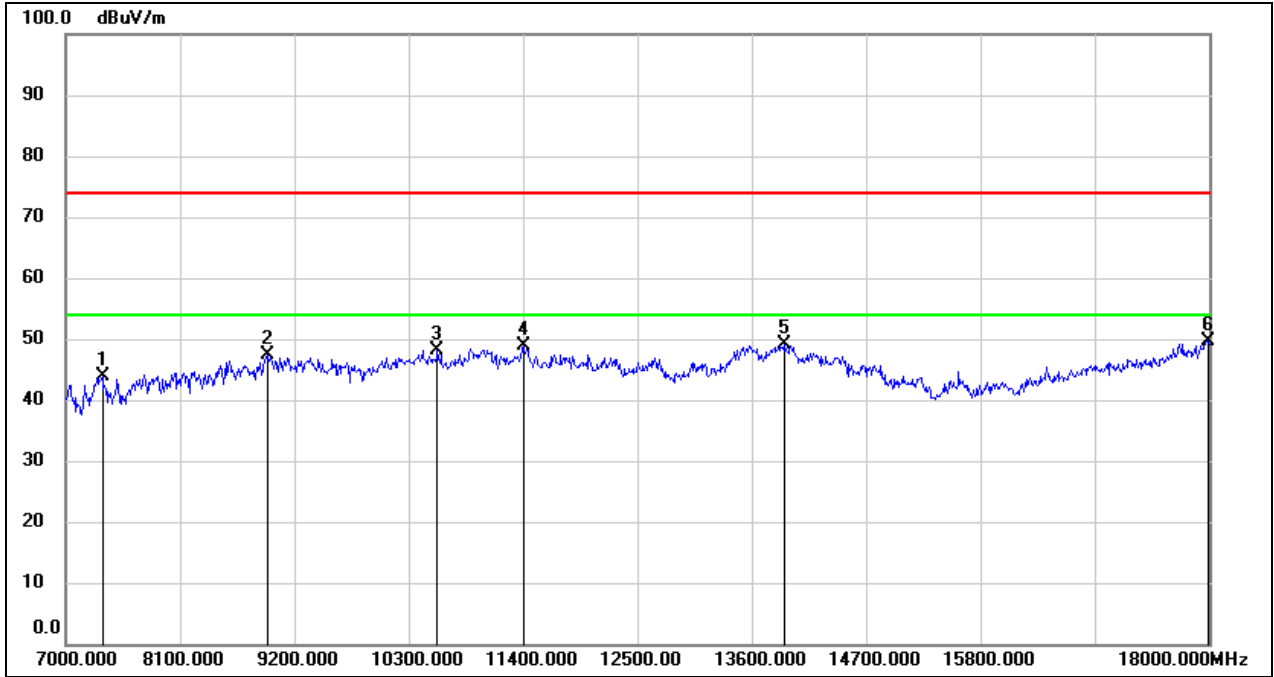
No.	Frequency (MHz)	Reading (dBuV)	Correct (dB/m)	Result (dBuV/m)	Limit (dBuV/m)	Margin (dB)	Remark
1	7308.000	36.48	7.73	44.21	74.00	-29.79	peak
2	8936.000	36.60	10.91	47.51	74.00	-26.49	peak
3	10421.000	35.02	13.29	48.31	74.00	-25.69	peak
4	11598.000	32.93	17.02	49.95	74.00	-24.05	peak
5	13952.000	26.51	22.51	49.02	74.00	-24.98	peak
6	17813.000	23.45	26.18	49.63	74.00	-24.37	peak

Test Mode:	SRD 5MHz	Frequency(MHz):	5202
Polarity:	Horizontal	Test Voltage:	DC 7.2 V



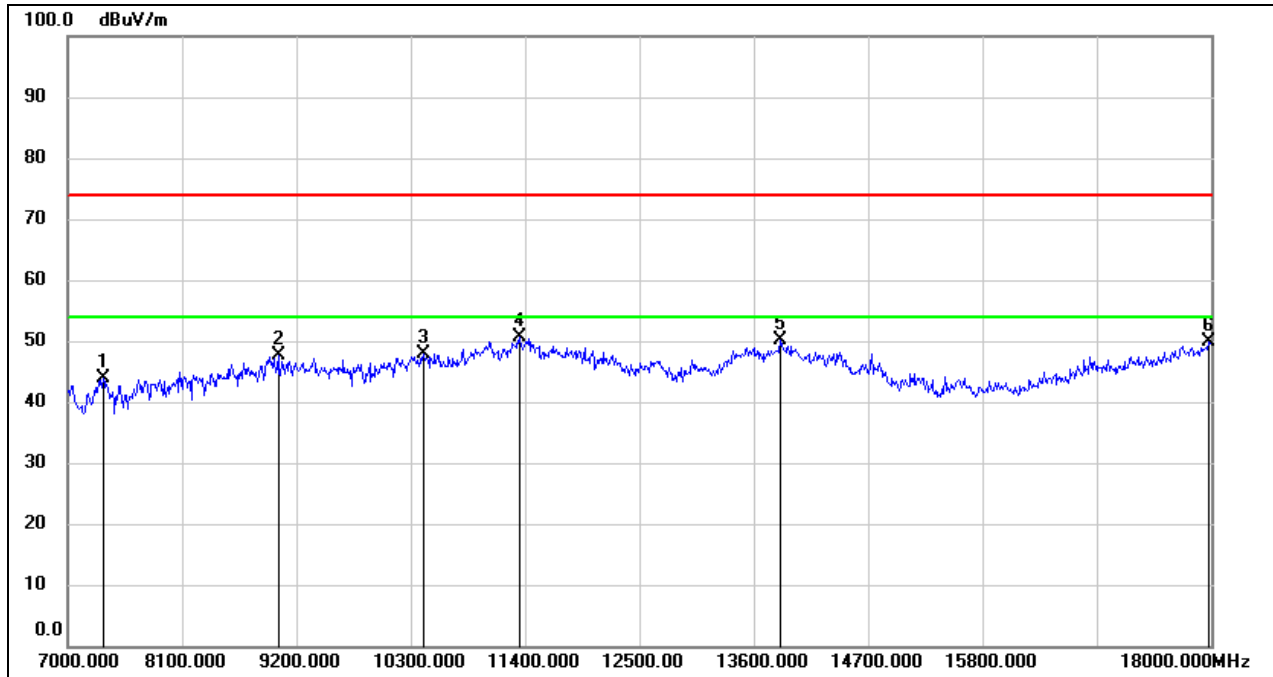
No.	Frequency (MHz)	Reading (dBuV)	Correct (dB/m)	Result (dBuV/m)	Limit (dBuV/m)	Margin (dB)	Remark
1	7308.000	36.98	7.73	44.71	74.00	-29.29	peak
2	8936.000	36.66	10.91	47.57	74.00	-26.43	peak
3	10443.000	35.15	13.35	48.50	74.00	-25.50	peak
4	11400.000	33.38	16.57	49.95	74.00	-24.05	peak
5	13919.000	26.81	22.49	49.30	74.00	-24.70	peak
6	17934.000	23.09	26.69	49.78	74.00	-24.22	peak

Test Mode:	SRD 5MHz	Frequency(MHz):	5202
Polarity:	Vertical	Test Voltage:	DC 7.2 V



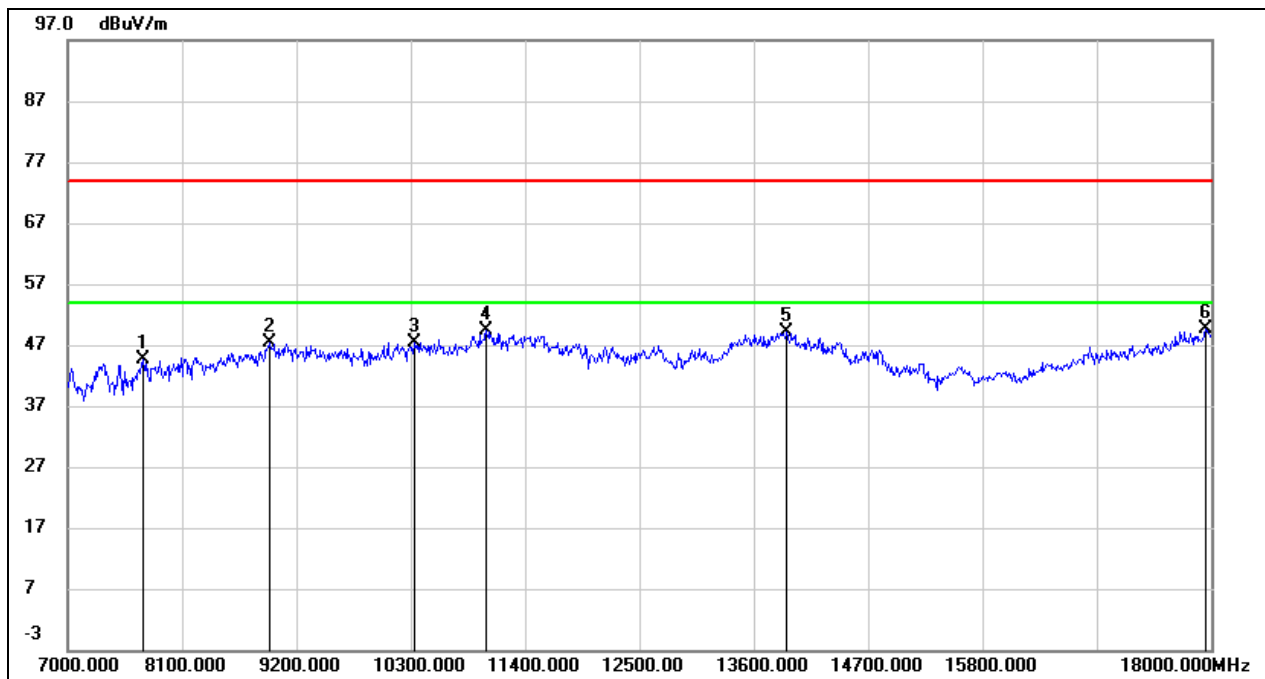
No.	Frequency (MHz)	Reading (dBuV)	Correct (dB/m)	Result (dBuV/m)	Limit (dBuV/m)	Margin (dB)	Remark
1	7352.000	35.77	8.07	43.84	74.00	-30.16	peak
2	8936.000	36.36	10.91	47.27	74.00	-26.73	peak
3	10575.000	34.45	13.70	48.15	74.00	-25.85	peak
4	11400.000	32.28	16.57	48.85	74.00	-25.15	peak
5	13919.000	26.62	22.49	49.11	74.00	-24.89	peak
6	17989.000	22.72	26.92	49.64	74.00	-24.36	peak

Test Mode:	SRD 5MHz	Frequency(MHz):	5247
Polarity:	Horizontal	Test Voltage:	DC 7.2 V



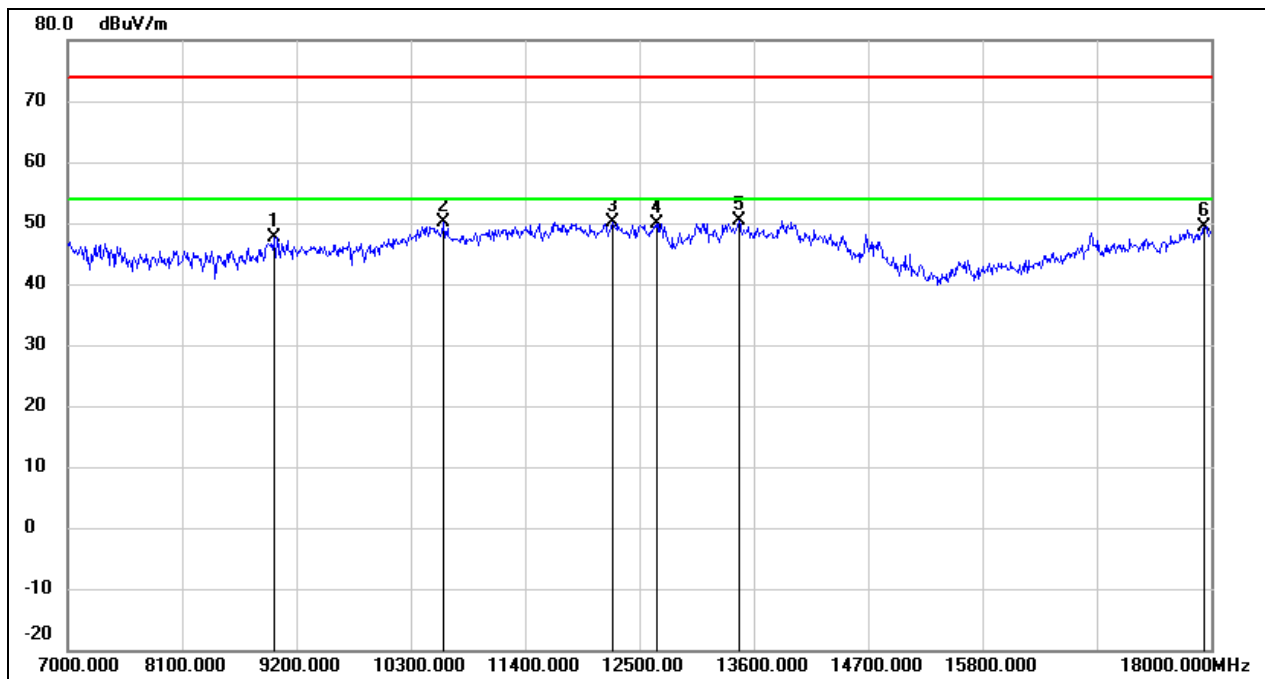
No.	Frequency (MHz)	Reading (dBuV)	Correct (dB/m)	Result (dBuV/m)	Limit (dBuV/m)	Margin (dB)	Remark
1	7341.000	35.86	8.00	43.86	74.00	-30.14	peak
2	9024.000	36.09	11.65	47.74	74.00	-26.26	peak
3	10421.000	34.63	13.29	47.92	74.00	-26.08	peak
4	11345.000	34.35	16.24	50.59	74.00	-23.41	peak
5	13853.000	27.65	22.46	50.11	74.00	-23.89	peak
6	17978.000	22.95	26.88	49.83	74.00	-24.17	peak

Test Mode:	SRD 5MHz	Frequency(MHz):	5247
Polarity:	Vertical	Test Voltage:	DC 7.2 V



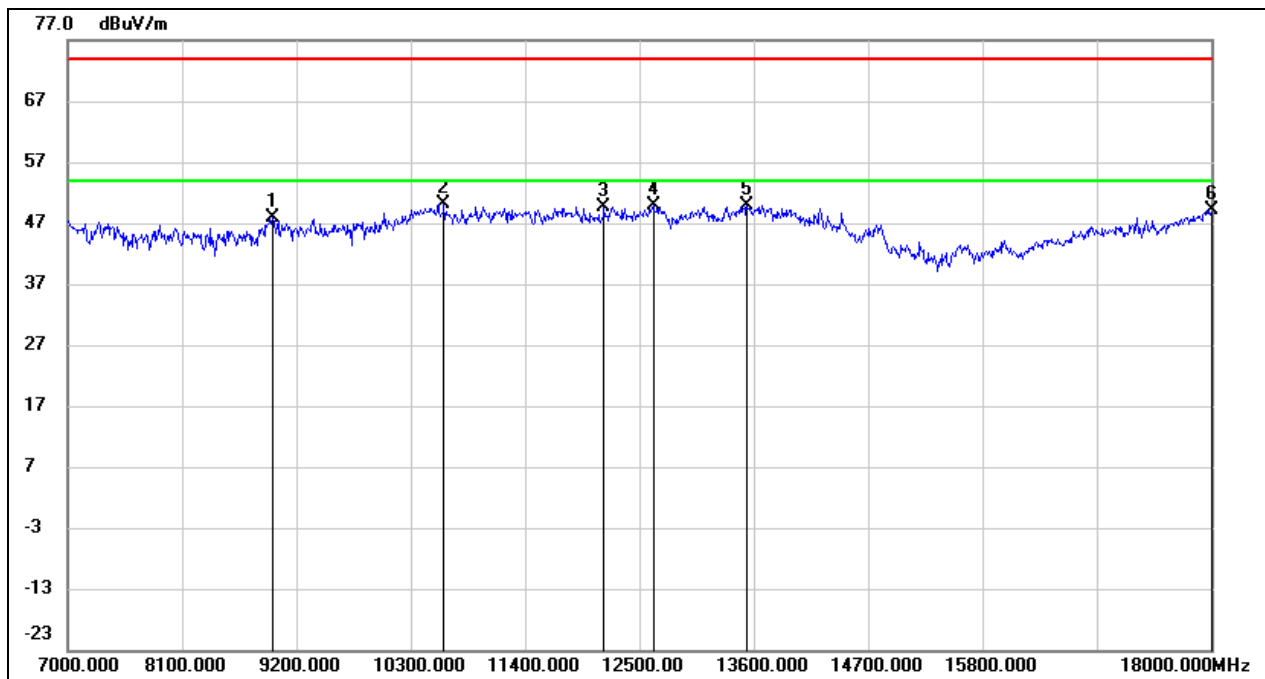
No.	Frequency (MHz)	Reading (dBuV)	Correct (dB/m)	Result (dBuV/m)	Limit (dBuV/m)	Margin (dB)	Remark
1	7726.000	37.98	6.77	44.75	74.00	-29.25	peak
2	8947.000	36.39	11.08	47.47	74.00	-26.53	peak
3	10333.000	34.53	12.93	47.46	74.00	-26.54	peak
4	11026.000	34.45	14.95	49.40	74.00	-24.60	peak
5	13919.000	26.56	22.49	49.05	74.00	-24.95	peak
6	17945.000	22.87	26.74	49.61	74.00	-24.39	peak

Test Mode:	SRD 10MHz	Frequency(MHz):	5157
Polarity:	Horizontal	Test Voltage:	DC 7.2 V



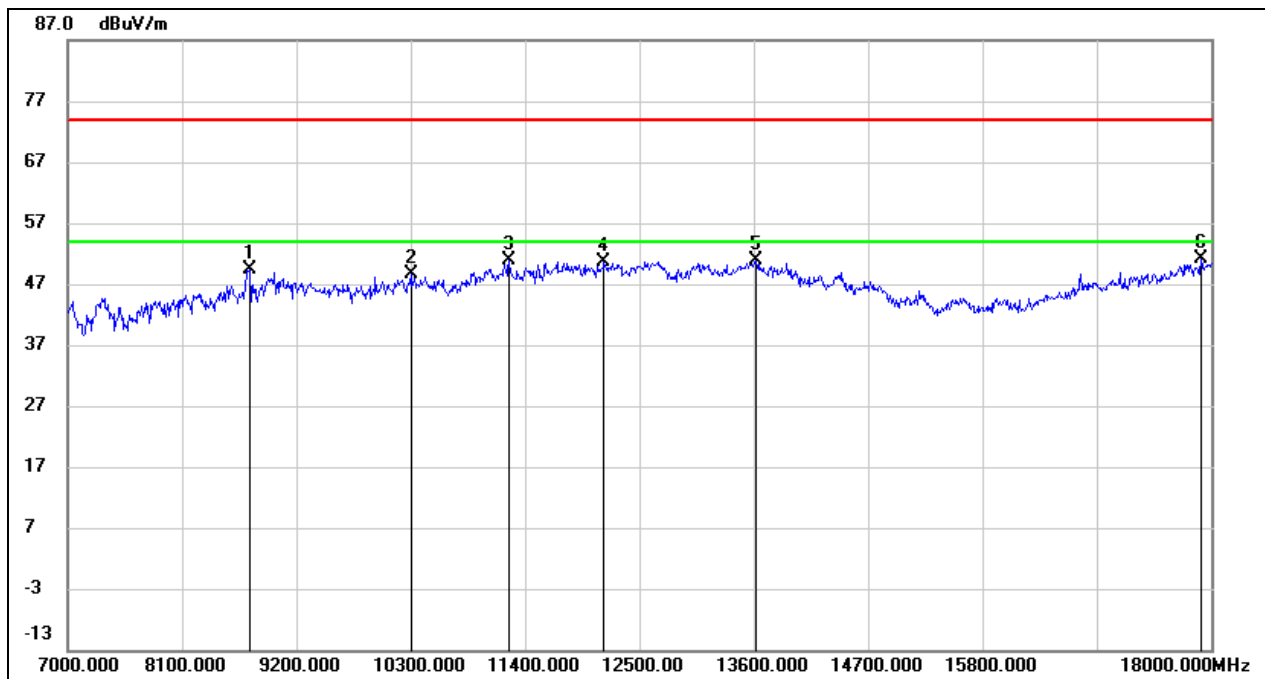
No.	Frequency (MHz)	Reading (dBuV)	Correct (dB/m)	Result (dBuV/m)	Limit (dBuV/m)	Margin (dB)	Remark
1	8991.000	35.86	11.73	47.59	74.00	-26.41	peak
2	10619.000	36.41	13.78	50.19	74.00	-23.81	peak
3	12247.000	31.51	18.68	50.19	74.00	-23.81	peak
4	12665.000	31.49	18.48	49.97	74.00	-24.03	peak
5	13457.000	29.18	21.29	50.47	74.00	-23.53	peak
6	17934.000	22.75	26.69	49.44	74.00	-24.56	peak

Test Mode:	SRD 10MHz	Frequency(MHz):	5157
Polarity:	Vertical	Test Voltage:	DC 7.2 V



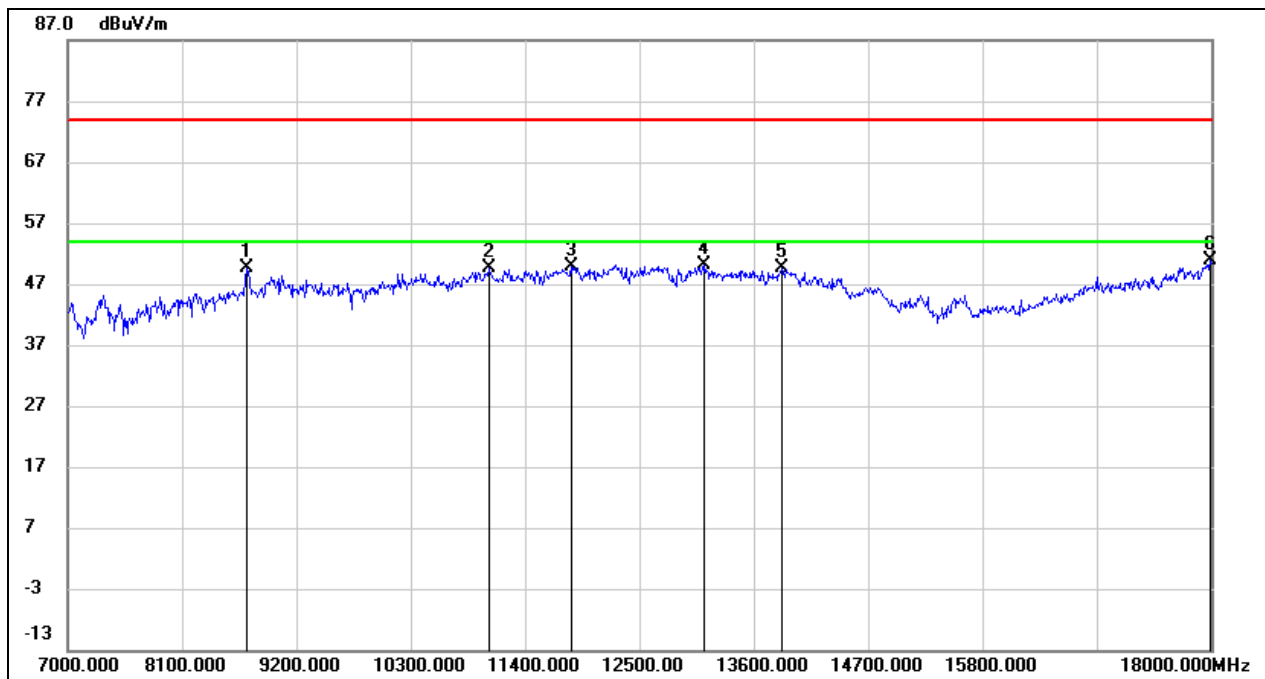
No.	Frequency (MHz)	Reading (dBuV)	Correct (dB/m)	Result (dBuV/m)	Limit (dBuV/m)	Margin (dB)	Remark
1	8969.000	36.42	11.40	47.82	74.00	-26.18	peak
2	10619.000	36.39	13.78	50.17	74.00	-23.83	peak
3	12159.000	31.17	18.58	49.75	74.00	-24.25	peak
4	12632.000	31.37	18.40	49.77	74.00	-24.23	peak
5	13534.000	28.54	21.41	49.95	74.00	-24.05	peak
6	18000.000	22.28	26.97	49.25	74.00	-24.75	peak

Test Mode:	SRD 10MHz	Frequency(MHz):	5201
Polarity:	Horizontal	Test Voltage:	DC 7.2 V



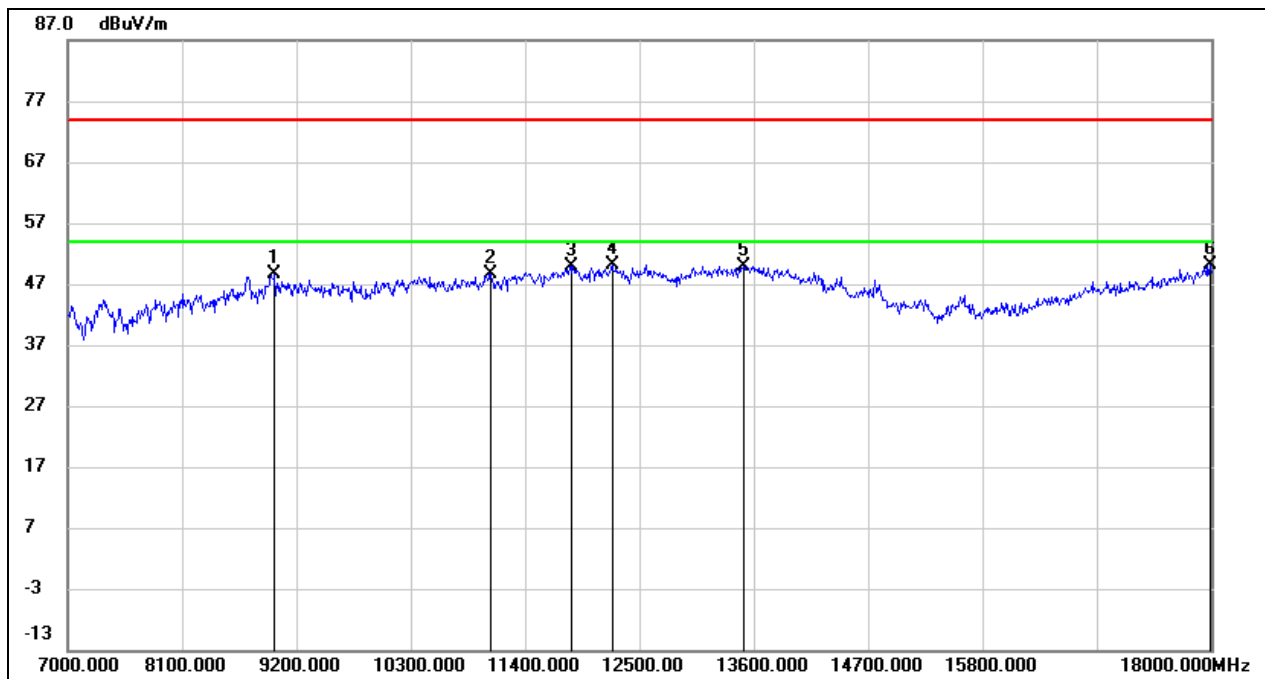
No.	Frequency (MHz)	Reading (dBuV)	Correct (dB/m)	Result (dBuV/m)	Limit (dBuV/m)	Margin (dB)	Remark
1	8749.000	40.40	8.93	49.33	74.00	-24.67	peak
2	10300.000	35.78	12.78	48.56	74.00	-25.44	peak
3	11246.000	35.22	15.62	50.84	74.00	-23.16	peak
4	12159.000	32.08	18.58	50.66	74.00	-23.34	peak
5	13622.000	29.23	21.53	50.76	74.00	-23.24	peak
6	17901.000	24.49	26.55	51.04	74.00	-22.96	peak

Test Mode:	SRD 10MHz	Frequency(MHz):	5201
Polarity:	Vertical	Test Voltage:	DC 7.2 V



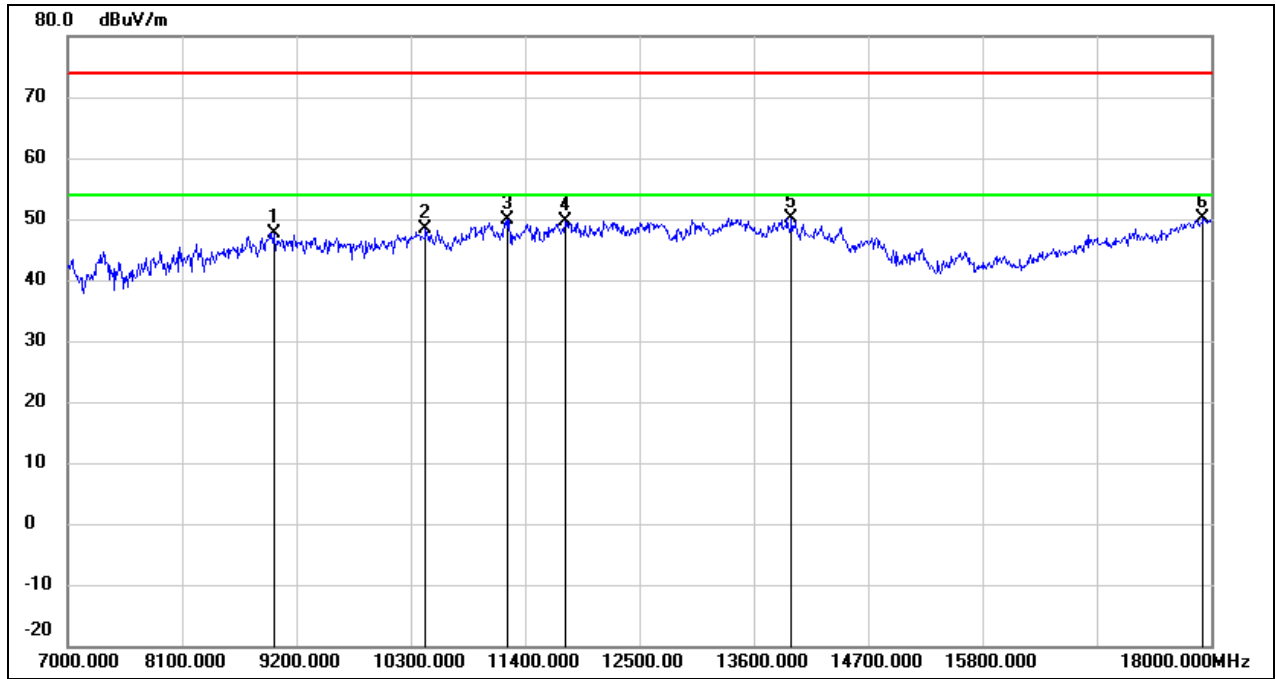
No.	Frequency (MHz)	Reading (dBuV)	Correct (dB/m)	Result (dBuV/m)	Limit (dBuV/m)	Margin (dB)	Remark
1	8716.000	40.73	8.98	49.71	74.00	-24.29	peak
2	11048.000	34.56	14.99	49.55	74.00	-24.45	peak
3	11840.000	32.06	17.76	49.82	74.00	-24.18	peak
4	13127.000	30.37	19.68	50.05	74.00	-23.95	peak
5	13875.000	27.08	22.46	49.54	74.00	-24.46	peak
6	17989.000	23.92	26.92	50.84	74.00	-23.16	peak

Test Mode:	SRD 10MHz	Frequency(MHz):	5245
Polarity:	Horizontal	Test Voltage:	DC 7.2 V



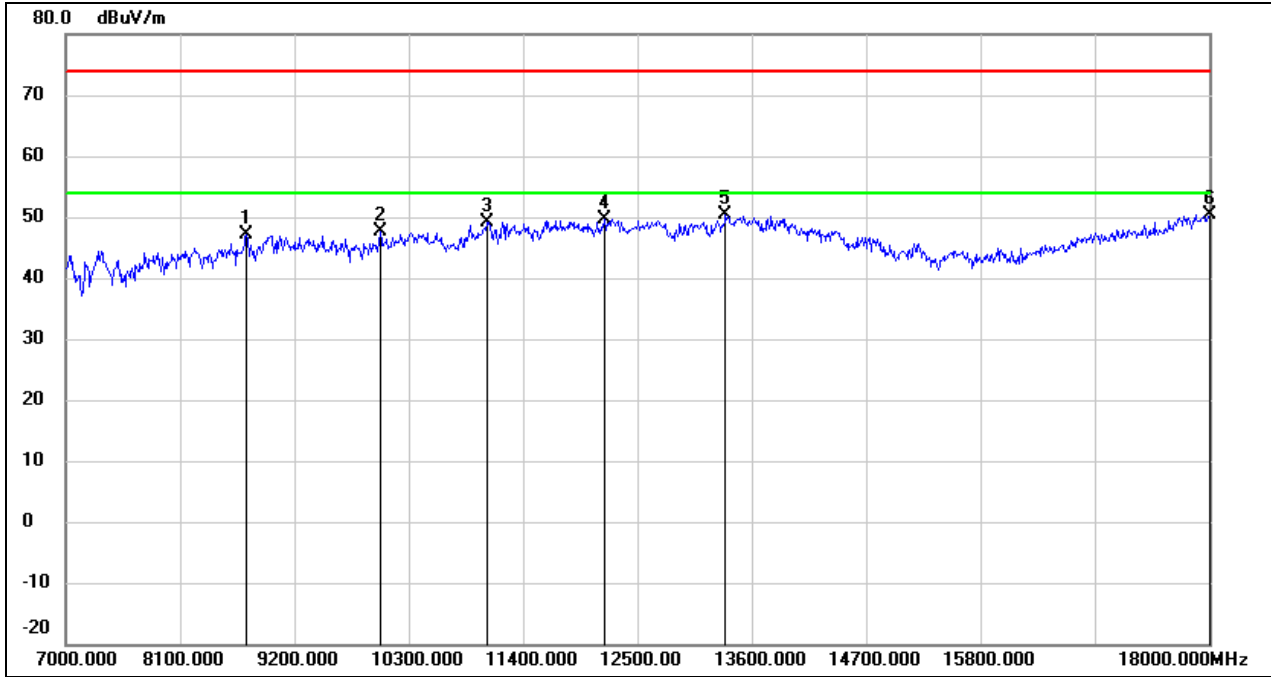
No.	Frequency (MHz)	Reading (dBuV)	Correct (dB/m)	Result (dBuV/m)	Limit (dBuV/m)	Margin (dB)	Remark
1	8991.000	36.90	11.73	48.63	74.00	-25.37	peak
2	11070.000	33.53	15.04	48.57	74.00	-25.43	peak
3	11840.000	32.16	17.76	49.92	74.00	-24.08	peak
4	12236.000	31.47	18.66	50.13	74.00	-23.87	peak
5	13501.000	28.58	21.40	49.98	74.00	-24.02	peak
6	17989.000	23.13	26.92	50.05	74.00	-23.95	peak

Test Mode:	SRD 10MHz	Frequency(MHz):	5245
Polarity:	Vertical	Test Voltage:	DC 7.2 V



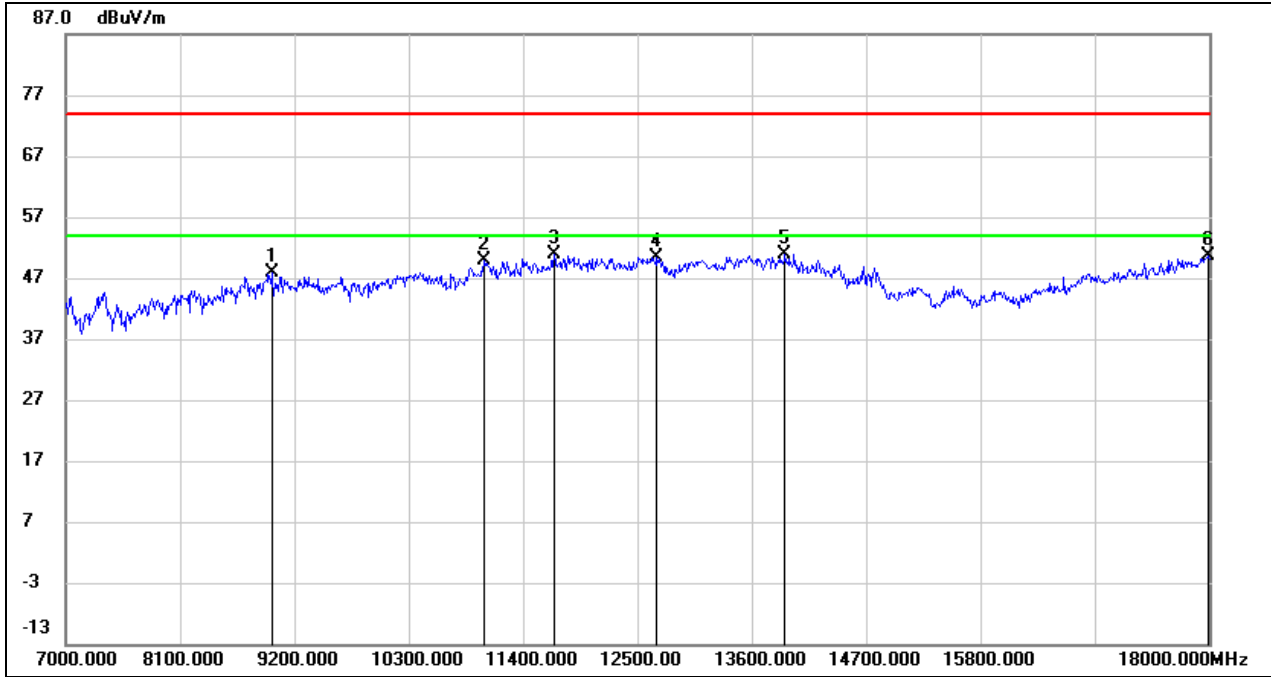
No.	Frequency (MHz)	Reading (dBuV)	Correct (dB/m)	Result (dBuV/m)	Limit (dBuV/m)	Margin (dB)	Remark
1	8980.000	36.06	11.57	47.63	74.00	-26.37	peak
2	10443.000	35.03	13.35	48.38	74.00	-25.62	peak
3	11235.000	34.28	15.56	49.84	74.00	-24.16	peak
4	11785.000	32.17	17.52	49.69	74.00	-24.31	peak
5	13963.000	27.57	22.51	50.08	74.00	-23.92	peak
6	17923.000	23.59	26.64	50.23	74.00	-23.77	peak

Test Mode:	SRD 20MHz	Frequency(MHz):	5161
Polarity:	Horizontal	Test Voltage:	DC 7.2 V



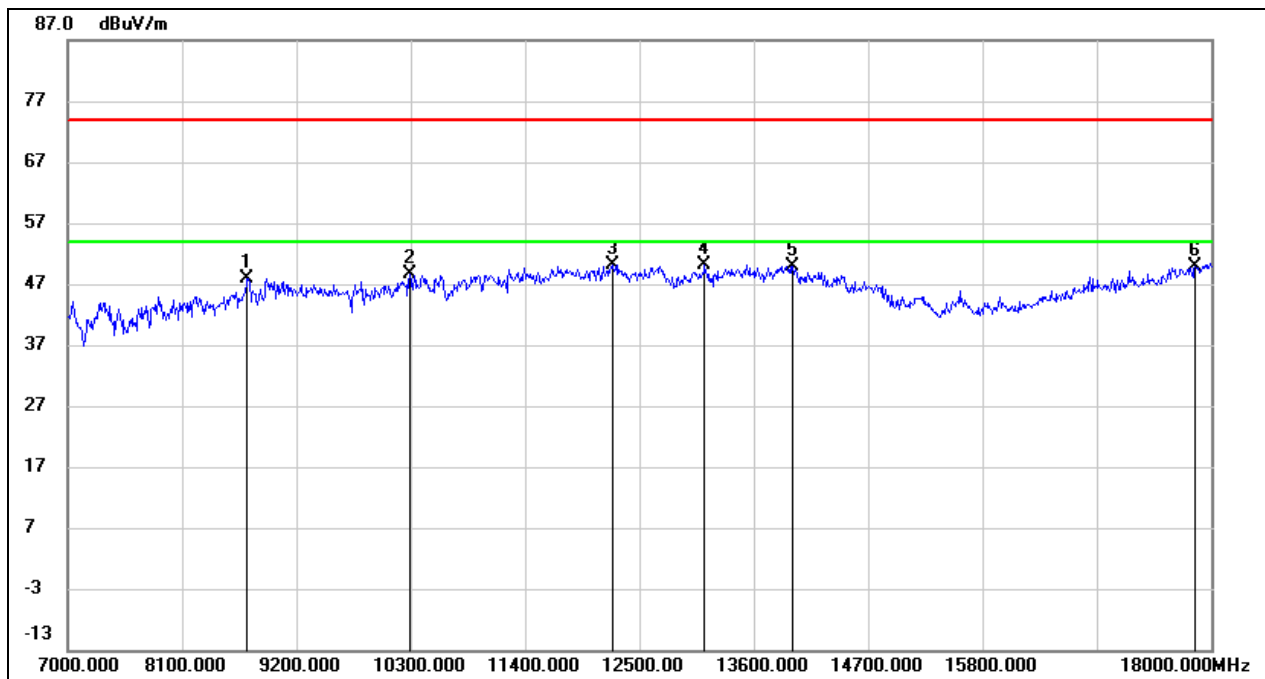
No.	Frequency (MHz)	Reading (dBuV)	Correct (dB/m)	Result (dBuV/m)	Limit (dBuV/m)	Margin (dB)	Remark
1	8738.000	38.28	8.95	47.23	74.00	-26.77	peak
2	10025.000	35.44	12.19	47.63	74.00	-26.37	peak
3	11048.000	34.23	14.99	49.22	74.00	-24.78	peak
4	12181.000	31.03	18.58	49.61	74.00	-24.39	peak
5	13347.000	29.57	20.82	50.39	74.00	-23.61	peak
6	18000.000	23.40	26.97	50.37	74.00	-23.63	peak

Test Mode:	SRD 20MHz	Frequency(MHz):	5161
Polarity:	Vertical	Test Voltage:	DC 7.2 V



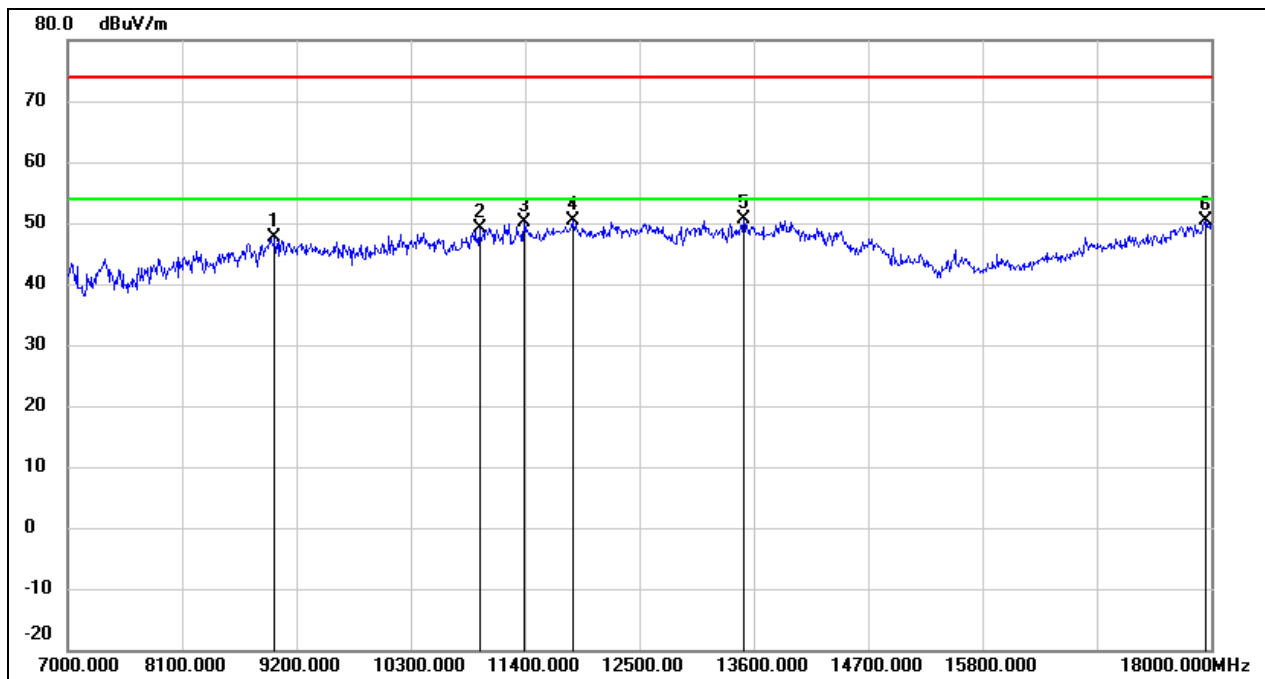
No.	Frequency (MHz)	Reading (dBuV)	Correct (dB/m)	Result (dBuV/m)	Limit (dBuV/m)	Margin (dB)	Remark
1	8980.000	36.39	11.57	47.96	74.00	-26.04	peak
2	11026.000	34.85	14.95	49.80	74.00	-24.20	peak
3	11697.000	33.63	17.29	50.92	74.00	-23.08	peak
4	12687.000	31.92	18.53	50.45	74.00	-23.55	peak
5	13919.000	28.49	22.49	50.98	74.00	-23.02	peak
6	17989.000	23.59	26.92	50.51	74.00	-23.49	peak

Test Mode:	SRD 20MHz	Frequency(MHz):	5200
Polarity:	Horizontal	Test Voltage:	DC 7.2 V



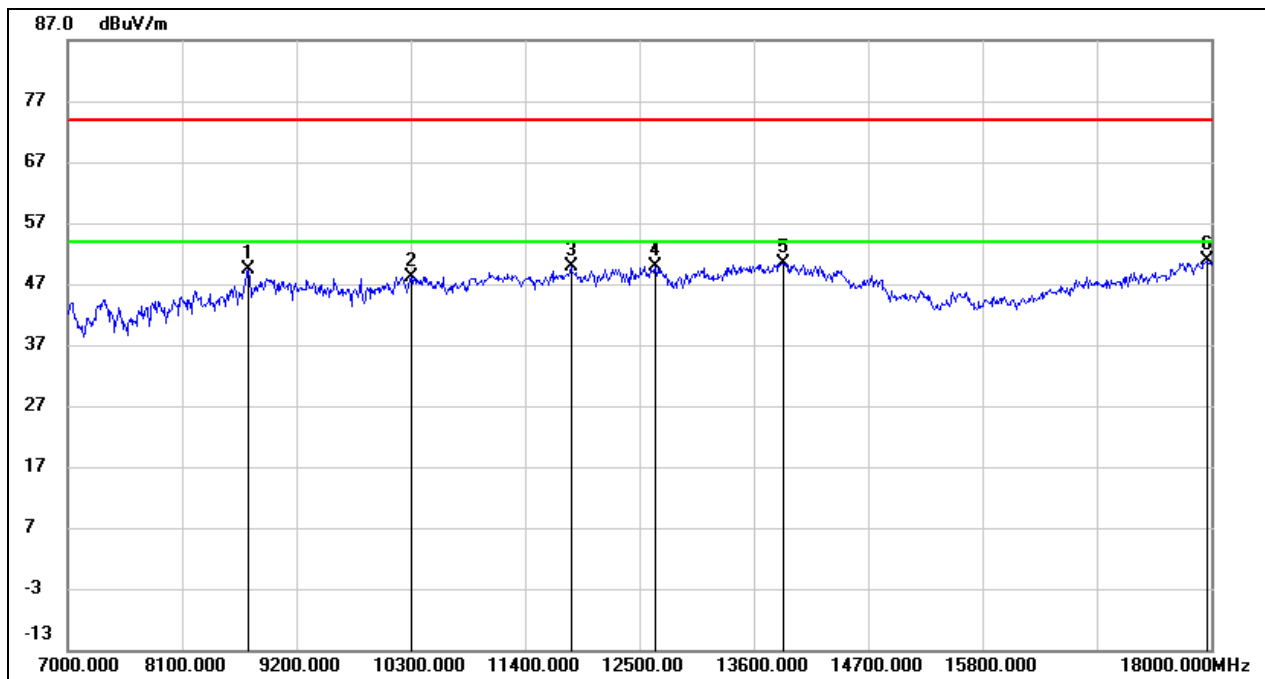
No.	Frequency (MHz)	Reading (dBuV)	Correct (dB/m)	Result (dBuV/m)	Limit (dBuV/m)	Margin (dB)	Remark
1	8727.000	39.00	8.96	47.96	74.00	-26.04	peak
2	10289.000	35.98	12.74	48.72	74.00	-25.28	peak
3	12236.000	31.37	18.66	50.03	74.00	-23.97	peak
4	13127.000	30.37	19.68	50.05	74.00	-23.95	peak
5	13974.000	27.28	22.53	49.81	74.00	-24.19	peak
6	17846.000	23.62	26.32	49.94	74.00	-24.06	peak

Test Mode:	SRD 20MHz	Frequency(MHz):	5200
Polarity:	Vertical	Test Voltage:	DC 7.2 V



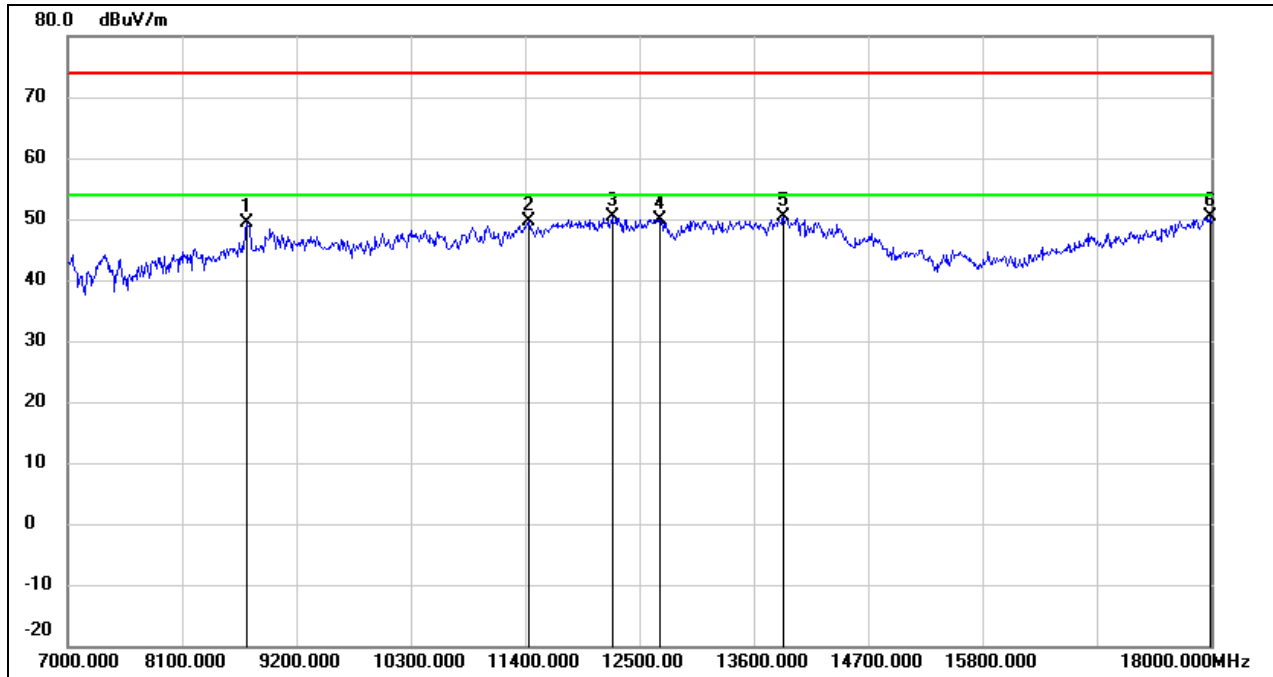
No.	Frequency (MHz)	Reading (dBuV)	Correct (dB/m)	Result (dBuV/m)	Limit (dBuV/m)	Margin (dB)	Remark
1	8991.000	35.84	11.73	47.57	74.00	-26.43	peak
2	10960.000	34.36	14.67	49.03	74.00	-24.97	peak
3	11389.000	33.57	16.51	50.08	74.00	-23.92	peak
4	11862.000	32.40	17.88	50.28	74.00	-23.72	peak
5	13501.000	29.19	21.40	50.59	74.00	-23.41	peak
6	17945.000	23.56	26.74	50.30	74.00	-23.70	peak

Test Mode:	SRD 20MHz	Frequency(MHz):	5240
Polarity:	Horizontal	Test Voltage:	DC 7.2 V



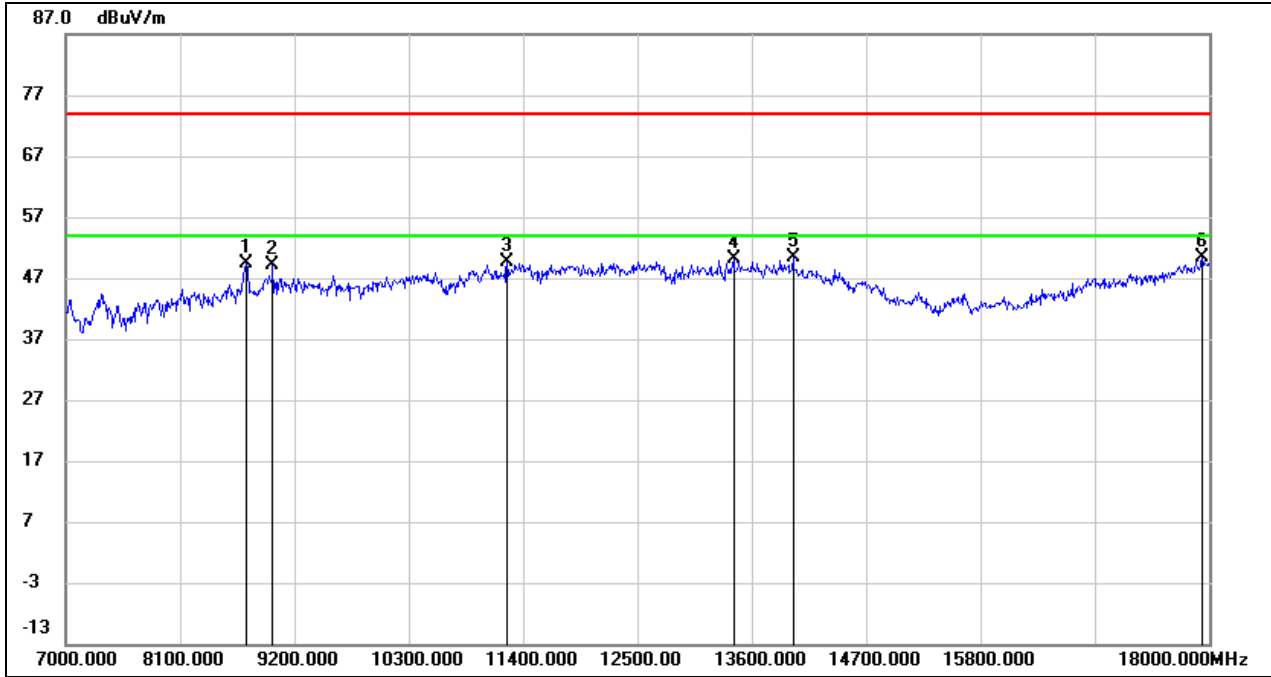
No.	Frequency (MHz)	Reading (dBuV)	Correct (dB/m)	Result (dBuV/m)	Limit (dBuV/m)	Margin (dB)	Remark
1	8738.000	40.48	8.95	49.43	74.00	-24.57	peak
2	10300.000	35.45	12.78	48.23	74.00	-25.77	peak
3	11840.000	32.07	17.76	49.83	74.00	-24.17	peak
4	12654.000	31.46	18.44	49.90	74.00	-24.10	peak
5	13886.000	28.00	22.48	50.48	74.00	-23.52	peak
6	17956.000	24.20	26.78	50.98	74.00	-23.02	peak

Test Mode:	SRD 20MHz	Frequency(MHz):	5240
Polarity:	Vertical	Test Voltage:	DC 7.2 V



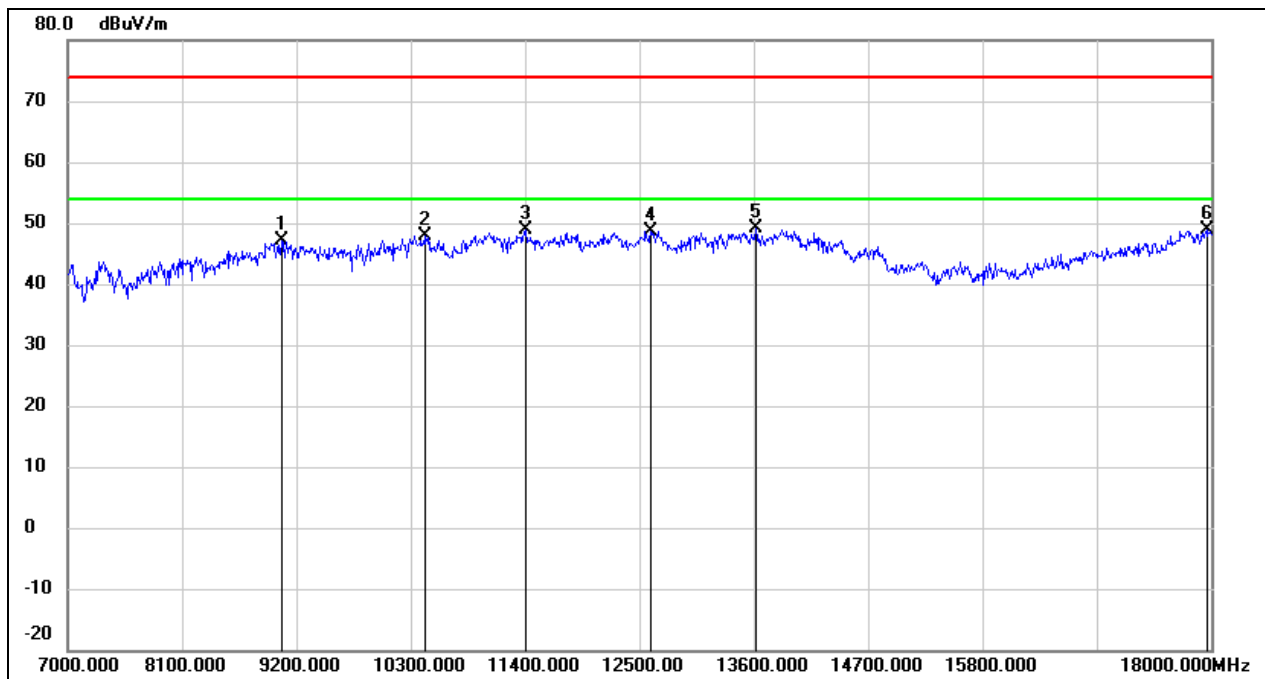
No.	Frequency (MHz)	Reading (dBuV)	Correct (dB/m)	Result (dBuV/m)	Limit (dBuV/m)	Margin (dB)	Remark
1	8716.000	40.41	8.98	49.39	74.00	-24.61	peak
2	11433.000	33.07	16.68	49.75	74.00	-24.25	peak
3	12236.000	31.75	18.66	50.41	74.00	-23.59	peak
4	12698.000	31.26	18.56	49.82	74.00	-24.18	peak
5	13886.000	27.82	22.48	50.30	74.00	-23.70	peak
6	17989.000	23.53	26.92	50.45	74.00	-23.55	peak

Test Mode:	SRD 40MHz	Frequency(MHz):	5170
Polarity:	Horizontal	Test Voltage:	DC 7.2 V



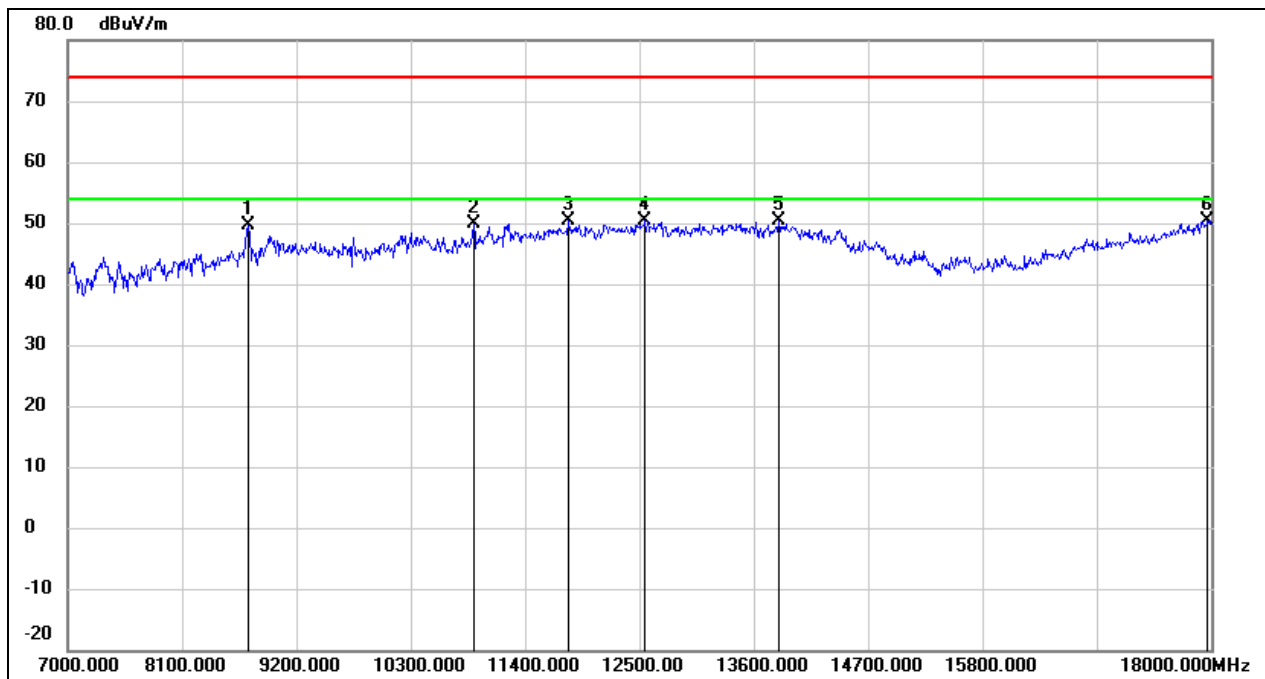
No.	Frequency (MHz)	Reading (dBuV)	Correct (dB/m)	Result (dBuV/m)	Limit (dBuV/m)	Margin (dB)	Remark
1	8738.000	40.47	8.95	49.42	74.00	-24.58	peak
2	8991.000	37.32	11.73	49.05	74.00	-24.95	peak
3	11246.000	33.98	15.62	49.60	74.00	-24.40	peak
4	13424.000	28.91	21.19	50.10	74.00	-23.90	peak
5	13996.000	27.79	22.54	50.33	74.00	-23.67	peak
6	17934.000	23.63	26.69	50.32	74.00	-23.68	peak

Test Mode:	SRD 40MHz	Frequency(MHz):	5170
Polarity:	Vertical	Test Voltage:	DC 7.2 V



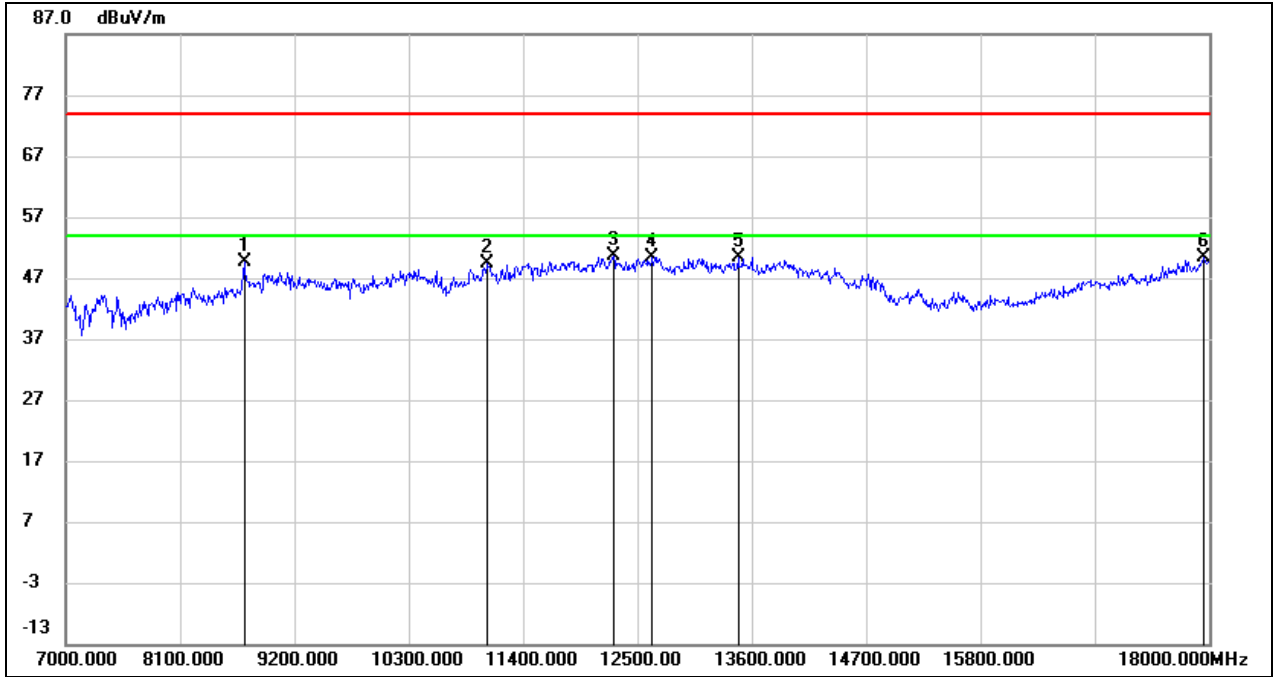
No.	Frequency (MHz)	Reading (dBuV)	Correct (dB/m)	Result (dBuV/m)	Limit (dBuV/m)	Margin (dB)	Remark
1	9057.000	35.79	11.35	47.14	74.00	-26.86	peak
2	10432.000	34.69	13.31	48.00	74.00	-26.00	peak
3	11400.000	32.42	16.57	48.99	74.00	-25.01	peak
4	12610.000	30.25	18.34	48.59	74.00	-25.41	peak
5	13622.000	27.52	21.53	49.05	74.00	-24.95	peak
6	17956.000	22.17	26.78	48.95	74.00	-25.05	peak

Test Mode:	SRD 40MHz	Frequency(MHz):	5200
Polarity:	Horizontal	Test Voltage:	DC 7.2 V



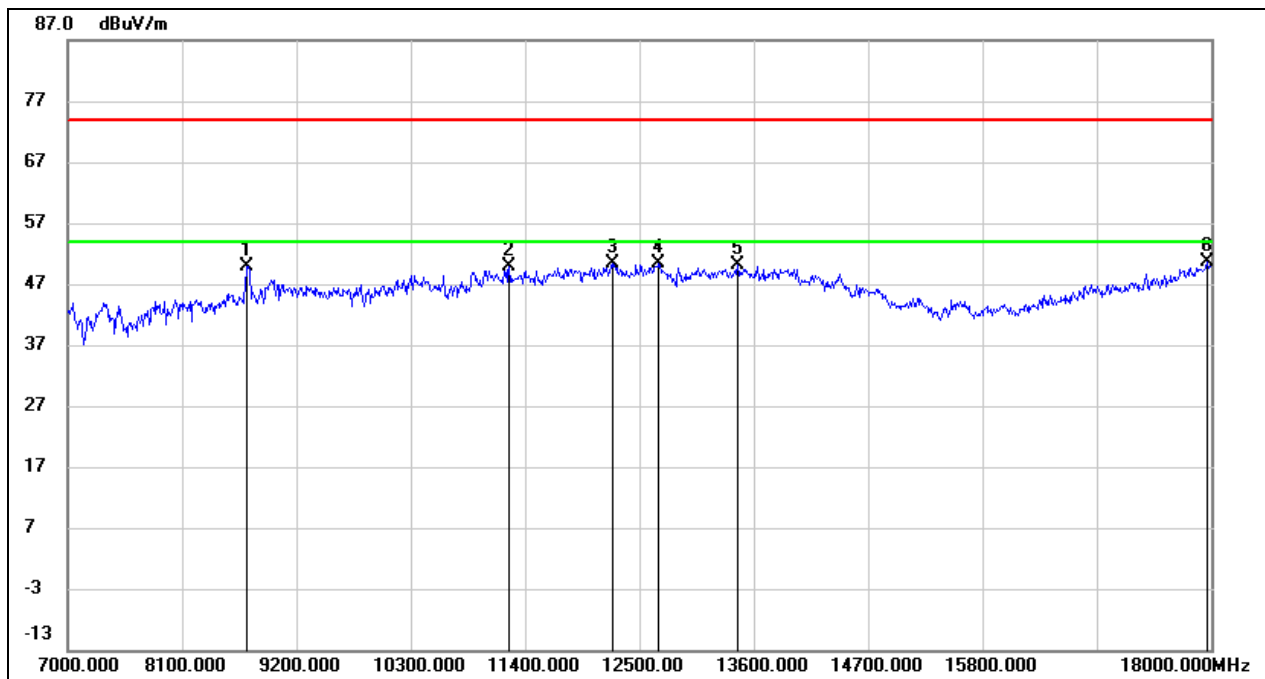
No.	Frequency (MHz)	Reading (dBuV)	Correct (dB/m)	Result (dBuV/m)	Limit (dBuV/m)	Margin (dB)	Remark
1	8738.000	40.63	8.95	49.58	74.00	-24.42	peak
2	10905.000	35.45	14.39	49.84	74.00	-24.16	peak
3	11818.000	32.72	17.65	50.37	74.00	-23.63	peak
4	12555.000	31.99	18.43	50.42	74.00	-23.58	peak
5	13842.000	27.90	22.44	50.34	74.00	-23.66	peak
6	17967.000	23.63	26.83	50.46	74.00	-23.54	peak

Test Mode:	SRD 40MHz	Frequency(MHz):	5200
Polarity:	Vertical	Test Voltage:	DC 7.2 V



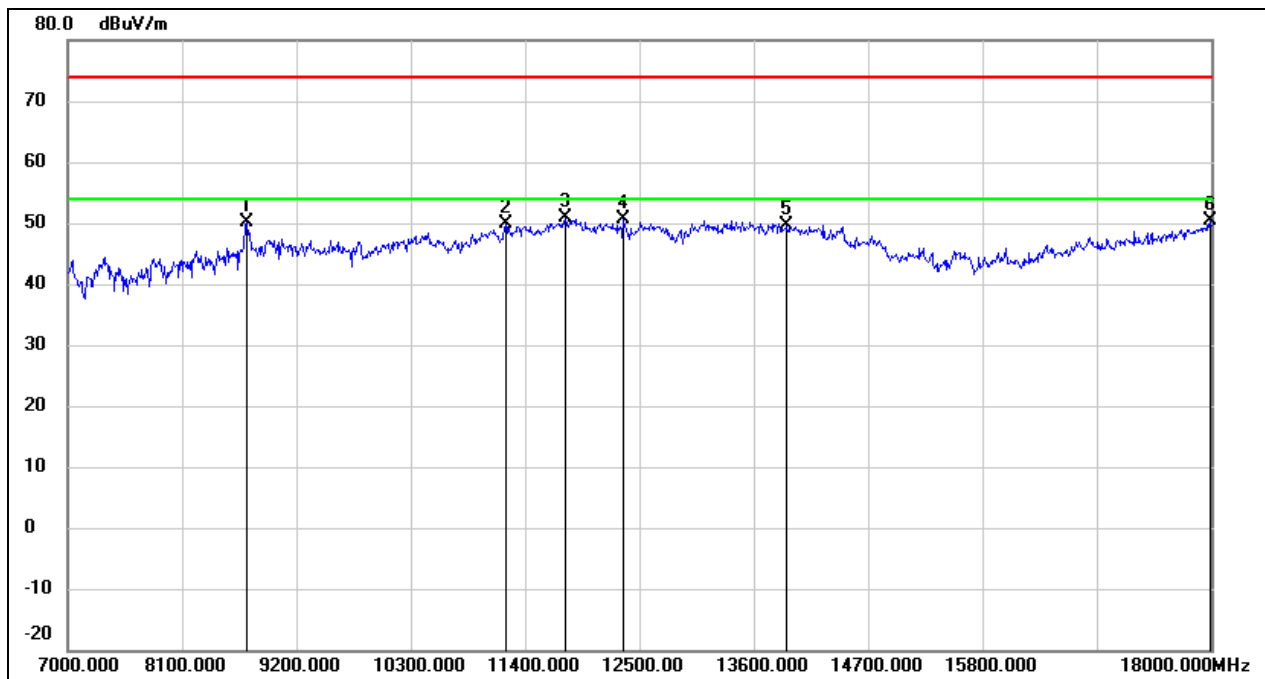
No.	Frequency (MHz)	Reading (dBuV)	Correct (dB/m)	Result (dBuV/m)	Limit (dBuV/m)	Margin (dB)	Remark
1	8716.000	40.75	8.98	49.73	74.00	-24.27	peak
2	11059.000	34.25	15.02	49.27	74.00	-24.73	peak
3	12269.000	31.87	18.72	50.59	74.00	-23.41	peak
4	12643.000	32.06	18.43	50.49	74.00	-23.51	peak
5	13468.000	29.14	21.31	50.45	74.00	-23.55	peak
6	17945.000	23.64	26.74	50.38	74.00	-23.62	peak

Test Mode:	SRD 40MHz	Frequency(MHz):	5230
Polarity:	Horizontal	Test Voltage:	DC 7.2 V



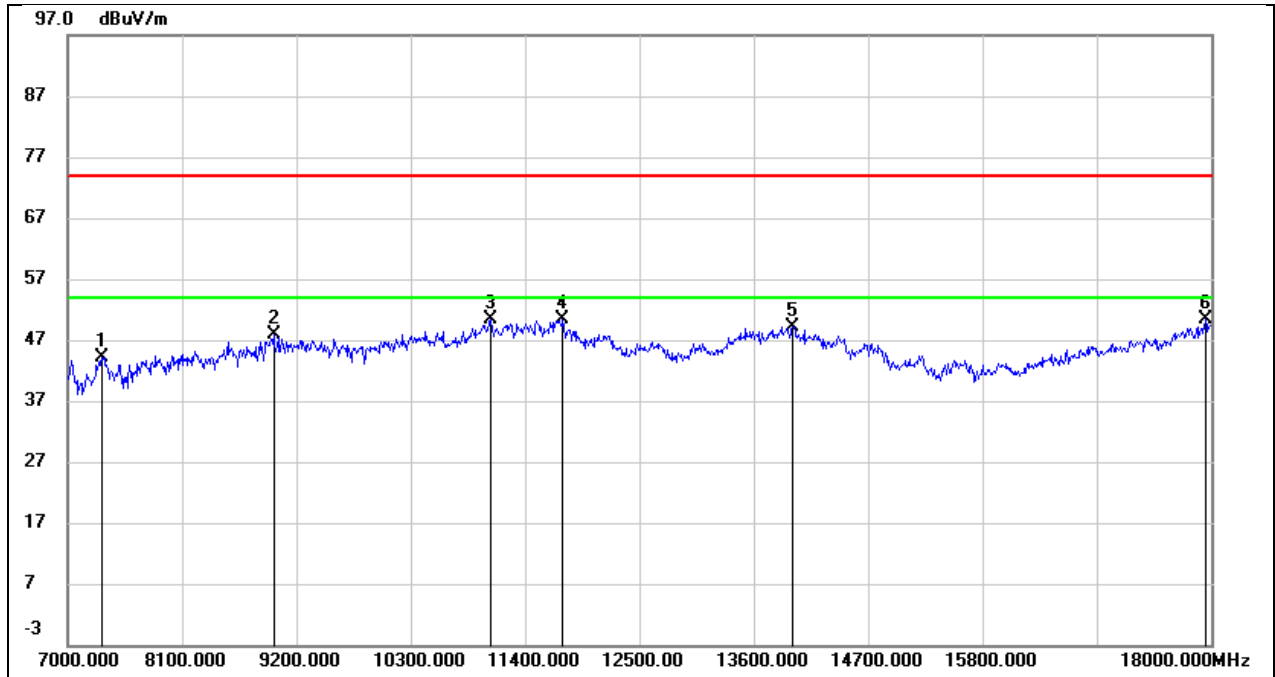
No.	Frequency (MHz)	Reading (dBuV)	Correct (dB/m)	Result (dBuV/m)	Limit (dBuV/m)	Margin (dB)	Remark
1	8727.000	40.97	8.96	49.93	74.00	-24.07	peak
2	11246.000	34.25	15.62	49.87	74.00	-24.13	peak
3	12236.000	31.75	18.66	50.41	74.00	-23.59	peak
4	12687.000	31.90	18.53	50.43	74.00	-23.57	peak
5	13446.000	28.84	21.25	50.09	74.00	-23.91	peak
6	17956.000	23.89	26.78	50.67	74.00	-23.33	peak

Test Mode:	SRD 40MHz	Frequency(MHz):	5230
Polarity:	Vertical	Test Voltage:	DC 7.2 V



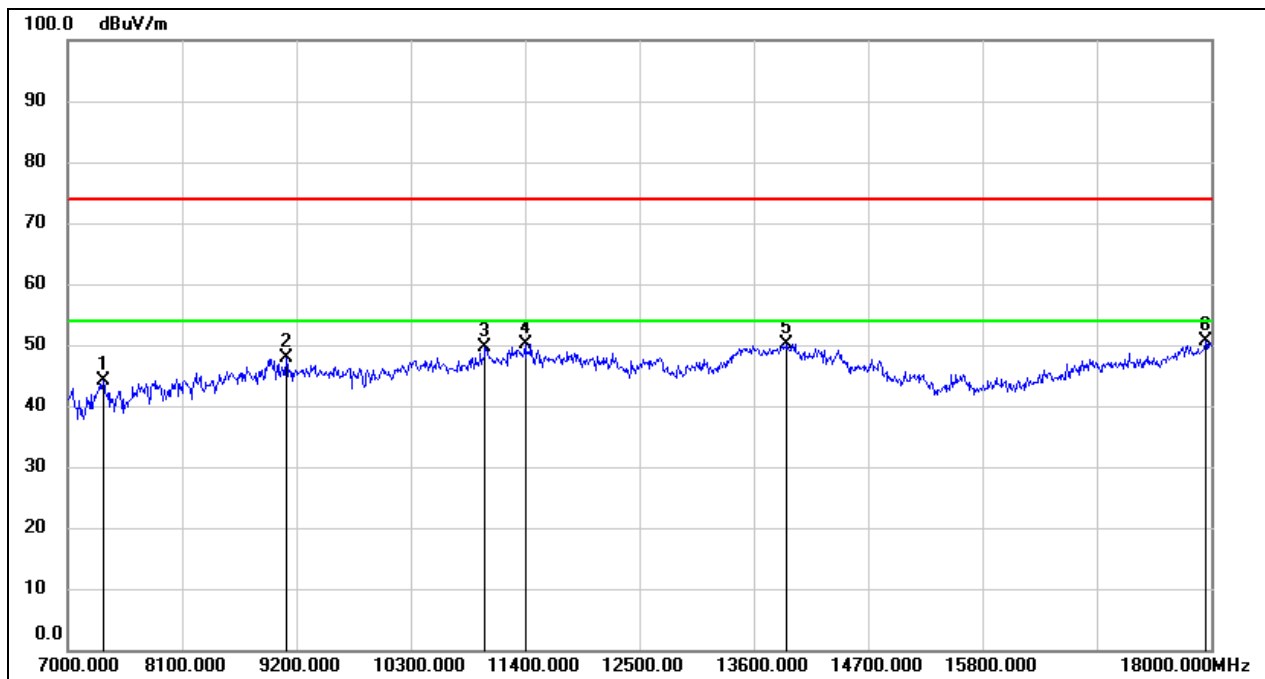
No.	Frequency (MHz)	Reading (dBuV)	Correct (dB/m)	Result (dBuV/m)	Limit (dBuV/m)	Margin (dB)	Remark
1	8716.000	41.23	8.98	50.21	74.00	-23.79	peak
2	11213.000	34.42	15.42	49.84	74.00	-24.16	peak
3	11785.000	33.42	17.52	50.94	74.00	-23.06	peak
4	12346.000	31.85	18.88	50.73	74.00	-23.27	peak
5	13919.000	27.23	22.49	49.72	74.00	-24.28	peak
6	17989.000	23.46	26.92	50.38	74.00	-23.62	peak

Test Mode:	SRD 60MHz	Frequency(MHz):	5196
Polarity:	Horizontal	Test Voltage:	DC 7.2 V



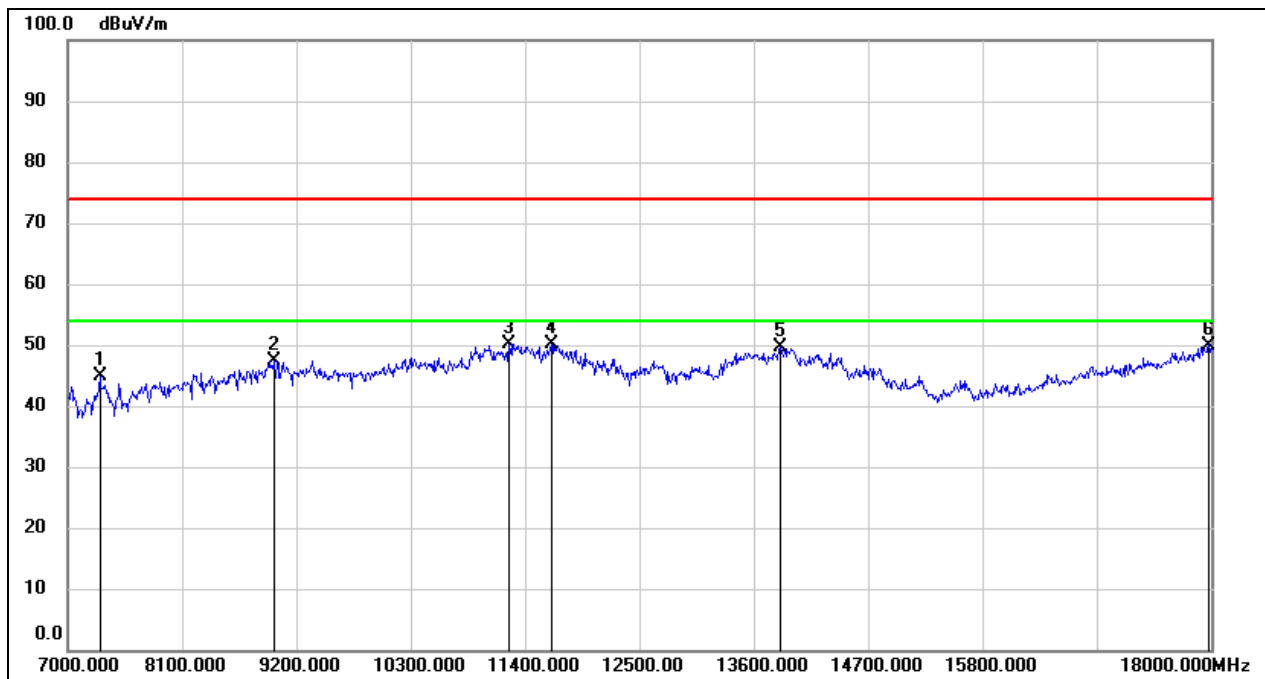
No.	Frequency (MHz)	Reading (dBuV)	Correct (dB/m)	Result (dBuV/m)	Limit (dBuV/m)	Margin (dB)	Remark
1	7330.000	36.20	7.91	44.11	74.00	-29.89	peak
2	8980.000	36.27	11.57	47.84	74.00	-26.16	peak
3	11070.000	35.26	15.04	50.30	74.00	-23.70	peak
4	11763.000	32.91	17.46	50.37	74.00	-23.63	peak
5	13974.000	26.60	22.53	49.13	74.00	-24.87	peak
6	17945.000	23.55	26.74	50.29	74.00	-23.71	peak

Test Mode:	SRD 60MHz	Frequency(MHz):	5196
Polarity:	Vertical	Test Voltage:	DC 7.2 V



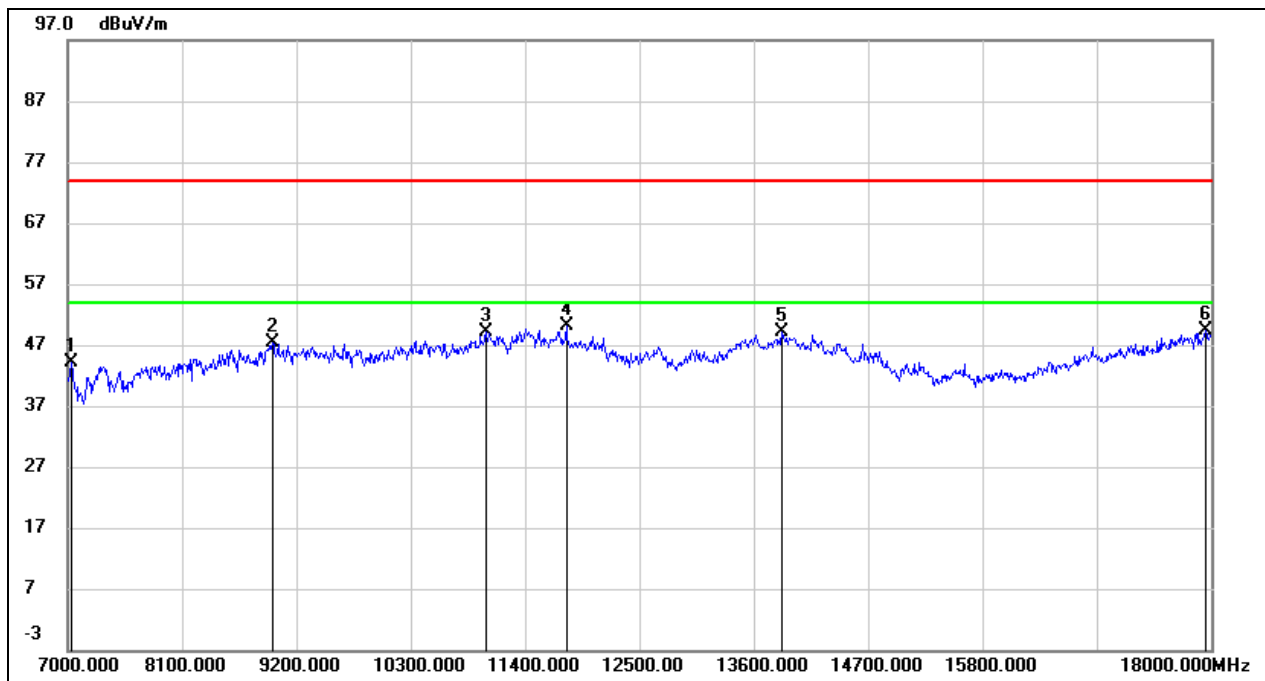
No.	Frequency (MHz)	Reading (dBuV)	Correct (dB/m)	Result (dBuV/m)	Limit (dBuV/m)	Margin (dB)	Remark
1	7341.000	36.09	8.00	44.09	74.00	-29.91	peak
2	9101.000	36.86	10.94	47.80	74.00	-26.20	peak
3	11015.000	34.77	14.93	49.70	74.00	-24.30	peak
4	11400.000	33.58	16.57	50.15	74.00	-23.85	peak
5	13919.000	27.62	22.49	50.11	74.00	-23.89	peak
6	17945.000	23.85	26.74	50.59	74.00	-23.41	peak

Test Mode:	SRD 60MHz	Frequency(MHz):	5200
Polarity:	Horizontal	Test Voltage:	DC 7.2 V



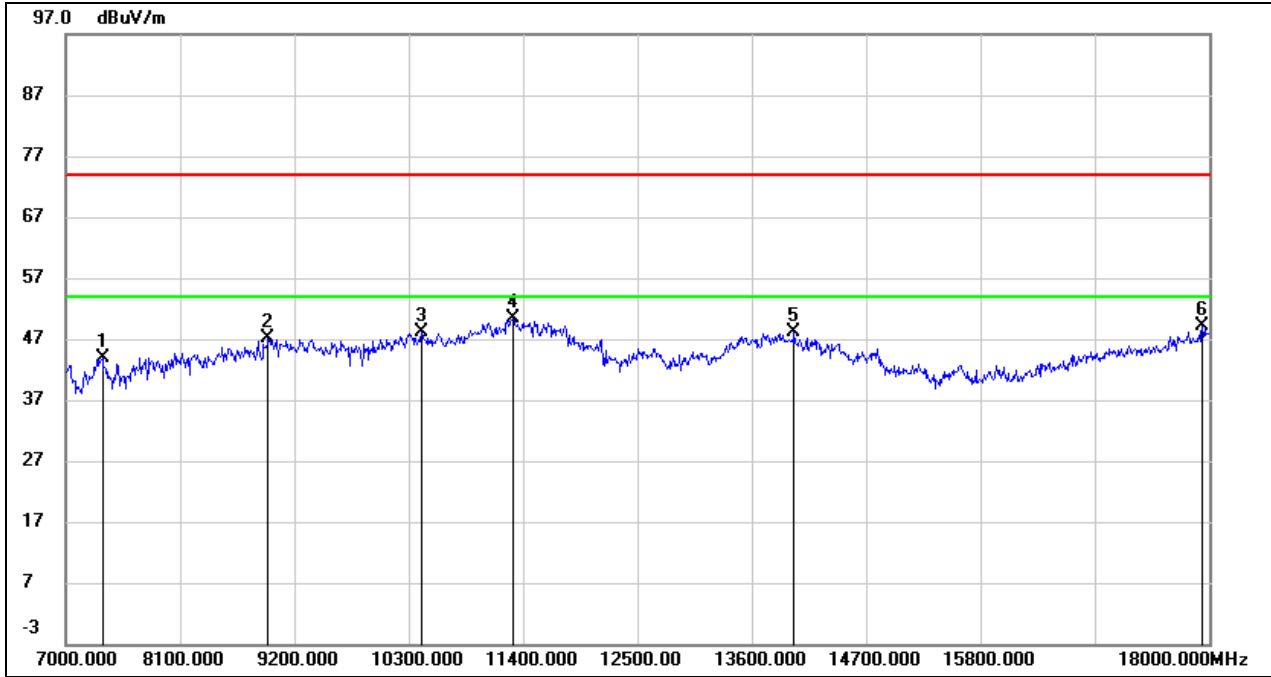
No.	Frequency (MHz)	Reading (dBuV)	Correct (dB/m)	Result (dBuV/m)	Limit (dBuV/m)	Margin (dB)	Remark
1	7308.000	37.25	7.73	44.98	74.00	-29.02	peak
2	8980.000	35.90	11.57	47.47	74.00	-26.53	peak
3	11246.000	34.58	15.62	50.20	74.00	-23.80	peak
4	11653.000	32.91	17.16	50.07	74.00	-23.93	peak
5	13853.000	27.11	22.46	49.57	74.00	-24.43	peak
6	17978.000	23.12	26.88	50.00	74.00	-24.00	peak

Test Mode:	SRD 60MHz	Frequency(MHz):	5200
Polarity:	Vertical	Test Voltage:	DC 7.2 V



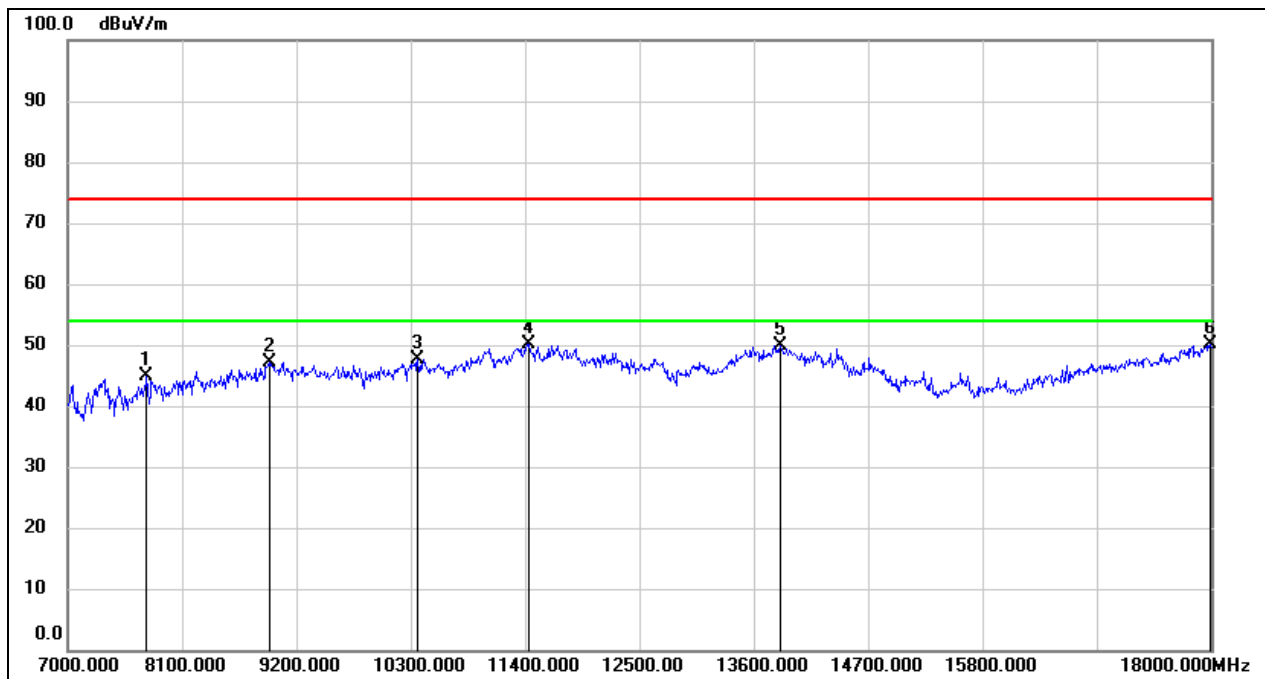
No.	Frequency (MHz)	Reading (dBuV)	Correct (dB/m)	Result (dBuV/m)	Limit (dBuV/m)	Margin (dB)	Remark
1	7033.000	36.46	7.58	44.04	74.00	-29.96	peak
2	8969.000	35.86	11.40	47.26	74.00	-26.74	peak
3	11026.000	34.14	14.95	49.09	74.00	-24.91	peak
4	11796.000	32.46	17.55	50.01	74.00	-23.99	peak
5	13864.000	26.62	22.45	49.07	74.00	-24.93	peak
6	17945.000	22.62	26.74	49.36	74.00	-24.64	peak

Test Mode:	SRD 60MHz	Frequency(MHz):	5220
Polarity:	Horizontal	Test Voltage:	DC 7.2 V



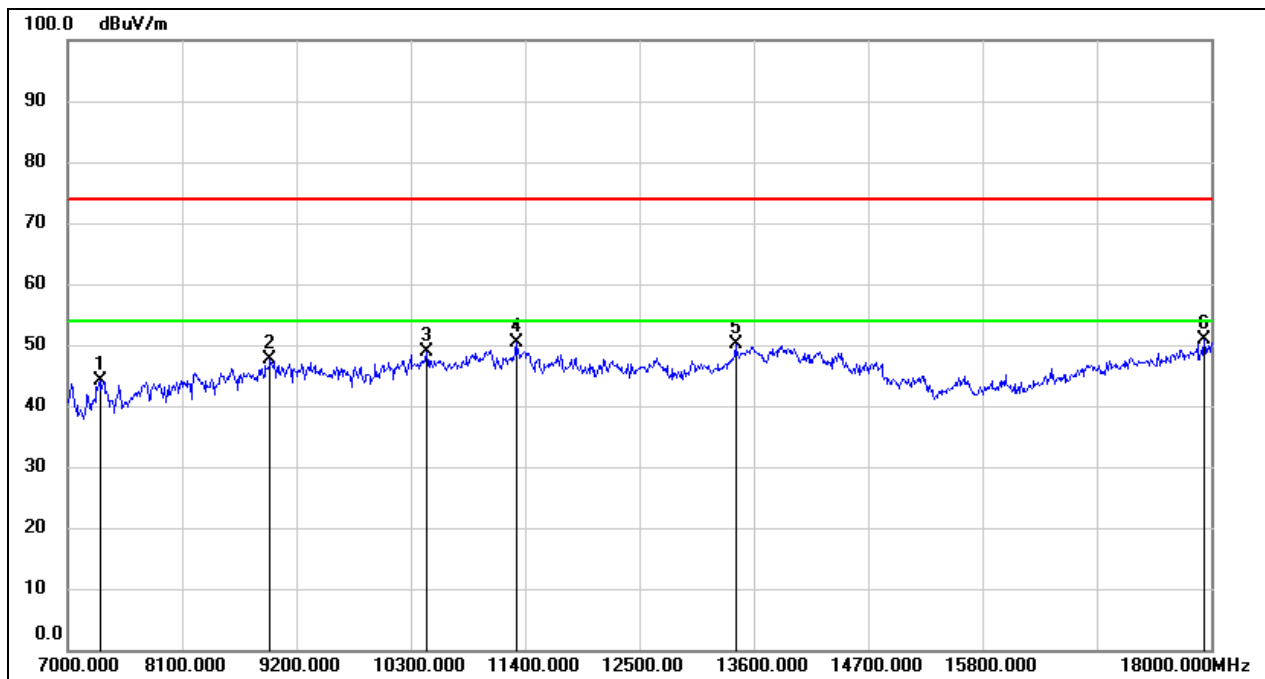
No.	Frequency (MHz)	Reading (dBuV)	Correct (dB/m)	Result (dBuV/m)	Limit (dBuV/m)	Margin (dB)	Remark
1	7352.000	35.75	8.07	43.82	74.00	-30.18	peak
2	8947.000	36.02	11.08	47.10	74.00	-26.90	peak
3	10421.000	34.88	13.29	48.17	74.00	-25.83	peak
4	11301.000	34.44	15.96	50.40	74.00	-23.60	peak
5	14007.000	25.58	22.53	48.11	74.00	-25.89	peak
6	17934.000	22.33	26.69	49.02	74.00	-24.98	peak

Test Mode:	SRD 60MHz	Frequency(MHz):	5220
Polarity:	Vertical	Test Voltage:	DC 7.2 V



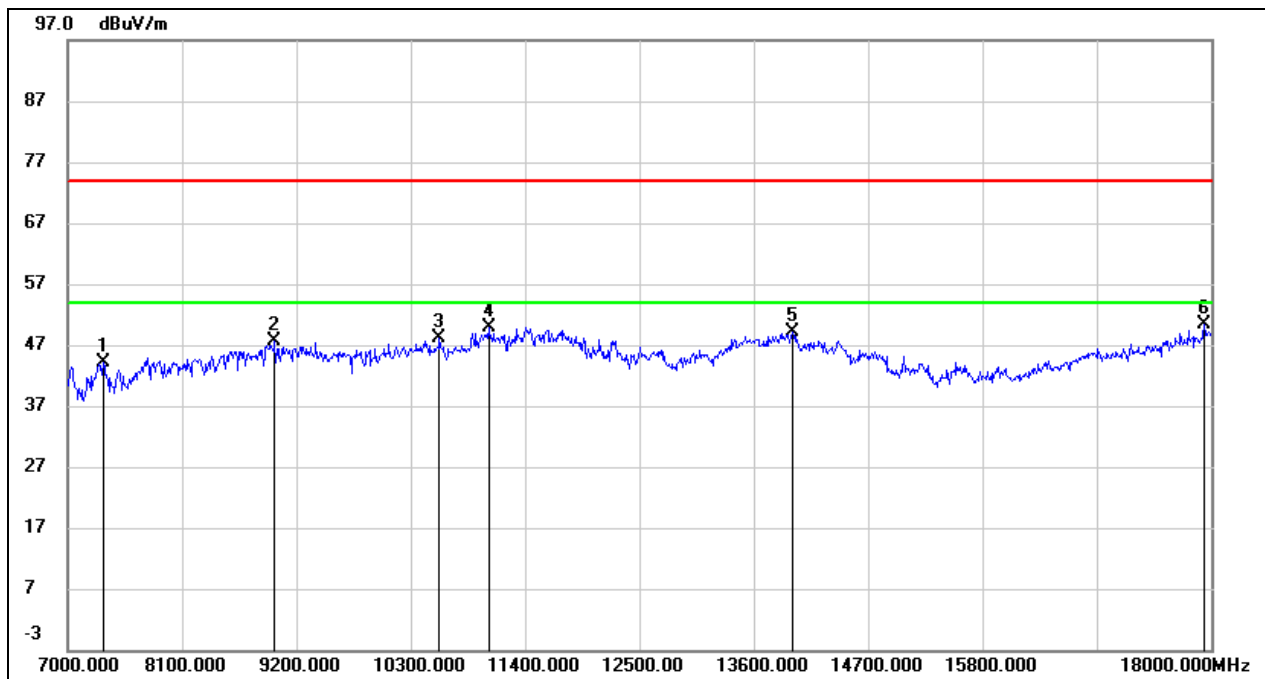
No.	Frequency (MHz)	Reading (dBuV)	Correct (dB/m)	Result (dBuV/m)	Limit (dBuV/m)	Margin (dB)	Remark
1	7759.000	38.06	6.80	44.86	74.00	-29.14	peak
2	8936.000	36.25	10.91	47.16	74.00	-26.84	peak
3	10366.000	34.55	13.08	47.63	74.00	-26.37	peak
4	11433.000	33.35	16.68	50.03	74.00	-23.97	peak
5	13853.000	27.45	22.46	49.91	74.00	-24.09	peak
6	17989.000	23.14	26.92	50.06	74.00	-23.94	peak

Test Mode:	SRD 80MHz	Frequency(MHz):	5203
Polarity:	Horizontal	Test Voltage:	DC 7.2 V



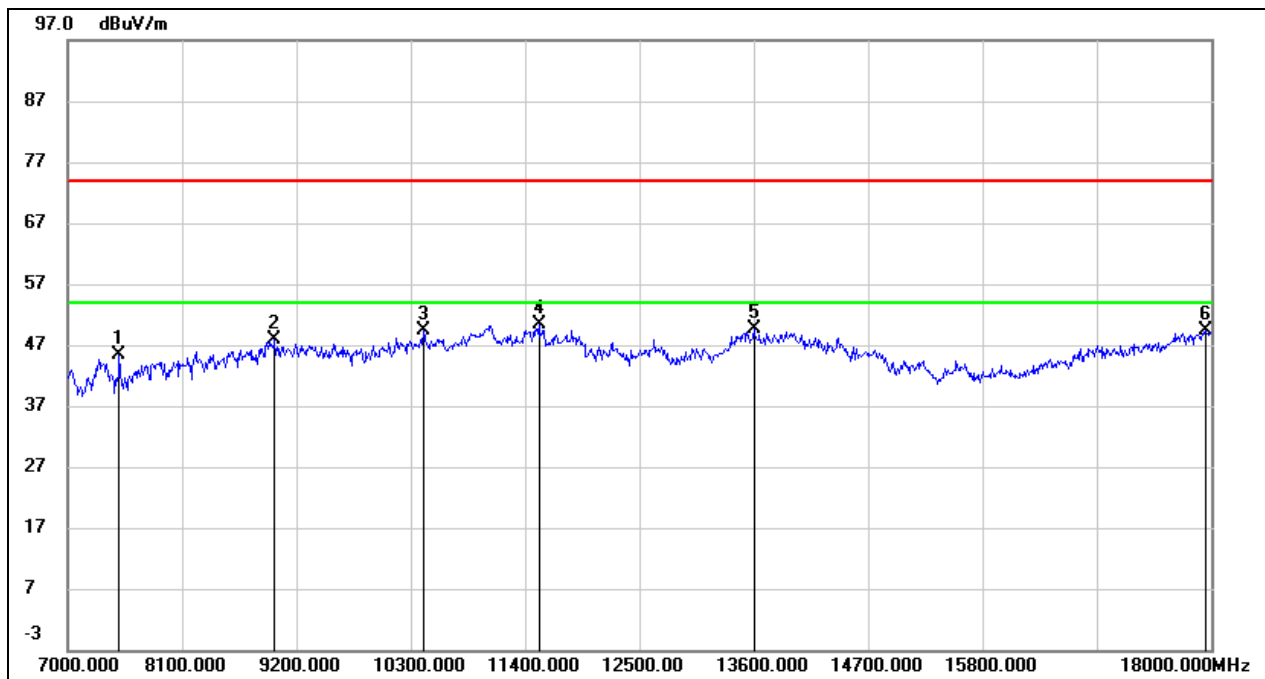
No.	Frequency (MHz)	Reading (dBuV)	Correct (dB/m)	Result (dBuV/m)	Limit (dBuV/m)	Margin (dB)	Remark
1	7308.000	36.48	7.73	44.21	74.00	-29.79	peak
2	8947.000	36.47	11.08	47.55	74.00	-26.45	peak
3	10454.000	35.53	13.38	48.91	74.00	-25.09	peak
4	11312.000	34.28	16.03	50.31	74.00	-23.69	peak
5	13424.000	28.85	21.19	50.04	74.00	-23.96	peak
6	17934.000	24.22	26.69	50.91	74.00	-23.09	peak

Test Mode:	SRD 80MHz	Frequency(MHz):	5203
Polarity:	Vertical	Test Voltage:	DC 7.2 V



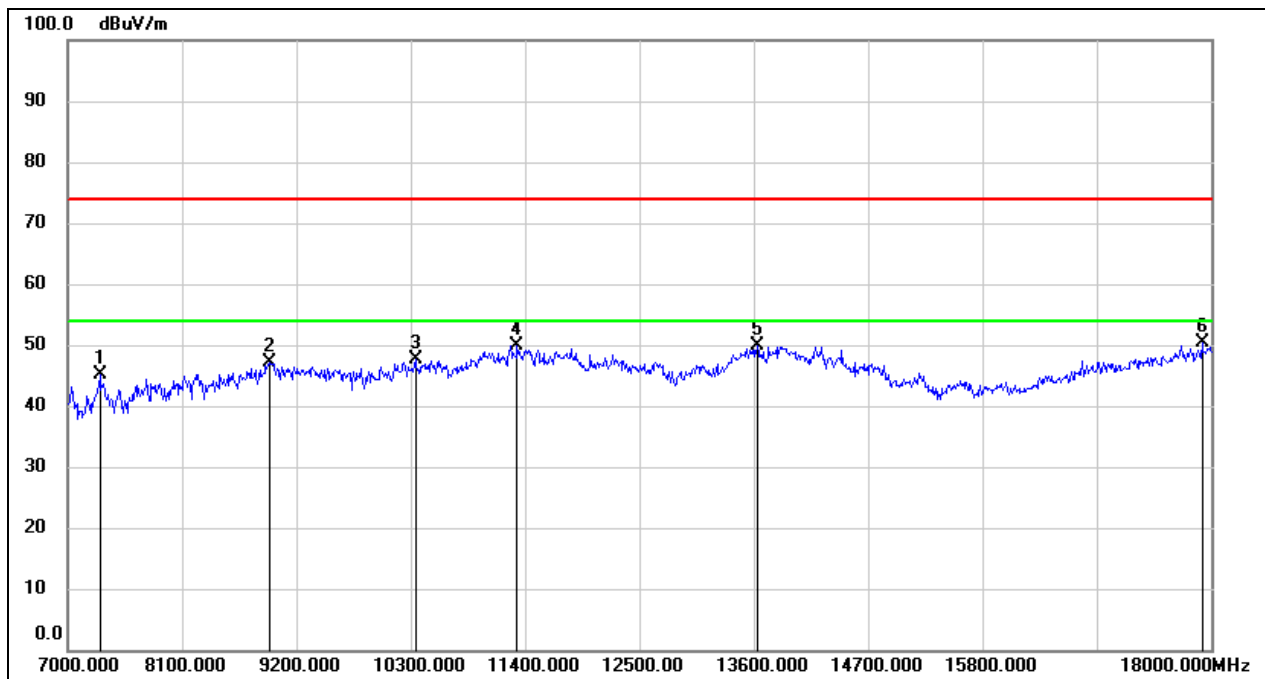
No.	Frequency (MHz)	Reading (dBuV)	Correct (dB/m)	Result (dBuV/m)	Limit (dBuV/m)	Margin (dB)	Remark
1	7341.000	36.03	8.00	44.03	74.00	-29.97	peak
2	8991.000	35.78	11.73	47.51	74.00	-26.49	peak
3	10575.000	34.46	13.70	48.16	74.00	-25.84	peak
4	11048.000	34.97	14.99	49.96	74.00	-24.04	peak
5	13974.000	26.64	22.53	49.17	74.00	-24.83	peak
6	17934.000	23.67	26.69	50.36	74.00	-23.64	peak

Test Mode:	SRD 80MHz	Frequency(MHz):	5206
Polarity:	Horizontal	Test Voltage:	DC 7.2 V



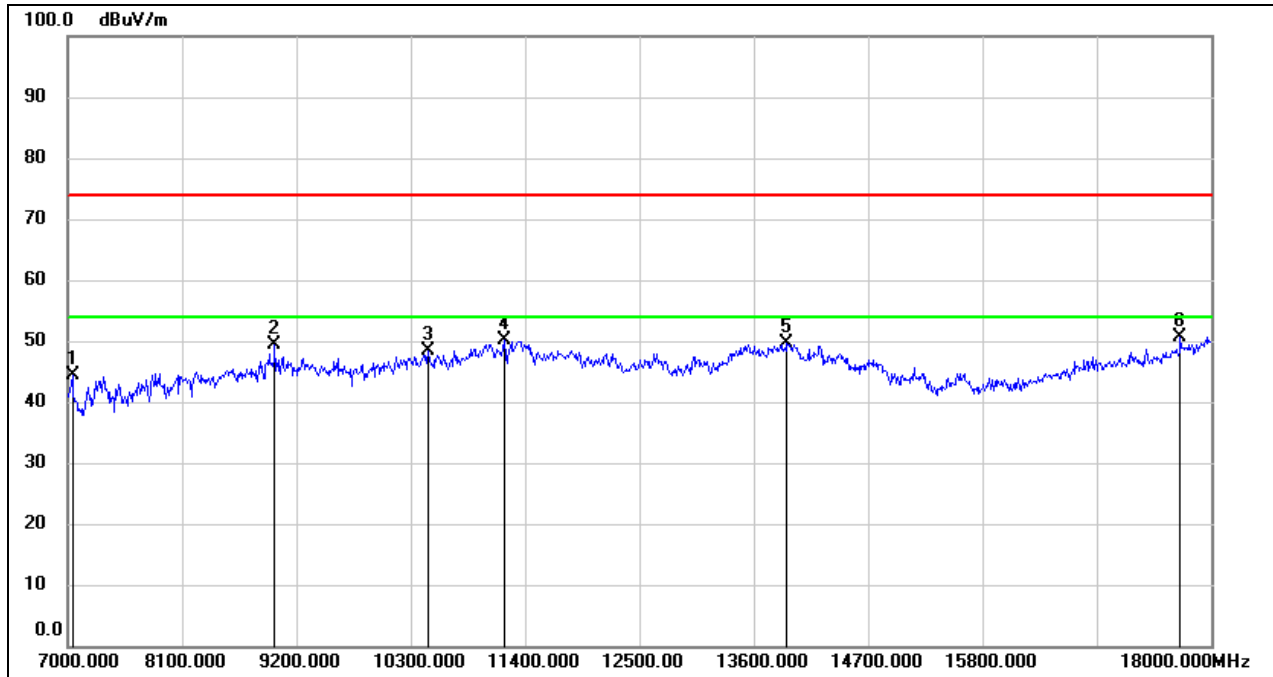
No.	Frequency (MHz)	Reading (dBuV)	Correct (dB/m)	Result (dBuV/m)	Limit (dBuV/m)	Margin (dB)	Remark
1	7495.000	37.68	7.61	45.29	74.00	-28.71	peak
2	8991.000	36.20	11.73	47.93	74.00	-26.07	peak
3	10421.000	36.10	13.29	49.39	74.00	-24.61	peak
4	11532.000	33.33	16.93	50.26	74.00	-23.74	peak
5	13600.000	28.18	21.42	49.60	74.00	-24.40	peak
6	17945.000	22.61	26.74	49.35	74.00	-24.65	peak

Test Mode:	SRD 80MHz	Frequency(MHz):	5206
Polarity:	Vertical	Test Voltage:	DC 7.2 V



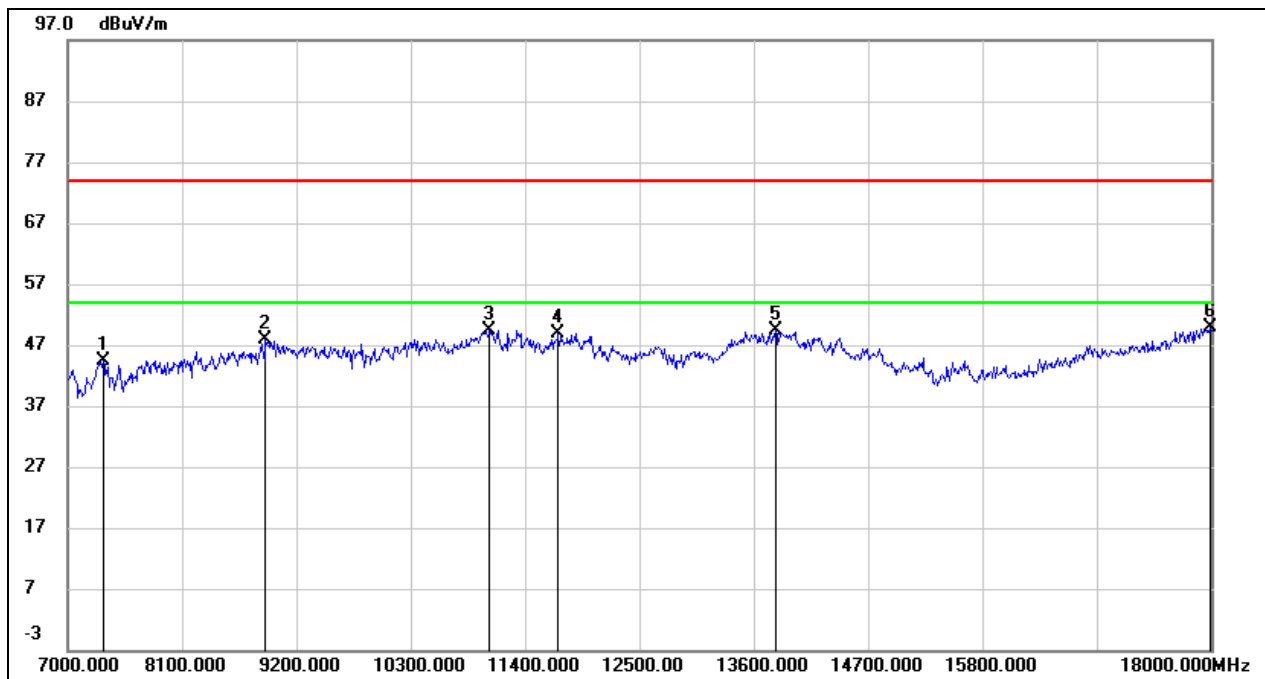
No.	Frequency (MHz)	Reading (dBuV)	Correct (dB/m)	Result (dBuV/m)	Limit (dBuV/m)	Margin (dB)	Remark
1	7308.000	37.43	7.73	45.16	74.00	-28.84	peak
2	8936.000	36.11	10.91	47.02	74.00	-26.98	peak
3	10344.000	34.66	12.98	47.64	74.00	-26.36	peak
4	11323.000	33.68	16.10	49.78	74.00	-24.22	peak
5	13633.000	28.39	21.59	49.98	74.00	-24.02	peak
6	17912.000	23.68	26.60	50.28	74.00	-23.72	peak

Test Mode:	SRD 80MHz	Frequency(MHz):	5210
Polarity:	Horizontal	Test Voltage:	DC 7.2 V



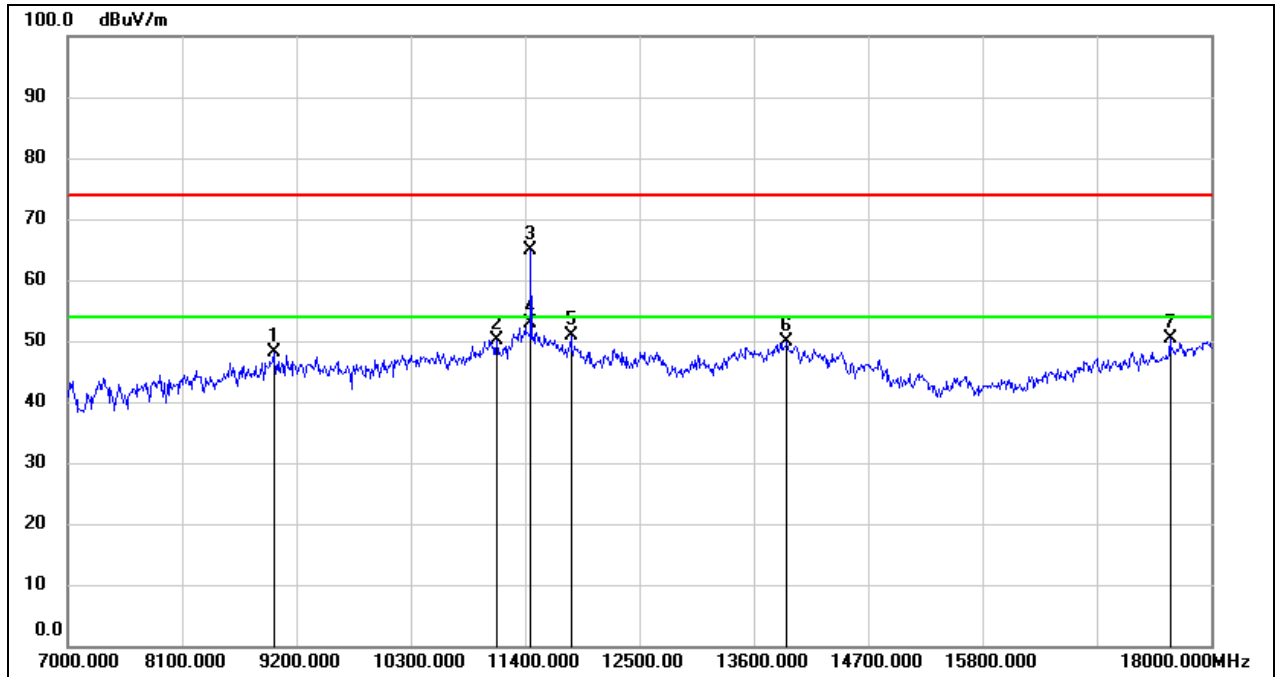
No.	Frequency (MHz)	Reading (dBuV)	Correct (dB/m)	Result (dBuV/m)	Limit (dBuV/m)	Margin (dB)	Remark
1	7044.000	36.85	7.53	44.38	74.00	-29.62	peak
2	8991.000	37.59	11.73	49.32	74.00	-24.68	peak
3	10465.000	35.07	13.41	48.48	74.00	-25.52	peak
4	11202.000	34.89	15.35	50.24	74.00	-23.76	peak
5	13919.000	27.15	22.49	49.64	74.00	-24.36	peak
6	17703.000	25.56	25.01	50.57	74.00	-23.43	peak

Test Mode:	SRD 80MHz	Frequency(MHz):	5210
Polarity:	Vertical	Test Voltage:	DC 7.2 V



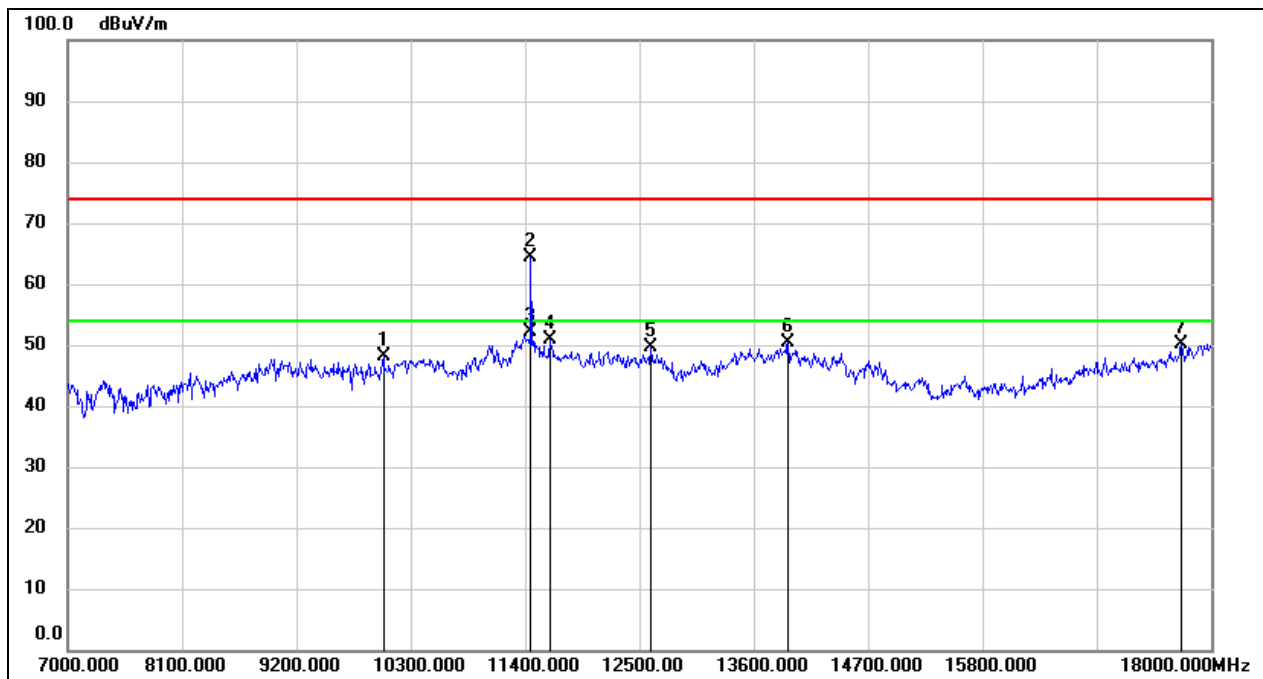
No.	Frequency (MHz)	Reading (dBuV)	Correct (dB/m)	Result (dBuV/m)	Limit (dBuV/m)	Margin (dB)	Remark
1	7341.000	36.39	8.00	44.39	74.00	-29.61	peak
2	8903.000	37.36	10.41	47.77	74.00	-26.23	peak
3	11059.000	34.39	15.02	49.41	74.00	-24.59	peak
4	11719.000	31.55	17.34	48.89	74.00	-25.11	peak
5	13809.000	26.85	22.43	49.28	74.00	-24.72	peak
6	17989.000	22.95	26.92	49.87	74.00	-24.13	peak

Test Mode:	SRD 1.4MHz	Frequency(MHz):	5728.5
Polarity:	Horizontal	Test Voltage:	DC 7.2 V



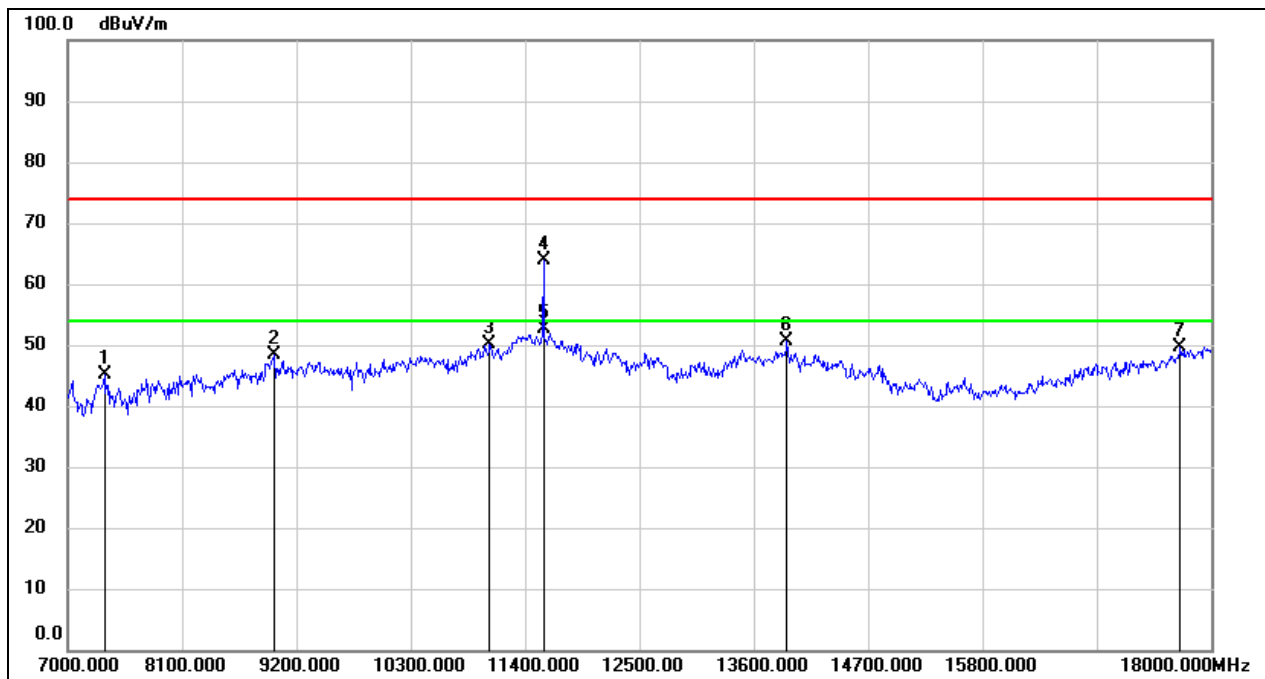
No.	Frequency (MHz)	Reading (dBuV)	Correct (dB/m)	Result (dBuV/m)	Limit (dBuV/m)	Margin (dB)	Remark
1	8980.000	36.61	11.57	48.18	74.00	-25.82	peak
2	11125.000	34.90	15.16	50.06	74.00	-23.94	peak
3	11455.000	48.03	16.74	64.77	74.00	-9.23	peak
4	11455.000	36.16	16.74	52.90	54.00	-1.10	AVG
5	11840.000	33.05	17.76	50.81	74.00	-23.19	peak
6	13919.000	27.30	22.49	49.79	74.00	-24.21	peak
7	17604.000	26.40	23.87	50.27	74.00	-23.73	peak

Test Mode:	SRD 1.4MHz	Frequency(MHz):	5728.5
Polarity:	Vertical	Test Voltage:	DC 7.2 V



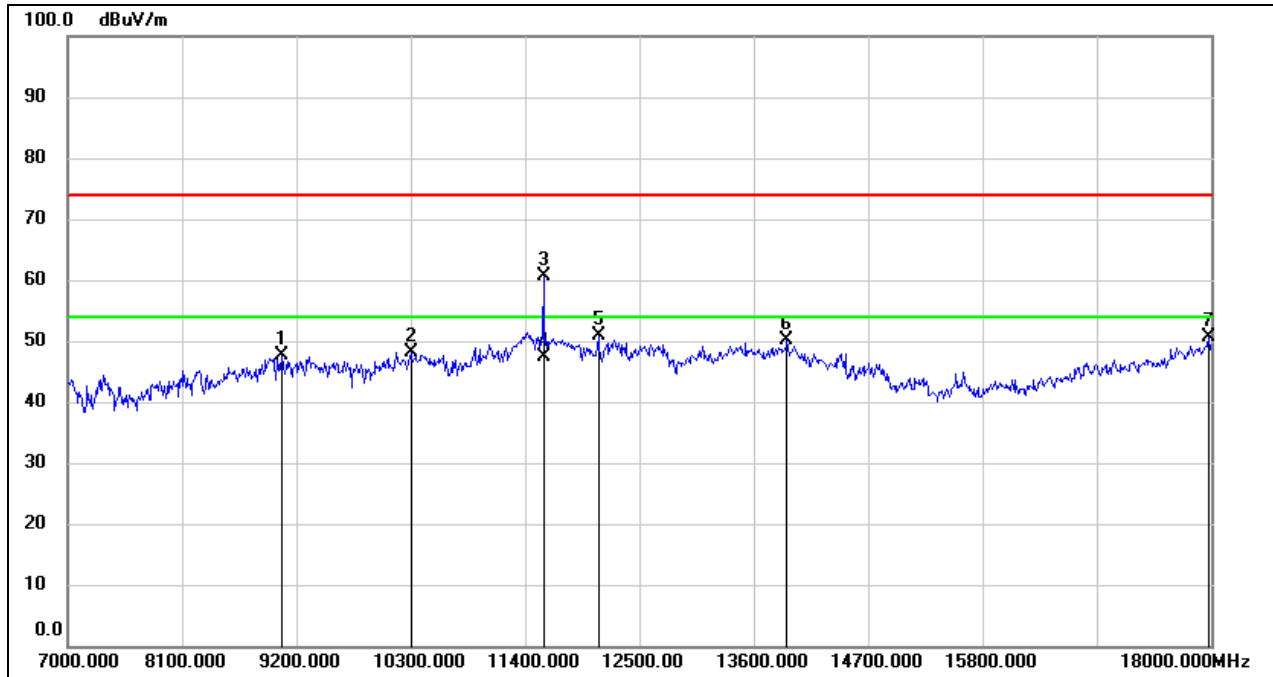
No.	Frequency (MHz)	Reading (dBuV)	Correct (dB/m)	Result (dBuV/m)	Limit (dBuV/m)	Margin (dB)	Remark
1	10036.000	35.88	12.20	48.08	74.00	-25.92	peak
2	11455.000	47.52	16.74	64.26	74.00	-9.74	peak
3	11455.000	35.46	16.74	52.20	54.00	-1.80	AVG
4	11642.000	33.65	17.13	50.78	74.00	-23.22	peak
5	12610.000	31.24	18.34	49.58	74.00	-24.42	peak
6	13930.000	27.77	22.50	50.27	74.00	-23.73	peak
7	17714.000	25.02	25.14	50.16	74.00	-23.84	peak

Test Mode:	SRD 1.4MHz	Frequency(MHz):	5786.5
Polarity:	Horizontal	Test Voltage:	DC 7.2 V



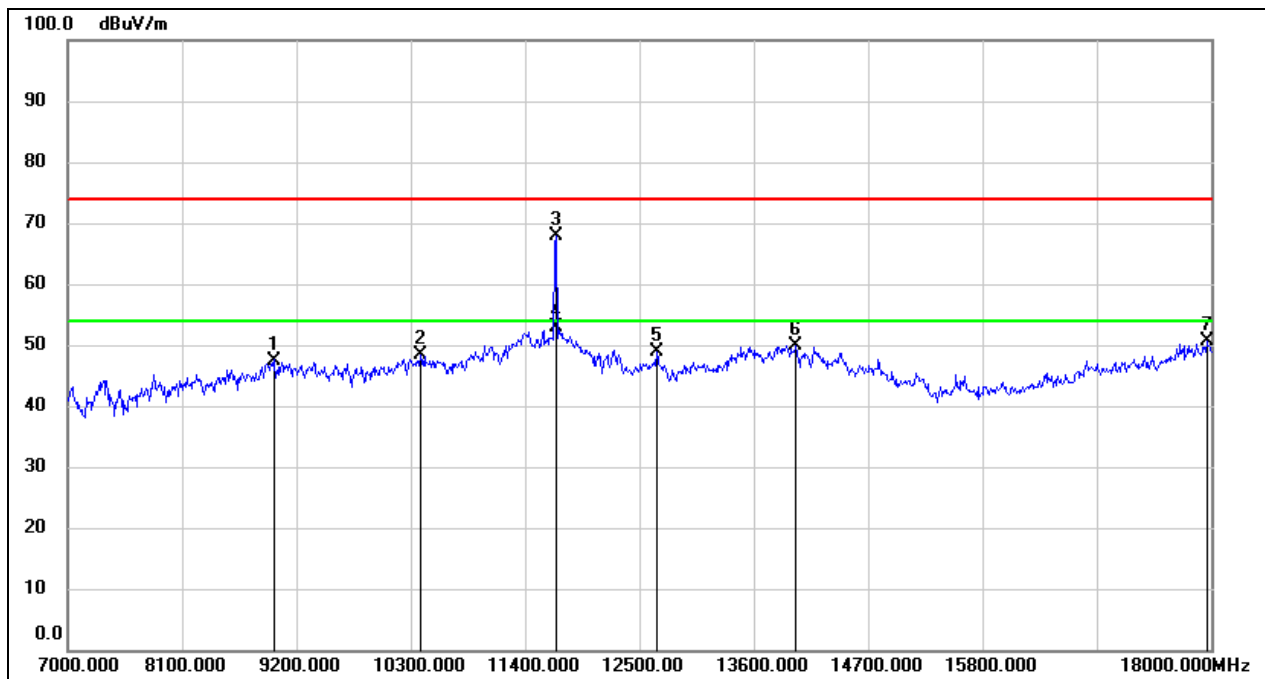
No.	Frequency (MHz)	Reading (dBuV)	Correct (dB/m)	Result (dBuV/m)	Limit (dBuV/m)	Margin (dB)	Remark
1	7352.000	37.18	8.07	45.25	74.00	-28.75	peak
2	8980.000	36.79	11.57	48.36	74.00	-25.64	peak
3	11059.000	35.06	15.02	50.08	74.00	-23.92	peak
4	11576.000	46.84	16.99	63.83	74.00	-10.17	peak
5	11576.000	35.71	16.99	52.70	54.00	-1.30	AVG
6	13919.000	28.14	22.49	50.63	74.00	-23.37	peak
7	17703.000	24.55	25.01	49.56	74.00	-24.44	peak

Test Mode:	SRD 1.4MHz	Frequency(MHz):	5786.5
Polarity:	Vertical	Test Voltage:	DC 7.2 V



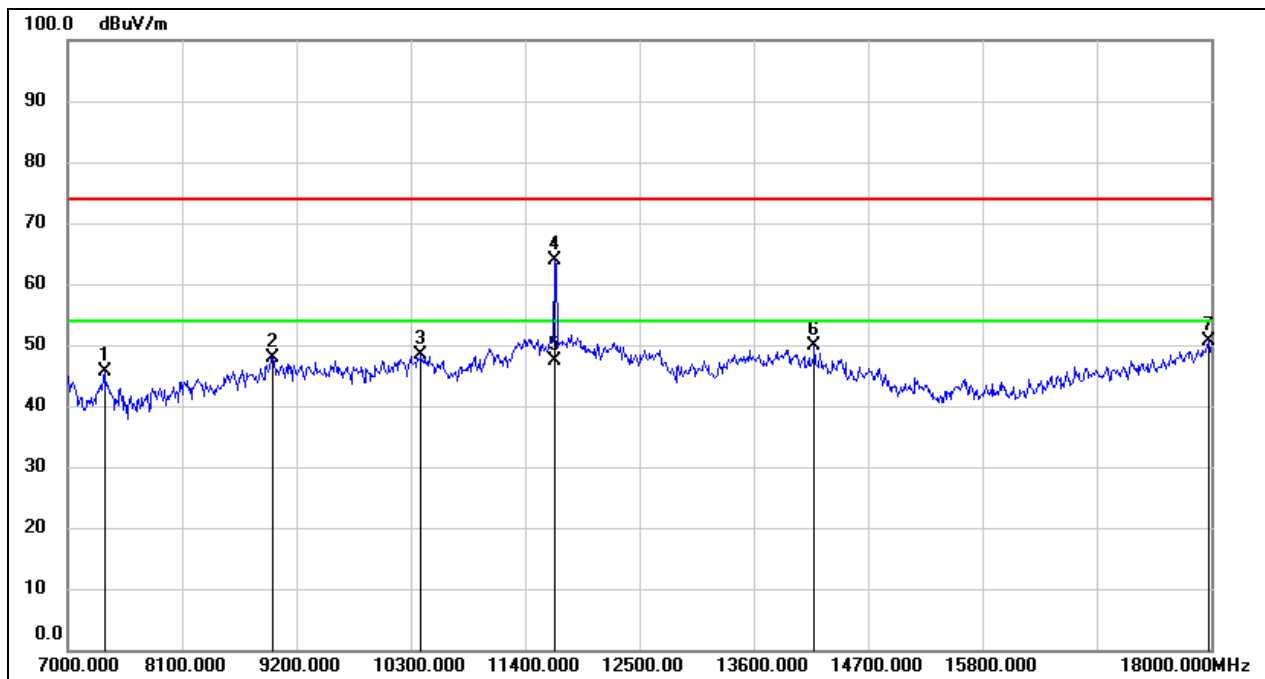
No.	Frequency (MHz)	Reading (dBuV)	Correct (dB/m)	Result (dBuV/m)	Limit (dBuV/m)	Margin (dB)	Remark
1	9057.000	36.23	11.35	47.58	74.00	-26.42	peak
2	10300.000	35.38	12.78	48.16	74.00	-25.84	peak
3	11576.000	43.56	16.99	60.55	74.00	-13.45	peak
4	11576.000	30.51	16.99	47.50	54.00	-6.50	AVG
5	12104.000	32.39	18.59	50.98	74.00	-23.02	peak
6	13919.000	27.69	22.49	50.18	74.00	-23.82	peak
7	17978.000	23.65	26.88	50.53	74.00	-23.47	peak

Test Mode:	SRD 1.4MHz	Frequency(MHz):	5846.12
Polarity:	Horizontal	Test Voltage:	DC 7.2 V



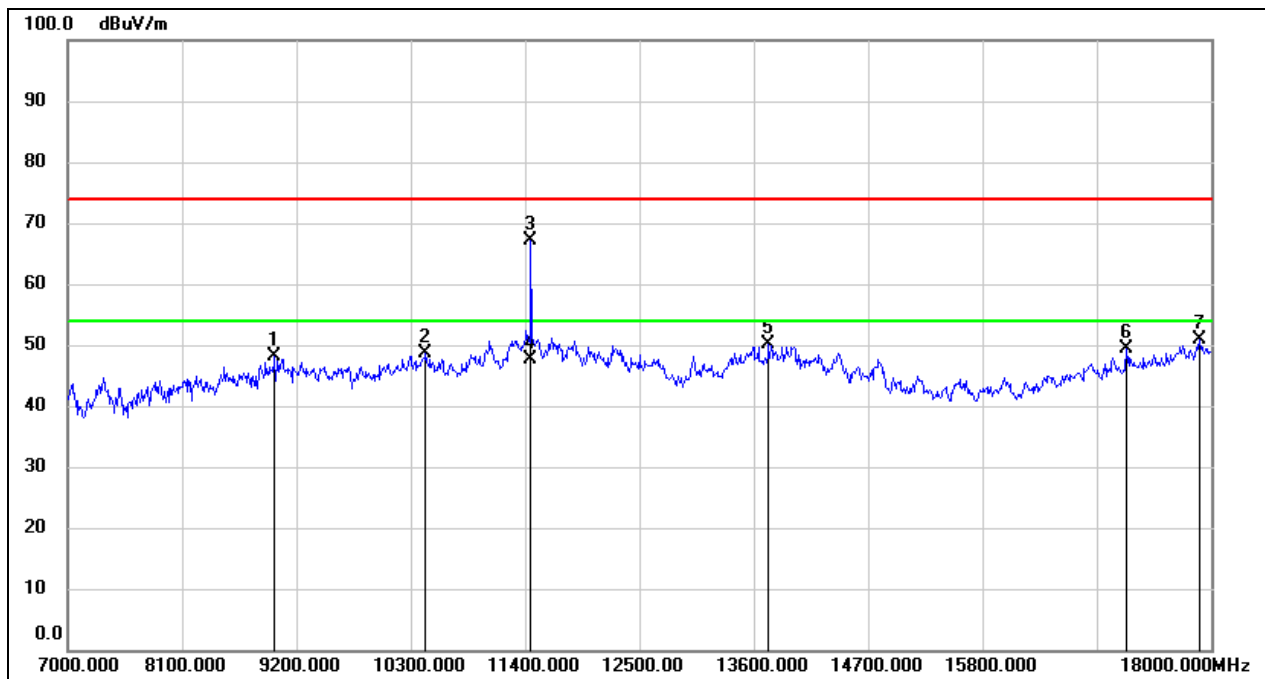
No.	Frequency (MHz)	Reading (dBuV)	Correct (dB/m)	Result (dBuV/m)	Limit (dBuV/m)	Margin (dB)	Remark
1	8980.000	35.93	11.57	47.50	74.00	-26.50	peak
2	10399.000	35.25	13.23	48.48	74.00	-25.52	peak
3	11697.000	50.52	17.29	67.81	74.00	-6.19	peak
4	11697.000	35.51	17.29	52.80	54.00	-1.20	AVG
5	12665.000	30.32	18.48	48.80	74.00	-25.20	peak
6	14007.000	27.42	22.53	49.95	74.00	-24.05	peak
7	17956.000	23.87	26.78	50.65	74.00	-23.35	peak

Test Mode:	SRD 1.4MHz	Frequency(MHz):	5846.12
Polarity:	Vertical	Test Voltage:	DC 7.2 V



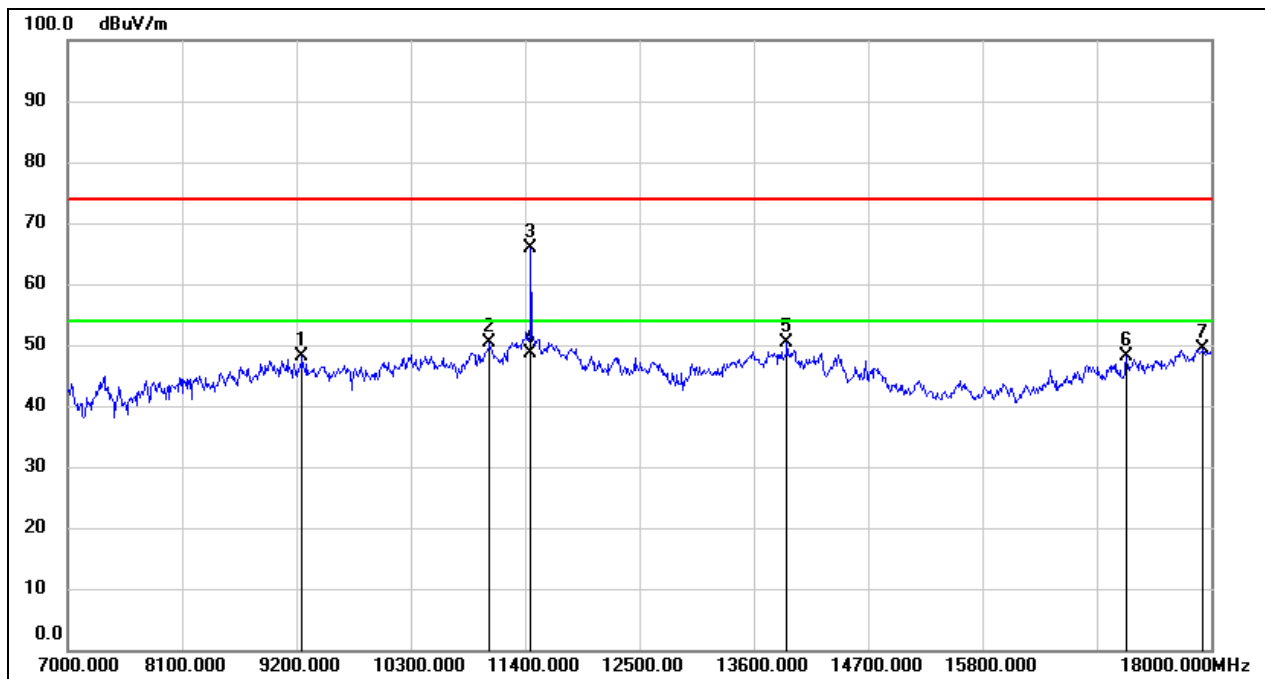
No.	Frequency (MHz)	Reading (dBuV)	Correct (dB/m)	Result (dBuV/m)	Limit (dBuV/m)	Margin (dB)	Remark
1	7352.000	37.54	8.07	45.61	74.00	-28.39	peak
2	8969.000	36.56	11.40	47.96	74.00	-26.04	peak
3	10399.000	35.14	13.23	48.37	74.00	-25.63	peak
4	11686.000	46.59	17.25	63.84	74.00	-10.16	peak
5	11686.000	30.25	17.25	47.50	54.00	-6.50	AVG
6	14183.000	27.97	21.99	49.96	74.00	-24.04	peak
7	17978.000	23.65	26.88	50.53	74.00	-23.47	peak

Test Mode:	SRD 3MHz	Frequency(MHz):	5727.5
Polarity:	Horizontal	Test Voltage:	DC 7.2 V



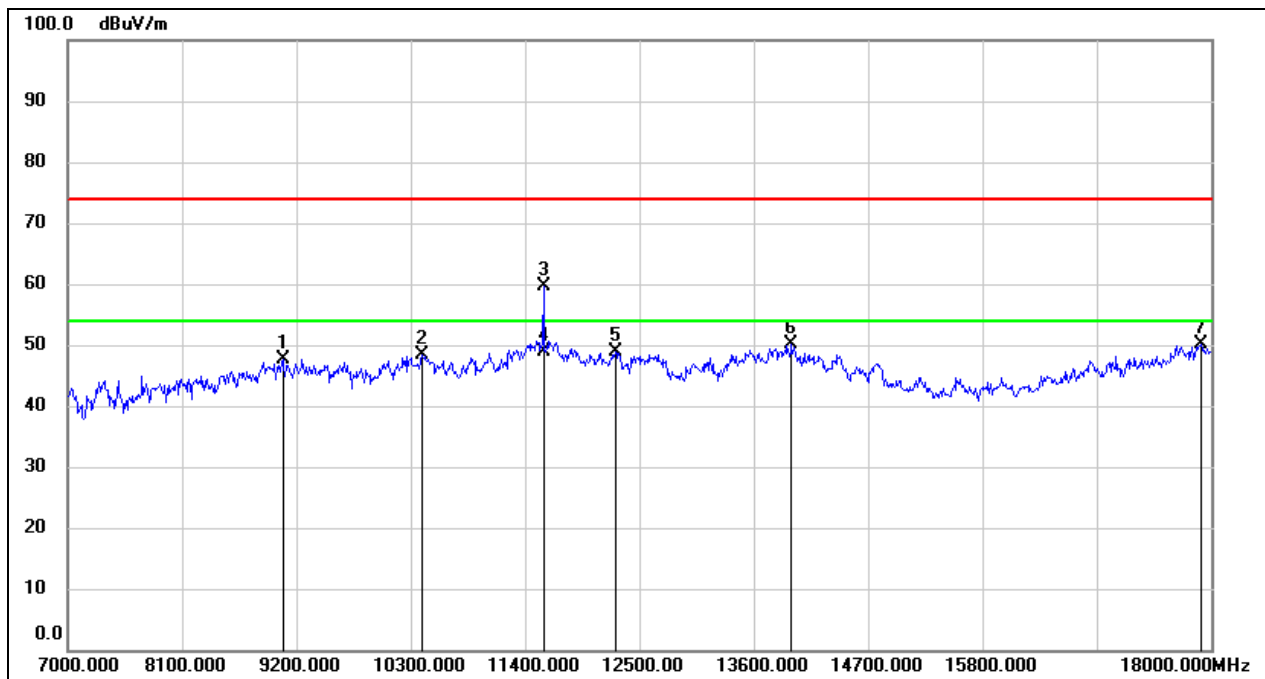
No.	Frequency (MHz)	Reading (dBuV)	Correct (dB/m)	Result (dBuV/m)	Limit (dBuV/m)	Margin (dB)	Remark
1	8991.000	36.49	11.73	48.22	74.00	-25.78	peak
2	10443.000	35.35	13.35	48.70	74.00	-25.30	peak
3	11455.000	50.42	16.74	67.16	74.00	-6.84	peak
4	11455.000	30.96	16.74	47.70	54.00	-6.30	AVG
5	13743.000	27.93	22.13	50.06	74.00	-23.94	peak
6	17186.000	26.86	22.62	49.48	74.00	-24.52	peak
7	17890.000	24.29	26.50	50.79	74.00	-23.21	peak

Test Mode:	SRD 3MHz	Frequency(MHz):	5727.5
Polarity:	Vertical	Test Voltage:	DC 7.2 V



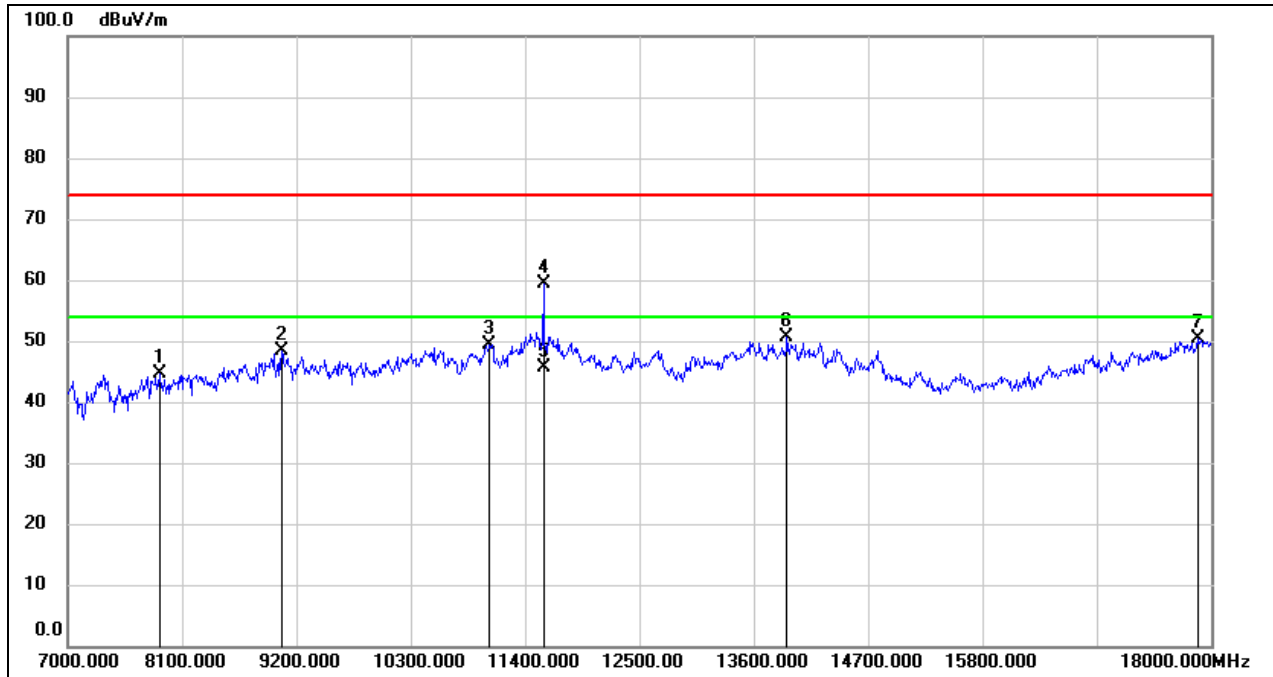
No.	Frequency (MHz)	Reading (dBuV)	Correct (dB/m)	Result (dBuV/m)	Limit (dBuV/m)	Margin (dB)	Remark
1	9255.000	37.80	10.22	48.02	74.00	-25.98	peak
2	11059.000	35.38	15.02	50.40	74.00	-23.60	peak
3	11455.000	49.11	16.74	65.85	74.00	-8.15	peak
4	11455.000	31.96	16.74	48.70	54.00	-5.30	AVG
5	13919.000	27.95	22.49	50.44	74.00	-23.56	peak
6	17186.000	25.58	22.62	48.20	74.00	-25.80	peak
7	17923.000	22.68	26.64	49.32	74.00	-24.68	peak

Test Mode:	SRD 3MHz	Frequency(MHz):	5787.5
Polarity:	Horizontal	Test Voltage:	DC 7.2 V



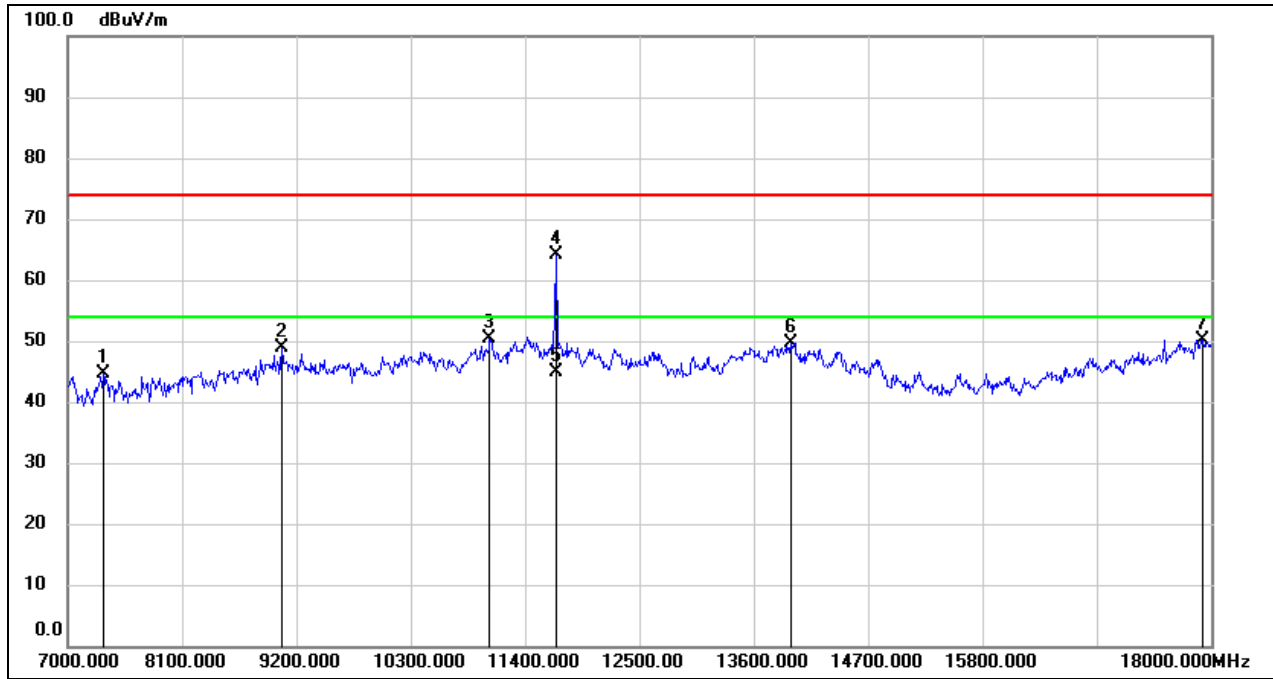
No.	Frequency (MHz)	Reading (dBuV)	Correct (dB/m)	Result (dBuV/m)	Limit (dBuV/m)	Margin (dB)	Remark
1	9068.000	36.50	11.25	47.75	74.00	-26.25	peak
2	10410.000	35.11	13.25	48.36	74.00	-25.64	peak
3	11576.000	42.71	16.99	59.70	74.00	-14.30	peak
4	11576.000	32.01	16.99	49.00	54.00	-5.00	AVG
5	12269.000	30.10	18.72	48.82	74.00	-25.18	peak
6	13963.000	27.55	22.51	50.06	74.00	-23.94	peak
7	17901.000	23.47	26.55	50.02	74.00	-23.98	peak

Test Mode:	SRD 3MHz	Frequency(MHz):	5787.5
Polarity:	Vertical	Test Voltage:	DC 7.2 V



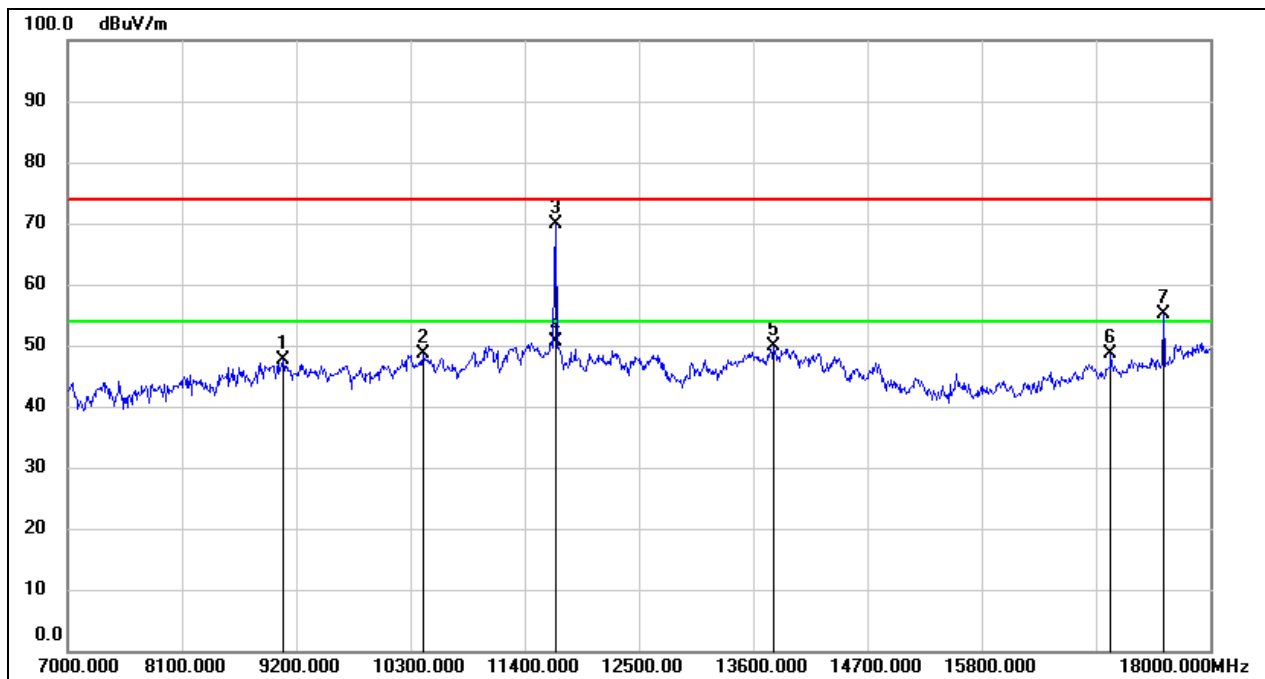
No.	Frequency (MHz)	Reading (dBuV)	Correct (dB/m)	Result (dBuV/m)	Limit (dBuV/m)	Margin (dB)	Remark
1	7880.000	37.81	6.86	44.67	74.00	-29.33	peak
2	9057.000	37.08	11.35	48.43	74.00	-25.57	peak
3	11059.000	34.37	15.02	49.39	74.00	-24.61	peak
4	11576.000	42.39	16.99	59.38	74.00	-14.62	peak
5	11576.000	28.71	16.99	45.70	54.00	-8.30	AVG
6	13919.000	28.05	22.49	50.54	74.00	-23.46	peak
7	17868.000	23.85	26.41	50.26	74.00	-23.74	peak

Test Mode:	SRD 3MHz	Frequency(MHz):	5847.2
Polarity:	Horizontal	Test Voltage:	DC 7.2 V



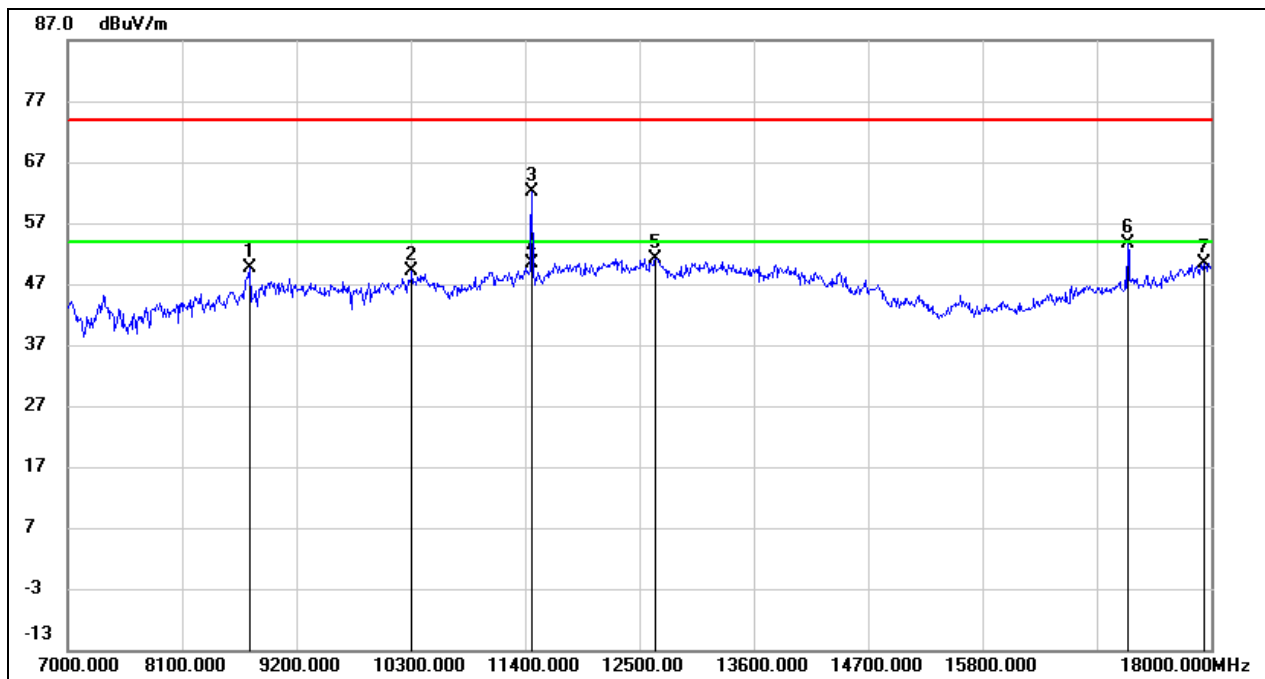
No.	Frequency (MHz)	Reading (dBuV)	Correct (dB/m)	Result (dBuV/m)	Limit (dBuV/m)	Margin (dB)	Remark
1	7341.000	36.53	8.00	44.53	74.00	-29.47	peak
2	9057.000	37.41	11.35	48.76	74.00	-25.24	peak
3	11059.000	35.29	15.02	50.31	74.00	-23.69	peak
4	11697.000	46.80	17.29	64.09	74.00	-9.91	peak
5	11697.000	27.61	17.29	44.90	54.00	-9.10	AVG
6	13952.000	27.21	22.51	49.72	74.00	-24.28	peak
7	17912.000	23.57	26.60	50.17	74.00	-23.83	peak

Test Mode:	SRD 3MHz	Frequency(MHz):	5847.2
Polarity:	Vertical	Test Voltage:	DC 7.2 V



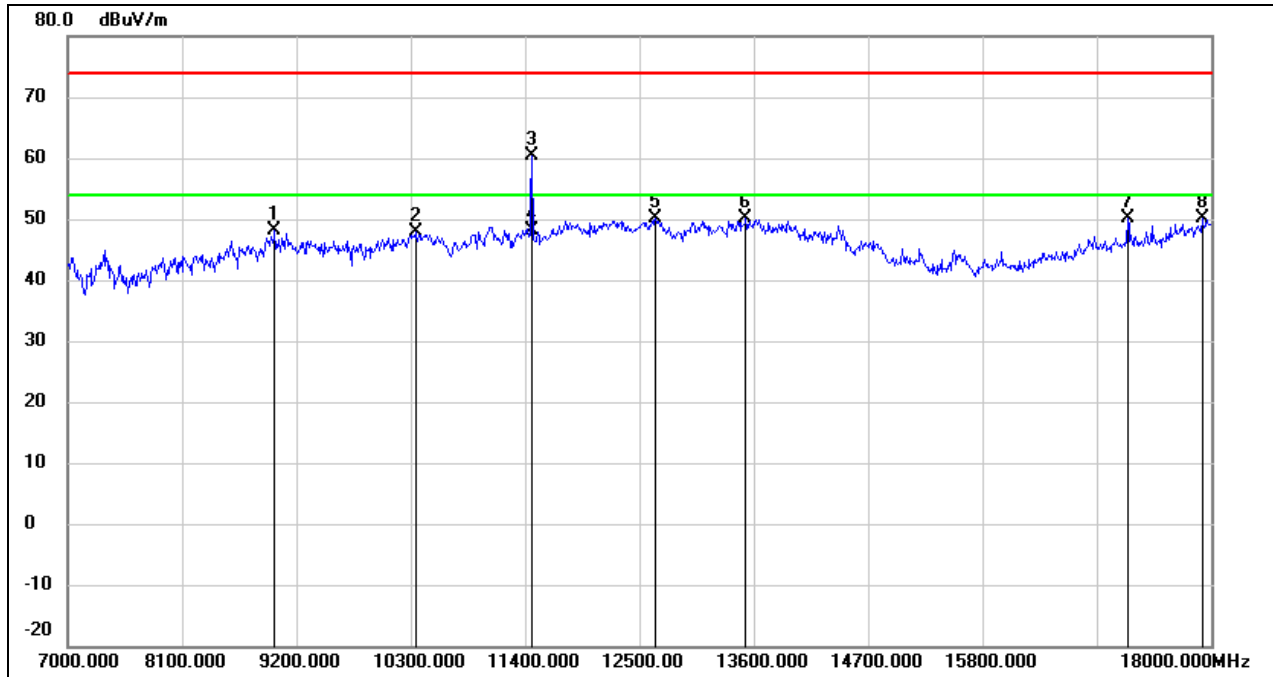
No.	Frequency (MHz)	Reading (dBuV)	Correct (dB/m)	Result (dBuV/m)	Limit (dBuV/m)	Margin (dB)	Remark
1	9079.000	36.46	11.15	47.61	74.00	-26.39	peak
2	10421.000	35.24	13.29	48.53	74.00	-25.47	peak
3	11697.000	52.49	17.29	69.78	74.00	-4.22	peak
4	11697.000	33.31	17.29	50.60	54.00	-3.40	AVG
5	13798.000	27.55	22.41	49.96	74.00	-24.04	peak
6	17043.000	26.82	21.87	48.69	74.00	-25.31	peak
7*	17549.000	31.51	23.64	55.15	68.20	-13.05	peak

Test Mode:	SRD 5MHz	Frequency(MHz):	5732.5
Polarity:	Horizontal	Test Voltage:	DC 7.2 V



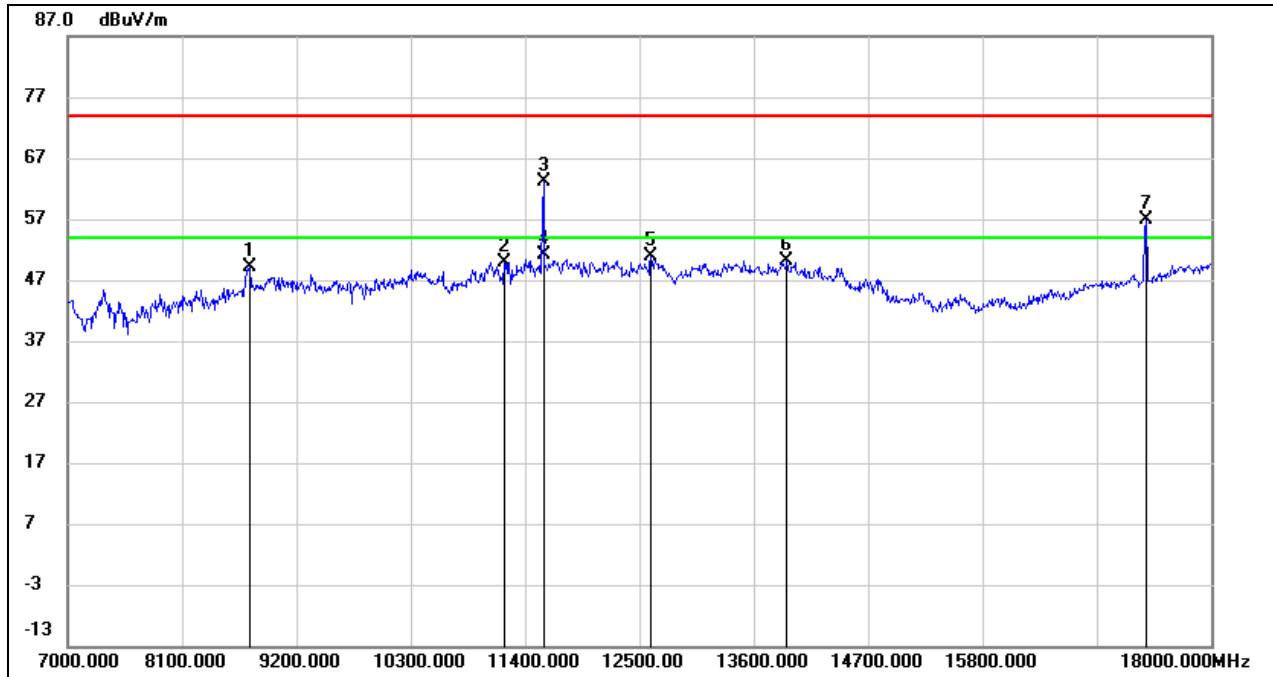
No.	Frequency (MHz)	Reading (dBuV)	Correct (dB/m)	Result (dBuV/m)	Limit (dBuV/m)	Margin (dB)	Remark
1	8749.000	40.59	8.93	49.52	74.00	-24.48	peak
2	10311.000	36.34	12.83	49.17	74.00	-24.83	peak
3	11466.000	45.39	16.78	62.17	74.00	-11.83	peak
4	11466.000	33.52	16.78	50.30	54.00	-3.70	AVG
5	12654.000	32.77	18.44	51.21	74.00	-22.79	peak
6	17197.000	31.05	22.68	53.73	74.00	-20.27	peak
7	17934.000	23.65	26.69	50.34	74.00	-23.66	peak

Test Mode:	SRD 5MHz	Frequency(MHz):	5732.5
Polarity:	Vertical	Test Voltage:	DC 7.2 V



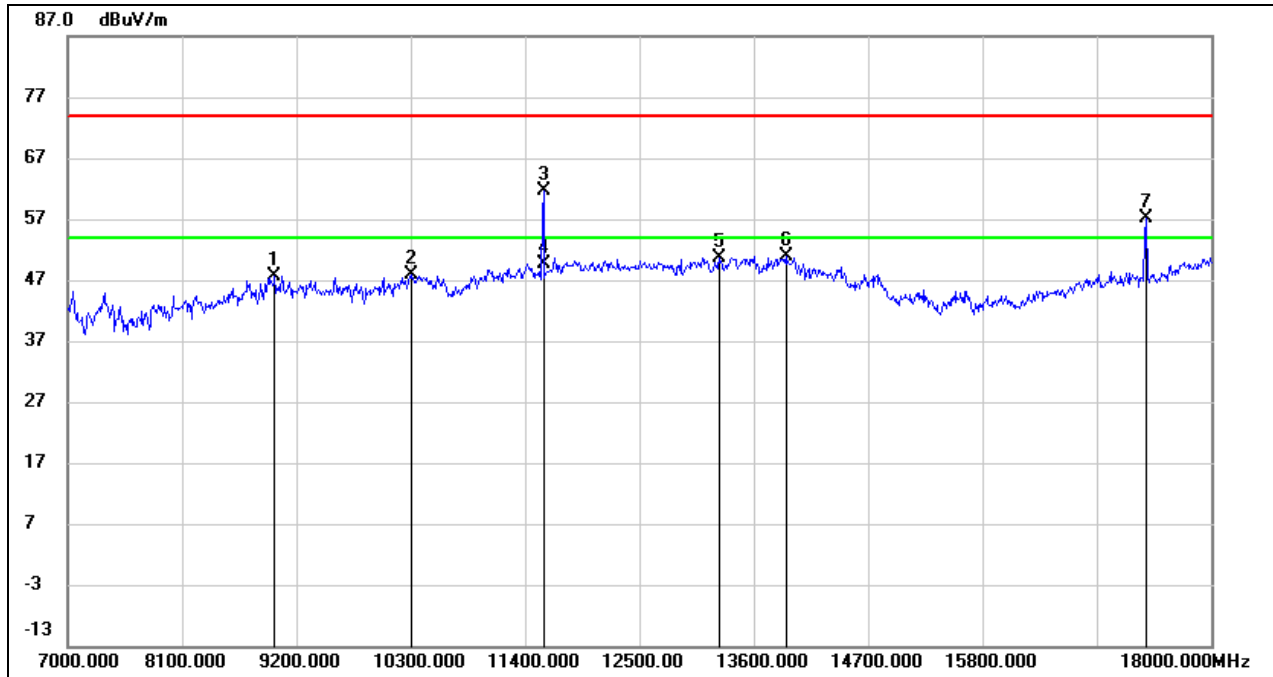
No.	Frequency (MHz)	Reading (dBuV)	Correct (dB/m)	Result (dBuV/m)	Limit (dBuV/m)	Margin (dB)	Remark
1	8991.000	36.29	11.73	48.02	74.00	-25.98	peak
2	10344.000	34.80	12.98	47.78	74.00	-26.22	peak
3	11466.000	43.72	16.78	60.50	74.00	-13.50	peak
4	11466.000	31.32	16.78	48.10	54.00	-5.90	AVG
5	12654.000	31.78	18.44	50.22	74.00	-23.78	peak
6	13523.000	28.63	21.41	50.04	74.00	-23.96	peak
7	17197.000	27.49	22.68	50.17	74.00	-23.83	peak
8	17912.000	23.41	26.60	50.01	74.00	-23.99	peak

Test Mode:	SRD 5MHz	Frequency(MHz):	5787.5
Polarity:	Horizontal	Test Voltage:	DC 7.2 V



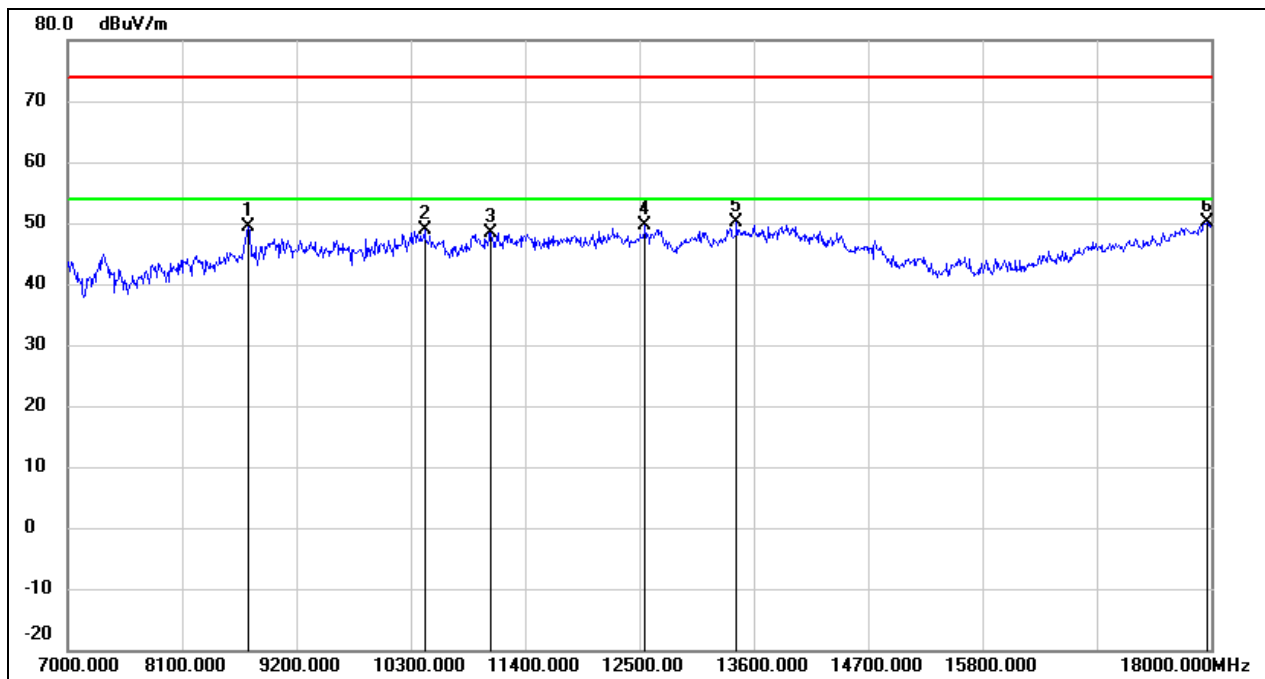
No.	Frequency (MHz)	Reading (dBuV)	Correct (dB/m)	Result (dBuV/m)	Limit (dBuV/m)	Margin (dB)	Remark
1	8749.000	40.12	8.93	49.05	74.00	-24.95	peak
2	11202.000	34.56	15.35	49.91	74.00	-24.09	peak
3	11576.000	46.10	16.99	63.09	74.00	-10.91	peak
4	11576.000	34.21	16.99	51.20	54.00	-2.80	AVG
5	12610.000	32.53	18.34	50.87	74.00	-23.13	peak
6	13919.000	27.66	22.49	50.15	74.00	-23.85	peak
7*	17373.000	33.51	23.30	56.81	68.20	-11.39	peak

Test Mode:	SRD 5MHz	Frequency(MHz):	5787.5
Polarity:	Vertical	Test Voltage:	DC 7.2 V



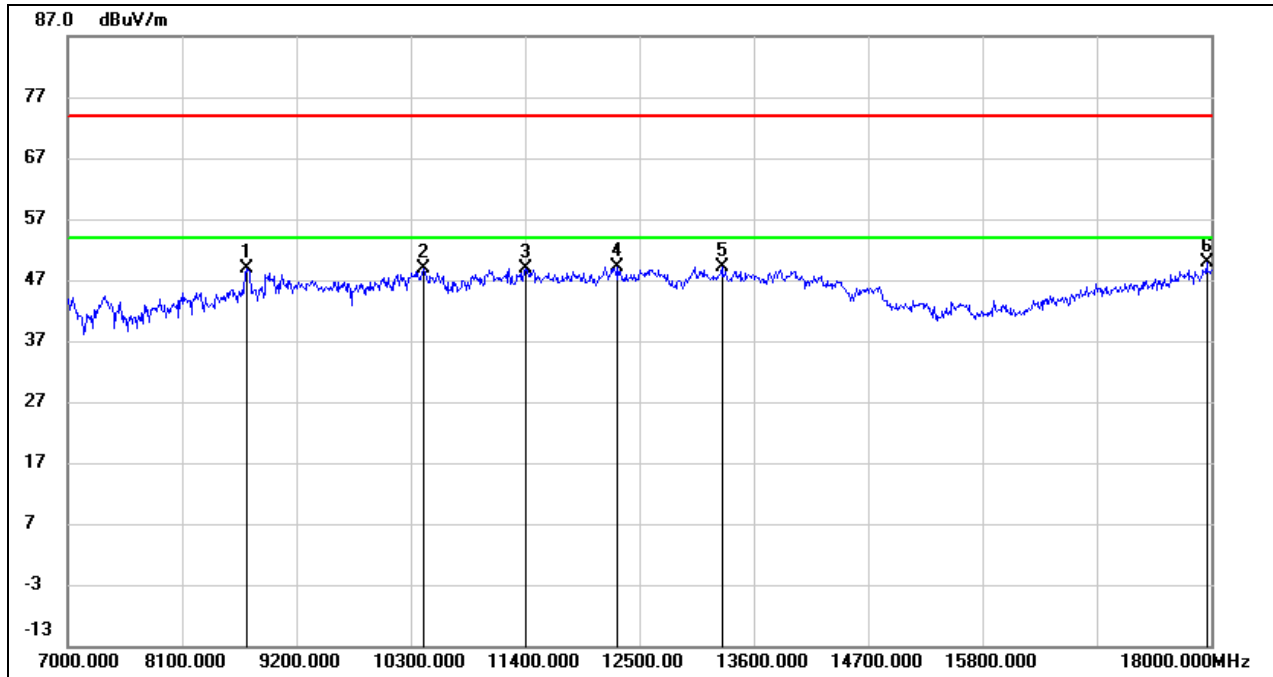
No.	Frequency (MHz)	Reading (dBuV)	Correct (dB/m)	Result (dBuV/m)	Limit (dBuV/m)	Margin (dB)	Remark
1	8991.000	35.89	11.73	47.62	74.00	-26.38	peak
2	10300.000	35.01	12.78	47.79	74.00	-26.21	peak
3	11576.000	44.75	16.99	61.74	74.00	-12.26	peak
4	11576.000	32.71	16.99	49.70	54.00	-4.30	AVG
5	13270.000	30.33	20.40	50.73	74.00	-23.27	peak
6	13908.000	28.44	22.49	50.93	74.00	-23.07	peak
7*	17373.000	33.94	23.30	57.24	68.20	-10.96	peak

Test Mode:	SRD 5MHz	Frequency(MHz):	5844.5
Polarity:	Horizontal	Test Voltage:	DC 7.2 V



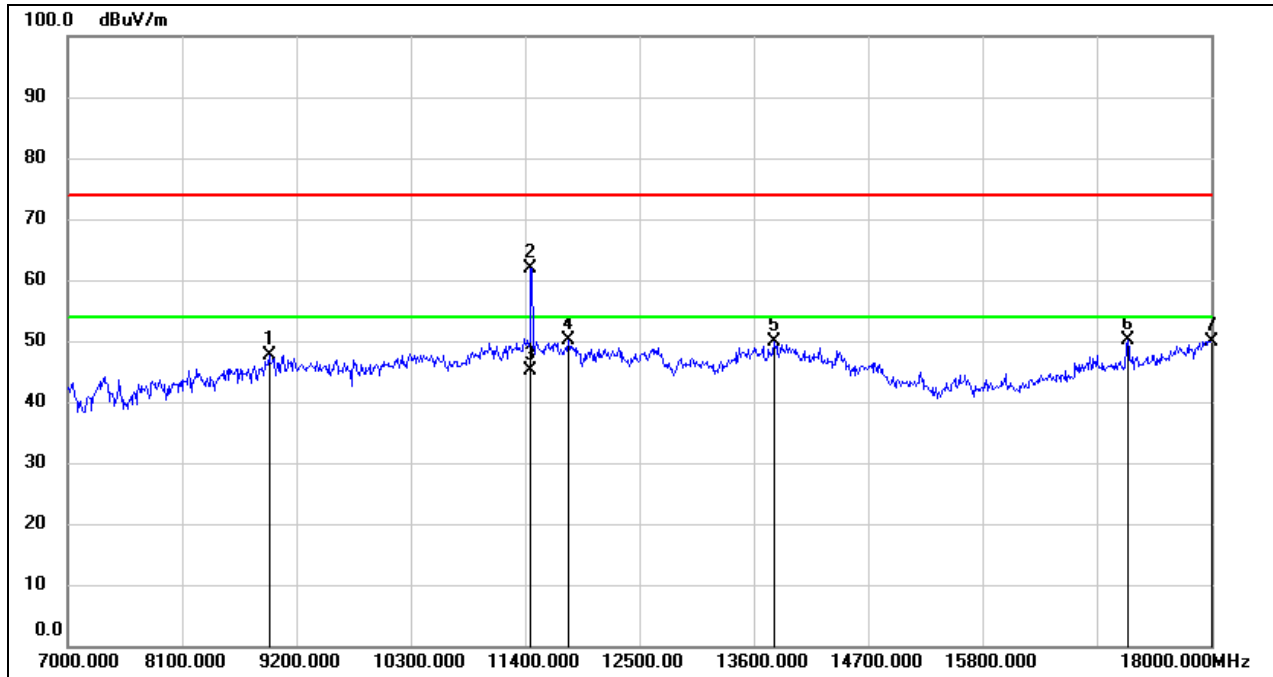
No.	Frequency (MHz)	Reading (dBuV)	Correct (dB/m)	Result (dBuV/m)	Limit (dBuV/m)	Margin (dB)	Remark
1	8738.000	40.33	8.95	49.28	74.00	-24.72	peak
2	10432.000	35.66	13.31	48.97	74.00	-25.03	peak
3	11070.000	33.33	15.04	48.37	74.00	-25.63	peak
4	12555.000	31.09	18.43	49.52	74.00	-24.48	peak
5	13435.000	28.84	21.22	50.06	74.00	-23.94	peak
6	17956.000	23.41	26.78	50.19	74.00	-23.81	peak

Test Mode:	SRD 5MHz	Frequency(MHz):	5844.5
Polarity:	Vertical	Test Voltage:	DC 7.2 V



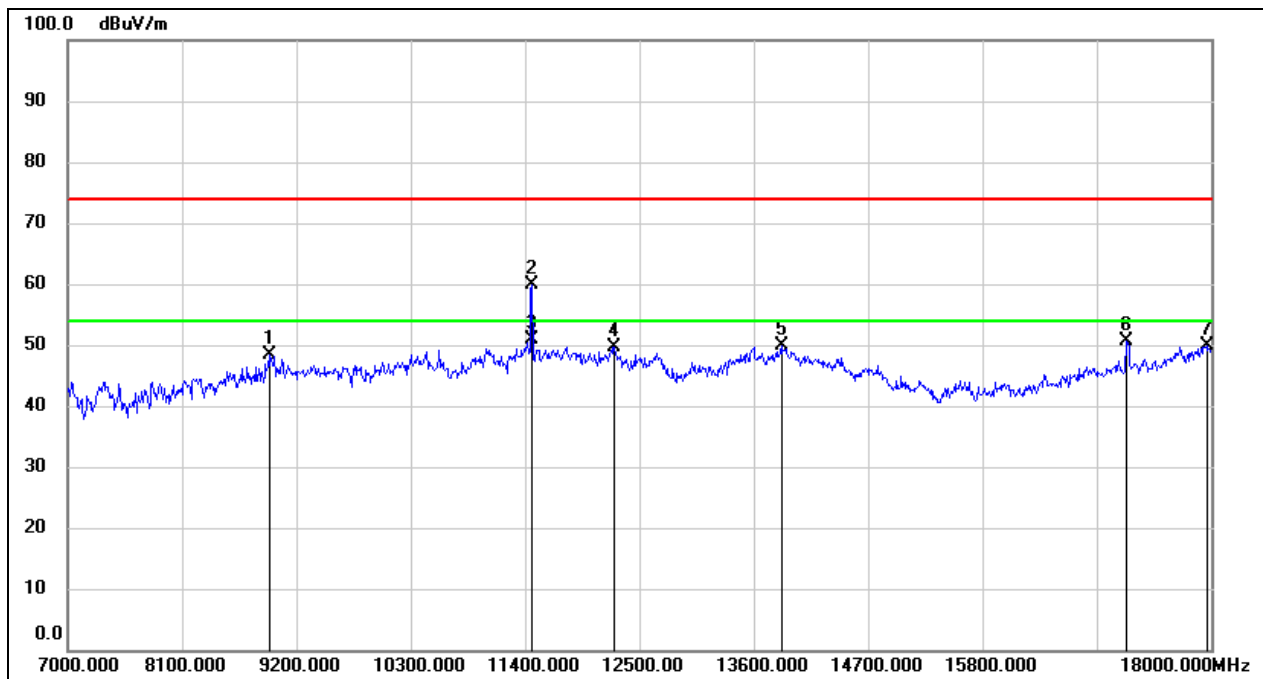
No.	Frequency (MHz)	Reading (dBuV)	Correct (dB/m)	Result (dBuV/m)	Limit (dBuV/m)	Margin (dB)	Remark
1	8727.000	40.03	8.96	48.99	74.00	-25.01	peak
2	10421.000	35.54	13.29	48.83	74.00	-25.17	peak
3	11411.000	32.29	16.60	48.89	74.00	-25.11	peak
4	12291.000	30.45	18.77	49.22	74.00	-24.78	peak
5	13292.000	28.53	20.52	49.05	74.00	-24.95	peak
6	17956.000	23.18	26.78	49.96	74.00	-24.04	peak

Test Mode:	SRD 10MHz	Frequency(MHz):	5730.5
Polarity:	Horizontal	Test Voltage:	DC 7.2 V



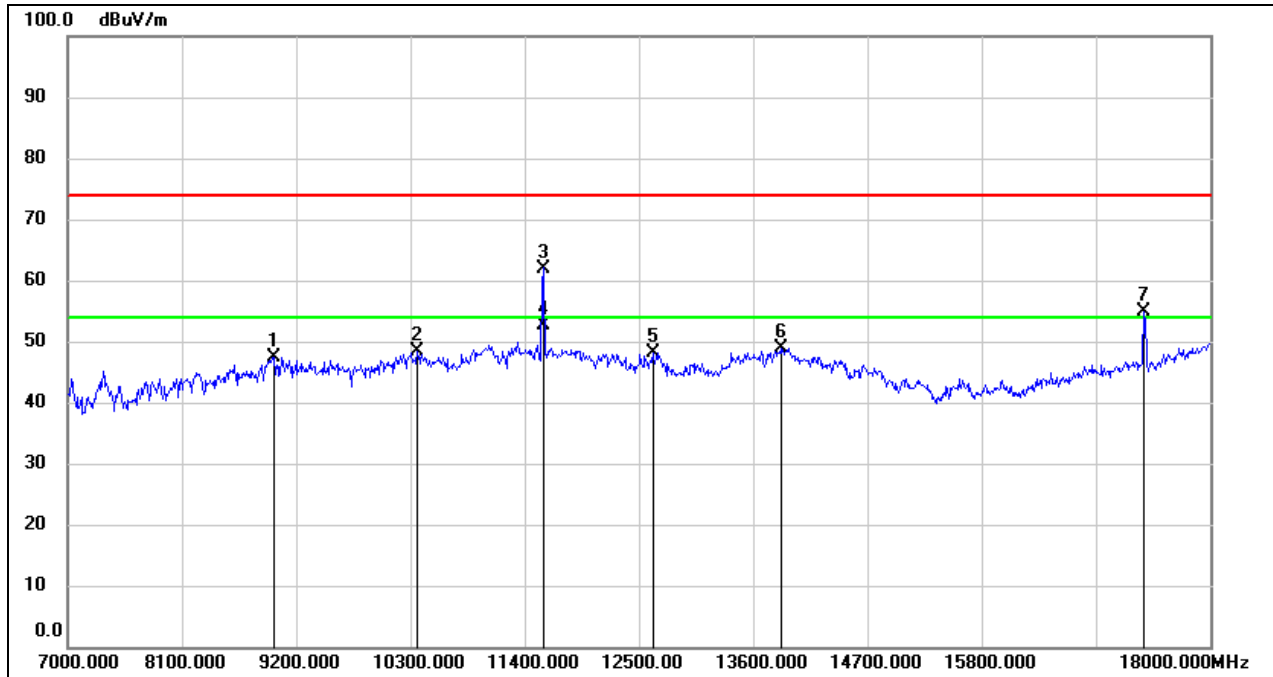
No.	Frequency (MHz)	Reading (dBuV)	Correct (dB/m)	Result (dBuV/m)	Limit (dBuV/m)	Margin (dB)	Remark
1	8936.000	36.80	10.91	47.71	74.00	-26.29	peak
2	11455.000	45.23	16.74	61.97	74.00	-12.03	peak
3	11455.000	28.36	16.74	45.10	54.00	-8.90	AVG
4	11818.000	32.42	17.65	50.07	74.00	-23.93	peak
5	13798.000	27.39	22.41	49.80	74.00	-24.20	peak
6	17197.000	27.34	22.68	50.02	74.00	-23.98	peak
7	18000.000	23.02	26.97	49.99	74.00	-24.01	peak

Test Mode:	SRD 10MHz	Frequency(MHz):	5730.5
Polarity:	Vertical	Test Voltage:	DC 7.2 V



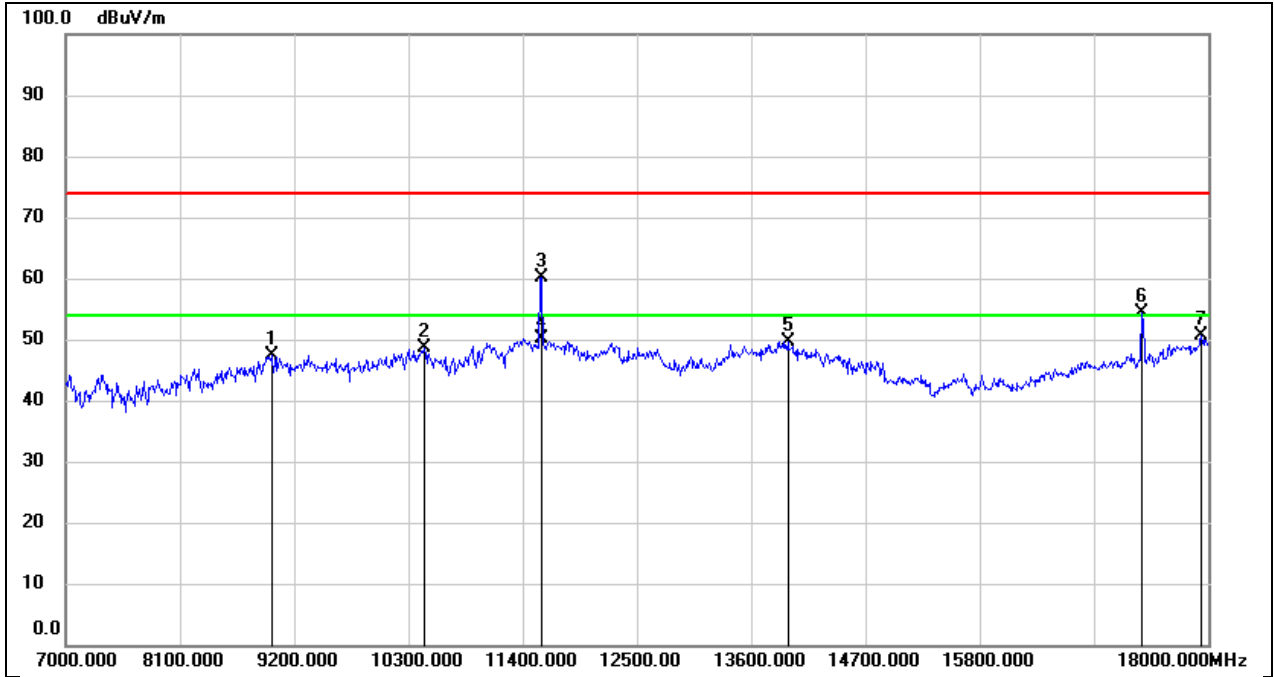
No.	Frequency (MHz)	Reading (dBuV)	Correct (dB/m)	Result (dBuV/m)	Limit (dBuV/m)	Margin (dB)	Remark
1	8936.000	37.58	10.91	48.49	74.00	-25.51	peak
2	11466.000	42.98	16.78	59.76	74.00	-14.24	peak
3	11466.000	34.02	16.78	50.80	54.00	-3.20	AVG
4	12258.000	30.83	18.70	49.53	74.00	-24.47	peak
5	13864.000	27.33	22.45	49.78	74.00	-24.22	peak
6	17186.000	28.13	22.62	50.75	74.00	-23.25	peak
7	17956.000	23.14	26.78	49.92	74.00	-24.08	peak

Test Mode:	SRD 10MHz	Frequency(MHz):	5787.5
Polarity:	Horizontal	Test Voltage:	DC 7.2 V



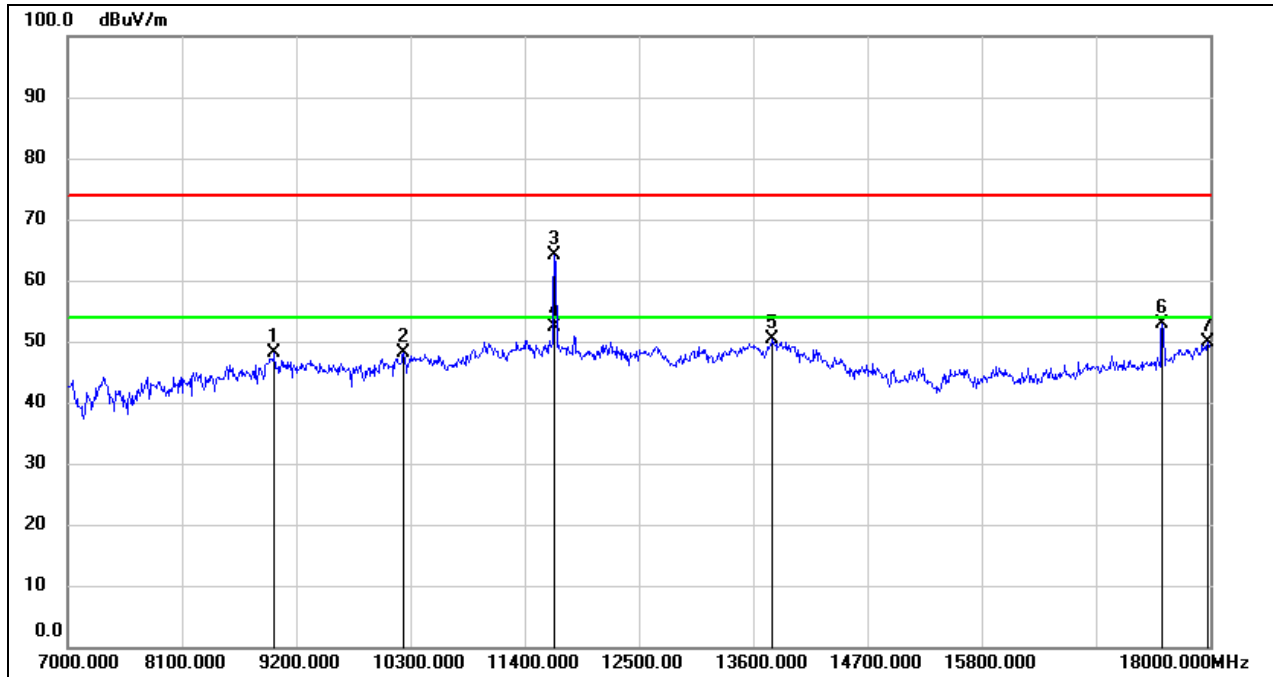
No.	Frequency (MHz)	Reading (dBuV)	Correct (dB/m)	Result (dBuV/m)	Limit (dBuV/m)	Margin (dB)	Remark
1	8991.000	35.76	11.73	47.49	74.00	-26.51	peak
2	10366.000	35.24	13.08	48.32	74.00	-25.68	peak
3	11576.000	45.01	16.99	62.00	74.00	-12.00	peak
4	11576.000	35.61	16.99	52.60	54.00	-1.40	AVG
5	12632.000	29.79	18.40	48.19	74.00	-25.81	peak
6	13864.000	26.53	22.45	48.98	74.00	-25.02	peak
7*	17362.000	31.58	23.26	54.84	68.20	-13.36	peak

Test Mode:	SRD 10MHz	Frequency(MHz):	5787.5
Polarity:	Vertical	Test Voltage:	DC 7.2 V



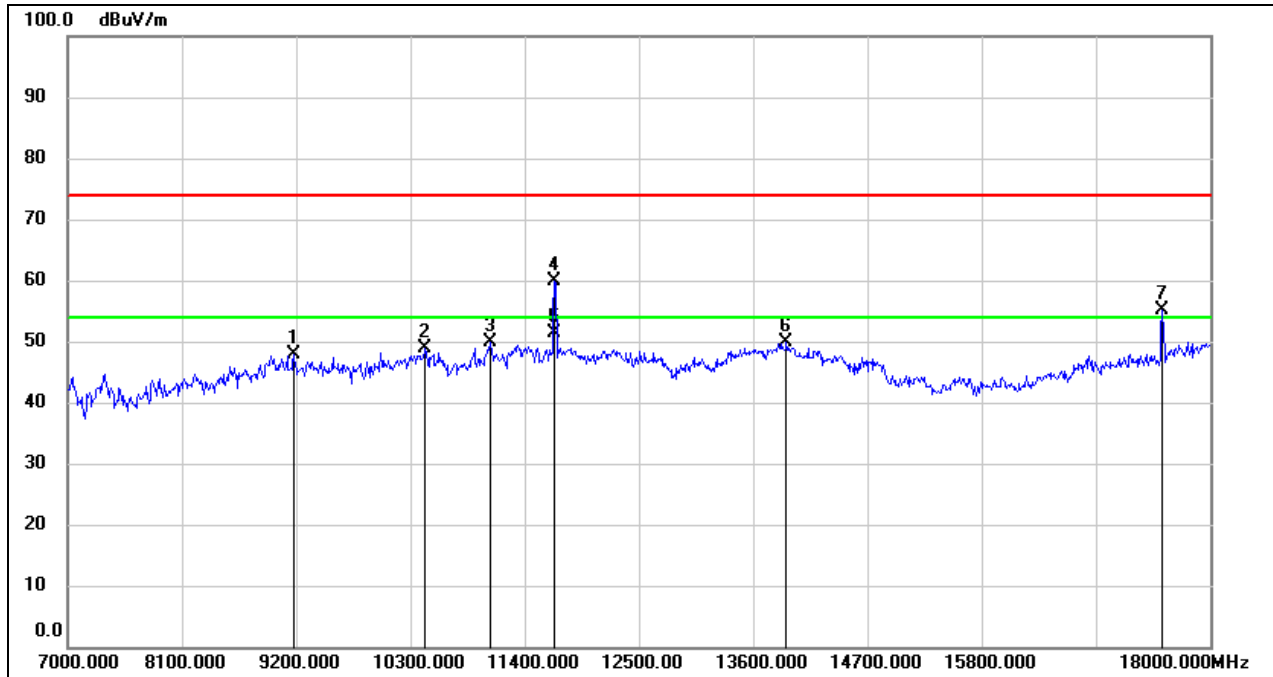
No.	Frequency (MHz)	Reading (dBuV)	Correct (dB/m)	Result (dBuV/m)	Limit (dBuV/m)	Margin (dB)	Remark
1	8980.000	35.77	11.57	47.34	74.00	-26.66	peak
2	10454.000	35.33	13.38	48.71	74.00	-25.29	peak
3	11576.000	43.13	16.99	60.12	74.00	-13.88	peak
4	11576.000	33.11	16.99	50.10	54.00	-3.90	AVG
5	13952.000	27.10	22.51	49.61	74.00	-24.39	peak
6*	17362.000	31.17	23.26	54.43	68.20	-13.77	peak
7	17934.000	24.00	26.69	50.69	74.00	-23.31	peak

Test Mode:	SRD 10MHz	Frequency(MHz):	5844.5
Polarity:	Horizontal	Test Voltage:	DC 7.2 V



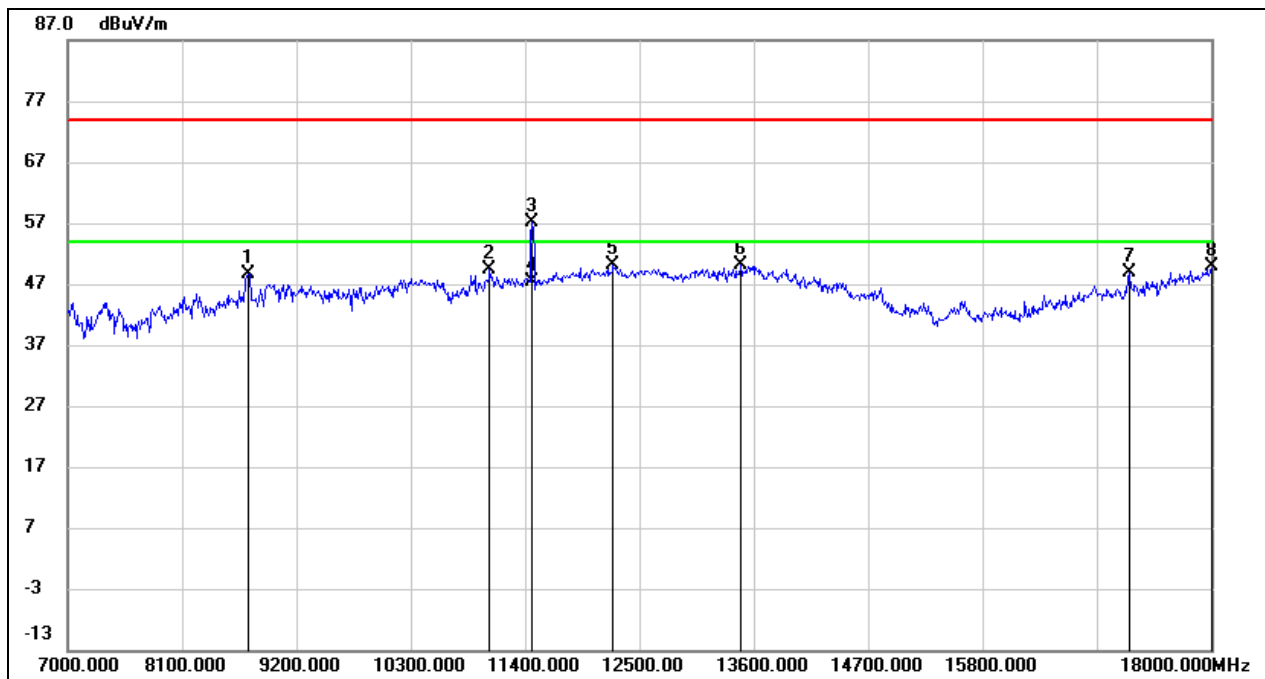
No.	Frequency (MHz)	Reading (dBuV)	Correct (dB/m)	Result (dBuV/m)	Limit (dBuV/m)	Margin (dB)	Remark
1	8991.000	36.44	11.73	48.17	74.00	-25.83	peak
2	10234.000	35.52	12.49	48.01	74.00	-25.99	peak
3	11686.000	46.81	17.25	64.06	74.00	-9.94	peak
4	11686.000	35.25	17.25	52.50	54.00	-1.50	AVG
5	13787.000	28.10	22.36	50.46	74.00	-23.54	peak
6	17538.000	29.16	23.60	52.76	74.00	-21.24	peak
7	17978.000	23.06	26.88	49.94	74.00	-24.06	peak

Test Mode:	SRD 10MHz	Frequency(MHz):	5844.5
Polarity:	Vertical	Test Voltage:	DC 7.2 V



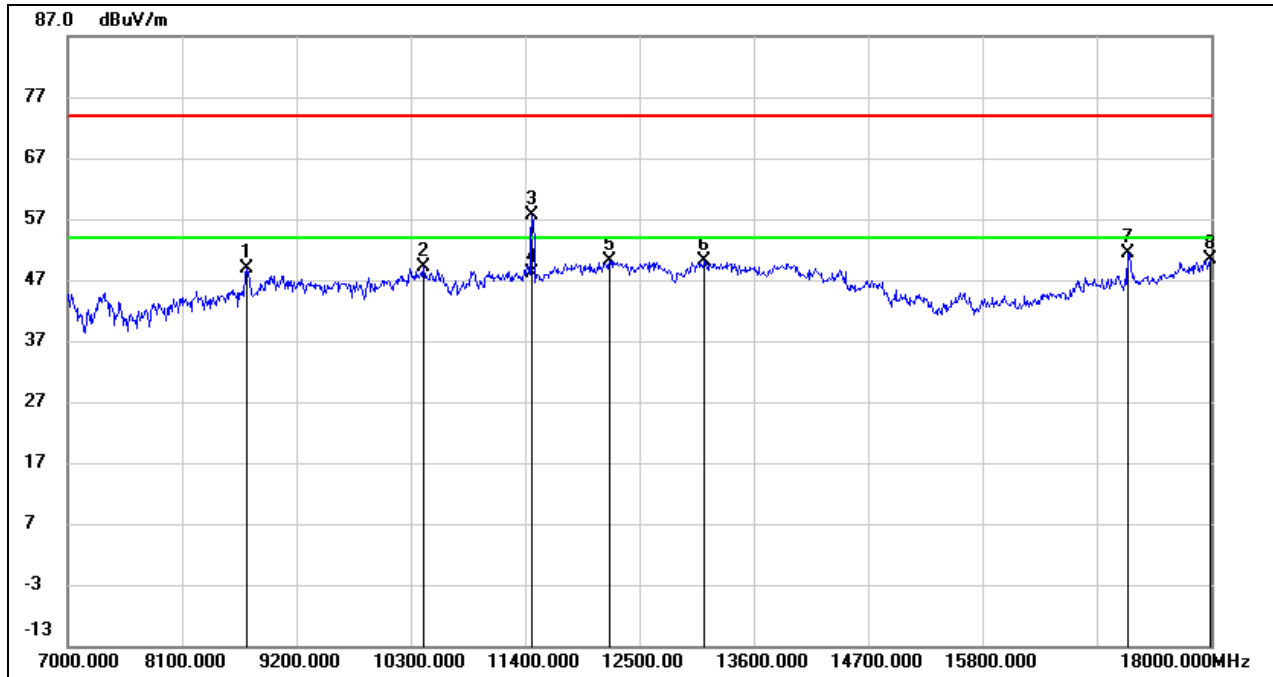
No.	Frequency (MHz)	Reading (dBuV)	Correct (dB/m)	Result (dBuV/m)	Limit (dBuV/m)	Margin (dB)	Remark
1	9178.000	37.68	10.24	47.92	74.00	-26.08	peak
2	10443.000	35.53	13.35	48.88	74.00	-25.12	peak
3	11070.000	34.87	15.04	49.91	74.00	-24.09	peak
4	11686.000	42.71	17.25	59.96	74.00	-14.04	peak
5	11686.000	34.15	17.25	51.40	54.00	-2.60	AVG
6	13919.000	27.33	22.49	49.82	74.00	-24.18	peak
7*	17538.000	31.41	23.60	55.01	68.20	-13.19	peak

Test Mode:	SRD 20MHz	Frequency(MHz):	5735.5
Polarity:	Horizontal	Test Voltage:	DC 7.2 V



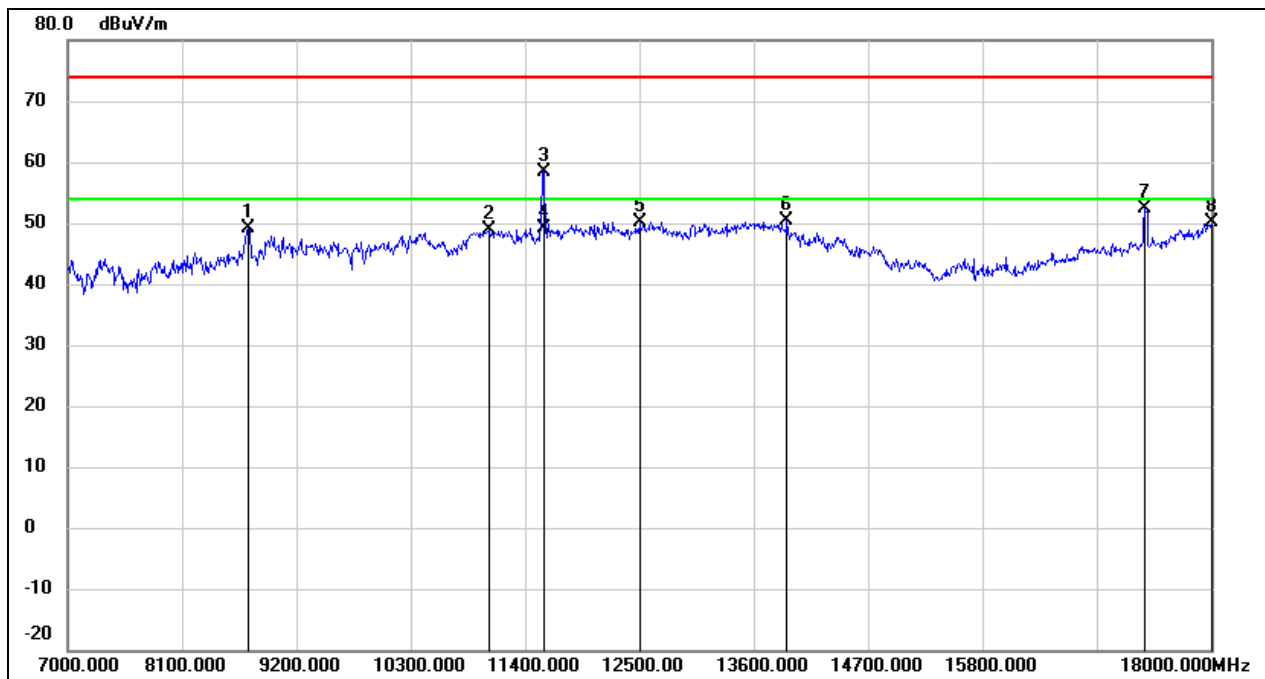
No.	Frequency (MHz)	Reading (dBuV)	Correct (dB/m)	Result (dBuV/m)	Limit (dBuV/m)	Margin (dB)	Remark
1	8738.000	39.74	8.95	48.69	74.00	-25.31	peak
2	11059.000	34.48	15.02	49.50	74.00	-24.50	peak
3	11466.000	40.39	16.78	57.17	74.00	-16.83	peak
4	11466.000	30.52	16.78	47.30	54.00	-6.70	AVG
5	12247.000	31.33	18.68	50.01	74.00	-23.99	peak
6	13479.000	28.78	21.34	50.12	74.00	-23.88	peak
7	17208.000	26.27	22.73	49.00	74.00	-25.00	peak
8	18000.000	22.84	26.97	49.81	74.00	-24.19	peak

Test Mode:	SRD 20MHz	Frequency(MHz):	5735.5
Polarity:	Vertical	Test Voltage:	DC 7.2 V



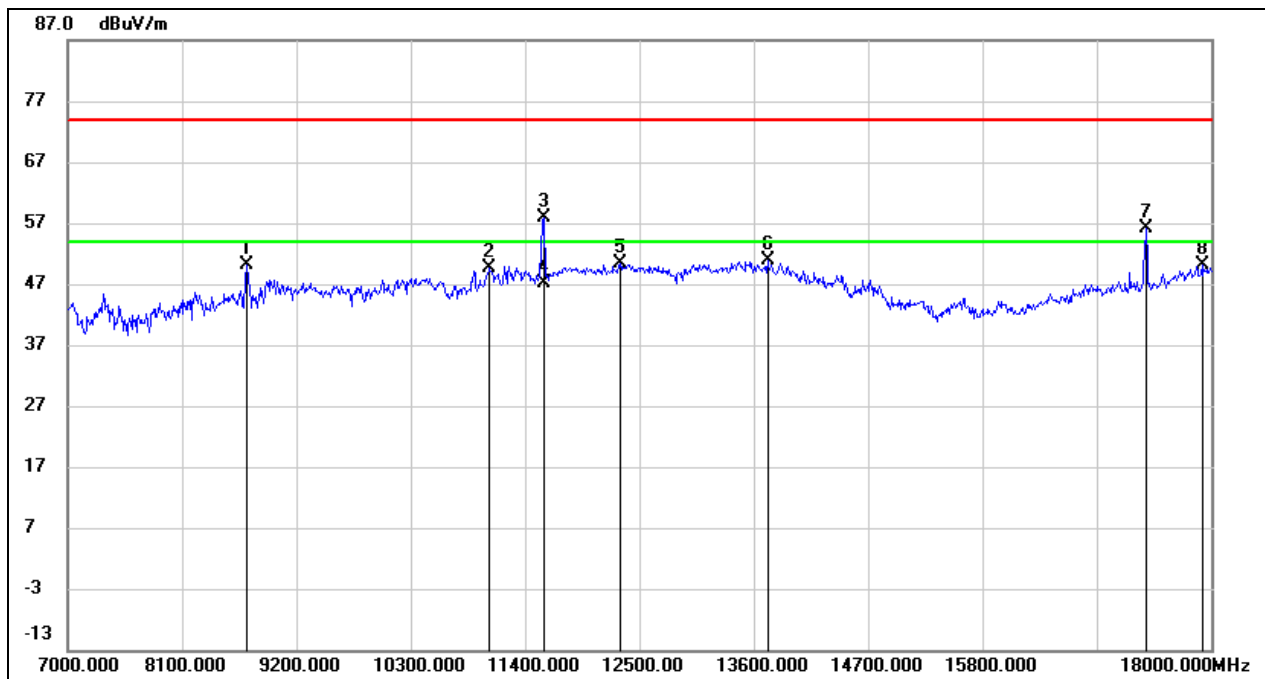
No.	Frequency (MHz)	Reading (dBuV)	Correct (dB/m)	Result (dBuV/m)	Limit (dBuV/m)	Margin (dB)	Remark
1	8716.000	39.89	8.98	48.87	74.00	-25.13	peak
2	10421.000	35.87	13.29	49.16	74.00	-24.84	peak
3	11466.000	40.74	16.78	57.52	74.00	-16.48	peak
4	11466.000	31.32	16.78	48.10	54.00	-5.90	AVG
5	12214.000	31.51	18.61	50.12	74.00	-23.88	peak
6	13127.000	30.51	19.68	50.19	74.00	-23.81	peak
7	17197.000	28.67	22.68	51.35	74.00	-22.65	peak
8	17989.000	23.40	26.92	50.32	74.00	-23.68	peak

Test Mode:	SRD 20MHz	Frequency(MHz):	5787.5
Polarity:	Horizontal	Test Voltage:	DC 7.2 V



No.	Frequency (MHz)	Reading (dBuV)	Correct (dB/m)	Result (dBuV/m)	Limit (dBuV/m)	Margin (dB)	Remark
1	8738.000	40.08	8.95	49.03	74.00	-24.97	peak
2	11048.000	33.84	14.99	48.83	74.00	-25.17	peak
3	11576.000	41.36	16.99	58.35	74.00	-15.65	peak
4	11576.000	32.11	16.99	49.10	54.00	-4.90	AVG
5	12500.000	31.68	18.56	50.24	74.00	-23.76	peak
6	13919.000	27.84	22.49	50.33	74.00	-23.67	peak
7	17362.000	29.14	23.26	52.40	74.00	-21.60	peak
8	18000.000	23.08	26.97	50.05	74.00	-23.95	peak

Test Mode:	SRD 20MHz	Frequency(MHz):	5787.5
Polarity:	Vertical	Test Voltage:	DC 7.2 V



No.	Frequency (MHz)	Reading (dBuV)	Correct (dB/m)	Result (dBuV/m)	Limit (dBuV/m)	Margin (dB)	Remark
1	8727.000	41.06	8.96	50.02	74.00	-23.98	peak
2	11059.000	34.59	15.02	49.61	74.00	-24.39	peak
3	11576.000	40.86	16.99	57.85	74.00	-16.15	peak
4	11576.000	30.11	16.99	47.10	54.00	-6.90	AVG
5	12313.000	31.60	18.81	50.41	74.00	-23.59	peak
6	13732.000	28.75	22.09	50.84	74.00	-23.16	peak
7*	17373.000	32.77	23.30	56.07	68.20	-12.13	peak
8	17912.000	23.55	26.60	50.15	74.00	-23.85	peak