

## **EXHIBIT D - TEST SETUP PHOTOGRAPHS**

---

Test Mode :Read(DC 5V From PC)

**Conducted Emissions - Front View**



**Conducted Emissions - Side View**



**Test Mode :Read(DC 5V From Adapter)**

**Conducted Emissions - Front View**




**Conducted Emissions - Side View**




**Test Mode :Read(DC 5V From PC)**

**Radiated Emissions - Front View (Below 1GHz)**




**Radiated Emissions - Rear View (Below 1GHz)**






**Radiated Emission - Front View (Above 1 GHz)**




**Radiated Emission - Rear View (Above 1 GHz)**




**Test Mode :Read(DC 5V From Adapter)**

**Radiated Emissions - Front View (Below 1GHz)**



**Radiated Emissions - Rear View (Below 1GHz)**



**Radiated Emission - Front View (Above 1 GHz)**



**Radiated Emission - Rear View (Above 1 GHz)**

