

1. WA233 UAV SDR LF ANT0

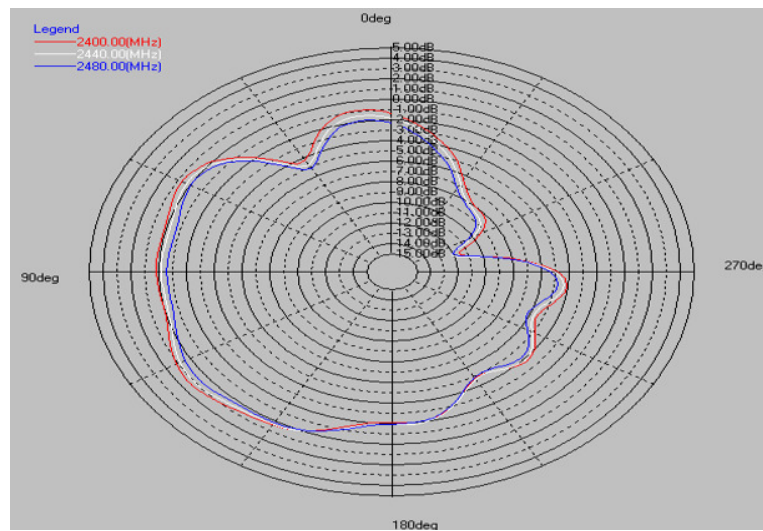
1.1 Basic Specifications

No.	Specification	Descriptions	Notes	
1	Antenna Name	WA233 UAV SDR LF ANT0		
2	Brand	DJI		
3	Operation Frequency	2.4~2.483GHz; 5.15~5.25GHz; 5.725~5.85GHz		
4	Connector Type	4代 IPEX		
5	Impedance	50ohm		
6	Gain	1.5 dBi@2.4~2.483GHz 2.5 dBi@5.15~5.25GHz 2 dBi@5.725~5.85GHz		
7	Efficiency	$\geq 40\%$		
8	VSWR	≤ 3		
9	Polarization type	Linear		
10	3dB Beamwidth	Omnidirectional horizontal		
11	Weight			
12	Manufacturer	Kunshan Innowave Communication Technology Co., Ltd. INPAQ Technology Co., Ltd.		
13	Antenna Type	PCB		

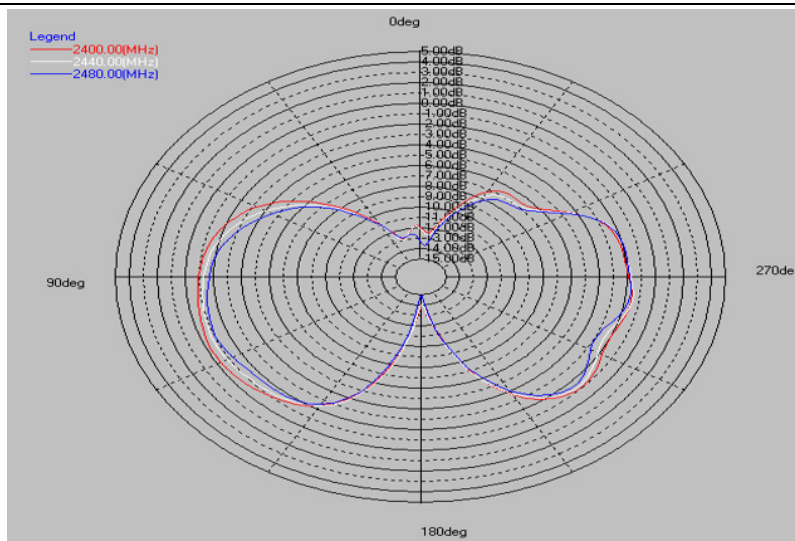
1.2 radiation pattern

Frequency	Efficiency()	E Total. dB(dB)
2400MHz	53%	1.504332
2420MHz	55%	1.361721
2440MHz	57%	1.43092
2460MHz	56%	1.42873
2480MHz	54%	1.39415
5150MHz	52%	2.43983
5200MHz	51%	2.40188
5250MHz	53%	2.50187
5725MHz	56%	1.72204
5775MHz	58%	2.03112
5800MHz	55%	1.89002
5850MHz	55%	1.87895

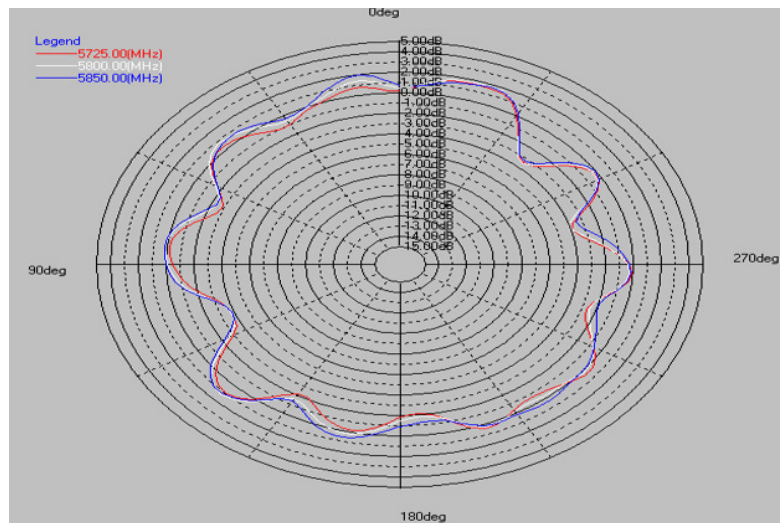
2.4 H



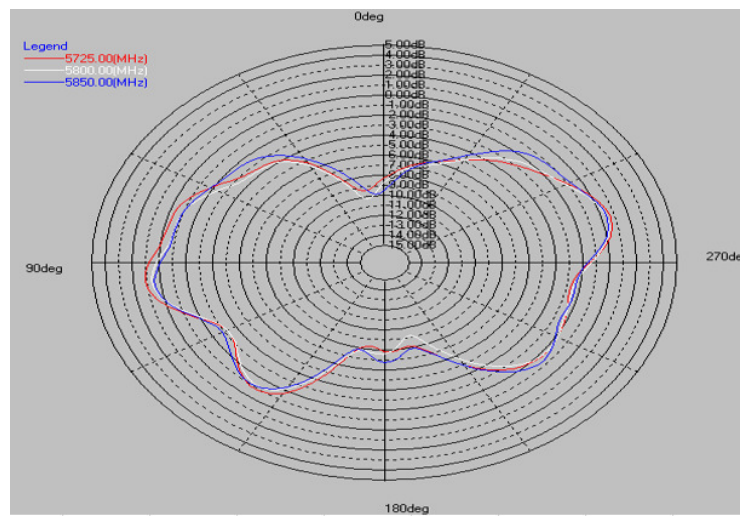
2.4 V



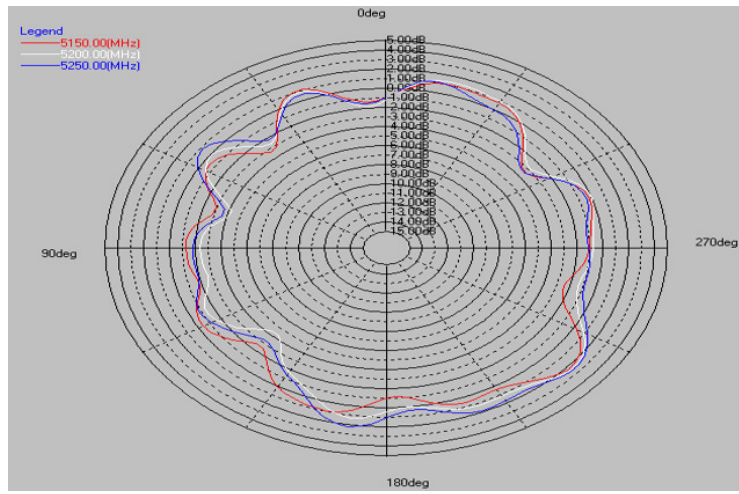
5.8 H



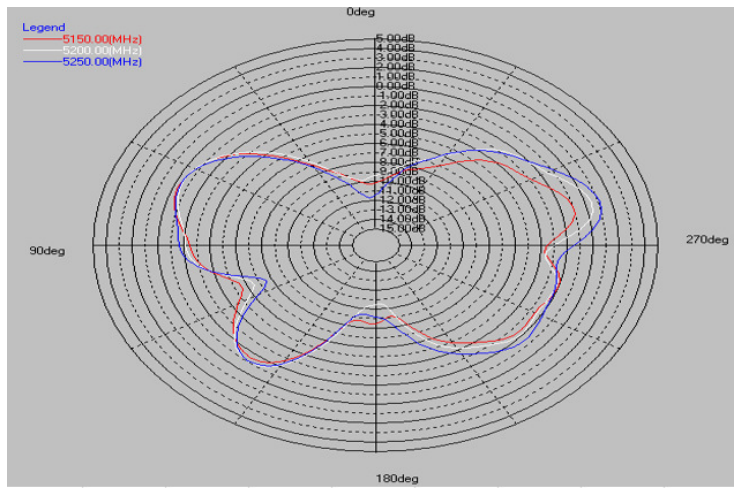
5.8 V



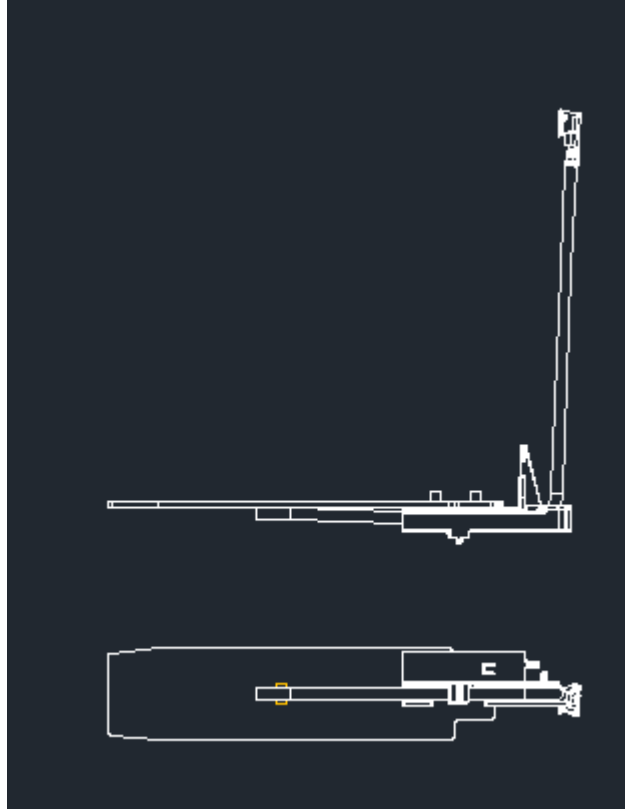
5.2 H



5.2 V



1.3 Structure drawing





2. WA233 UAV SDR RF ANT1

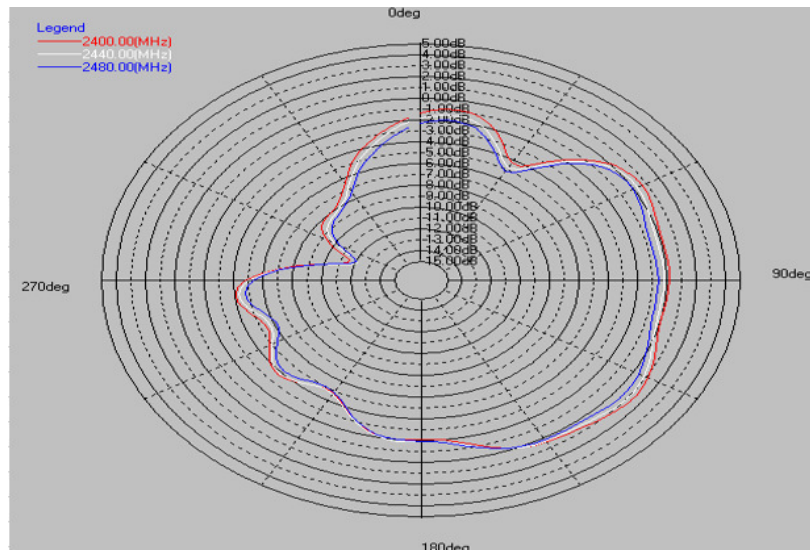
1.1 Basic Specifications

No.	Specification	Descriptions	Notes	
1	Antenna Name	WA233 UAV SDR RF ANT1		
2	Brand	DJI		
3	Operation Frequency	2.4~2.483GHz; 5.15~5.25GHz; 5.725~5.85GHz		
4	Connector Type	4代 IPEX		
5	Impedance	50ohm		
6	Gain	1.5 dBi@2.4~2.483GHz 2.5 dBi@5.15~5.25GHz 2 dBi@5.725~5.85GHz		
7	Efficiency	$\geq 40\%$		
8	VSWR	≤ 3		
9	Polarization type	Linear		
10	3dB Beamwidth	Omnidirectional horizontal		
11	Weight			
12	Manufacturer	Kunshan Innowave Communication Technology Co., Ltd. INPAQ Technology Co., Ltd.		
13	Antenna Type	PCB		

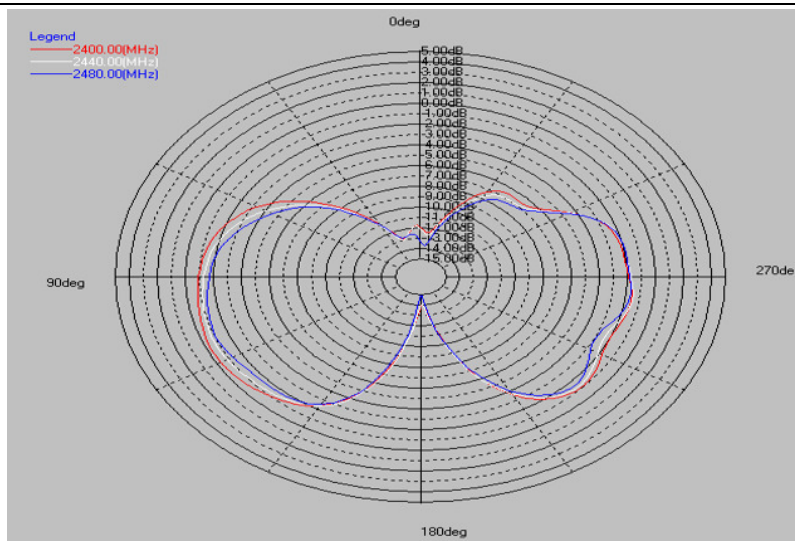
1.2 radiation pattern

Frequency	Efficiency()	E Total. dB(dB)
2400MHz	50%	1.41989
2420MHz	53%	1.46988
2440MHz	55%	1.50848
2460MHz	54%	1.46723
2480MHz	53%	1.37986
5150MHz	48%	2.36553
5200MHz	51%	2.50323
5250MHz	48%	2.47864
5725MHz	51%	1.73949
5775MHz	54%	1.88989
5800MHz	55%	2.07949
5850MHz	53%	1.93418

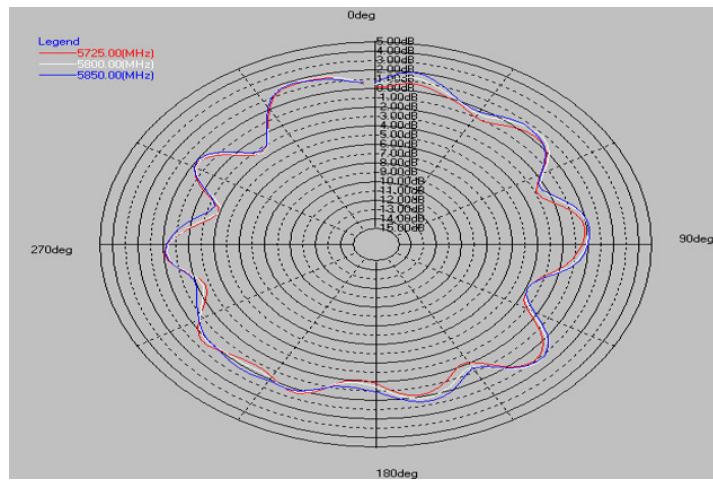
2.4 H



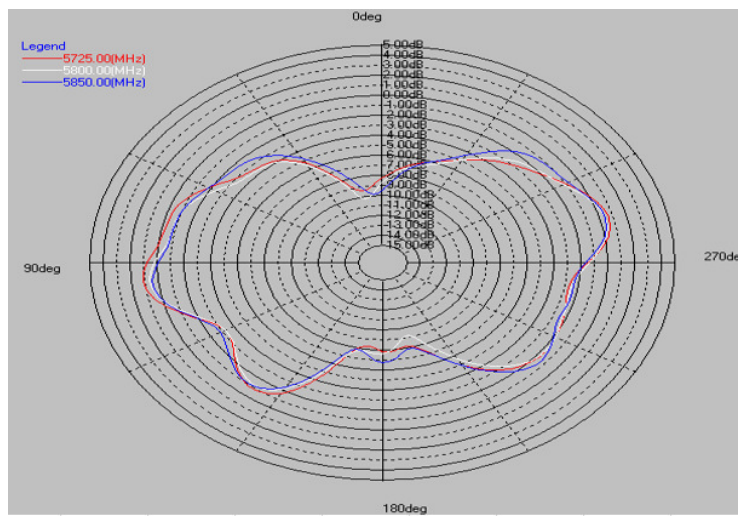
2.4 V



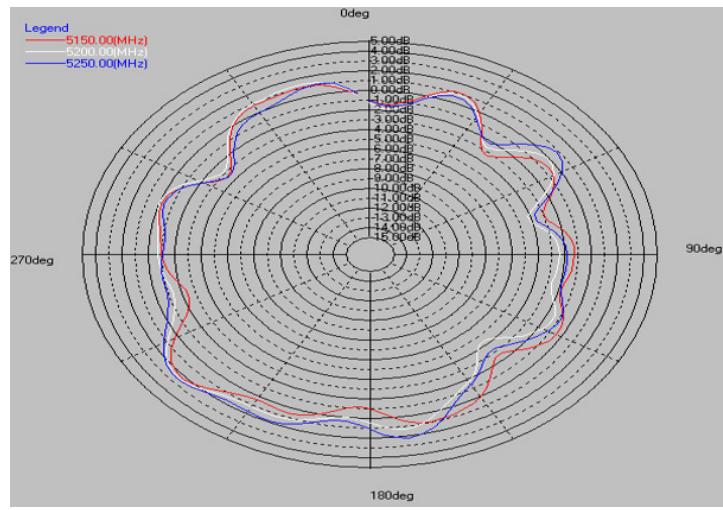
5.8 H



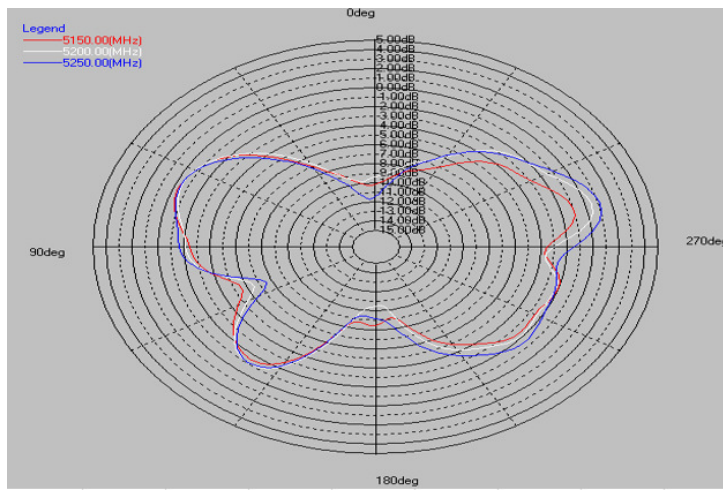
5.8 V



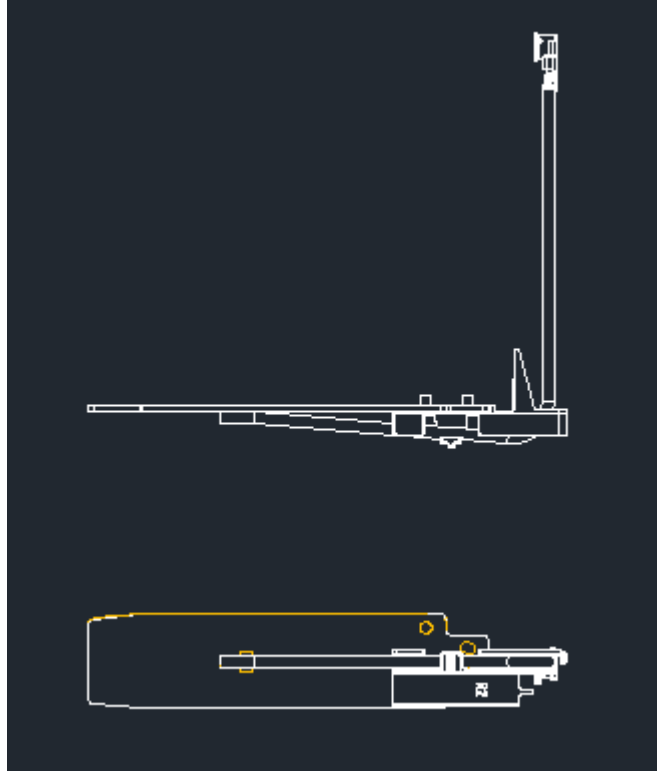
5.2 H



5.2 V



1.3 Structure drawing





3. WA233 UAV SDR LB ANT3 & WIFI ANT

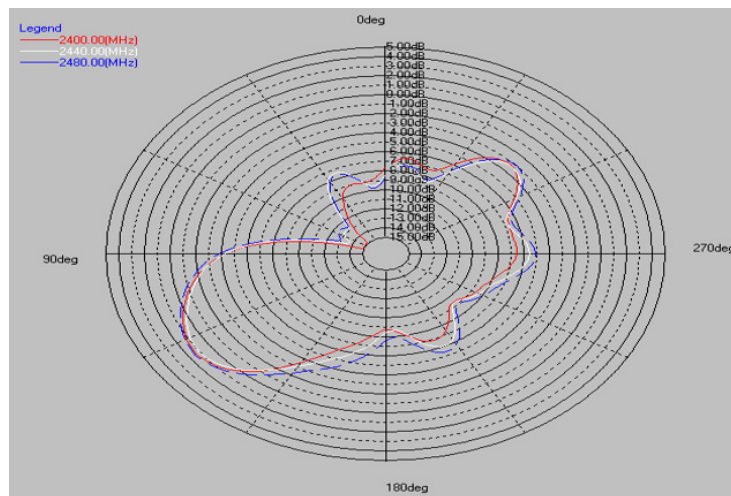
1.1 Basic Specifications

No.	Specification	Descriptions	Notes	
1	Antenna Name	WA233 UAV SDR LB ANT3 & WIFI ANT		
2	Brand	DJI		
3	Operation Frequency	2.4~2.483GHz; 5.15~5.25GHz; 5.725~5.85GHz		
4	Connector Type	4代 IPEX		
5	Impedance	50ohm		
6	Gain	1.5 dBi@2.4~2.483GHz 1.5 dBi@5.15~5.25GHz 3 dBi@5.725~5.85GHz		
7	Efficiency	$\geq 30\%$		
8	VSWR	≤ 3		
9	Polarization type	Linear		
10	3dB Beamwidth	Omnidirectional horizontal		
11	Weight			
12	Manufacturer	Kunshan Innowave Communication Technology Co., Ltd. INPAQ Technology Co., Ltd.		
13	Antenna Type	PCB		

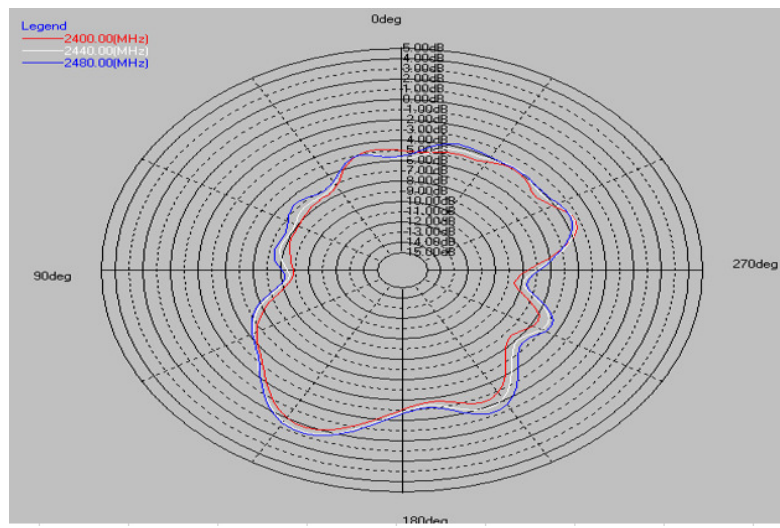
1.2 radiation pattern

Frequency	Efficiency ()	E Total. dB(dB)
2400MHz	51%	1.45901
2420MHz	52%	1.42528
2440MHz	52%	1.50797
2460MHz	56%	1.44815
2480MHz	55%	1.42508
5150MHz	30%	1.37692
5200MHz	31%	1.42142
5250MHz	36%	1.50418
5725MHz	53%	2.92564
5775MHz	56%	2.96854
5800MHz	55%	3.01107
5850MHz	53%	2.82161

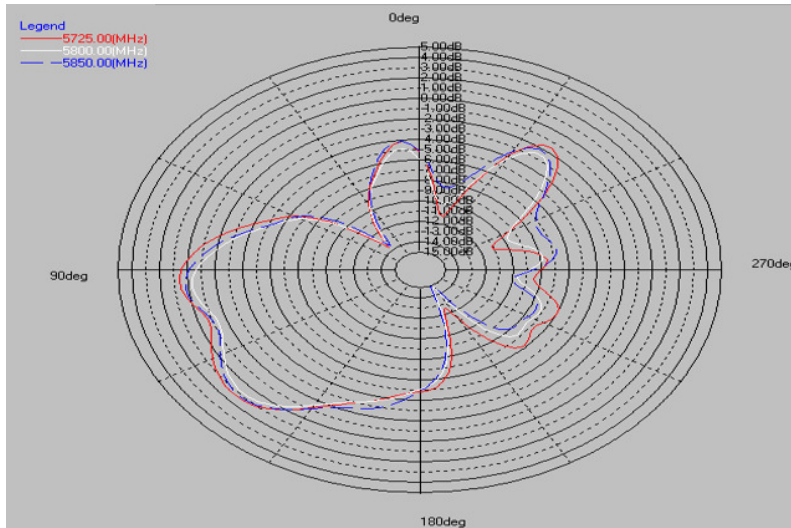
2.4 H



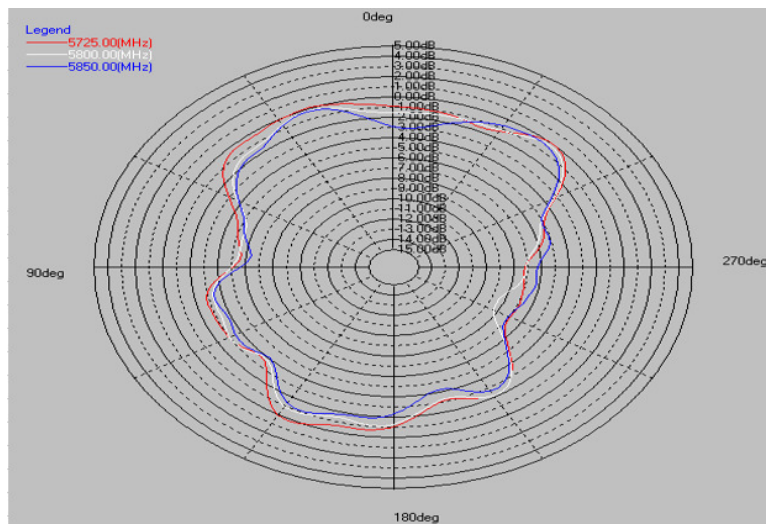
2.4 V



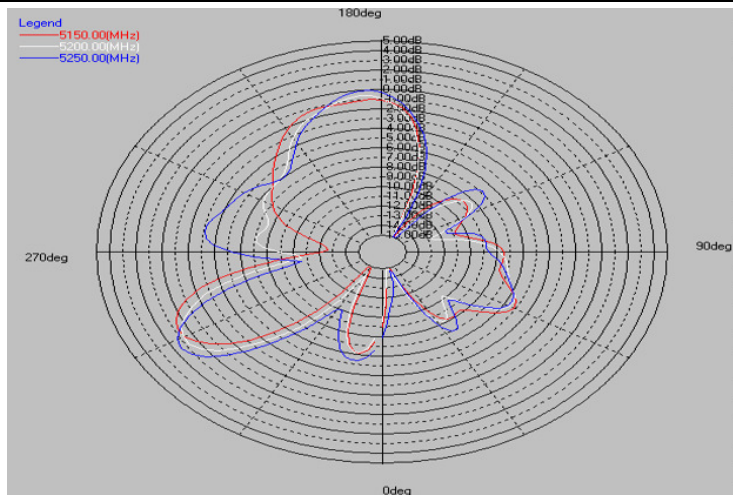
5.8 H



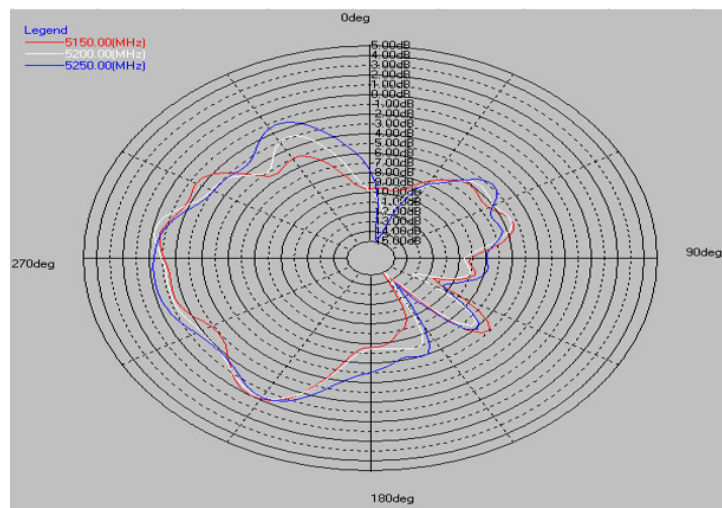
5.8 V



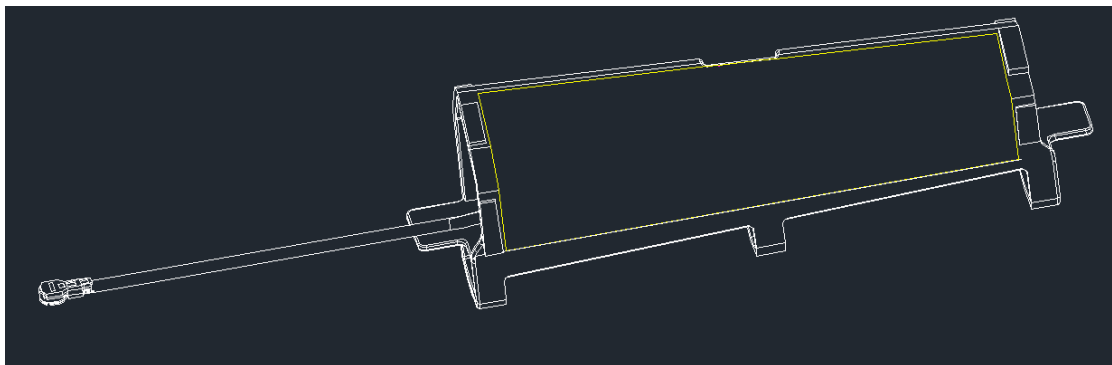
5.2 H



5.2 V



1.3 Structure drawing





4. WA233 UAV SDR RB ANT2

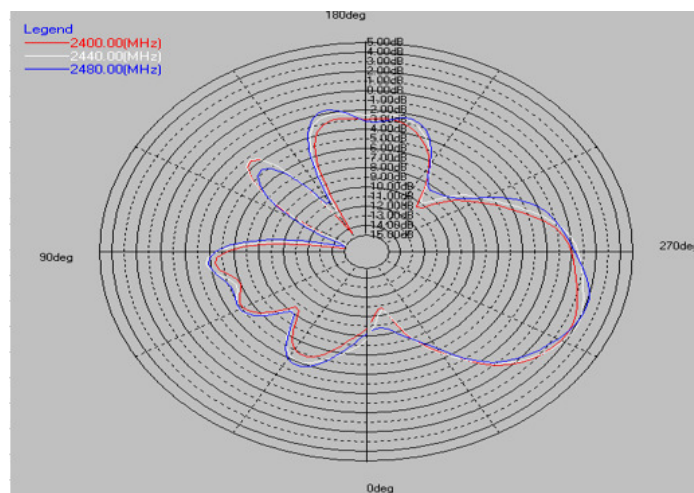
1.1 Basic Specifications

No.	Specification	Descriptions	Notes	
1	Antenna Name	WA233 UAV SDR RB ANT2		
2	Brand	DJI		
3	Operation Frequency	2.4~2.483GHz; 5.15~5.25GHz; 5.725~5.85GHz		
4	Connector Type	4代 IPEX		
5	Impedance	50ohm		
6	Gain	1.5 dBi@2.4~2.483GHz 1.5 dBi@5.15~5.25GHz 3 dBi@5.725~5.85GHz		
7	Efficiency	$\geq 30\%$		
8	VSWR	≤ 3		
9	Polarization type	Linear		
10	3dB Beamwidth	Omnidirectional horizontal		
11	Weight			
12	Manufacturer	Kunshan Innowave Communication Technology Co., Ltd. INPAQ Technology Co., Ltd.		
13	Antenna Type	PCB		

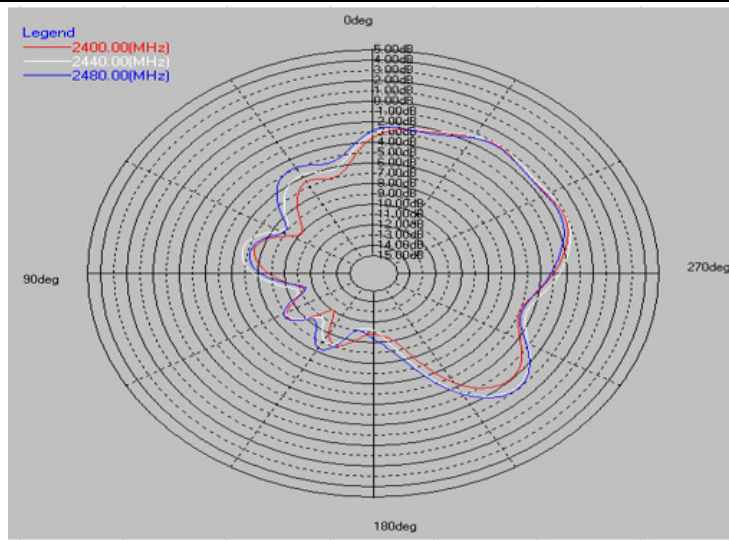
1.2 radiation pattern

Frequency	Efficiency()	E Total. dB(dB)
2400MHz	53%	1.45448
2420MHz	51%	1.46188
2440MHz	52%	1.50931
2460MHz	53%	1.42401
2480MHz	51%	1.41821
5150MHz	31%	1.37327
5200MHz	36%	1.43321
5250MHz	37%	1.51081
5725MHz	52%	2.84568
5775MHz	53%	2.82405
5800MHz	56%	2.91413
5850MHz	57%	3.01522

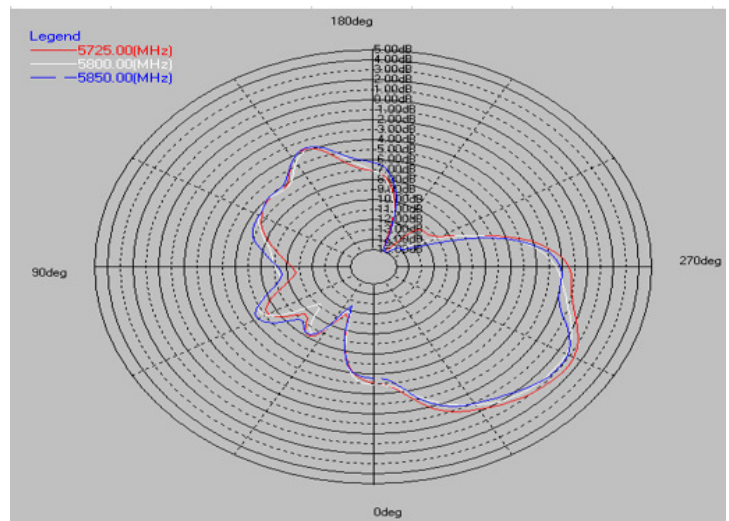
2.4 H



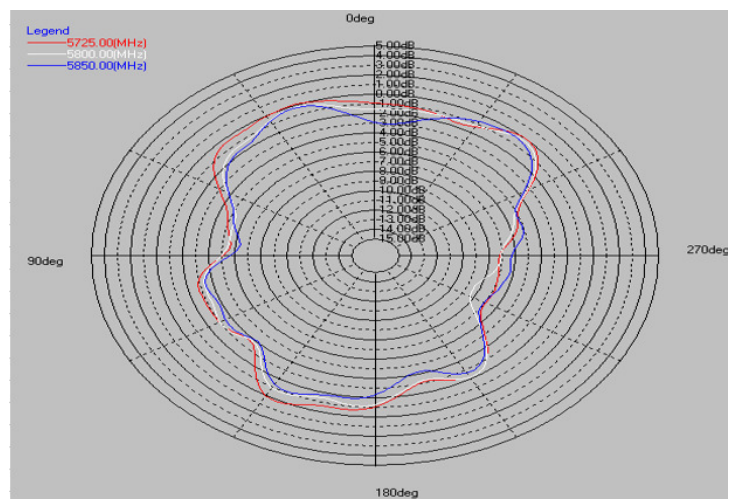
2.4 V



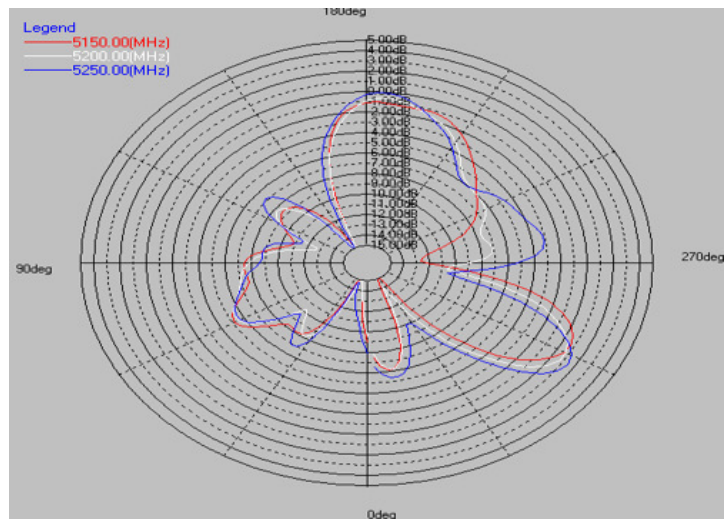
5.8 H



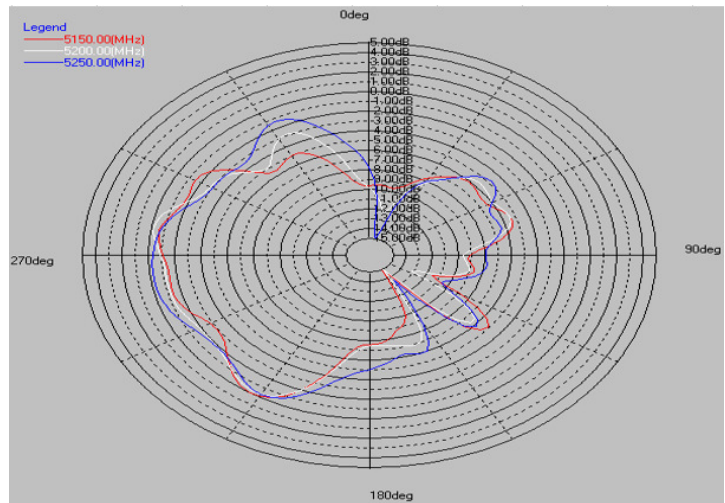
5.8 V



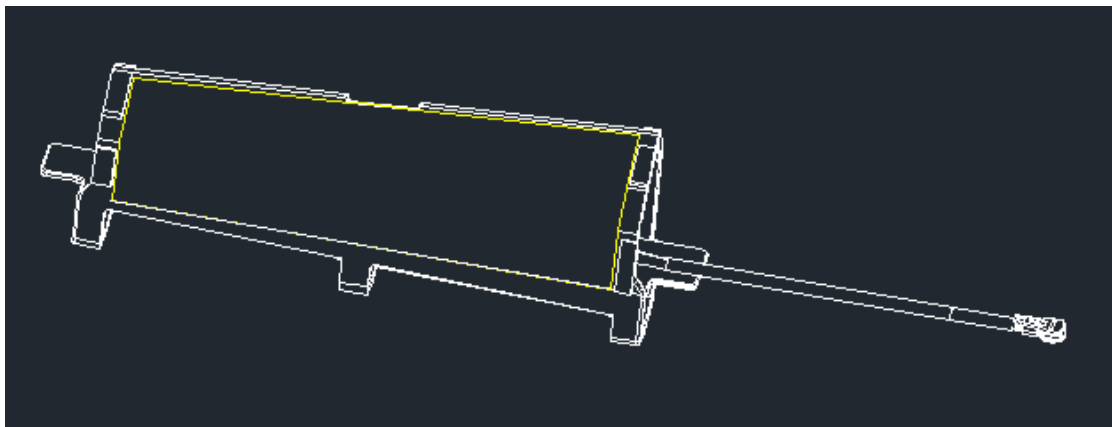
5.2 H



5.2 V



1.3 Structure drawing





5. WA233 UAV SDR LF-2 ANT5

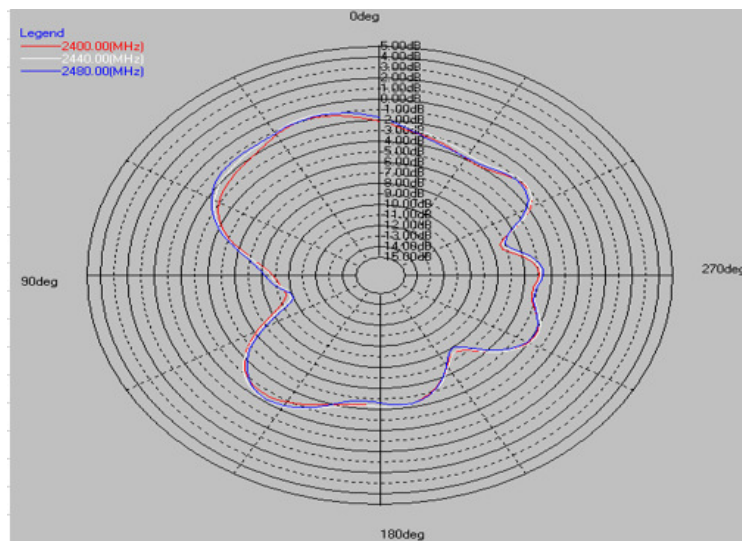
1.1 Basic Specifications

No.	Specification	Descriptions	Notes	
1	Antenna Name	WA233 UAV SDR LF-2 ANT5		
2	Brand	DJI		
3	Operation Frequency	2.4~2.483GHz; 5.15~5.25GHz; 5.725~5.85GHz		
4	Connector Type	4代 IPEX		
5	Impedance	50ohm		
6	Gain	1 dBi@2.4~2.483GHz 1 dBi@5.15~5.25GHz 2.5 dBi@5.725~5.85GHz		
7	Efficiency	$\geq 30\%$		
8	VSWR	≤ 3		
9	Polarization type	Linear		
10	3dB Beamwidth	Omnidirectional horizontal		
11	Weight			
12	Manufacturer	Kunshan Innowave Communication Technology Co., Ltd. INPAQ Technology Co., Ltd.		
13	Antenna Type	PCB		

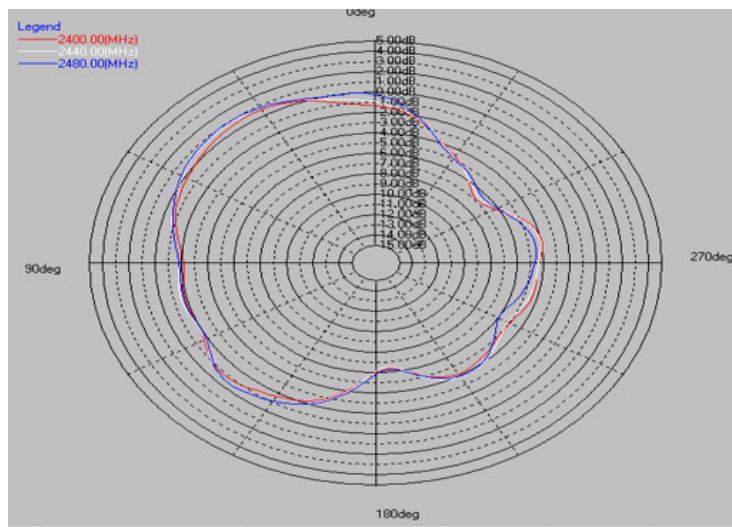
1.2 radiation pattern

Frequency	Efficiency()	E Total. dB(dB)
2400MHz	50%	0.91799
2420MHz	53%	0.92336
2440MHz	54%	0.95947
2460MHz	56%	1.01559
2480MHz	55%	0.93925
5150MHz	32%	0.821547
5200MHz	31%	0.854856
5250MHz	34%	1.019598
5725MHz	53%	2.31142
5775MHz	55%	2.51595
5800MHz	53%	2.48404
5850MHz	54%	2.42951

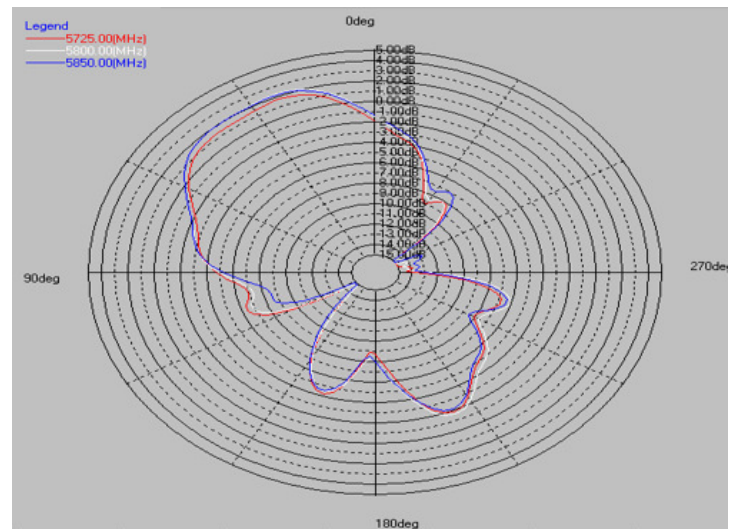
2.4 H



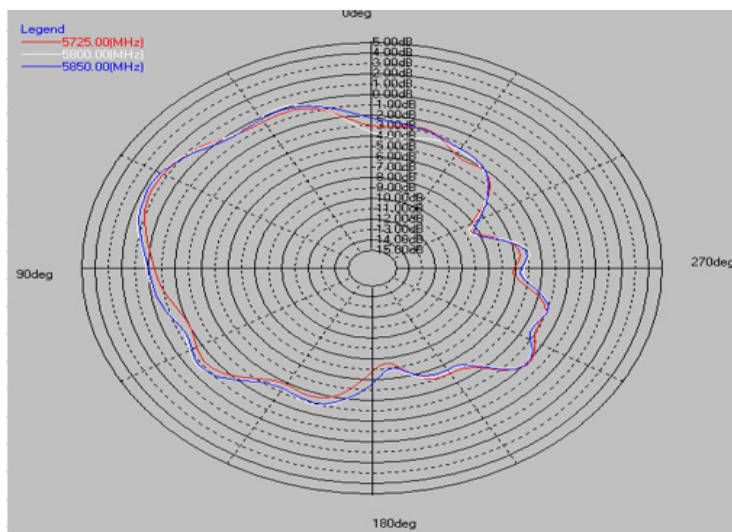
2.4 V



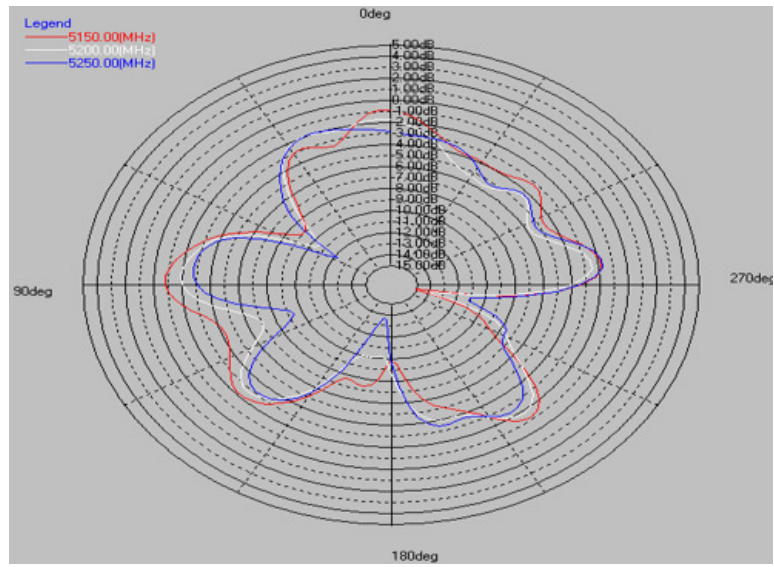
5.8 H



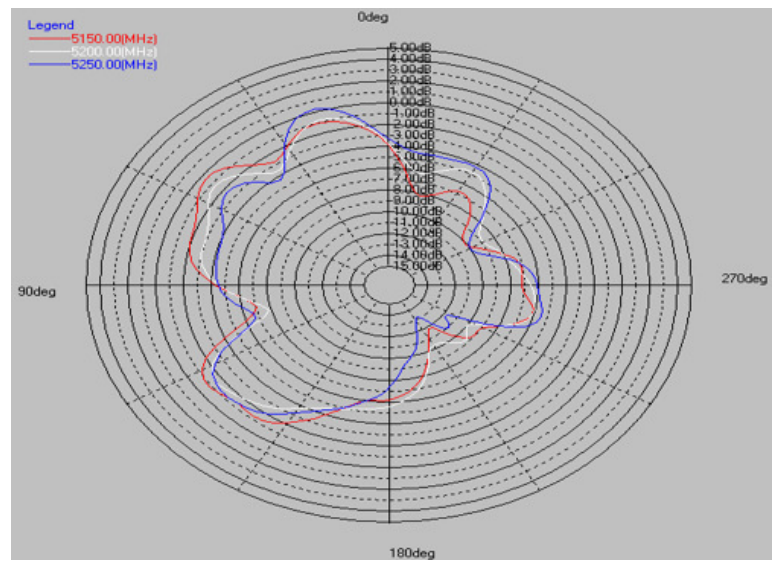
5.8 V



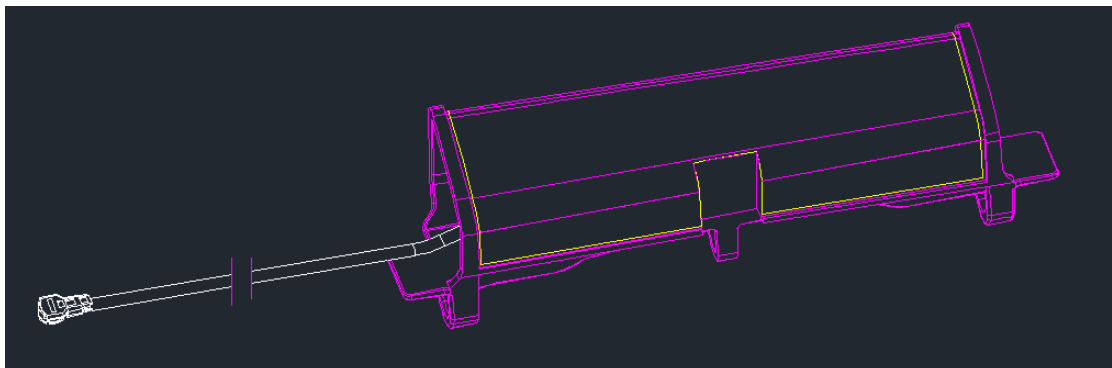
5.2 H



5.2 V



1.3 Structure drawing





6. WA233 UAV SDR RF-2 ANT4

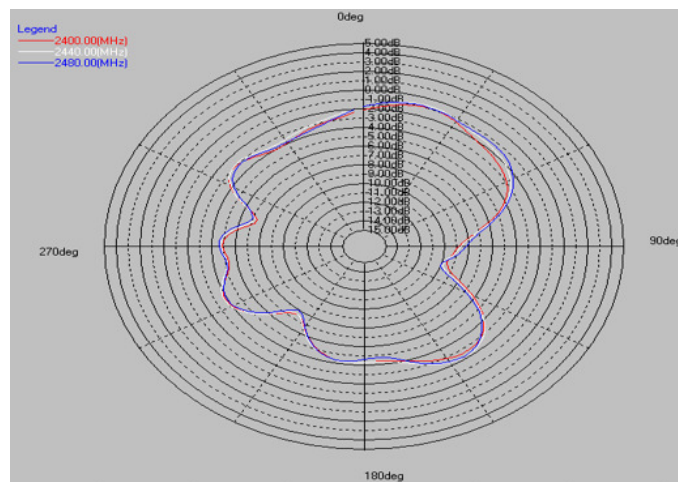
1.1 Basic Specifications

No.	Specification	Descriptions	Notes	
1	Antenna Name	WA233 UAV SDR RF-2 ANT4		
2	Brand	DJI		
3	Operation Frequency	2.4~2.483GHz; 5.15~5.25GHz; 5.725~5.85GHz		
4	Connector Type	4代 IPEX		
5	Impedance	50ohm		
6	Gain	1 dBi@2.4~2.483GHz 1 dBi@5.15~5.25GHz 2.5 dBi@5.725~5.85GHz		
7	Efficiency	$\geq 30\%$		
8	VSWR	≤ 3		
9	Polarization type	Linear		
10	3dB Beamwidth	Omnidirectional horizontal		
11	Weight			
12	Manufacturer	Kunshan Innowave Communication Technology Co., Ltd. INPAQ Technology Co., Ltd.		
13	Antenna Type	PCB		

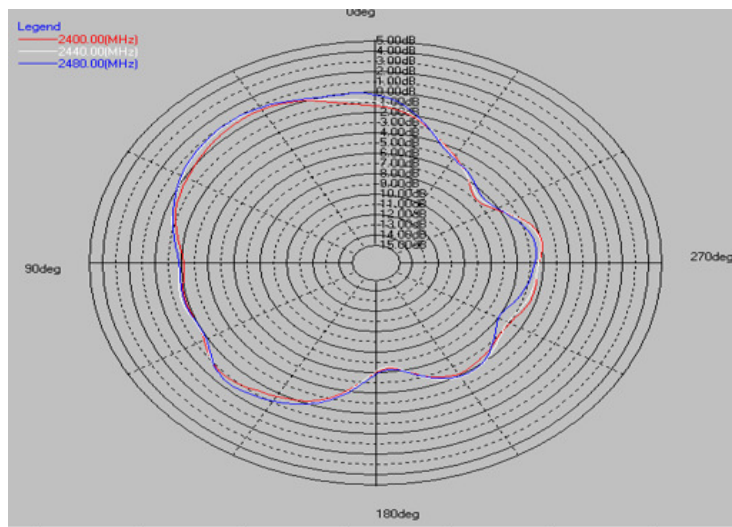
1.2 radiation pattern

Frequency	Efficiency()	E Total. dB(dB)
2400MHz	50%	0.82189
2420MHz	52%	0.92627
2440MHz	51%	0.91975
2460MHz	51%	1.04704
2480MHz	52%	0.94774
5150MHz	34%	1.02031
5200MHz	31%	0.88161
5250MHz	30%	0.89375
5725MHz	55%	2.43419
5775MHz	51%	2.50602
5800MHz	53%	2.44521
5850MHz	54%	2.41248

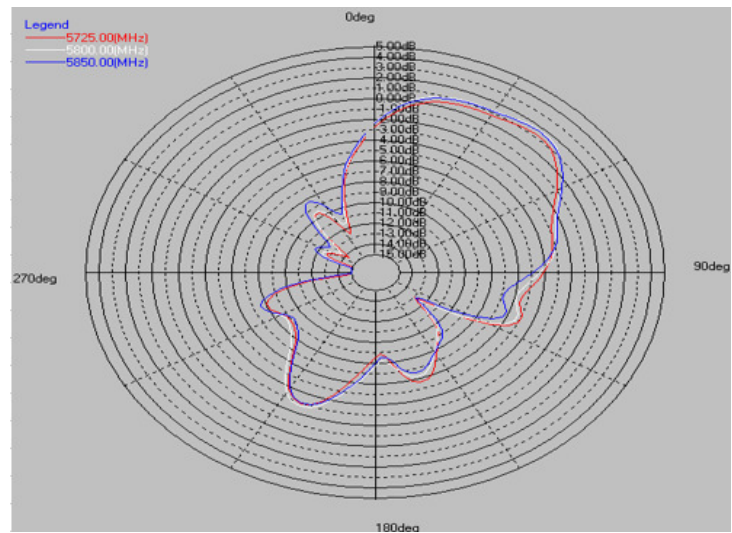
2.4 H



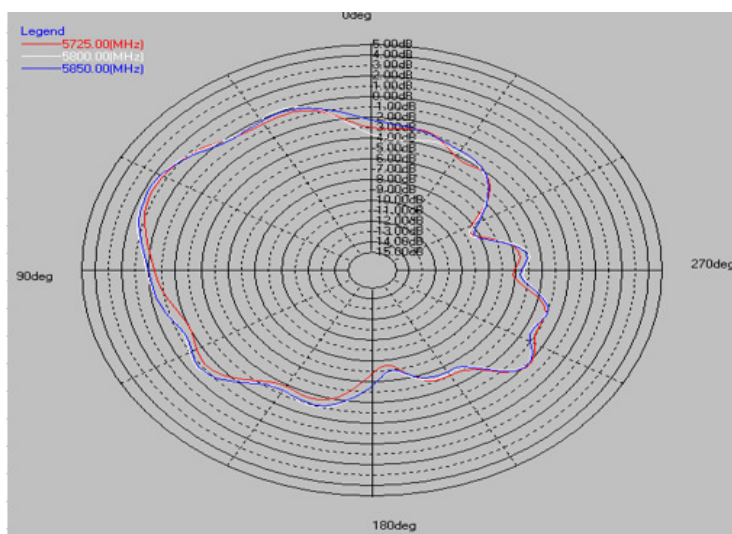
2.4 V



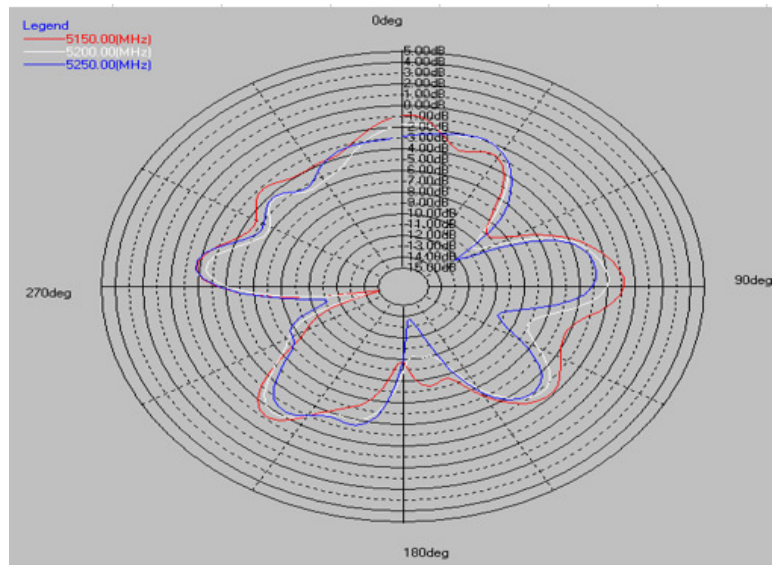
5.8 H



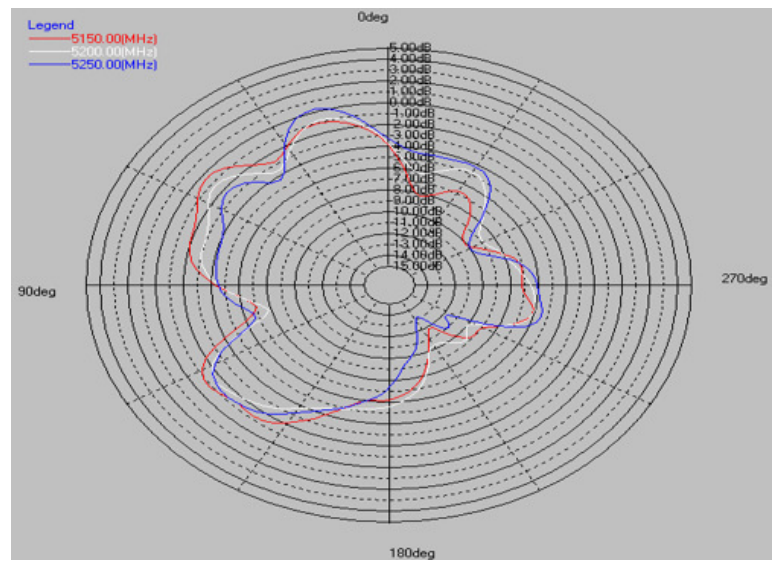
5.8 V



5.2 H



5.2 V



1.3 Structure drawing

