

APPENDIX A – TEST DATA OF CONDUCTED EMISSION

LTE Band 4

1 RF Power Output

Modulation	Carrier frequency (MHz)	UL Channel	BW	RB Size	RB Offset	Conducted power (dBm)
QPSK	1710.7	19957	1.4	1	0	23.09
				1	5	22.97
				3	2	22.03
				6	0	22.02
	1732.5	20175		1	0	23.02
				1	5	22.85
				3	2	22.17
				6	0	21.98
	1754.3	20393		1	0	23.30
				1	5	23.16
				3	2	22.35
				6	0	22.30
16QAM	1710.7	19957	1.4	1	0	22.21
				1	5	21.77
				3	2	21.04
				6	0	20.93
	1732.5	20175		1	0	22.26
				1	5	21.37
				3	2	20.99
				6	0	20.98
	1754.3	20393		1	0	21.74
				1	5	21.43
				3	2	21.46
				6	0	21.06
64QAM	1710.7	19957	1.4	1	0	21.64
				1	5	21.59
				3	2	20.99
				6	0	20.95
	1732.5	20175		1	0	21.79
				1	5	21.77
				3	2	21.07
				6	0	21.02
	1754.3	20393		1	0	21.54
				1	5	21.69
				3	2	21.35
				6	0	21.14

Modulation	Carrier frequency (MHz)	UL Channel	BW	RB Size	RB Offset	Conducted power (dBm)
QPSK	1711.5	19965	3	1	0	22.87
				1	14	22.70
				8	4	21.92
				15	0	22.11
	1732.5	20175		1	0	22.95
				1	14	22.89
				8	4	22.11
				15	0	22.17
	1753.5	20385		1	0	23.08
				1	14	23.00
				8	4	22.37
				15	0	22.18
16QAM	1711.5	19965	3	1	0	21.94
				1	14	21.82
				8	4	20.90
				15	0	21.11
	1732.5	20175		1	0	22.23
				1	14	21.42
				8	4	21.13
				15	0	20.92
	1753.5	20385		1	0	21.69
				1	14	21.63
				8	4	21.38
				15	0	21.13
64QAM	1711.5	19965	3	1	0	21.43
				1	14	21.47
				8	4	20.93
				15	0	21.15
	1732.5	20175		1	0	21.82
				1	14	21.74
				8	4	21.24
				15	0	21.00
	1753.5	20385		1	0	21.63
				1	14	21.84
				8	4	21.20
				15	0	21.08

Modulation	Carrier frequency (MHz)	UL Channel	BW	RB Size	RB Offset	Conducted power (dBm)
QPSK	1712.5	19975	5	1	0	22.92
				1	24	22.96
				12	6	21.93
				25	0	22.09
	1732.5	20175		1	0	23.13
				1	24	22.89
				12	6	22.32
				25	0	22.05
	1752.5	20375		1	0	23.27
				1	24	23.23
				12	6	22.22
				25	0	22.23
16QAM	1712.5	19975	5	1	0	22.14
				1	24	21.82
				12	6	21.00
				25	0	21.06
	1732.5	20175		1	0	22.24
				1	24	21.46
				12	6	20.91
				25	0	21.02
	1752.5	20375		1	0	21.72
				1	24	21.62
				12	6	21.28
				25	0	21.03
64QAM	1712.5	19975	5	1	0	21.64
				1	24	21.56
				12	6	20.84
				25	0	21.14
	1732.5	20175		1	0	21.79
				1	24	21.55
				12	6	21.03
				25	0	20.91
	1752.5	20375		1	0	21.49
				1	24	21.76
				12	6	21.42
				25	0	21.28

Modulation	Carrier frequency (MHz)	UL Channel	BW	RB Size	RB Offset	Conducted power (dBm)
QPSK	1715	20000	10	1	0	22.89
				1	49	22.91
				24	12	21.88
				50	0	22.12
	1732.5	20175		1	0	22.98
				1	49	23.12
				24	12	22.22
				50	0	21.97
	1750	20350		1	0	23.21
				1	49	23.02
				24	12	22.41
				50	0	22.32
16QAM	1715	20000	10	1	0	21.94
				1	49	21.91
				24	12	21.03
				50	0	20.95
	1732.5	20175		1	0	22.38
				1	49	21.58
				24	12	21.04
				50	0	21.07
	1750	20350		1	0	21.58
				1	49	21.46
				24	12	21.42
				50	0	21.06
64QAM	1715	20000	10	1	0	21.66
				1	49	21.66
				24	12	20.91
				50	0	21.13
	1732.5	20175		1	0	21.68
				1	49	21.52
				24	12	21.23
				50	0	21.10
	1750	20350		1	0	21.69
				1	49	21.70
				24	12	21.24
				50	0	21.32

Modulation	Carrier frequency (MHz)	UL Channel	BW	RB Size	RB Offset	Conducted power (dBm)
QPSK	1717.5	20025	15	1	0	23.00
				1	74	22.87
				40	18	21.99
				75	0	22.04
	1732.5	20175		1	0	23.14
				1	74	22.86
				40	18	22.11
				75	0	22.07
	1747.5	20325		1	0	23.11
				1	74	23.19
				40	18	22.38
				75	0	22.13
16QAM	1717.5	20025	15	1	0	22.13
				1	74	21.89
				40	18	21.01
				75	0	20.93
	1732.5	20175		1	0	22.41
				1	74	21.44
				40	18	21.12
				75	0	20.98
	1747.5	20325		1	0	21.79
				1	74	21.60
				40	18	21.26
				75	0	21.09
64QAM	1717.5	20025	15	1	0	21.66
				1	74	21.62
				40	18	21.05
				75	0	21.06
	1732.5	20175		1	0	21.79
				1	74	21.57
				40	18	21.27
				75	0	21.11
	1747.5	20325		1	0	21.75
				1	74	21.73
				40	18	21.44
				75	0	21.30

Modulation	Carrier frequency (MHz)	UL Channel	BW	RB Size	RB Offset	Conducted power (dBm)
QPSK	1720	20050	20	1	0	23.24
				1	99	23.08
				50	25	22.25
				100	0	22.23
	1732.5	20175		1	0	23.30
				1	99	23.23
				50	25	22.43
				100	0	22.29
	1745	20300		1	0	23.42
				1	99	23.34
				50	25	22.59
				100	0	22.51
16QAM	1720	20050	1	0	22.32	
			1	99	22.06	
			50	25	21.15	
			100	0	21.24	
	1732.5	20175	1	0	22.57	
			1	99	21.70	
			50	25	21.28	
			100	0	21.26	
	1745	20300	1	0	21.90	
			1	99	21.77	
			50	25	21.57	
			100	0	21.37	
64QAM	1720	20050	1	0	21.82	
			1	99	21.83	
			50	25	21.16	
			100	0	21.27	
	1732.5	20175	1	0	22.00	
			1	99	21.91	
			50	25	21.40	
			100	0	21.25	
	1745	20300	1	0	21.86	
			1	99	21.97	
			50	25	21.56	
			100	0	21.46	

2 Occupied Bandwidth

Test result

Band	Carrier frequency (MHz)	Channel	BW (MHz)	RB Size	RB Offset	Bandwidth of 99% Power (MHz)					
						QPSK		16-QAM		64-QAM	
4	1710.7	19957	1.4	6	0	1.0781	Fig.1	1.0779	Fig.2	1.0743	Fig.3
	1732.5	20175		6	0	1.0762	Fig.4	1.0798	Fig.5	1.0760	Fig.6
	1754.3	20393		6	0	1.0760	Fig.7	1.0777	Fig.8	1.0780	Fig.9
	1711.5	19965	3	15	0	2.6734	Fig.10	2.6887	Fig.11	2.6950	Fig.12
	1732.5	20175		15	0	2.6736	Fig.13	2.6695	Fig.14	2.6750	Fig.15
	1753.5	20385		15	0	2.6893	Fig.16	2.6878	Fig.17	2.6874	Fig.18
	1712.5	19975	5	25	0	4.4813	Fig.19	4.4620	Fig.20	4.4627	Fig.21
	1732.5	20175		25	0	4.4619	Fig.22	4.4557	Fig.23	4.4673	Fig.24
	1752.5	20375		25	0	4.4644	Fig.25	4.4648	Fig.26	4.4557	Fig.27
	1715	20000	10	50	0	8.8954	Fig.28	8.8906	Fig.29	8.9132	Fig.30
	1732.5	20175		50	0	8.9070	Fig.31	8.8933	Fig.32	8.9191	Fig.33
	1750	20350		50	0	8.8946	Fig.34	8.8863	Fig.35	8.8964	Fig.36
	1717.5	20025	15	75	0	13.358	Fig.37	13.372	Fig.38	13.346	Fig.39
	1732.5	20175		75	0	13.338	Fig.40	13.380	Fig.41	13.374	Fig.42
	1747.5	20325		75	0	13.325	Fig.43	13.333	Fig.44	13.350	Fig.45
	1720	20050	20	100	0	17.804	Fig.46	17.773	Fig.47	17.828	Fig.48
1732.5	20175	100		0	17.797	Fig.49	17.789	Fig.50	17.795	Fig.51	
1745	20300	100		0	17.754	Fig.52	17.763	Fig.53	17.821	Fig.54	

Band	Carrier frequency (MHz)	Channel	BW (MHz)	RB Size	RB Offset	Bandwidth of -26dB transmitter power (MHz)					
						QPSK		16-QAM		64-QAM	
4	1710.7	19957	1.4	6	0	1.249	Fig.1	1.264	Fig.2	1.233	Fig.3
	1732.5	20175		6	0	1.248	Fig.4	1.239	Fig.5	1.263	Fig.6
	1754.3	20393		6	0	1.269	Fig.7	1.227	Fig.8	1.210	Fig.9
	1711.5	19965	3	15	0	2.937	Fig.10	2.851	Fig.11	2.836	Fig.12
	1732.5	20175		15	0	2.913	Fig.13	2.888	Fig.14	2.897	Fig.15
	1753.5	20385		15	0	2.840	Fig.16	2.879	Fig.17	2.894	Fig.18
	1712.5	19975	5	25	0	4.742	Fig.19	4.770	Fig.20	4.722	Fig.21
	1732.5	20175		25	0	4.758	Fig.22	4.701	Fig.23	4.701	Fig.24
	1752.5	20375		25	0	4.800	Fig.25	4.770	Fig.26	4.727	Fig.27
	1715	20000	10	50	0	9.381	Fig.28	9.438	Fig.29	9.301	Fig.30
	1732.5	20175		50	0	9.450	Fig.31	9.306	Fig.32	9.376	Fig.33
	1750	20350		50	0	9.345	Fig.34	9.424	Fig.35	9.388	Fig.36
	1717.5	20025	15	75	0	13.98	Fig.37	13.98	Fig.38	13.89	Fig.39
	1732.5	20175		75	0	14.05	Fig.40	13.93	Fig.41	13.98	Fig.42
	1747.5	20325		75	0	13.91	Fig.43	13.96	Fig.44	13.93	Fig.45
	1720	20050	20	100	0	18.63	Fig.46	18.54	Fig.47	18.56	Fig.48
1732.5	20175	100		0	18.53	Fig.49	18.54	Fig.50	18.55	Fig.51	
1745	20300	100		0	18.53	Fig.52	18.53	Fig.53	18.58	Fig.54	

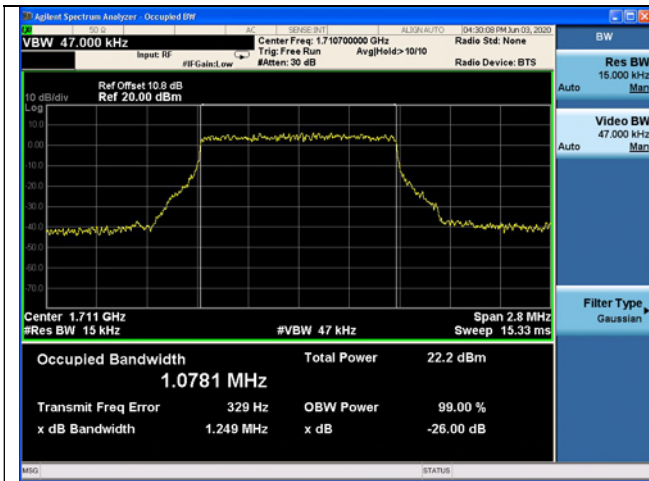


Fig.1

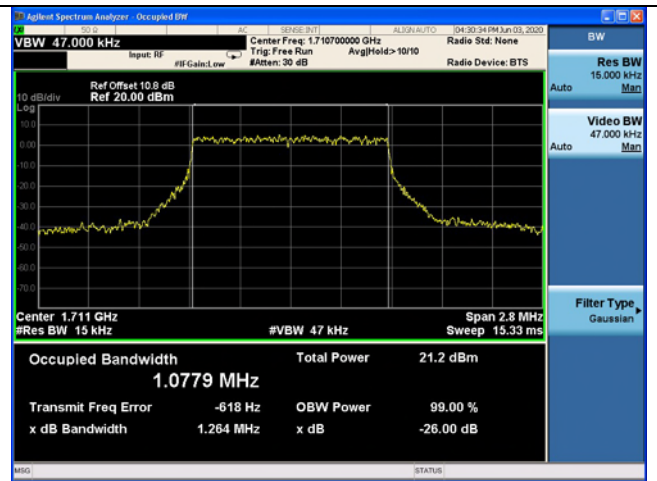


Fig.2

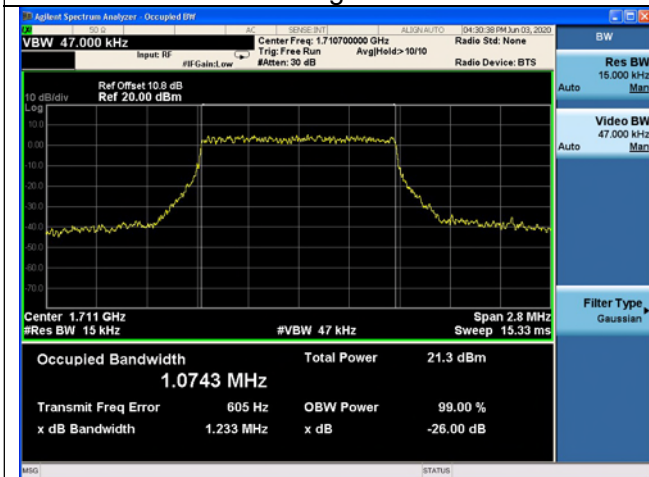


Fig.3

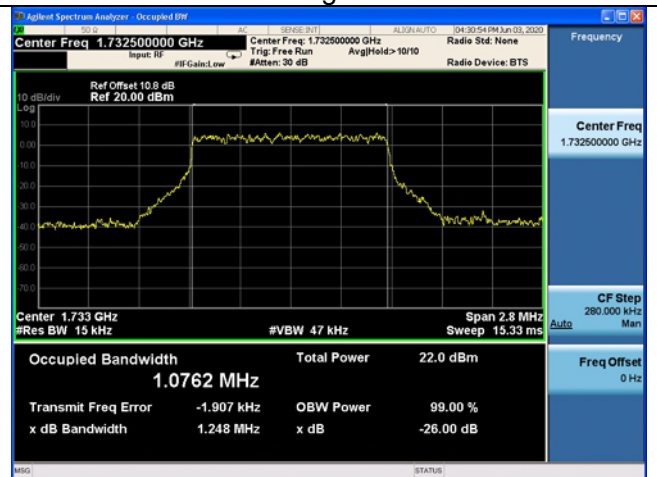


Fig.4

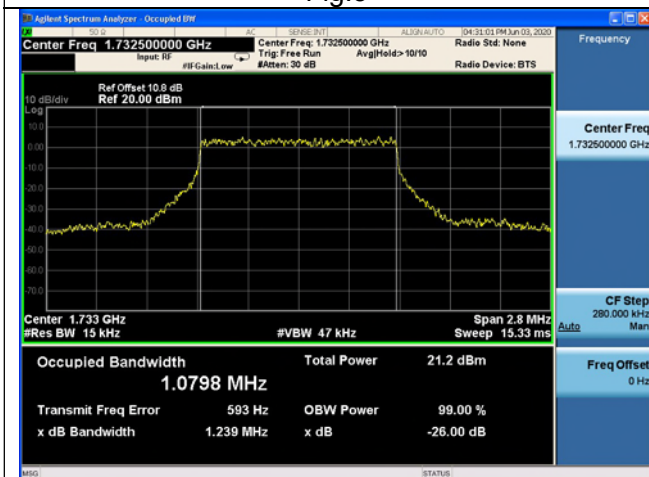


Fig.5

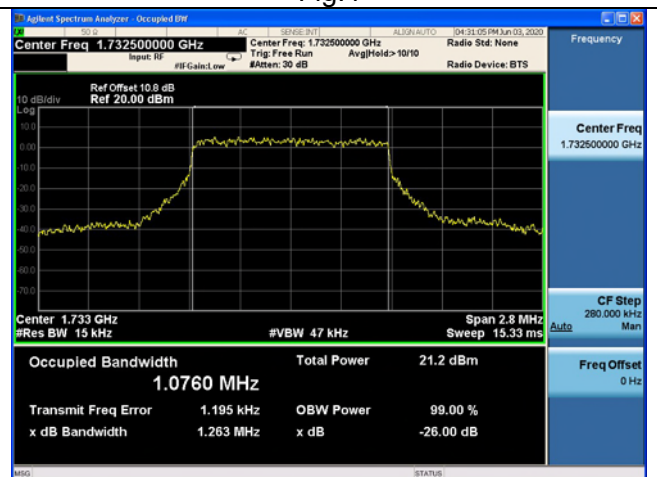


Fig.6

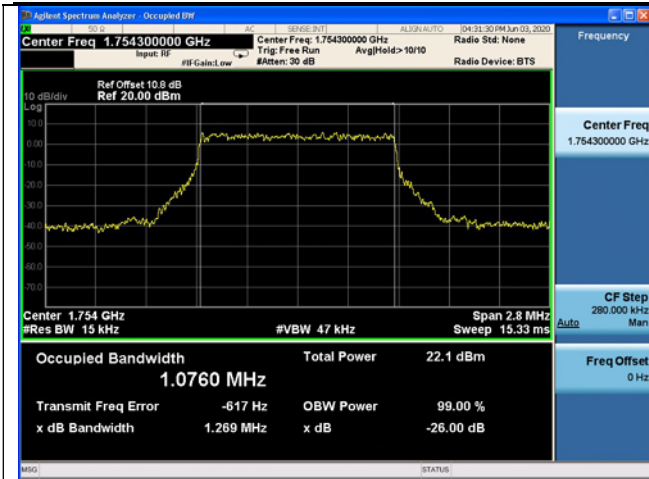


Fig.7

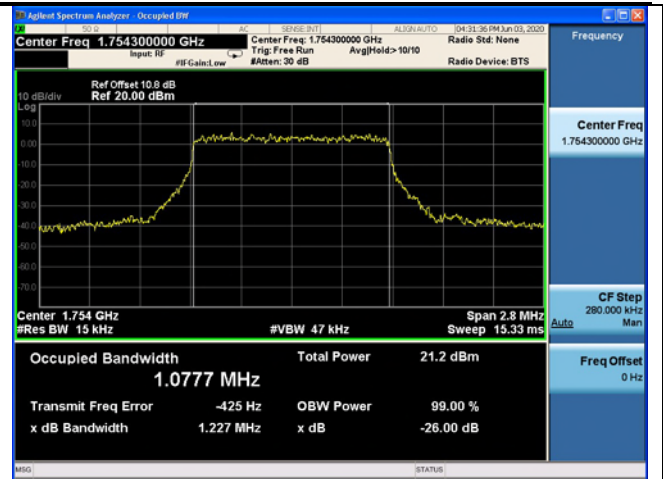


Fig.8

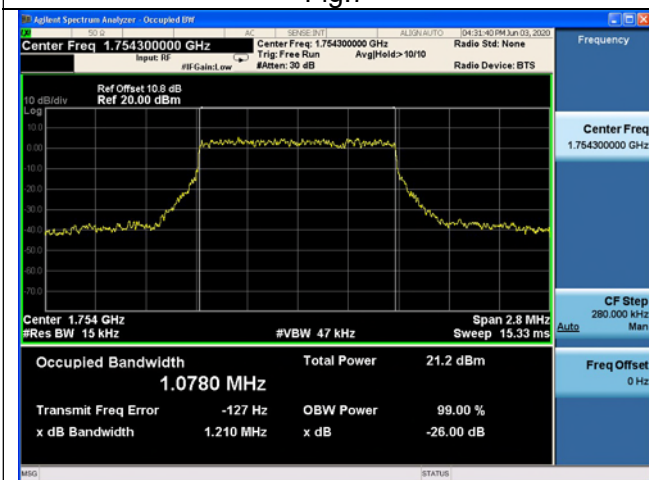


Fig.9

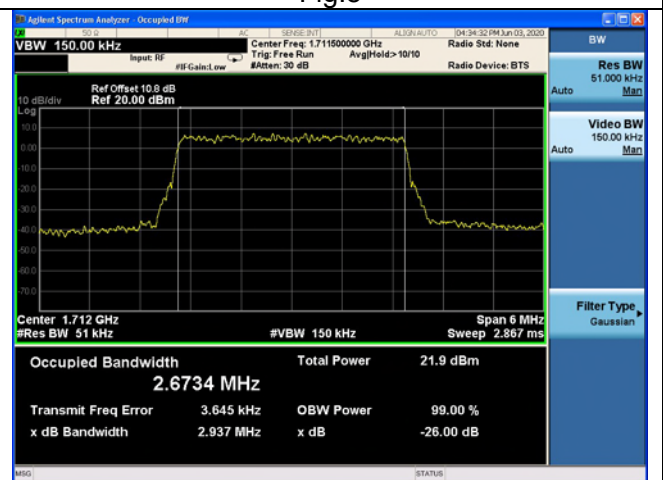


Fig.10

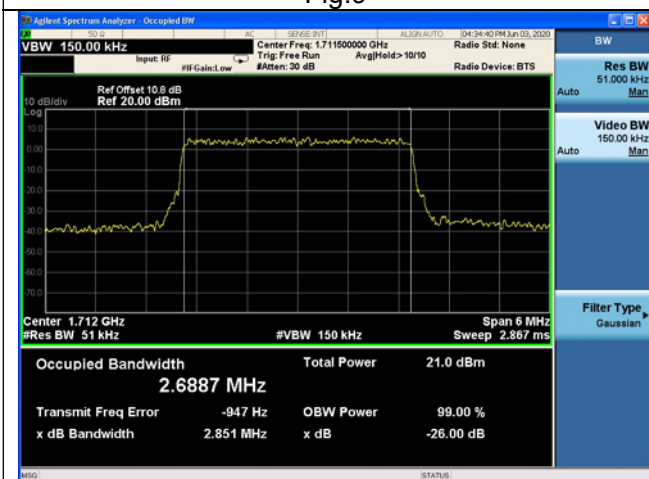


Fig.11

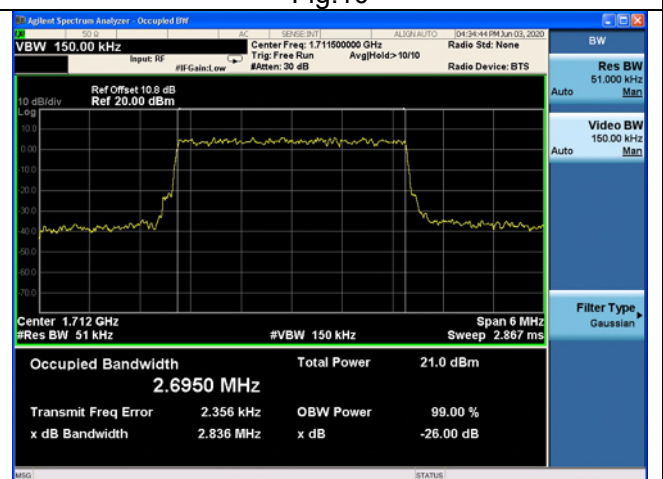


Fig.12

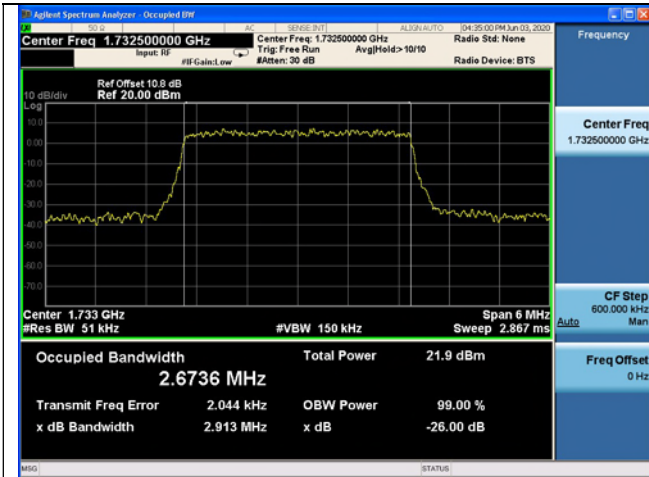


Fig.13

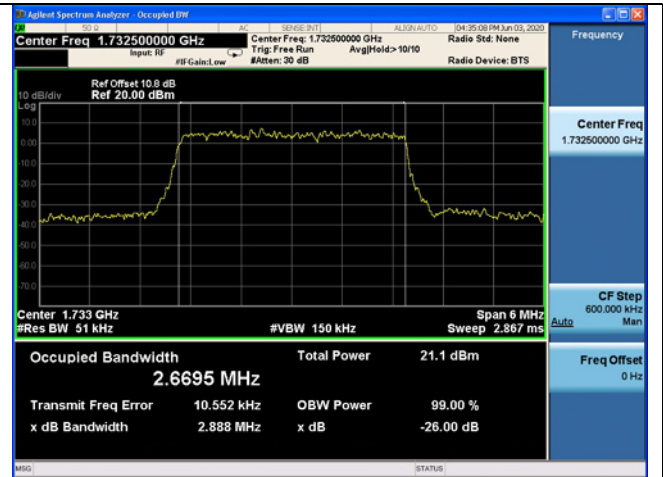


Fig.14

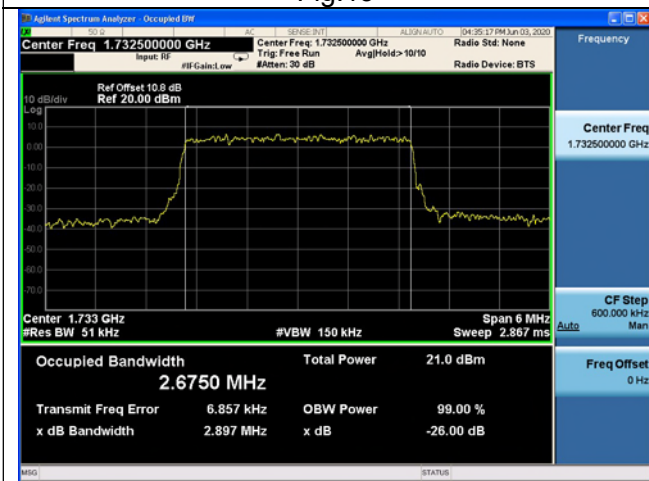


Fig.15

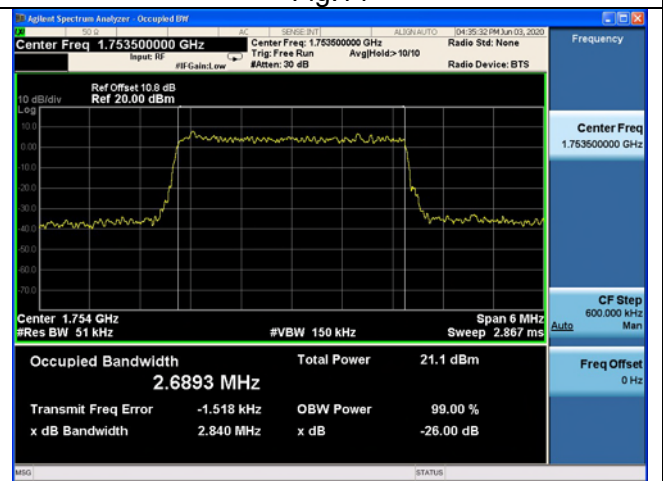


Fig.16

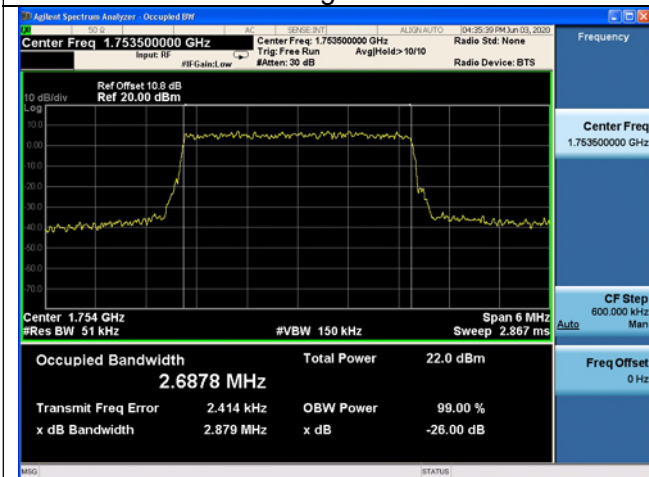


Fig.17

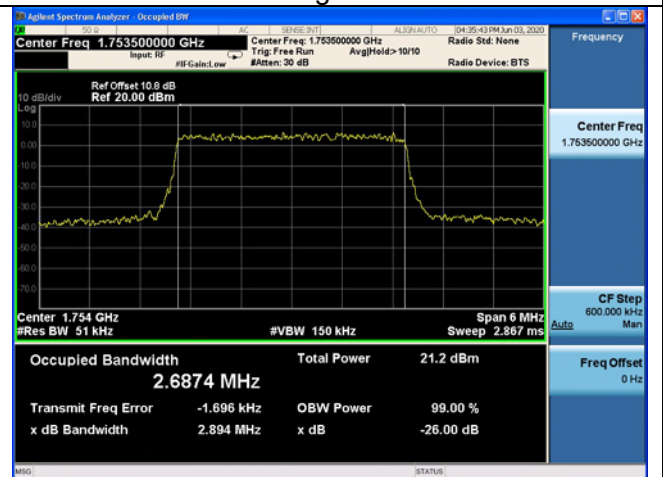


Fig.18

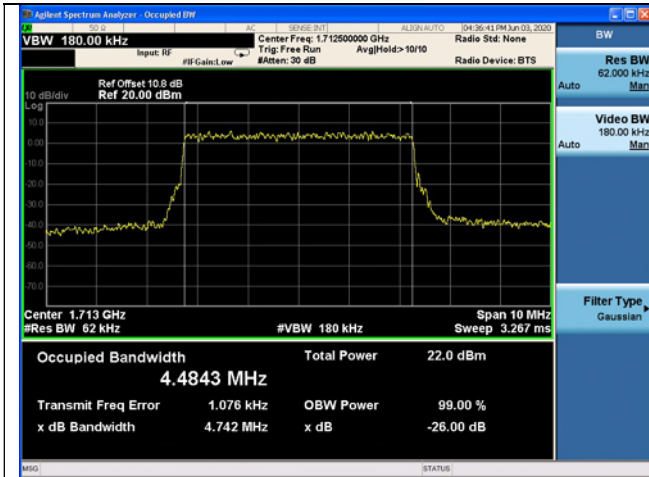


Fig.19

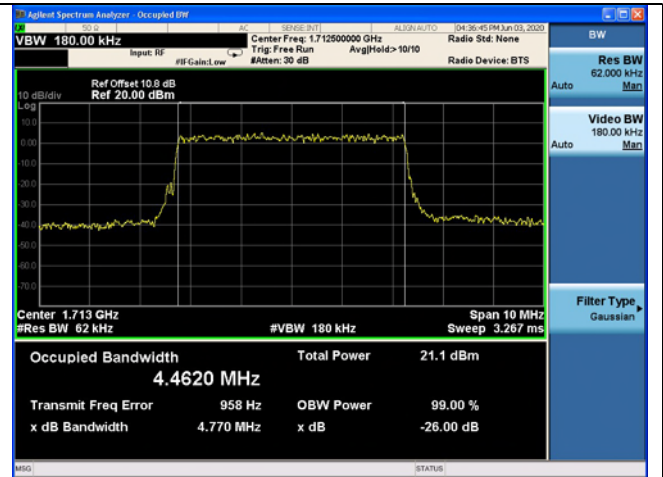


Fig.20

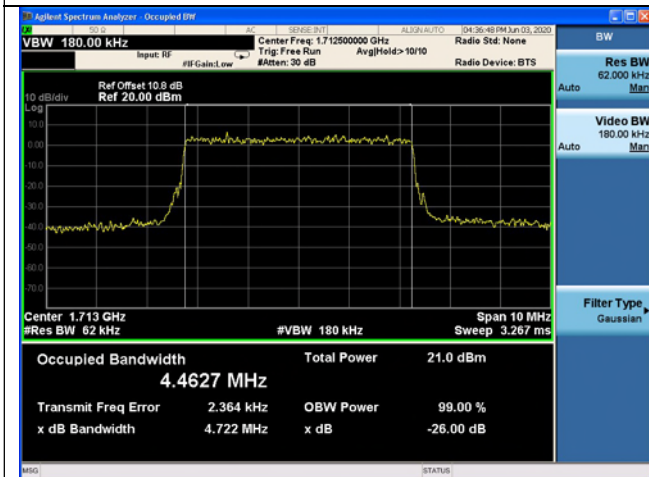


Fig.21

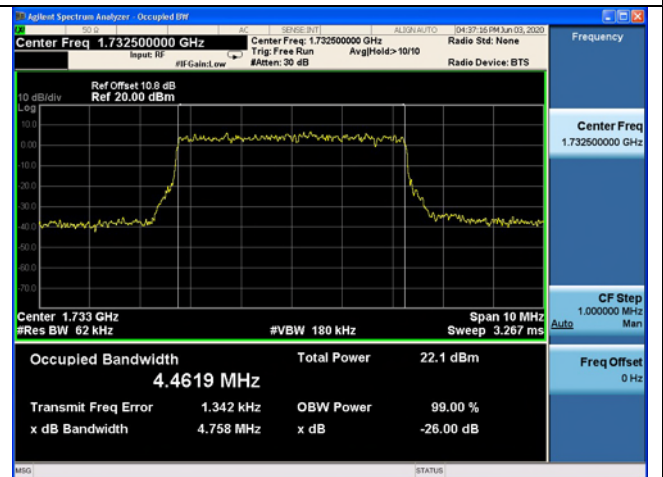


Fig.22

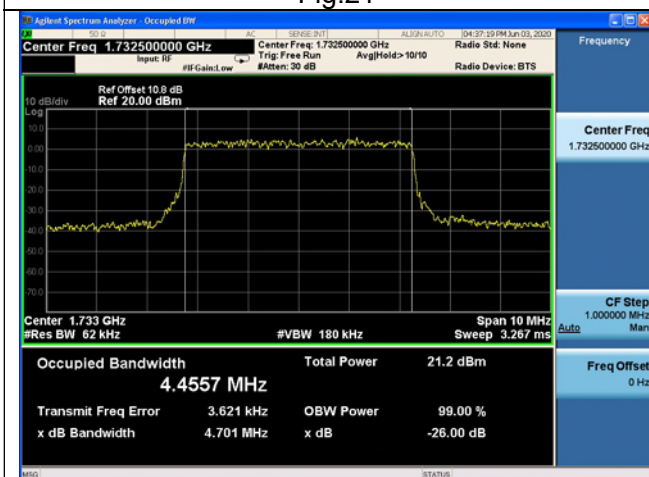


Fig.23

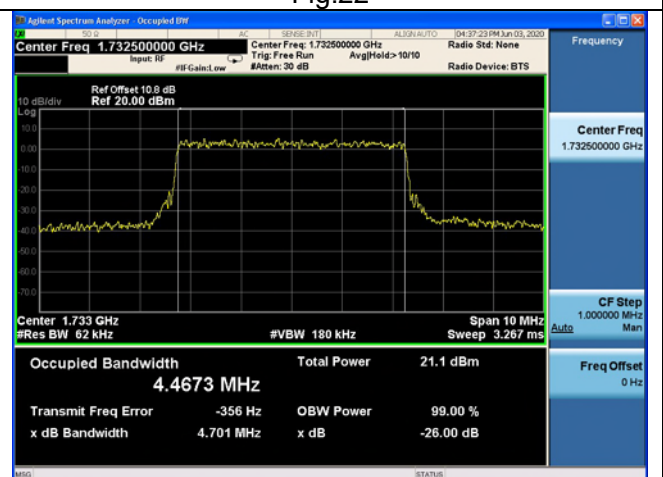


Fig.24

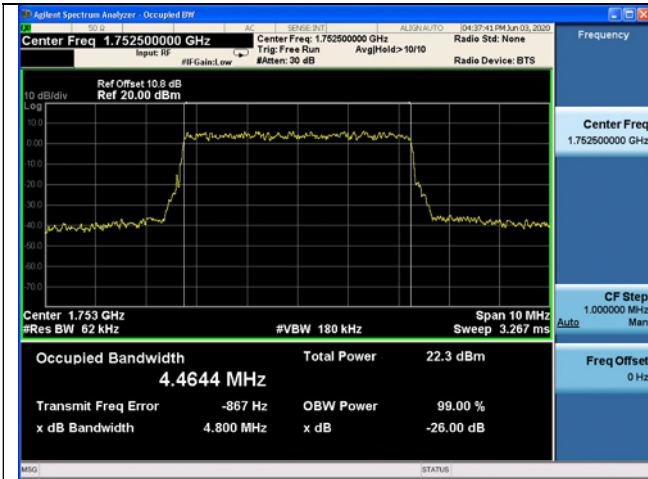


Fig.25



Fig.26

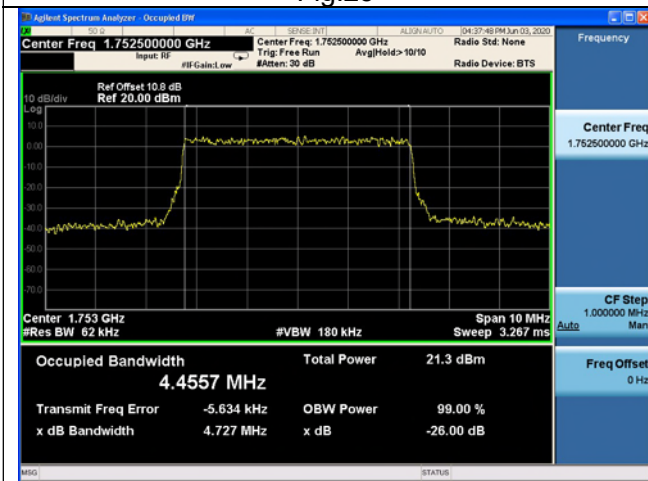


Fig.27



Fig.28

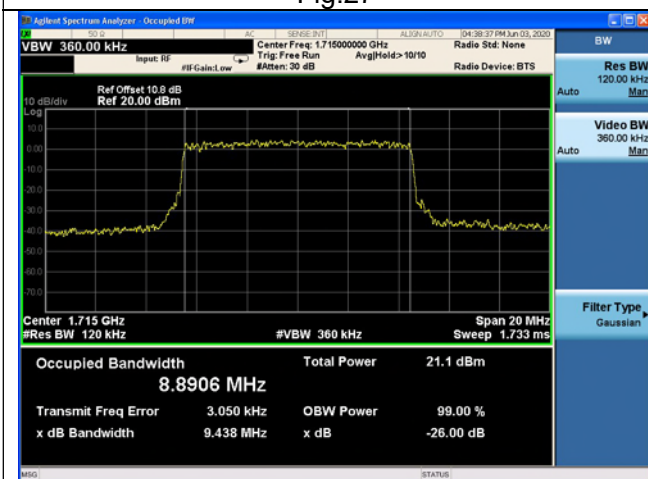


Fig.29

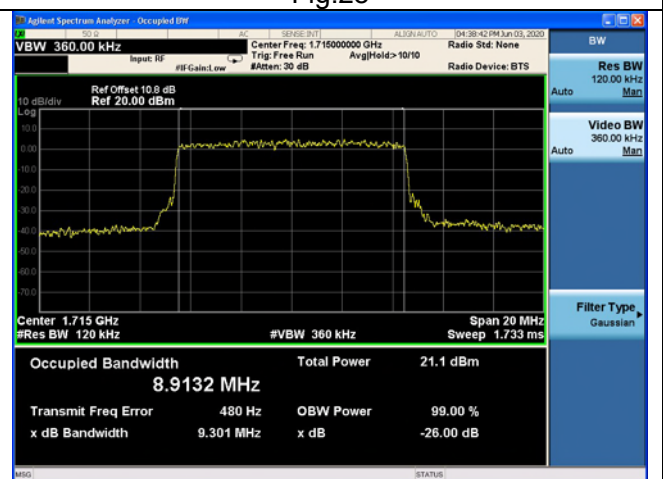


Fig.30

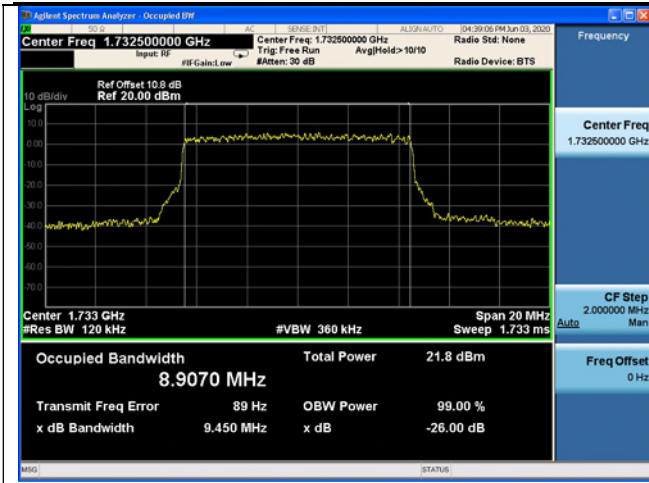


Fig.31



Fig.32

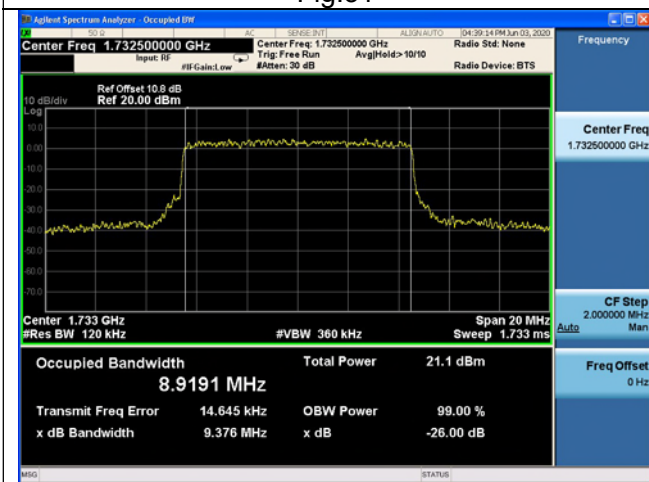


Fig.33

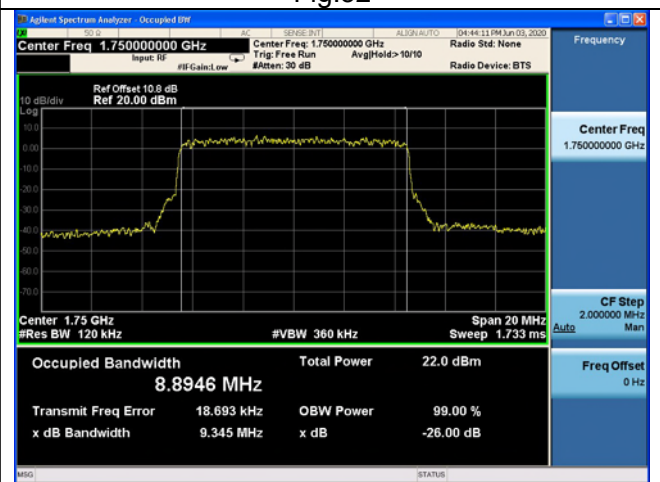


Fig.34



Fig.35



Fig.36

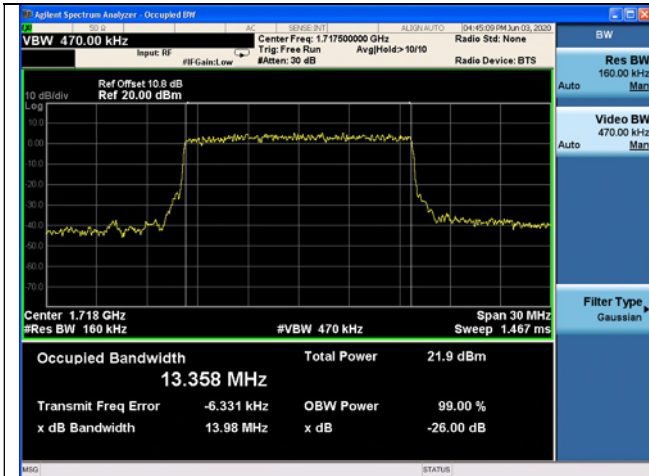


Fig.37

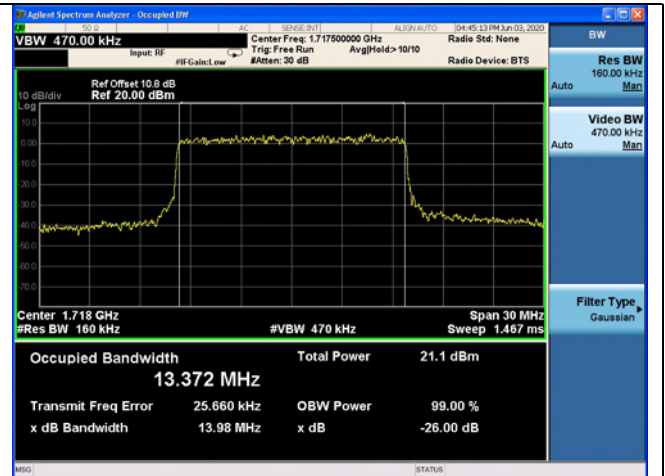


Fig.38

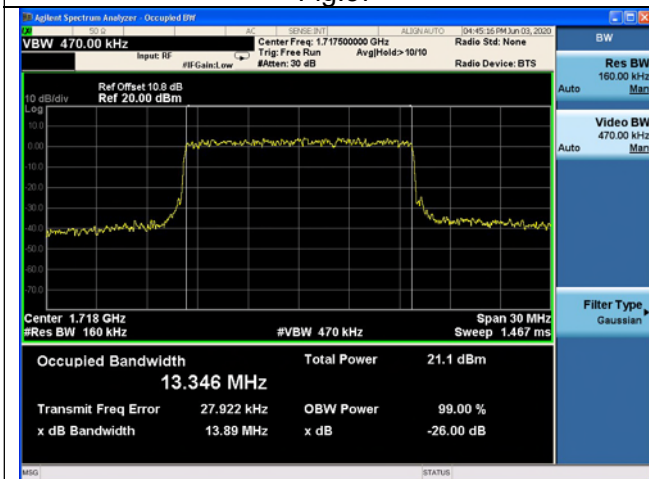


Fig.39

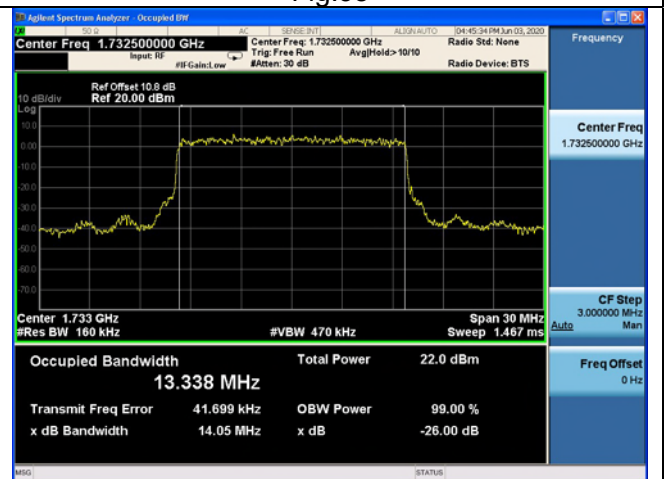


Fig.40

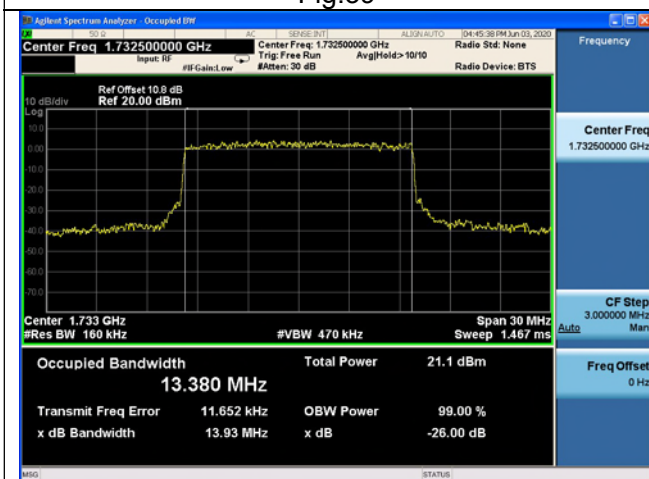


Fig.41

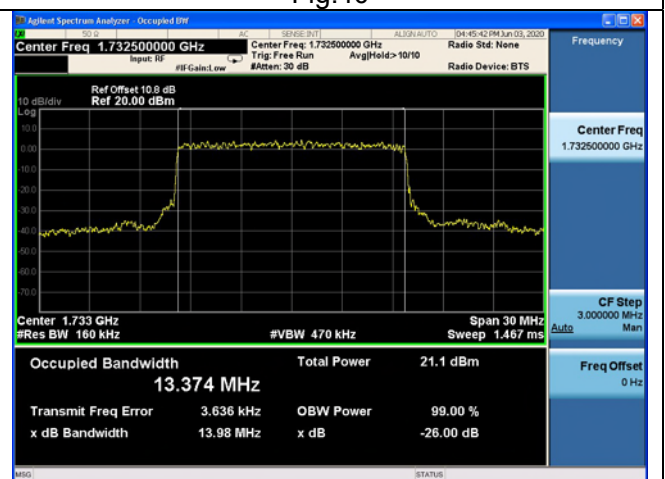


Fig.42