

ZW20

User Guide

LEGAL INFORMATION

Thank you for choosing this ZTE mobile device. In order to keep your device in its best condition, please read this manual and keep it for future reference.

Copyright

Copyright © 2019 ZTE CORPORATION

All rights reserved.

No part of this publication may be quoted, reproduced, translated or used in any form or by any means, electronic or mechanical, including photocopying and microfilm, without the prior written permission of ZTE Corporation.

Notice

ZTE Corporation reserves the right to make modifications on print errors or update specifications in this guide without prior notice. This manual has been designed with the utmost care to ensure the accuracy of its content. However, all statements, information, and recommendations contained therein do not constitute a warranty of any kind, either expressed or implied. Please refer to [*For Your Safety*](#) to be sure to use your phone properly and safely. We offer self-service for our smart terminal device users. Please visit the ZTE official website (at <http://www.ztedevices.com/>) for more information on self-service and supported product models. Information on the website takes precedence.

Disclaimer

ZTE Corporation expressly disclaims any liability for faults and damages caused by unauthorized modifications of the software.

Images and screenshots used in this manual may differ from the actual product. Content in this manual may differ from the actual product or software.

Trademarks

ZTE and the ZTE logos are trademarks of ZTE Corporation.

Other trademarks and trade names are those of their respective owners.

Version No.: R1.0

Edition Time: November 18, 2019

About your watch



Setting up your watch

Charging your watch

Before turning on your watch, charge it fully.

1. Align the gold pins on the charging dock with the gold charging contacts on the back of the watch.
2. Plug the other end of the cord into the charging adapter and plug the adapter into an electrical outlet.

WARNING!

Only use approved chargers with your device. Use of incompatible chargers or tampering with the charger port could damage your device and void the warranty.


Preparing your watch


Download the GizmoHub app from the Google Play Store or the Apple App Store.

The GizmoHub app lets you set up, call, message, find, and control your child's watch.

Turning your watch on and off

To turn your watch on, press and hold the **Power** button until the screen lights up.

To turn it off, press and hold the **Power** button until you see “Do you want to turn off?” on the screen. Then touch  to turn off your watch.





Setting up your watch

Follow the instructions in the GizmoHub app and on your watch to complete setup.


Using your watch

Adjusting the volume


Swipe to the right from the watch face to the Settings screen.


Touch  to go to the Volume screen. Then drag the  to adjust the volume.




You can also touch  to turn off the sound or turn it back on.

Making a call

1. From the watch face, swipe left to the Contacts list. Then touch the contact you want to call.
2. Touch  to make a call.





To end the call, touch .

NOTE:


Your watch can only make and receive calls from phone numbers on the Contacts list. You can manage the contacts in the GizmoHub app on your phone.

Receiving a call

When someone calls the watch, it will ring and the caller name will be shown on the screen.

- Touch  to answer the call.
- Touch  to reject or end the call.




- To adjust the volume during the call, touch .





NOTE:

Making and receiving calls and messages require a network connection.

Sending a message



1. From the watch face, swipe left to the Contacts list. Then touch the contact you want to message.



2. Touch  to create a new message. Then:
 - ▶ To choose from a list of pre-written messages, touch .
 - ▶ To choose an emoji, touch .
 - ▶ To create a voice message, touch .



Receiving a message











When the watch receives a new message, it will appear on the screen. Touch  to reply or  to close the message.








NOTE:

The watch can only exchange messages with contacts whose permission is Guardian, Caregiver, or GizmoBuddy. You can manage contact permissions with the GizmoHub app.

For Your Safety

	Don't use while walking or running. Pay attention to the traffic.
	Don't use at gas stations.
	Your device may produce a bright or flashing light.
	Don't dispose of your device in fire.
	Your device can produce a loud sound.
	To prevent possible hearing damage, do not listen at high volume levels for long periods. Exercise caution when holding the device near your ear.
	Avoid contact with anything magnetic.
	Avoid extreme temperatures.
	Keep away from pacemakers and other electronic medical devices.
	Avoid contact with liquids. Keep your device dry.

	Turn off when asked to in hospitals and medical facilities.
	Don't take your device apart.
	Turn off when told to in aircraft and airports.
	Only use approved accessories.
	Turn off when near explosive materials or liquids.

FCC RF Exposure Information (SAR)

This device is designed and manufactured not to exceed the emission limits for exposure to radio frequency (RF) energy set by the Federal Communications Commission of the United States.

The exposure standard for wireless devices employs a unit of measurement known as the Specific Absorption Rate, or SAR. The SAR limit set by the FCC is 1.6W/kg for 1g SAR and 4.0W/kg for 10g SAR.

The FCC has granted an Equipment Authorization for this model device with all reported SAR levels evaluated as in compliance with the FCC RF exposure guidelines. SAR information on this

model device is on file with the FCC and can be found under the Display Grant section of www.fcc.gov/oet/ea/fccid after searching on

FCC ID: SRQ-ZW20.

For this device, the highest reported mouth SAR value is 0.44W/kg and the highest wrist-worn SAR value is 0.90W/kg.

This device has been tested and meets RF exposure guidelines when used with an accessory that contains no metal and that positions the mobile device a minimum of 0.0 cm from the extremity.

FCC Regulations

This device complies with part 15 of the FCC Rules. Operation is subject to the following two conditions: (1) This device may not cause harmful interference, and (2) this device must accept any interference received, including interference that may cause undesired operation.

This device has been tested and found to comply with the limits for a Class B digital device, pursuant to Part 15 of the FCC Rules. These limits are designed to provide reasonable protection against harmful interference in a residential installation. This equipment generates, uses and can radiated radio frequency energy and, if not installed and used in accordance with the instructions, may cause harmful interference to radio

communications. However, there is no guarantee that interference will not occur in a particular installation. If this equipment does cause harmful interference to radio or television reception, which can be determined by turning the equipment off and on, the user is encouraged to try to correct the interference by one or more of the following measures:

- Reorient or relocate the receiving antenna.
- Increase the separation between the equipment and receiver.
- Connect the equipment into an outlet on a circuit different from that to which the receiver is connected.
- Consult the dealer or an experienced radio/TV technician for help.

CAUTION: Changes or modifications not expressly approved by the party responsible for compliance could void the user's authority to operate the equipment.

CTIA Requirements

- Do not disassemble or crush, bend or deform, puncture or shred the battery.
- Do not modify or remanufacture, attempt to insert foreign objects into the battery, immerse or expose to water or other liquids, expose to fire, explosion or other hazards.

- Only use the battery for the device for which it is specified.
- Only use the battery with a charging system that has been qualified with the system per CTIA Certification Requirements for Battery System Compliance to IEEE 1725. Use of an unqualified battery or charger may present a risk of fire, explosion, leakage, or other hazards.
- Do not short-circuit a battery or allow metallic conductive objects to contact battery terminals.
- Replace the battery only with another battery that has been qualified with the system per this standard, IEEE-Std-1725. Use of an unqualified battery may present a risk of fire, explosion, leakage or other hazards. Only authorized service providers shall replace the battery (if the battery is not user-replaceable.)
- Promptly dispose of used batteries in accordance with local regulations.
- Battery usage by children should be supervised.
- Avoid dropping the device or battery. If the device or battery is dropped, especially on a hard surface, and the user suspects damage, take it to a service center for inspection.
- Improper battery use may result in a fire, explosion or other hazards.
- The device shall only be connected to CTIA certified

adapters, products that bear the USB-IF logo or products that have completed the USB-IF compliance program.

Distraction While Walking

Full attention must be given to traffic at all times when walking or running in order to reduce the risk of an accident. Please observe relevant provisions on prohibitions or restrictions on the use of mobile phones.

Product Handling

General Statement on Handling and Use

You alone are responsible for how you use your device and any consequences of its use.

- Always treat your device and its accessories with care and keep them in a clean place.
- Keep the screen clean. An unclean screen may slow down the device's reaction to your operations.
- Clean the device and its accessories with a soft material such as a microfiber cleaning cloth. Do not use alcohol or other corrosive substances for cleaning or allow them to get inside.
- Do not expose your device or its accessories to open flames

or lit tobacco products.

- Do not expose your device or its accessories to liquid, moisture or high humidity.
- Do not drop, throw or try to bend your device or its accessories.
- Do not use harsh chemicals, cleaning solvents, or aerosols to clean the device or its accessories.
- Do not paint your device or its accessories.
- Do not attempt to disassemble your device or its accessories. Only authorized personnel can do so.
- Do not place your device inside or near heating equipment or high-pressure containers, such as water heaters, microwave ovens, or hot cooking utensils. Otherwise, your device may be damaged.
- Please check local regulations for disposal of electronic products.
- Do not wrap your device, charging cable or adapter in quilts or other packages during use or charging. Poor ventilation may cause heat build-up and damage internal components or cause fire.
- Do not wear or play with the device while it is being charged.
- Do not use conductive foreign objects (such as metal plates,

pencils, etc.) to contact with the charging port or connectors.

- Do not expose or use your device or its accessories in an environment with or that can reach extreme temperatures.

Battery Safety

- Using ZTE-unapproved or incompatible battery, charger or power adapter may damage your device, shorten its lifespan or cause a fire, explosion or other hazards.
- The recommended operating temperatures are 0 °C to 35 °C and the storage temperatures are -20 °C to +45 °C. Extreme temperatures can damage the device and reduce the charging capacity and lifespan of your device and battery.
- The battery is not removable. Removal may cause fire or explosion.
- Do not change or replace the built-in rechargeable battery in your device by yourself. The battery can only be changed or replaced by ZTE or ZTE authorized service provider.
- Do not place the device or the battery in or near heating equipment, such as microwave ovens, stoves or radiators. Keep the device and the battery away from excessive heat and direct sunlight. If not, the device or the battery may overheat and cause explosion or fire.

- Do not disassemble, squeeze or puncture the device, as this can cause explosion or fire.
- Do not throw the device into a fire to avoid explosion.
- Please disconnect the charger when the battery is fully charged. Overcharging may shorten the battery life.
- When not using the device for a long period, please charge the battery about half and then store the device in a cool dry place.
- If the battery damages or shows signs of swelling or leakage, please stop use immediately and contact ZTE or ZTE authorized service provider for replacement.

Small Children

Do not leave your device and its accessories within the reach of small children or allow them to play with it.

They could hurt themselves or others, or could accidentally damage the device.

Your device contains small parts that may cause an injury or may become detached and create a choking hazard.

Demagnetization

To avoid the risk of demagnetization, do not allow electronic devices or magnetic media close to your device for a long time.

Seizures/Blackouts

Your device can produce a bright or flashing light. A small percentage of people may be susceptible to blackouts or seizures (even if they have never had one before) when exposed to flashing lights or light patterns such as when playing games or watching video. If you have experienced seizures or blackouts or have a family history of such occurrences, please consult a physician. To reduce the risk of blackouts or seizures, use your device in a well-lit room and take frequent breaks.

Emergency Calls

This device operates using radio signals, which cannot guarantee connection in all conditions.

Loud Noise

This device is capable of producing loud noises, which may damage your hearing. Turn down the volume if necessary.

Users who have heart disease should pay attention to the vibration and volume settings.

Sensitive Skin

Some people may have allergic reaction when their skin is exposed to wearable items for a long time. This may be due to allergies, environmental factors, exposure to irritants (such as soap or sweat) or other factors. If you have allergies, you may

feel uncomfortable when using a wearable device. If you do have skin allergy, please pay special attention.

Do not wear the device too tight. Let the skin breathe by removing the device regularly. Keep the device clean and dry will reduce the likelihood of skin discomfort. If the skin shows redness, swelling, itching or other allergic symptoms around the area where you wear the device, please remove the device and consult a physician.

Even when the symptoms alleviate, they may be induced again if you continue to wear the device.

Device Cleaning

Keep your watch clean and dry. After exercising or sweating, clean and dry the watch, the bands and your skin. If exposed to water, dry the device thoroughly.

Clean the watch when following situations appear: contact with dirt or other damaging substances (such as dust or sand, cosmetics, ink, soap, cleaning agent, acid or acid food), contact with non-water liquid and liquid that may cause skin allergy (such as sweat, brine, soap water, perfume, pesticide spray, lotion, sunscreen, oil, hair dyer, or solvent).

Watch and bands color may vary, or fade over time. Clean the watch with a soft non-fleece cloth. If necessary, moisten the cloth with clean water.

Device Heating

Your device may become warm during charging and during normal use.

During use in high temperature environments, such as inside a car or under direct sunshine for a long time, the watch may start to control its temperature to prevent users from being burned. You may encounter the following situations: charging slows down or stops, the screen turns dark, temperature warning appears on the screen, data transmission is suspended or delayed, or the watch may be turned off. If your arm feels uncomfortable, please take off the watch temporarily.

The watch may become warm during FOTA upgrade. Please took off the watch during the upgrade.

The surface temperature of the watch complies with standards and limits on temperature rise. However, even within these limits, prolonged contact with a warm surface may cause discomfort or injury. If the temperature of the watch makes you uncomfortable, take it off.

Electrical Safety

Accessories

Use only approved accessories. Do not connect with incompatible products or accessories.

Never puncture the surface of the device with sharp objects.

Faulty and Damaged Products

Do not attempt to disassemble the device or its accessories. Only qualified personnel can service or repair the device or its accessories.

If your device (or its accessories) has been submerged in water, punctured, or subjected to a severe fall, do not use it until you have taken it to be checked at an authorized service center.

Radio Frequency Interference

General Statement on Interference

Care must be taken when using the device in close proximity to personal medical devices, such as pacemakers and hearing aids.

Please consult your doctor and the device manufacturers to determine if the operation of your watch may interfere with the operation of your medical devices.

Pacemakers

Pacemaker manufacturers recommend that a minimum separation of 15 cm be maintained between a mobile device and a pacemaker to avoid potential interference with the pacemaker. To achieve this, use the device on the opposite ear to your pacemaker and do not carry it in a breast pocket.

Hearing Aids

People with hearing aids or other cochlear implants may experience interfering noises when using wireless devices or when one is nearby.

The level of interference will depend on the type of hearing device and the distance from the interference source. Increasing the separation between them may reduce the interference. You may also consult your hearing aid manufacturer to discuss alternatives.

Medical Equipment

Turn off your wireless device when you are requested to do so in hospitals, clinics or health care facilities. These requests are designed to prevent possible interference with sensitive medical equipment.

Aircraft

Turn off your wireless device whenever you are instructed to do so by airport or airline staff.

Consult the airline staff about the use of wireless devices onboard the aircraft. If your device offers a 'airplane mode', this must be enabled prior to boarding an aircraft.

Interference in Vehicles

Please note that because of possible interference with electronic

equipment, some vehicle manufacturers forbid the use of mobile devices in their vehicles unless a hands-free kit with an external antenna is included in the installation.

Explosive Environments

Gas Stations and Explosive Atmospheres

In locations with potentially explosive atmospheres, obey all posted signs to turn off wireless devices such as your watch or other radio equipment.

Areas with potentially explosive atmospheres include fuelling areas, below decks on boats, fuel or chemical transfer or storage facilities, and areas where the air contains chemicals or particles, such as grain, dust, or metal powders.

Blasting Caps and Areas

Power off your mobile device when in a blasting area or in areas where signs are posted to power off “two-way radios” or “electronic devices” to avoid interfering with blasting operations.