

## System Check\_H835

### DUT: Dipole 835 MHz D835V2

Communication System: UID 0, CW (0); Frequency: 835 MHz; Duty Cycle: 1:1

Medium: HSL900 Medium parameters used:  $f = 835$  MHz;  $\sigma = 0.931$  S/m;  $\epsilon_r = 42.965$ ;  $\rho = 1000$  kg/m<sup>3</sup>

DASY5 Configuration:

- Probe: ES3DV3 - SN3240; ConvF(6.13, 6.13, 6.13); Calibrated: 3/28/2018;
- Sensor-Surface: 3mm (Mechanical Surface Detection)
- Electronics: DAE4 Sn420; Calibrated: 3/22/2018
- Phantom: SAM 1; Type: QD000P40CC; Serial: TP:1469
- Measurement SW: DASY52, Version 52.8 (8); SEMCAD X Version 14.6.10 (7373)

**Configuration/System Check/Area Scan (61x101x1):** Interpolated grid: dx=1.500 mm, dy=1.500 mm

Maximum value of SAR (interpolated) = 0.113 W/kg

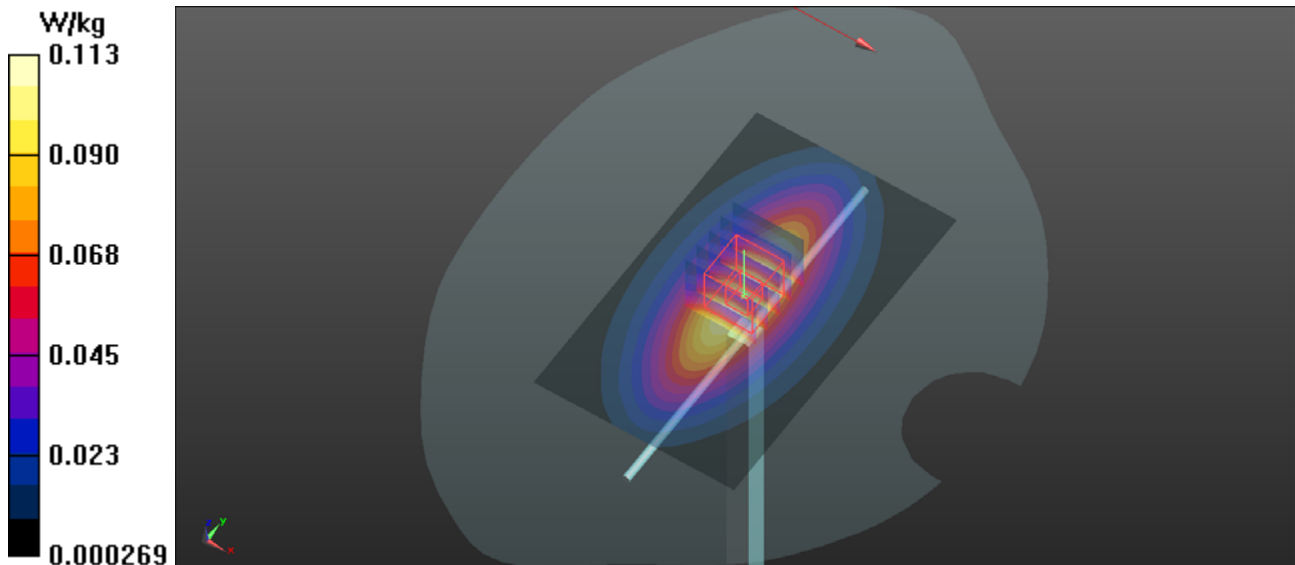
**Configuration/System Check/Zoom Scan (5x5x7)/Cube 0:** Measurement grid: dx=8mm, dy=8mm, dz=5mm

Reference Value = 11.31 V/m; Power Drift = 0.00 dB

Peak SAR (extrapolated) = 0.149 W/kg

**SAR(1 g) = 0.097 W/kg; SAR(10 g) = 0.062 W/kg**

Maximum value of SAR (measured) = 0.114 W/kg



## System Check\_H1800

### DUT: Dipole 1800 MHz D1800V2

Communication System: UID 0, CW (0); Frequency: 1800 MHz; Duty Cycle: 1:1

Medium: HSL1800 Medium parameters used:  $f = 1800$  MHz;  $\sigma = 1.417$  S/m;  $\epsilon_r = 40.443$ ;  $\rho = 1000$  kg/m<sup>3</sup>

#### DASY5 Configuration:

- Probe: ES3DV3 - SN3240; ConvF(5.33, 5.33, 5.33); Calibrated: 3/28/2018;
- Sensor-Surface: 3mm (Mechanical Surface Detection)
- Electronics: DAE4 Sn420; Calibrated: 3/22/2018
- Phantom: SAM 1; Type: QD000P40CC; Serial: TP:1469
- Measurement SW: DASY52, Version 52.8 (8); SEMCAD X Version 14.6.10 (7373)

**Configuration/Configuration/Area Scan (61x61x1):** Interpolated grid: dx=1.500 mm, dy=1.500 mm

Maximum value of SAR (interpolated) = 5.18 W/kg

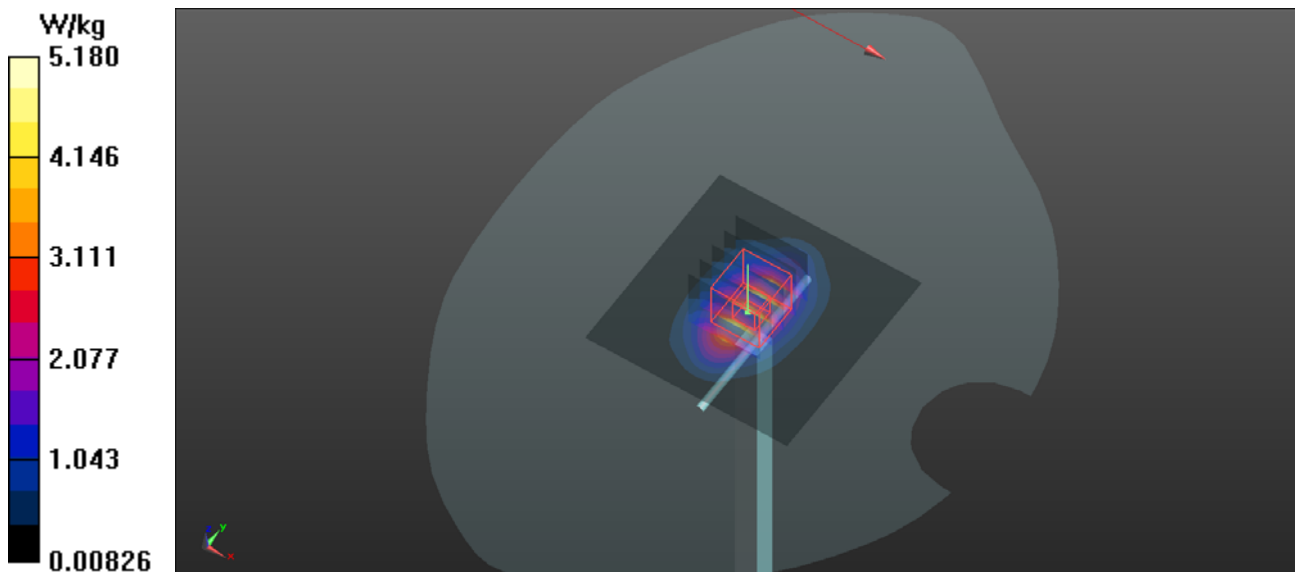
**Configuration/Configuration/Zoom Scan (5x5x7)/Cube 0:** Measurement grid: dx=8mm, dy=8mm, dz=5mm

Reference Value = 62.02 V/m; Power Drift = 0.01 dB

Peak SAR (extrapolated) = 7.27 W/kg

**SAR(1 g) = 4.07 W/kg; SAR(10 g) = 2.16 W/kg**

Maximum value of SAR (measured) = 5.14 W/kg



## System Check\_H1900

### DUT: Dipole 1900 MHz D1900V2

Communication System: UID 0, CW (0); Frequency: 1900 MHz; Duty Cycle: 1:1

Medium: HSL1900 Medium parameters used:  $f = 1900$  MHz;  $\sigma = 1.393$  S/m;  $\epsilon_r = 39.493$ ;  $\rho = 1000$  kg/m<sup>3</sup>

#### DASY5 Configuration:

- Probe: ES3DV3 - SN3240; ConvF(5.13, 5.13, 5.13); Calibrated: 3/28/2018;
- Sensor-Surface: 3mm (Mechanical Surface Detection)
- Electronics: DAE4 Sn420; Calibrated: 3/22/2018
- Phantom: SAM 1; Type: QD000P40CC; Serial: TP:1469
- Measurement SW: DASY52, Version 52.8 (8); SEMCAD X Version 14.6.10 (7373)

**Configuration/Configuration/Area Scan (61x61x1):** Interpolated grid: dx=1.500 mm, dy=1.500 mm

Maximum value of SAR (interpolated) = 0.482 W/kg

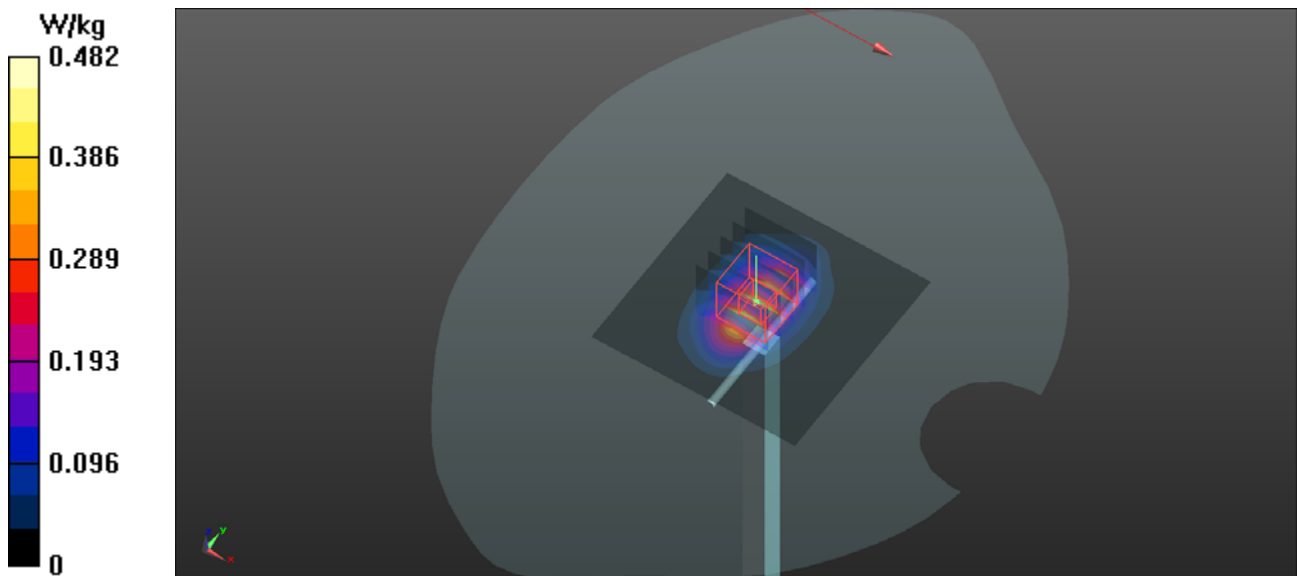
**Configuration/Configuration/Zoom Scan (5x5x7)/Cube 0:** Measurement grid: dx=8mm, dy=8mm, dz=5mm

Reference Value = 18.87 V/m; Power Drift = -0.00 dB

Peak SAR (extrapolated) = 0.688 W/kg

**SAR(1 g) = 0.378 W/kg; SAR(10 g) = 0.197 W/kg**

Maximum value of SAR (measured) = 0.480 W/kg



## System Check\_H2450

### DUT: Dipole 2450 MHz D2450V2

Communication System: UID 0, CW (0); Frequency: 2450 MHz; Duty Cycle: 1:1

Medium: HSL2450 Medium parameters used:  $f = 2450$  MHz;  $\sigma = 1.837$  S/m;  $\epsilon_r = 37.891$ ;  $\rho = 1000$  kg/m<sup>3</sup>

#### DASY5 Configuration:

- Probe: ES3DV3 - SN3240; ConvF(4.74, 4.74, 4.74); Calibrated: 3/28/2018;
- Sensor-Surface: 3mm (Mechanical Surface Detection)
- Electronics: DAE4 Sn420; Calibrated: 3/22/2018
- Phantom: SAM 1; Type: QD000P40CC; Serial: TP:1469
- Measurement SW: DASY52, Version 52.8 (8); SEMCAD X Version 14.6.10 (7373)

**Configuration/Configuration/Area Scan (81x81x1):** Interpolated grid: dx=1.200 mm, dy=1.200 mm

Maximum value of SAR (interpolated) = 0.642 W/kg

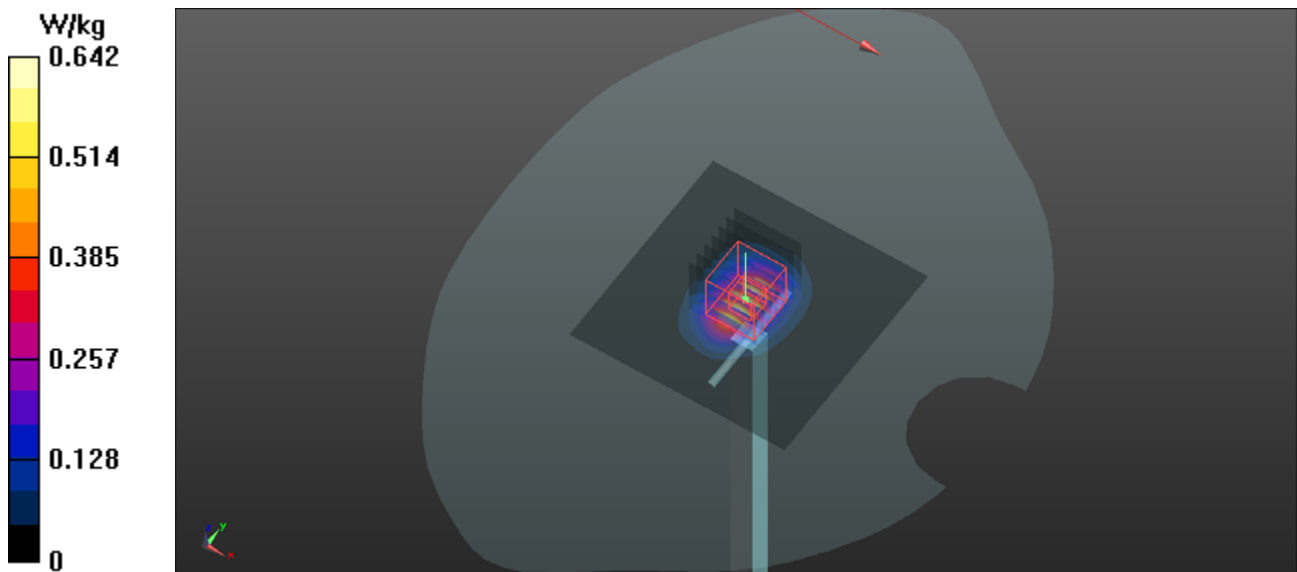
**Configuration/Configuration/Zoom Scan (7x7x7)/Cube 0:** Measurement grid: dx=5mm, dy=5mm, dz=5mm

Reference Value = 19.16 V/m; Power Drift = 0.07 dB

Peak SAR (extrapolated) = 1.00 W/kg

**SAR(1 g) = 0.493 W/kg; SAR(10 g) = 0.232 W/kg**

Maximum value of SAR (measured) = 0.651 W/kg



## System Check\_H2600

### DUT: Dipole 2600 MHz D2600V2

Communication System: UID 0, CW (0); Frequency: 2600 MHz;Duty Cycle: 1:1

Medium: H2600 Medium parameters used:  $f = 2600$  MHz;  $\sigma = 2.05$  S/m;  $\epsilon_r = 38.344$ ;  $\rho = 1000$  kg/m<sup>3</sup>

DASY5 Configuration:

- Probe: ES3DV3 - SN3240; ConvF(4.63, 4.63, 4.63); Calibrated: 3/28/2018;
- Sensor-Surface: 3mm (Mechanical Surface Detection)
- Electronics: DAE4 Sn420; Calibrated: 3/22/2018
- Phantom: SAM 1; Type: QD000P40CC; Serial: TP:1469
- Measurement SW: DASY52, Version 52.8 (8); SEMCAD X Version 14.6.10 (7373)

**Configuration/Configuration/Area Scan (81x81x1):** Interpolated grid: dx=1.200 mm, dy=1.200 mm

Maximum value of SAR (interpolated) = 0.739 W/kg

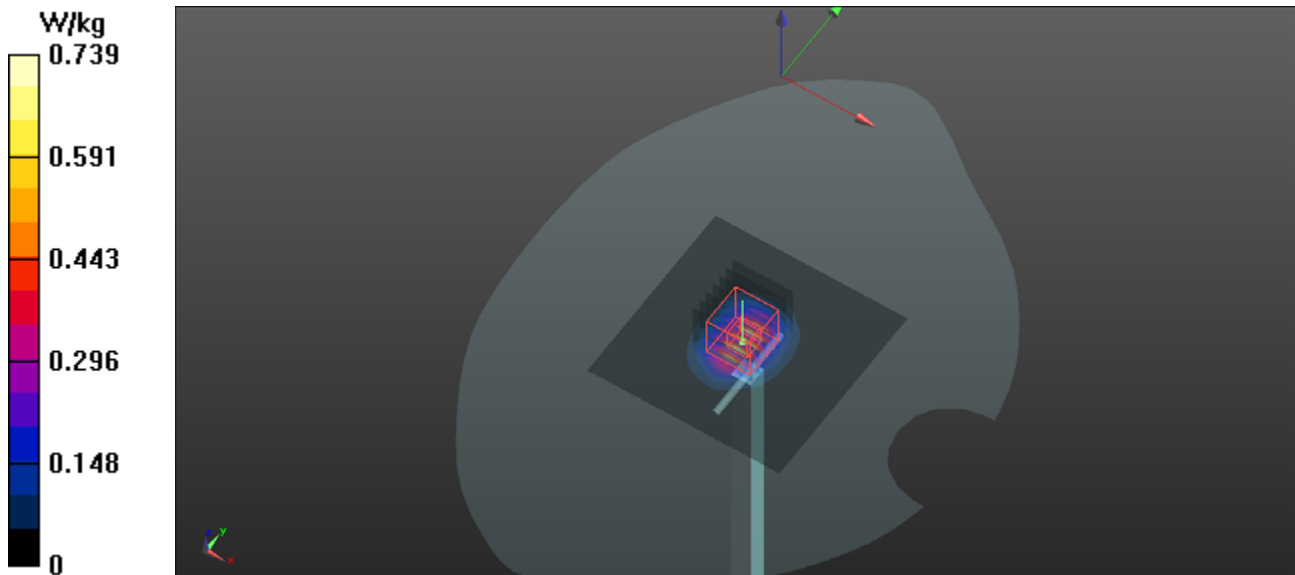
**Configuration/Configuration/Zoom Scan (7x7x7)/Cube 0:** Measurement grid: dx=5mm, dy=5mm, dz=5mm

Reference Value = 19.25 V/m; Power Drift = 0.03 dB

Peak SAR (extrapolated) = 1.19 W/kg

**SAR(1 g) = 0.553 W/kg; SAR(10 g) = 0.248 W/kg**

Maximum value of SAR (measured) = 0.742 W/kg



## System Check\_B835

### DUT: Dipole 835 MHz D835V2

Communication System: UID 0, CW (0); Frequency: 835 MHz; Duty Cycle: 1:1

Medium: MSL850 Medium parameters used:  $f = 835 \text{ MHz}$ ;  $\sigma = 0.995 \text{ S/m}$ ;  $\epsilon_r = 56.081$ ;  $\rho = 1000 \text{ kg/m}^3$

DASY5 Configuration:

- Probe: ES3DV3 - SN3240; ConvF(6.29, 6.29, 6.29); Calibrated: 3/28/2018;
- Sensor-Surface: 3mm (Mechanical Surface Detection)
- Electronics: DAE4 Sn420; Calibrated: 3/22/2018
- Phantom: SAM 1; Type: QD000P40CC; Serial: TP:1469
- Measurement SW: DASY52, Version 52.8 (8); SEMCAD X Version 14.6.10 (7373)

**Configuration/System Check/Area Scan (61x61x1):** Interpolated grid:  $dx=1.500 \text{ mm}$ ,  $dy=1.500 \text{ mm}$

Maximum value of SAR (interpolated) =  $0.110 \text{ W/kg}$

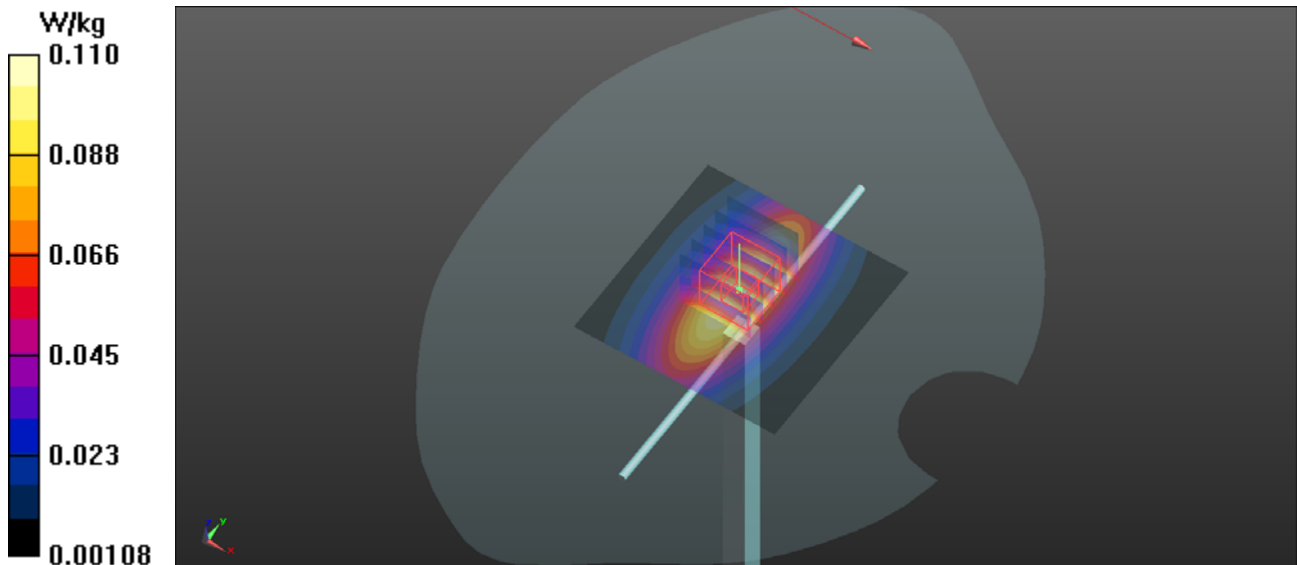
**Configuration/System Check/Zoom Scan (5x5x7)/Cube 0:** Measurement grid:  $dx=8\text{mm}$ ,  $dy=8\text{mm}$ ,  $dz=5\text{mm}$

Reference Value =  $10.73 \text{ V/m}$ ; Power Drift =  $0.03 \text{ dB}$

Peak SAR (extrapolated) =  $0.139 \text{ W/kg}$

**SAR(1 g) =  $0.094 \text{ W/kg}$ ; SAR(10 g) =  $0.061 \text{ W/kg}$**

Maximum value of SAR (measured) =  $0.110 \text{ W/kg}$



## System Check\_B1800

### DUT: Dipole 1800 MHz D1800V2

Communication System: UID 0, CW (0); Frequency: 1800 MHz; Duty Cycle: 1:1

Medium: MSL1800 Medium parameters used:  $f = 1800$  MHz;  $\sigma = 1.539$  S/m;  $\epsilon_r = 54.493$ ;  $\rho = 1000$  kg/m<sup>3</sup>

#### DASY5 Configuration:

- Probe: ES3DV3 - SN3240; ConvF(4.99, 4.99, 4.99); Calibrated: 3/28/2018;
- Sensor-Surface: 3mm (Mechanical Surface Detection)
- Electronics: DAE4 Sn420; Calibrated: 3/22/2018
- Phantom: SAM 1; Type: QD000P40CC; Serial: TP:1469
- Measurement SW: DASY52, Version 52.8 (8); SEMCAD X Version 14.6.10 (7373)

**Configuration/Configuration/Area Scan (61x61x1):** Interpolated grid: dx=1.500 mm, dy=1.500 mm

Maximum value of SAR (interpolated) = 5.24 W/kg

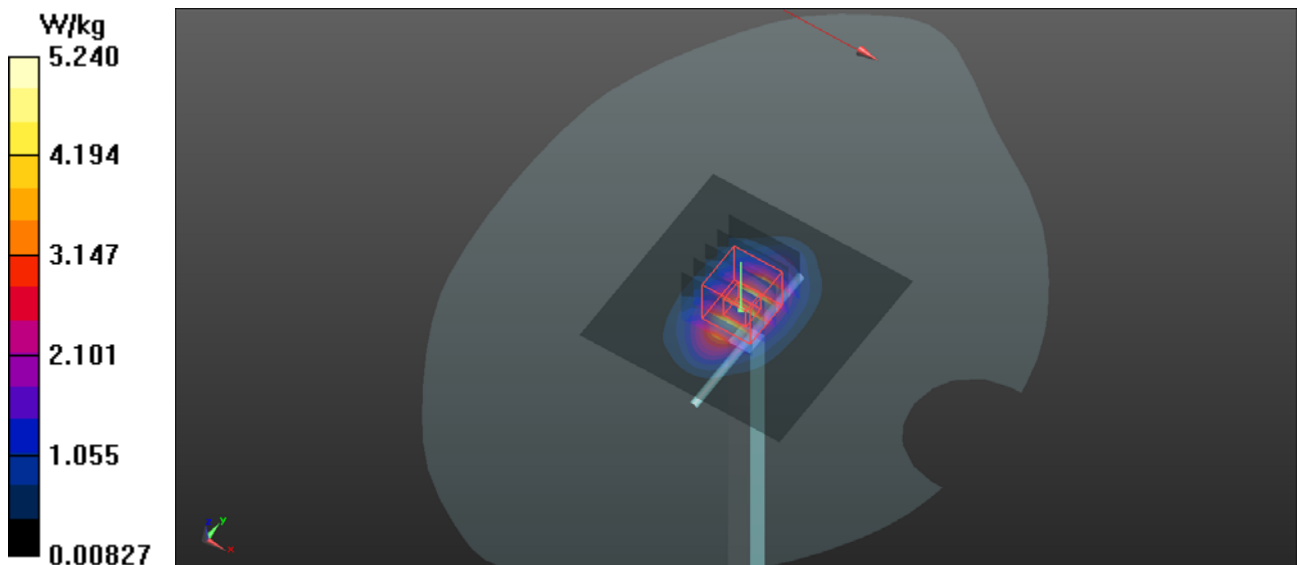
**Configuration/Configuration/Zoom Scan (5x5x7)/Cube 0:** Measurement grid: dx=8mm, dy=8mm, dz=5mm

Reference Value = 60.06 V/m; Power Drift = 0.01 dB

Peak SAR (extrapolated) = 7.36 W/kg

**SAR(1 g) = 4.14 W/kg; SAR(10 g) = 2.2 W/kg**

Maximum value of SAR (measured) = 5.24 W/kg



## System Check\_B1900

### DUT: Dipole 1900 MHz D1900V2

Communication System: UID 0, CW (0); Frequency: 1900 MHz; Duty Cycle: 1:1

Medium: MSL1900 Medium parameters used:  $f = 1900$  MHz;  $\sigma = 1.544$  S/m;  $\epsilon_r = 52.883$ ;  $\rho = 1000$  kg/m<sup>3</sup>

#### DASY5 Configuration:

- Probe: ES3DV3 - SN3240; ConvF(4.8, 4.8, 4.8); Calibrated: 3/28/2018;
- Sensor-Surface: 3mm (Mechanical Surface Detection)
- Electronics: DAE4 Sn420; Calibrated: 3/22/2018
- Phantom: SAM 1; Type: QD000P40CC; Serial: TP:1469
- Measurement SW: DASY52, Version 52.8 (8); SEMCAD X Version 14.6.10 (7373)

**Configuration/Configuration/Area Scan (61x61x1):** Interpolated grid: dx=1.500 mm, dy=1.500 mm

Maximum value of SAR (interpolated) = 4.62 W/kg

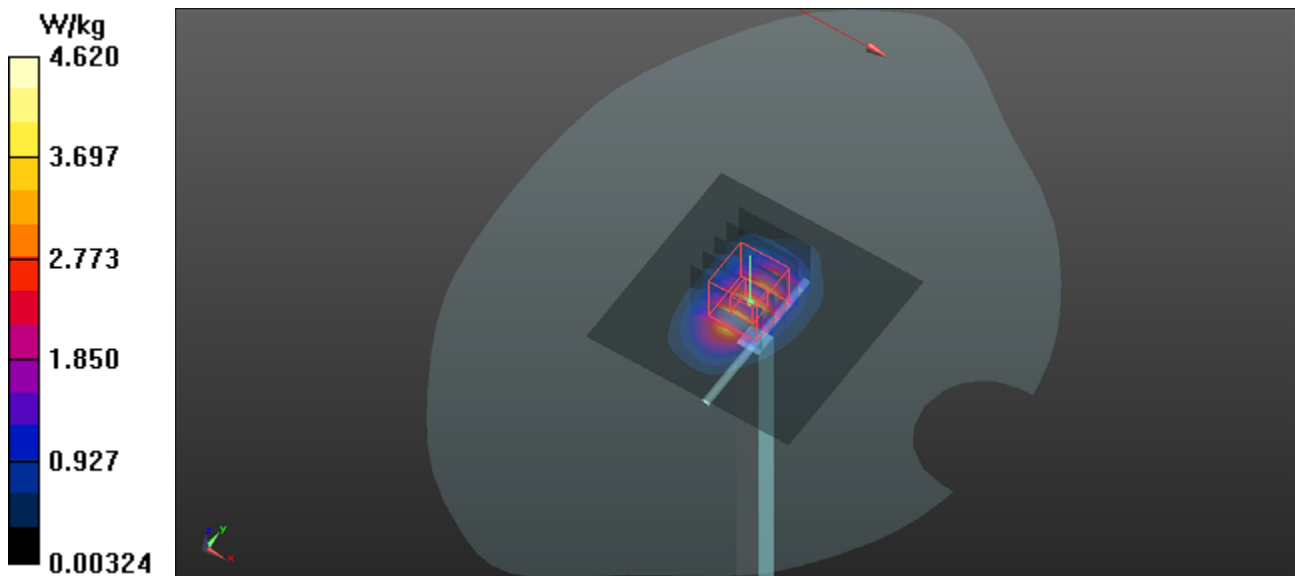
**Configuration/Configuration/Zoom Scan (5x5x7)/Cube 0:** Measurement grid: dx=8mm, dy=8mm, dz=5mm

Reference Value = 54.56 V/m; Power Drift = 0.08 dB

Peak SAR (extrapolated) = 6.55 W/kg

**SAR(1 g) = 3.73 W/kg; SAR(10 g) = 1.89 W/kg**

Maximum value of SAR (measured) = 4.62 W/kg





## System Check\_B2450

### DUT: Dipole 2450 MHz D2450V2

Communication System: UID 0, CW (0); Frequency: 2450 MHz; Duty Cycle: 1:1

Medium: MSL2450 Medium parameters used:  $f = 2450$  MHz;  $\sigma = 2.005$  S/m;  $\epsilon_r = 52.826$ ;  $\rho = 1000$  kg/m<sup>3</sup>

#### DASY5 Configuration:

- Probe: ES3DV3 - SN3240; ConvF(4.57, 4.57, 4.57); Calibrated: 3/28/2018;
- Sensor-Surface: 3mm (Mechanical Surface Detection)
- Electronics: DAE4 Sn420; Calibrated: 3/22/2018
- Phantom: SAM 1; Type: QD000P40CC; Serial: TP:1469
- Measurement SW: DASY52, Version 52.8 (8); SEMCAD X Version 14.6.10 (7373)

**Configuration/Configuration/Area Scan (81x81x1):** Interpolated grid: dx=1.200 mm, dy=1.200 mm

Maximum value of SAR (interpolated) = 0.606 W/kg

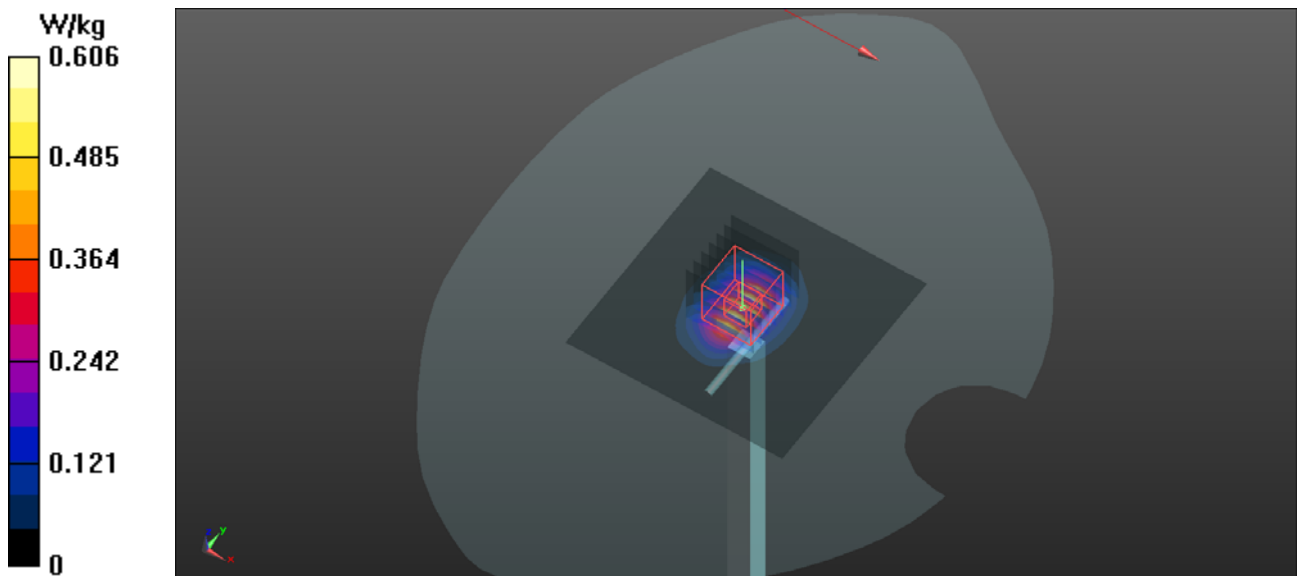
**Configuration/Configuration/Zoom Scan (7x7x7)/Cube 0:** Measurement grid: dx=5mm, dy=5mm, dz=5mm

Reference Value = 17.51 V/m; Power Drift = 0.02 dB

Peak SAR (extrapolated) = 0.998 W/kg

**SAR(1 g) = 0.476 W/kg; SAR(10 g) = 0.205 W/kg**

Maximum value of SAR (measured) = 0.609 W/kg



## System Check\_B2600

### DUT: Dipole 2600 MHz D2600V2

Communication System: UID 0, CW (0); Frequency: 2600 MHz; Duty Cycle: 1:1

Medium: MSL2600 Medium parameters used:  $f = 2600$  MHz;  $\sigma = 2.196$  S/m;  $\epsilon_r = 52.352$ ;  $\rho = 1000$  kg/m<sup>3</sup>

#### DASY5 Configuration:

- Probe: ES3DV3 - SN3240; ConvF(4.28, 4.28, 4.28); Calibrated: 3/28/2018;
- Sensor-Surface: 3mm (Mechanical Surface Detection)
- Electronics: DAE4 Sn420; Calibrated: 3/22/2018
- Phantom: SAM 1; Type: QD000P40CC; Serial: TP:1469
- Measurement SW: DASY52, Version 52.8 (8); SEMCAD X Version 14.6.10 (7373)

**Configuration/Configuration/Area Scan (61x61x1):** Interpolated grid: dx=1.200 mm, dy=1.200 mm

Maximum value of SAR (interpolated) = 0.711 W/kg

**Configuration/Configuration/Zoom Scan (5x5x7)/Cube 0:** Measurement grid: dx=8mm, dy=8mm, dz=5mm

Reference Value = 18.52 V/m; Power Drift = 0.01 dB

Peak SAR (extrapolated) = 1.22 W/kg

**SAR(1 g) = 0.531 W/kg; SAR(10 g) = 0.227 W/kg**

Maximum value of SAR (measured) = 0.720 W/kg

