

APPENDIX A – TEST DATA OF CONDUCTED EMISSION

Duty Cycle

Test Mode	Frequency (MHz)	Duty Cycle (%)	Correction Factor(dB)
802.11a	5745	83.88%	0.76
802.11n HT20	5745	83.89%	0.76
802.11ac VHT20	5745	84.44%	0.73
802.11n HT40	5755	79.30%	1.01
802.11ac VHT40	5755	80.22%	0.96
802.11ac VHT80	5775	77.00%	1.14

Note: Correction Factor=10*log (1/Duty Cycle)

Output Power

Mode	Tones/ RUIndex	Freq (MHz)	Antenna	Conducted average power output(dBm)	EIRP (dBm)
802.11a	NA	5745	Chain0	15.39	17.29
802.11a	NA	5785	Chain0	15.60	17.50
802.11a	NA	5825	Chain0	15.67	17.57
802.11n HT20	NA	5745	Chain0	15.07	16.97
802.11n HT20	NA	5785	Chain0	14.99	16.89
802.11n HT20	NA	5825	Chain0	14.90	16.80
802.11ac VHT20	NA	5745	Chain0	15.02	16.92
802.11ac VHT20	NA	5785	Chain0	15.04	16.94
802.11ac VHT20	NA	5825	Chain0	15.14	17.04
802.11n HT40	NA	5755	Chain0	15.21	17.11
802.11n HT40	NA	5795	Chain0	15.02	16.92
802.11ac VHT40	NA	5755	Chain0	14.90	16.80
802.11ac VHT40	NA	5795	Chain0	14.83	16.73
802.11ac VHT80	NA	5775	Chain0	14.34	16.24

Emission Bandwidth

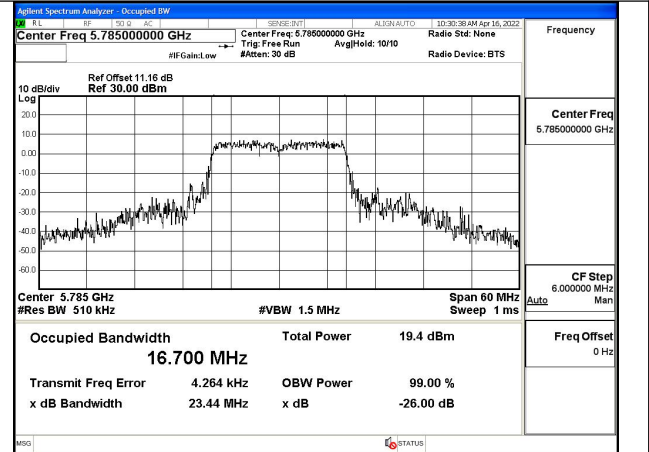
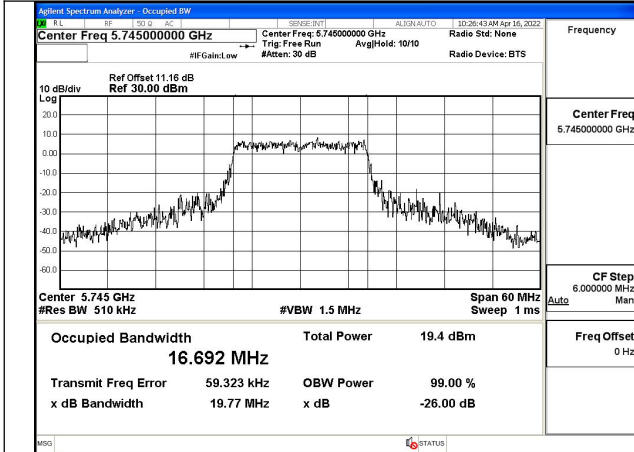
Offset 11.16dB = Attenuator + Temporary antenna connector loss + Cable loss

Test Mode	Antenna	26dB Bandwidth (MHz)		
		Channel No.667	Channel No.675	Channel No.683
		5745MHz	5785MHz	5825MHz
802.11a	Chain0	19.77	23.44	25.44
802.11n HT20	Chain0	23.31	22.07	22.23
802.11ac VHT20	Chain0	28.67	28.61	25.27

Test Mode	Antenna	26dB Bandwidth (MHz)		
		Channel No.669	---	Channel No.677
		5755MHz	---	5795MHz
802.11n HT40	Chain0	47.96	---	44.11
802.11ac VHT40	Chain0	43.84	---	48.80

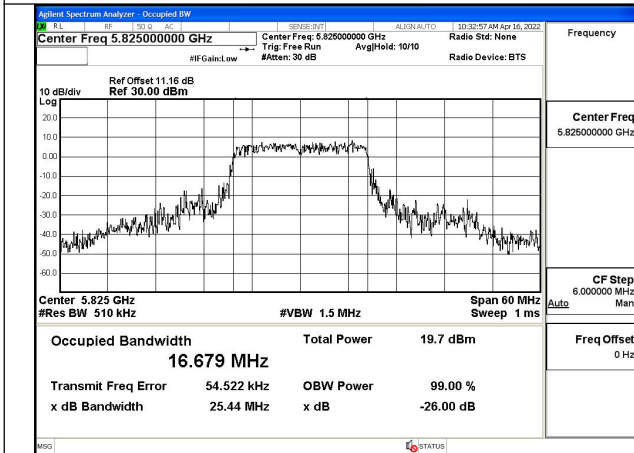
Test Mode	Antenna	26dB Bandwidth (MHz)		
		Channel No.673	---	---
		5775MHz	---	---
802.11ac VHT80	Chain0	84.48	---	---

Test Mode: 802.11a



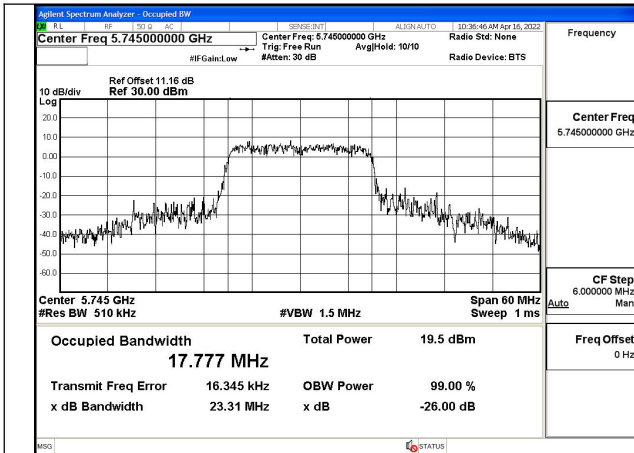
Test Mode:802.11a 5745MHz Chain0

Test Mode:802.11a 5785MHz Chain0

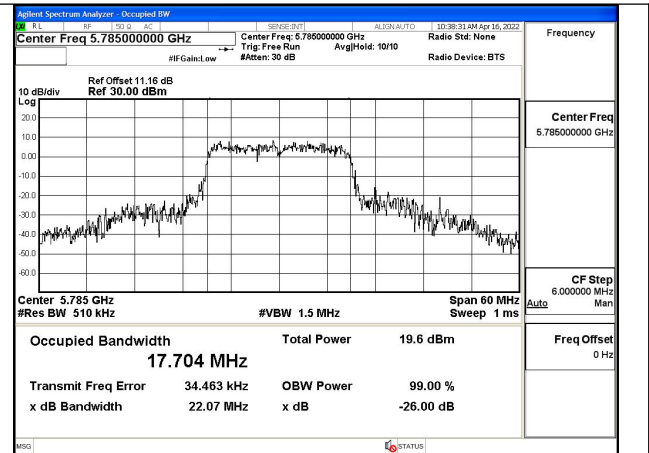


Test Mode:802.11a 5825MHz Chain0

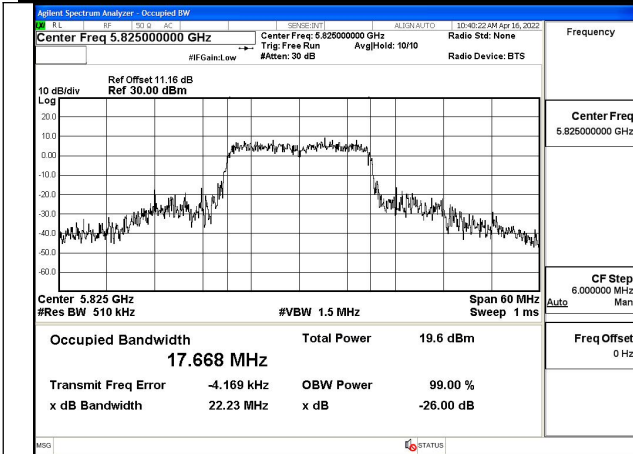
Test Mode: 802.11n HT20



Test Mode:802.11n HT20 5745MHz Chain0

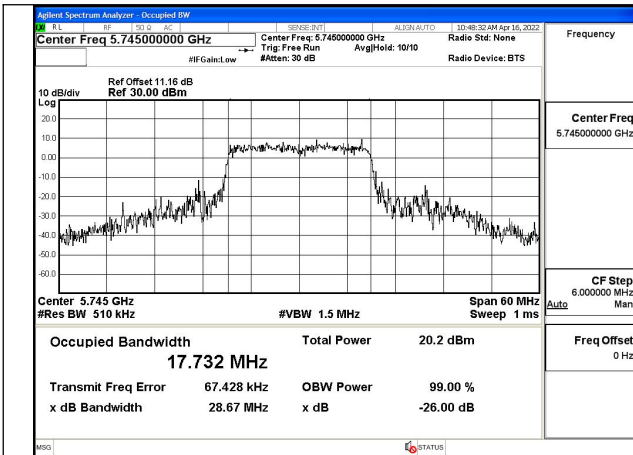


Test Mode:802.11n HT20 5785MHz Chain0

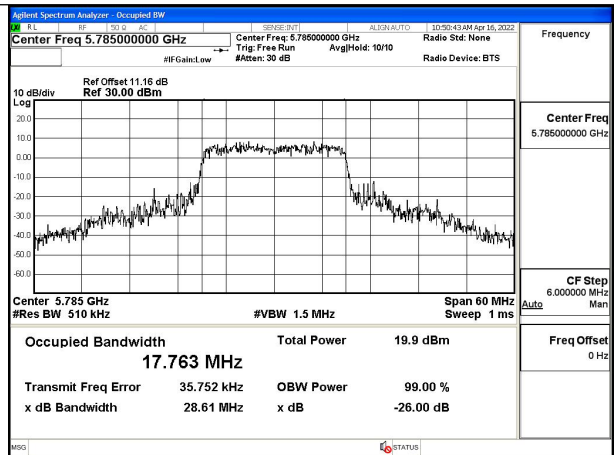


Test Mode:802.11n HT20 5825MHz Chain0

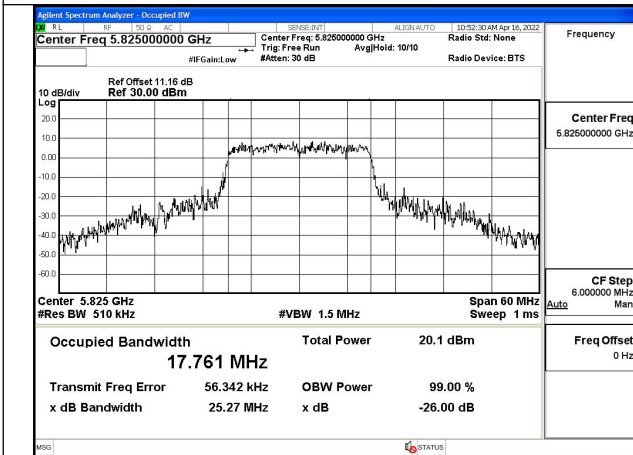
Test Mode: 802.11ac VHT20



Test Mode:802.11ac VHT20 5745MHz Chain0

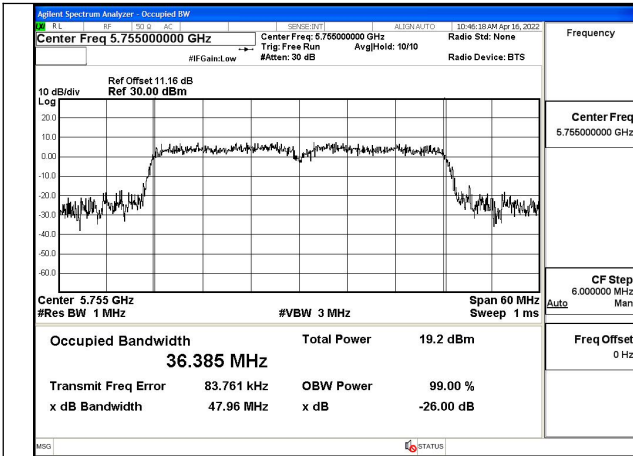


Test Mode:802.11ac VHT20 5785MHz Chain0

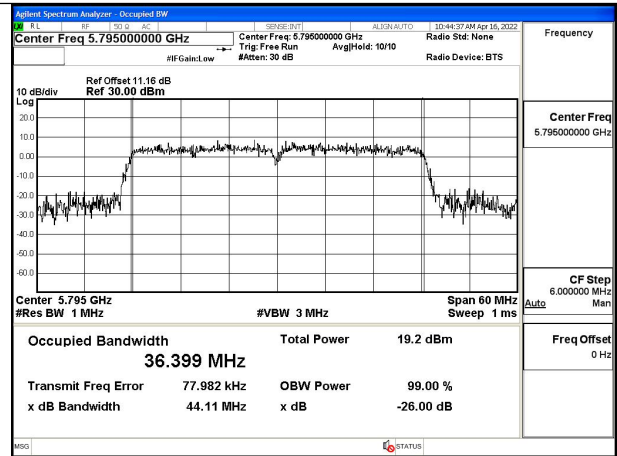


Test Mode:802.11ac VHT20 5825MHz Chain0

Test Mode: 802.11n HT40

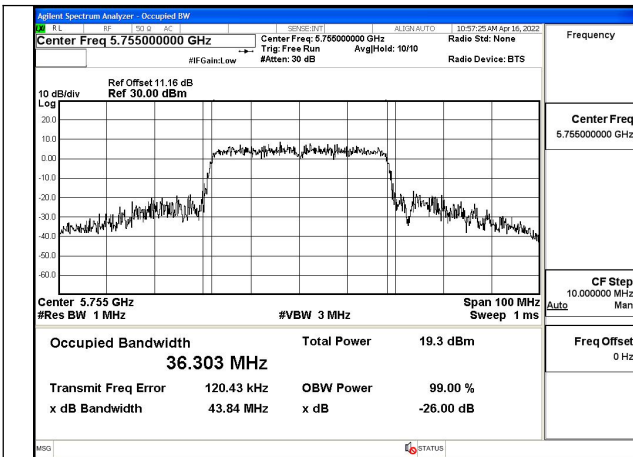


Test Mode:802.11n HT40 5755MHz Chain0

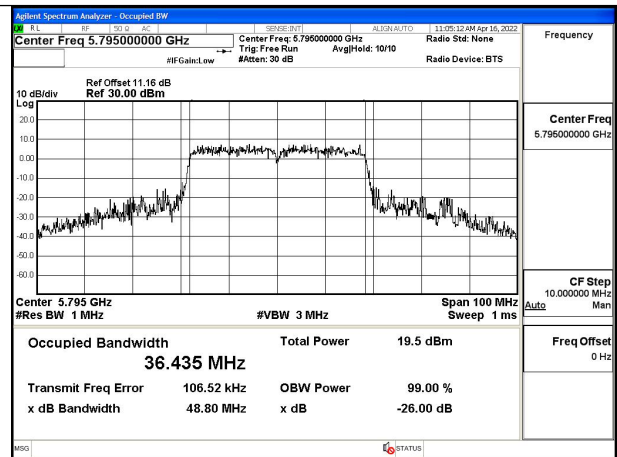


Test Mode:802.11n HT40 5795MHz Chain0

Test Mode: 802.11ac VHT40

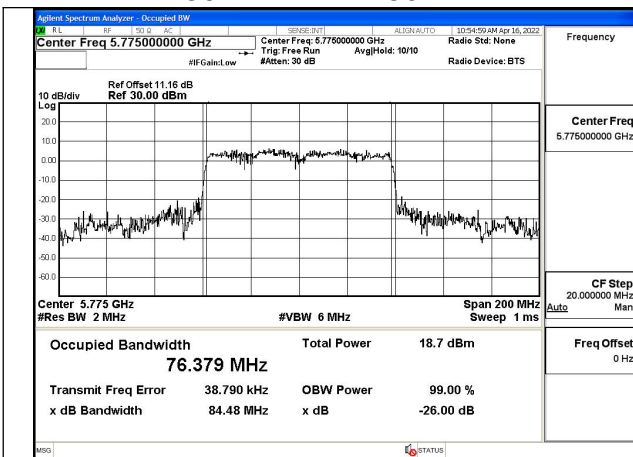


Test Mode:802.11ac VHT40 5755MHz Chain0



Test Mode:802.11ac VHT40 5795MHz Chain0

Test Mode: 802.11ac VHT80



Test Mode:802.11ac VHT80 5775MHz Chain0

Occupied Bandwidth

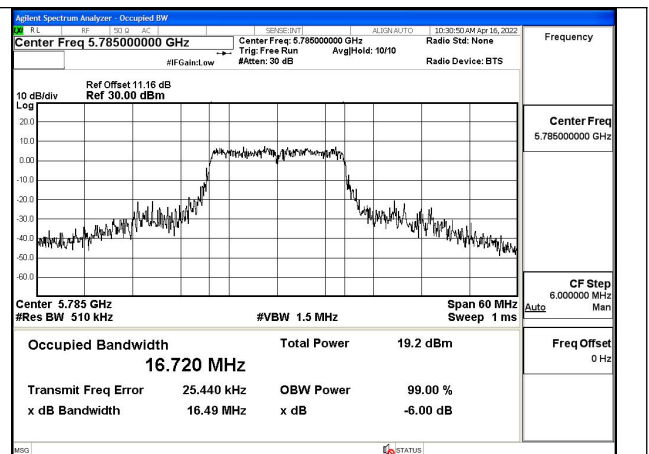
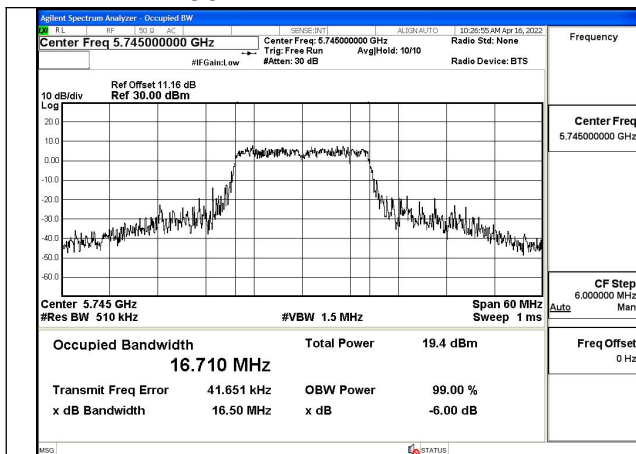
Offset 11.16dB = Attenuator + Temporary antenna connector loss + Cable loss

Test Mode	Antenna	Occupied Bandwidth (MHz)		
		Channel No.667	Channel No.675	Channel No.683
		5745MHz	5785MHz	5825MHz
802.11a	Chain0	16.710	16.720	16.701
802.11n HT20	Chain0	17.728	17.659	17.623
802.11ac VHT20	Chain0	17.726	17.704	17.789

Test Mode	Antenna	Occupied Bandwidth (MHz)		
		Channel No.669	---	Channel No.677
		5755MHz	---	5795MHz
802.11n HT40	Chain0	36.318	---	36.375
802.11ac VHT40	Chain0	36.410	---	36.360

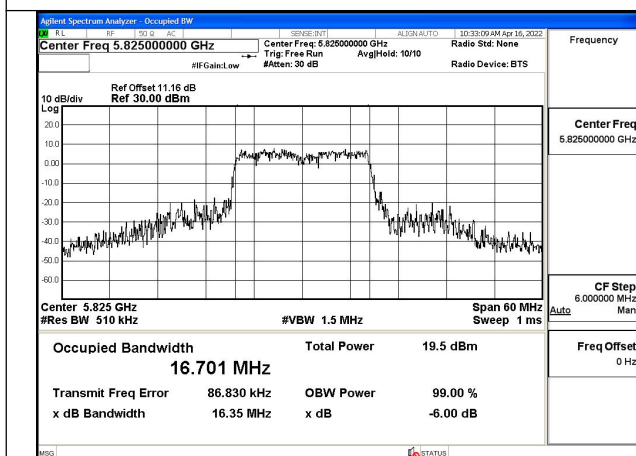
Test Mode	Antenna	Occupied Bandwidth (MHz)		
		Channel No.673	---	---
		5775MHz	---	---
802.11ac VHT80	Chain0	76.421	---	---

Test Mode: 802.11a



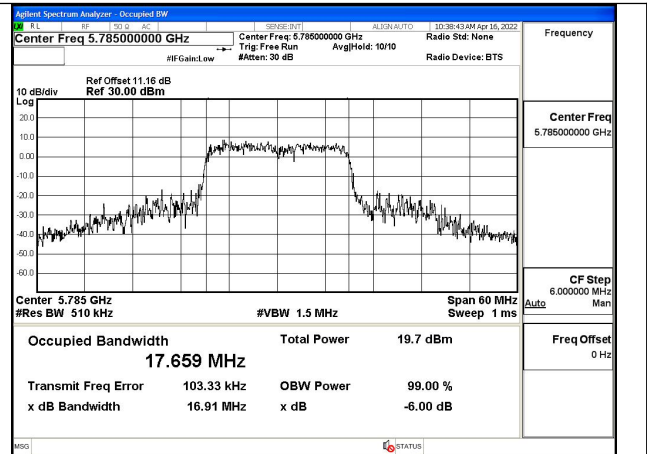
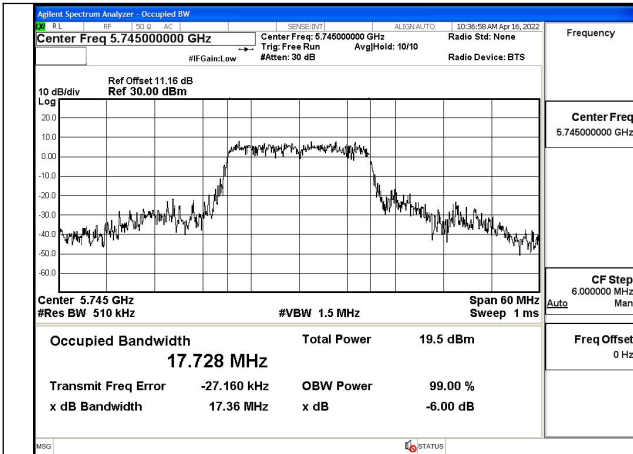
Test Mode:802.11a 5745MHz Chain0

Test Mode:802.11a 5785MHz Chain0



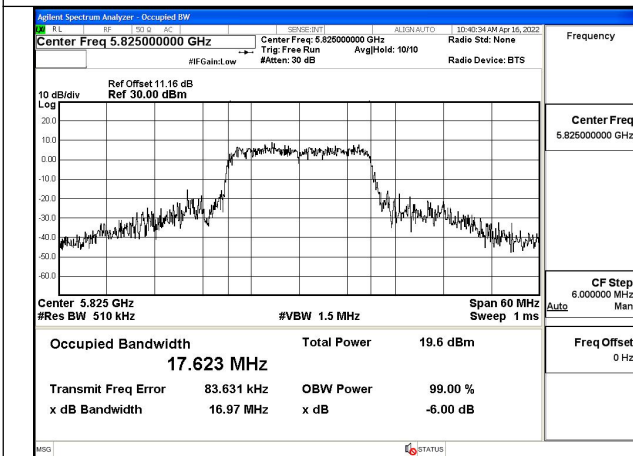
Test Mode:802.11a 5825MHz Chain0

Test Mode: 802.11n HT20



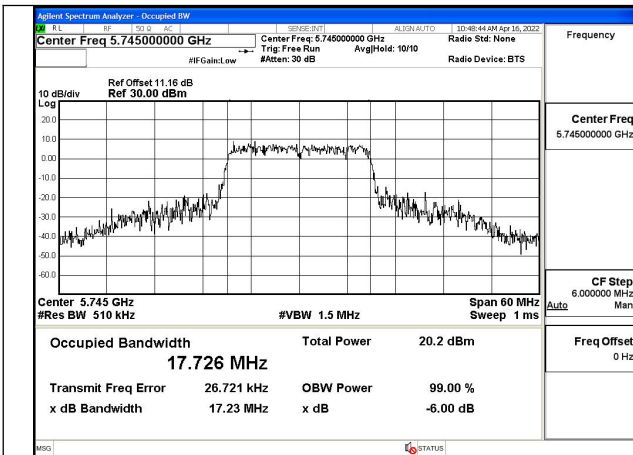
Test Mode:802.11n HT20 5745MHz Chain0

Test Mode:802.11n HT20 5785MHz Chain0

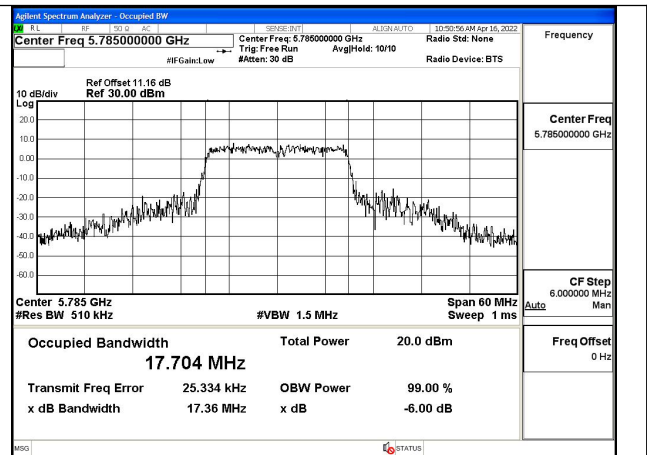


Test Mode:802.11n HT20 5825MHz Chain0

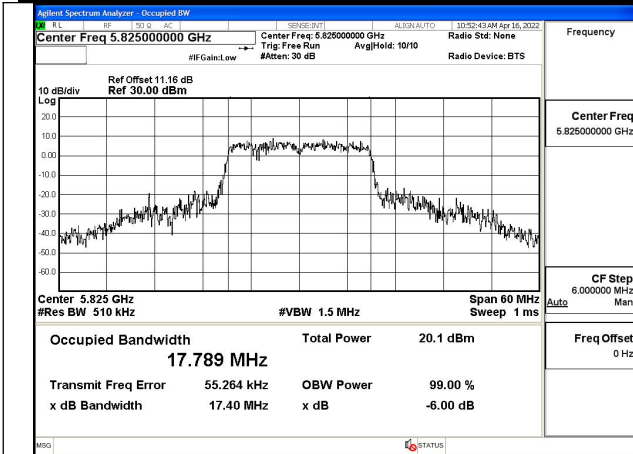
Test Mode: 802.11ac VHT20



Test Mode:802.11ac VHT20 5745MHz Chain0

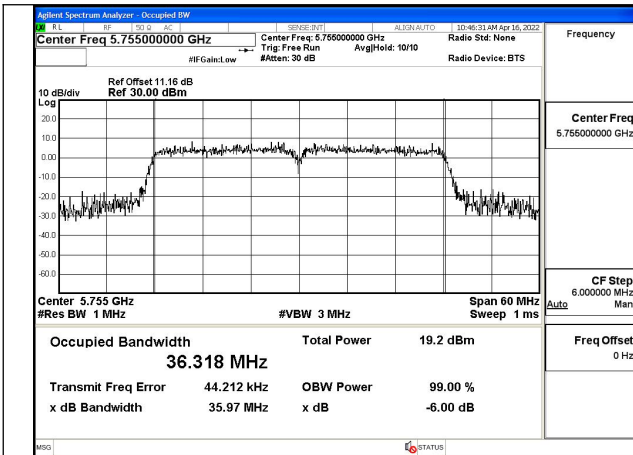


Test Mode:802.11ac VHT20 5785MHz Chain0

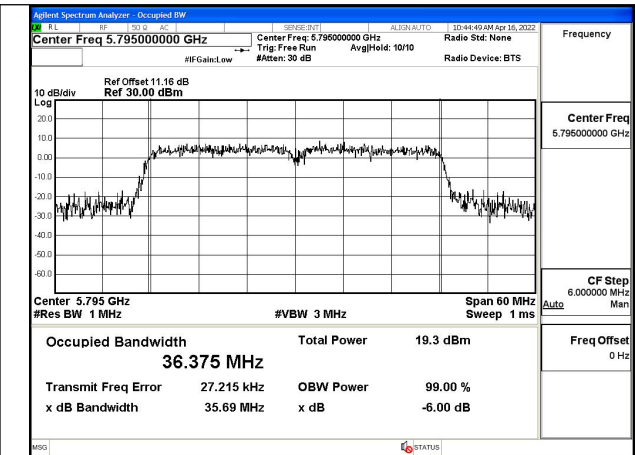


Test Mode:802.11ac VHT20 5825MHz Chain0

Test Mode: 802.11n HT40

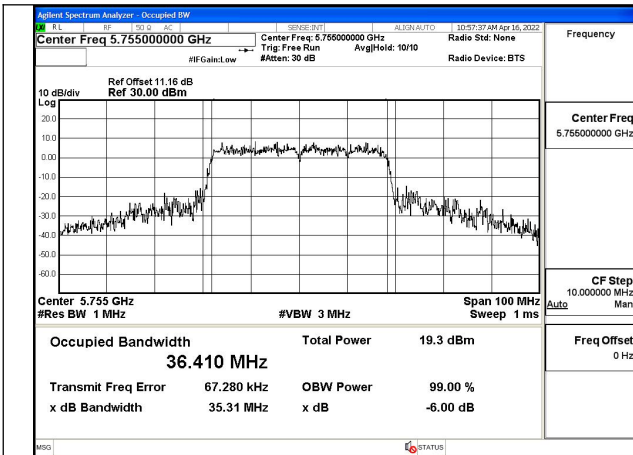


Test Mode:802.11n HT40 5755MHz Chain0

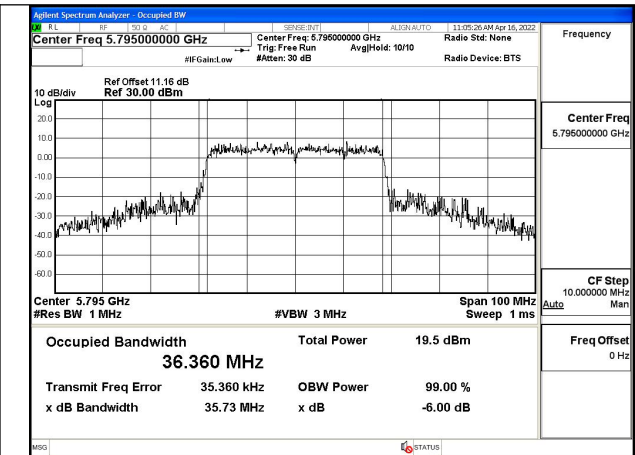


Test Mode:802.11n HT40 5795MHz Chain0

Test Mode: 802.11ac VHT40

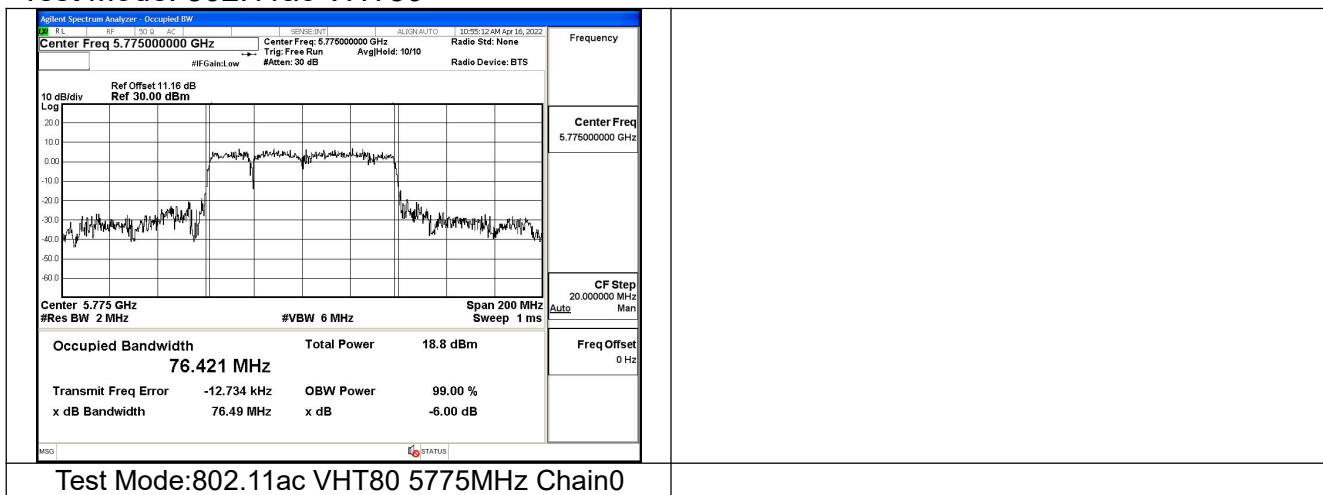


Test Mode:802.11ac VHT40 5755MHz Chain0



Test Mode:802.11ac VHT40 5795MHz Chain0

Test Mode: 802.11ac VHT80



Test Mode:802.11ac VHT80 5775MHz Chain0

6dB Bandwidth

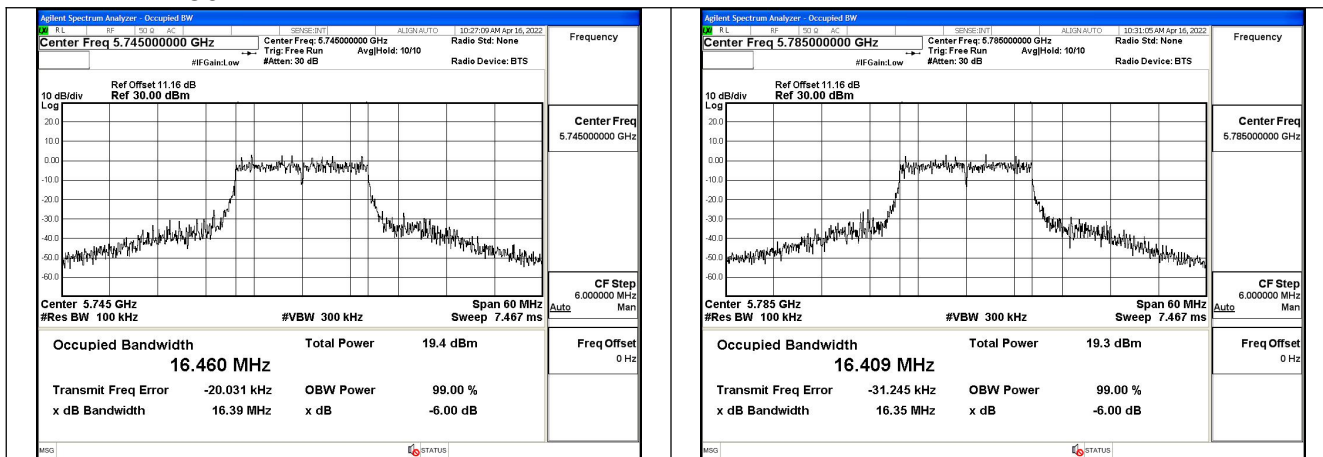
Offset 11.16dB = Attenuator + Temporary antenna connector loss + Cable loss

Test Mode	Antenna	6dB Bandwidth (MHz)		
		Channel No.667 5745MHz	Channel No.675 5785MHz	Channel No.683 5825MHz
802.11a	Chain0	16.39	16.35	15.88
802.11n HT20	Chain0	17.33	17.26	16.96
802.11ac VHT20	Chain0	17.12	16.86	16.78

Test Mode	Antenna	6dB Bandwidth (MHz)		
		Channel No.669 5755MHz	---	Channel No.677 5795MHz
802.11n HT40	Chain0	34.64	---	35.08
802.11ac VHT40	Chain0	35.16	---	35.23


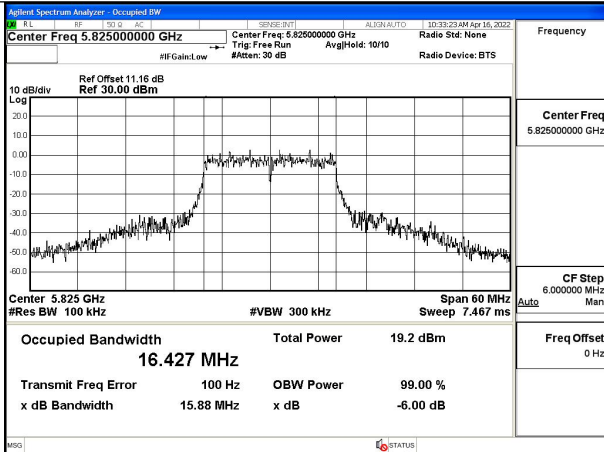
Test Mode	Antenna	6dB Bandwidth (MHz)		
		Channel No.673 5775MHz	---	---
802.11ac VHT80	Chain0	75.66	---	---

Test Mode: 802.11a



Test Mode:802.11a 5745MHz Chain0

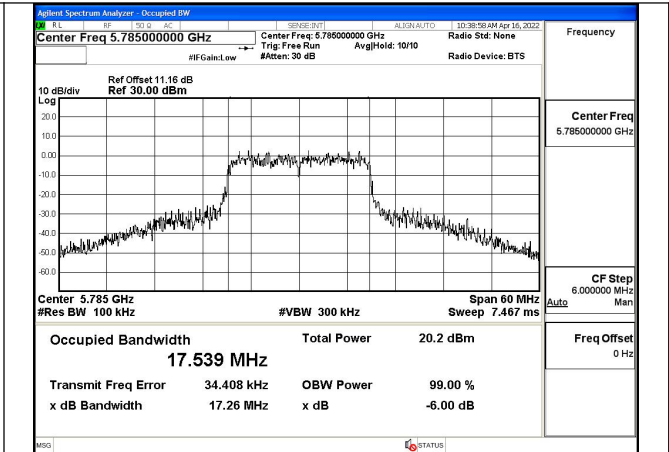
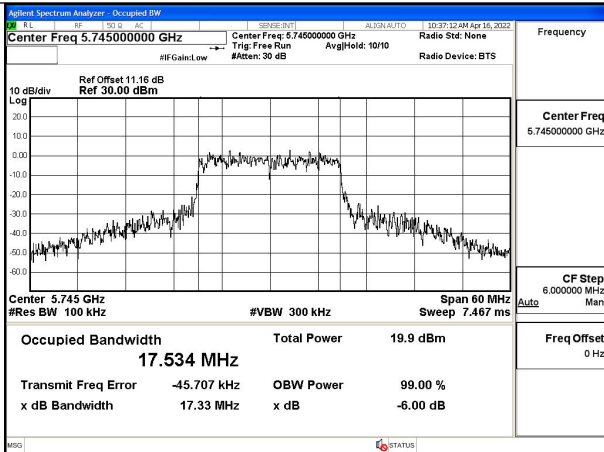
Test Mode:802.11a 5785MHz Chain0



Test Mode:802.11n HT20 5745MHz Chain0


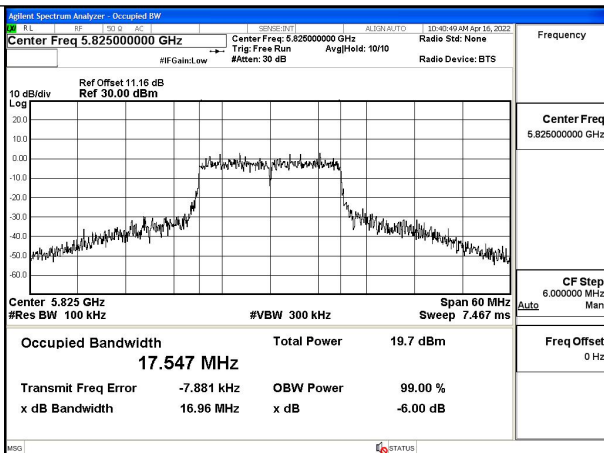
Test Mode:802.11n HT20 5785MHz Chain0

Test Mode: 802.11n HT20



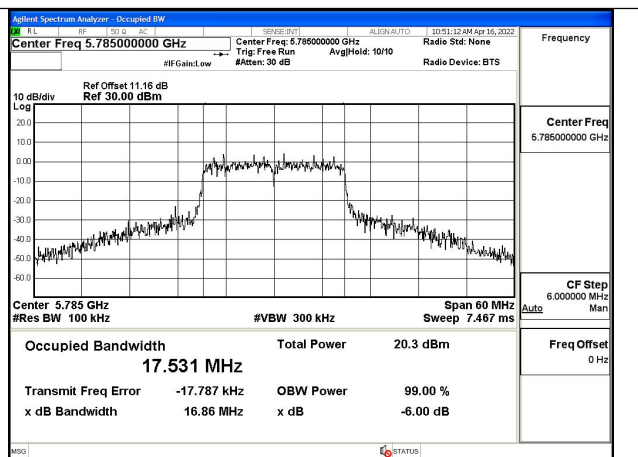
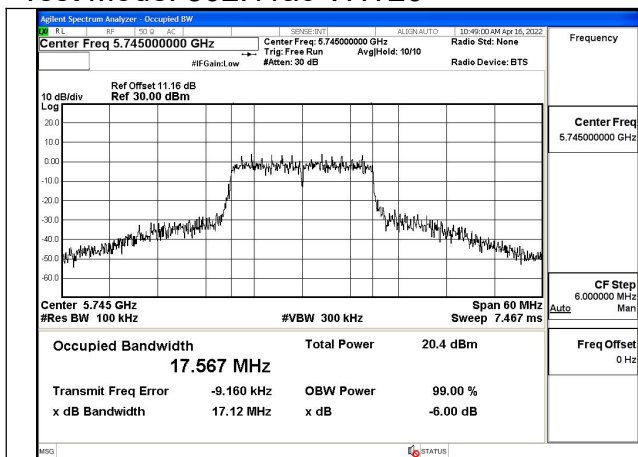
Test Mode:802.11n HT20 5745MHz Chain0

Test Mode:802.11n HT20 5785MHz Chain0



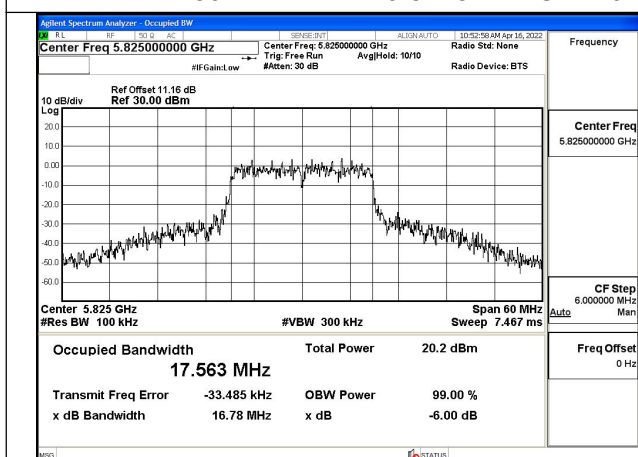
Test Mode:802.11n HT20 5825MHz Chain0

Test Mode: 802.11ac VHT20



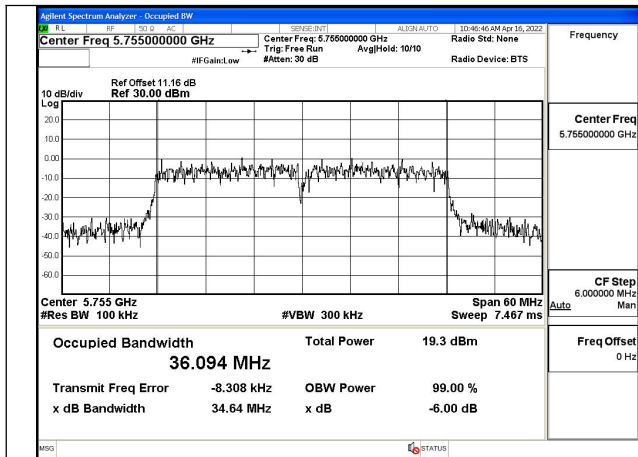
Test Mode:802.11ac VHT20 5745MHz Chain0

Test Mode:802.11ac VHT20 5785MHz Chain0

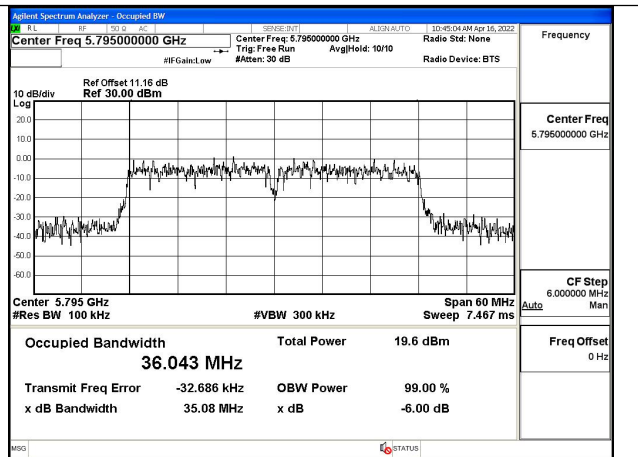


Test Mode:802.11ac VHT20 5825MHz Chain0

Test Mode: 802.11n HT40

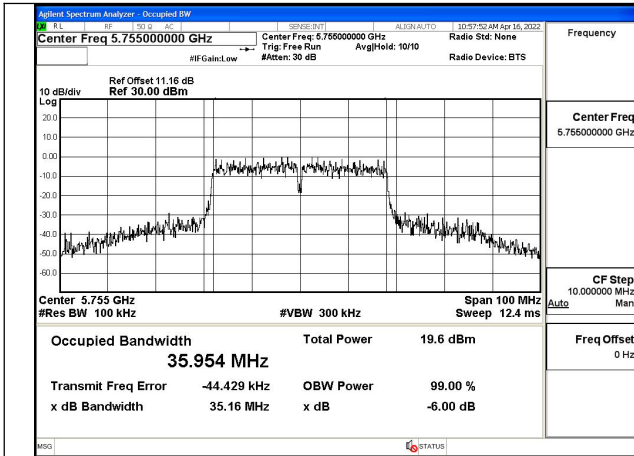


Test Mode:802.11n HT40 5755MHz Chain0

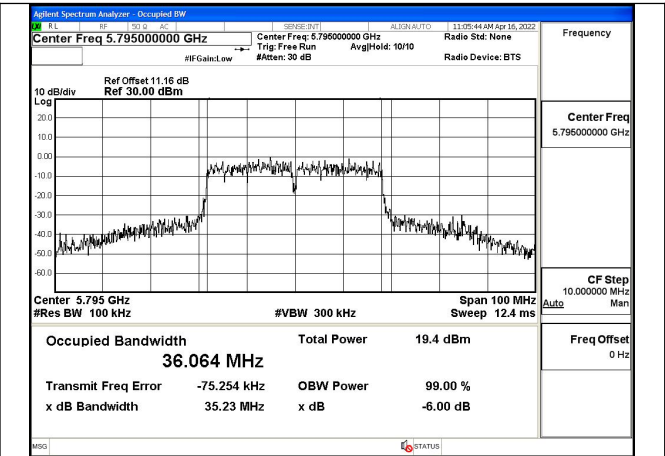


Test Mode:802.11n HT40 5795MHz Chain0

Test Mode: 802.11ac VHT40

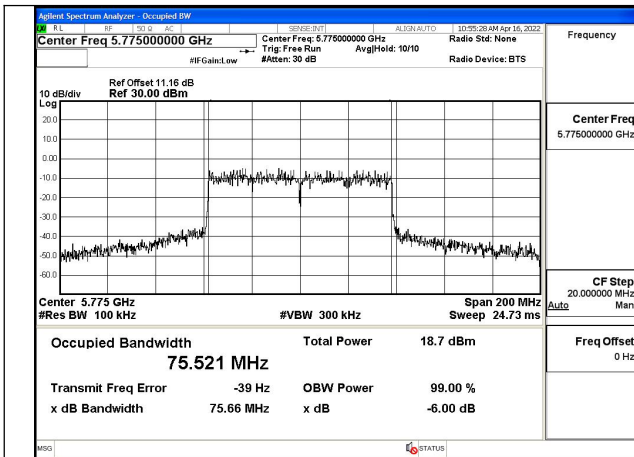


Test Mode:802.11ac VHT40 5755MHz Chain0



Test Mode:802.11ac VHT40 5795MHz Chain0

Test Mode: 802.11ac VHT80



Test Mode:802.11ac VHT80 5775MHz Chain0

Transmitter Power Spectral Density

Offset 11.16dB = Attenuator + Temporary antenna connector loss + Cable loss

Test Mode	Antenna	5745MHz		5785MHz		5825MHz	
		Correction Factor(dB)	Power Density (dBm/500KHz)	Correction Factor(dB)	Power Density (dBm/500KHz)	Correction Factor(dB)	Power Density (dBm/500KHz)
802.11a	Chain0	0.76	3.187	0.76	3.330	0.76	3.517
802.11n HT20	Chain0	0.76	3.493	0.76	3.388	0.76	3.490
802.11ac VHT20	Chain0	0.73	4.006	0.73	4.312	0.73	4.220

Note: As measurement bandwidth of Maximum PSD is specified in 500 kHz, add 10log(500kHz/RBW) to the measured result.