

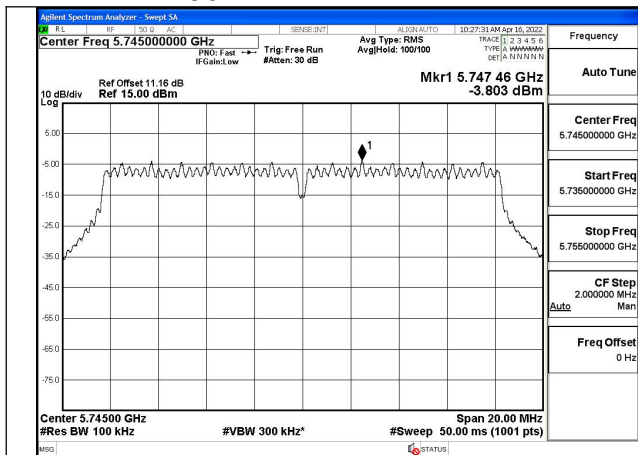
Test Mode	Antenna	5755MHz		---		5795MHz	
		Correction Factor(dB)	Power Density (dBm/500KHz)	Correction Factor(dB)	Power Density (dBm/500KHz)	Correction Factor(dB)	Power Density (dBm/500KHz)
802.11n HT40	Chain0	1.01	0.869	---	---	1.01	0.989
802.11ac VHT40	Chain0	0.96	0.734	---	---	0.96	0.910

Note: As measurement bandwidth of Maximum PSD is specified in 500 kHz, add 10log(500kHz/RBW) to the measured result.

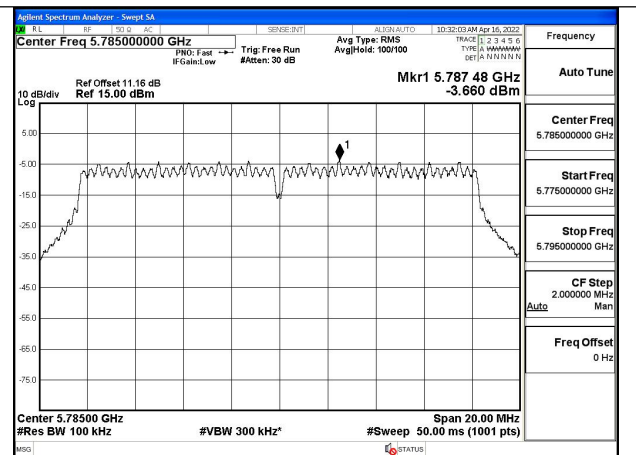
Test Mode	Antenna	5775MHz		---		---	
		Correction Factor(dB)	Power Density (dBm/500KHz)	Correction Factor(dB)	Power Density (dBm/500KHz)	Correction Factor(dB)	Power Density (dBm/500KHz)
802.11ac VHT80	Chain0	1.14	-1.691	---	---	---	---

Note: As measurement bandwidth of Maximum PSD is specified in 500 kHz, add 10log(500kHz/RBW) to the measured result.

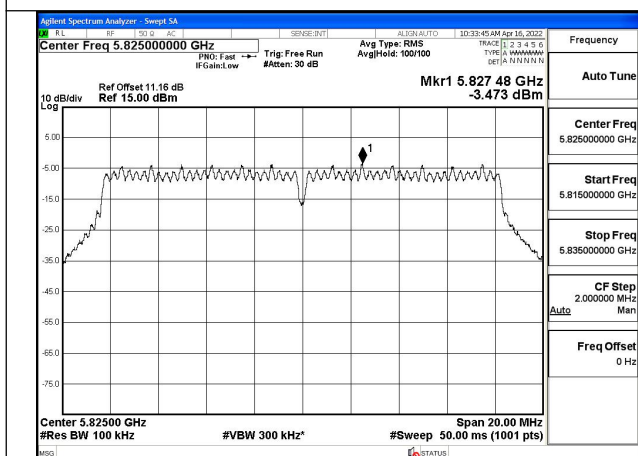
**Test Mode: 802.11a**



Test Mode:802.11a 5745MHz Chain0

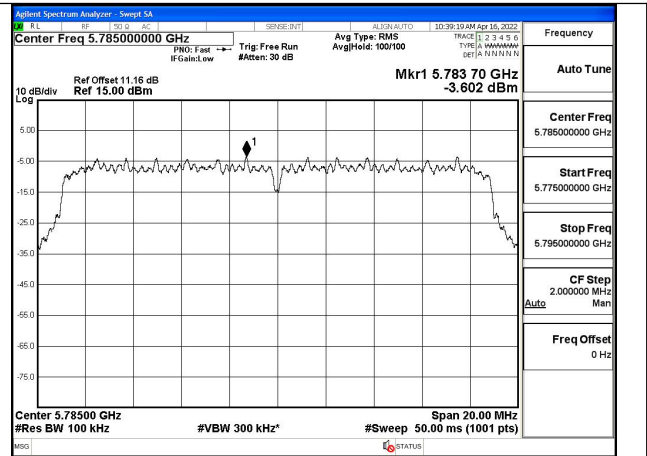
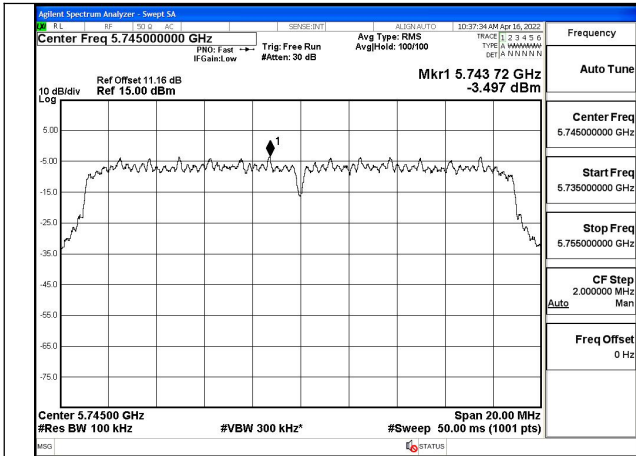


Test Mode:802.11a 5785MHz Chain0



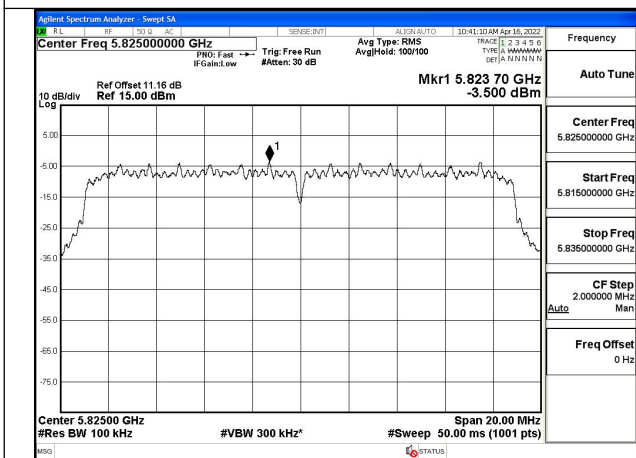
Test Mode:802.11a 5825MHz Chain0

Test Mode: 802.11n HT20



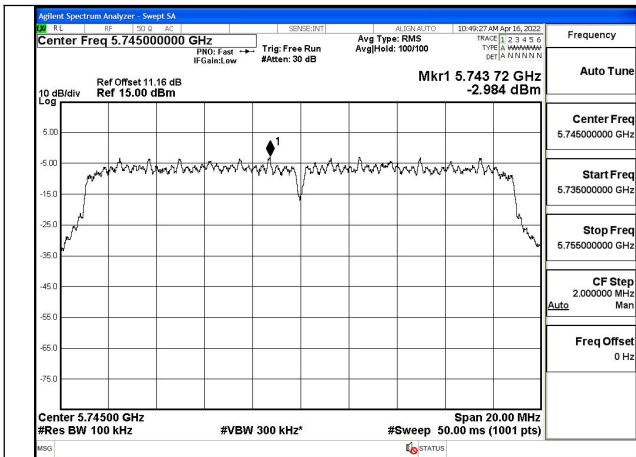
Test Mode:802.11n HT20 5745MHz Chain0

Test Mode:802.11n HT20 5785MHz Chain0

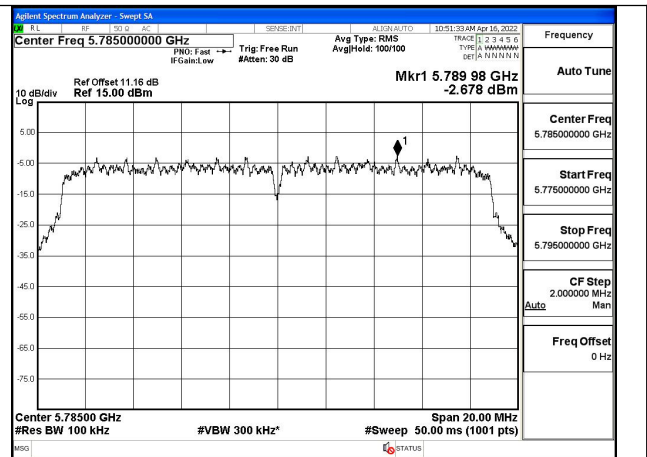


Test Mode:802.11n HT20 5825MHz Chain0

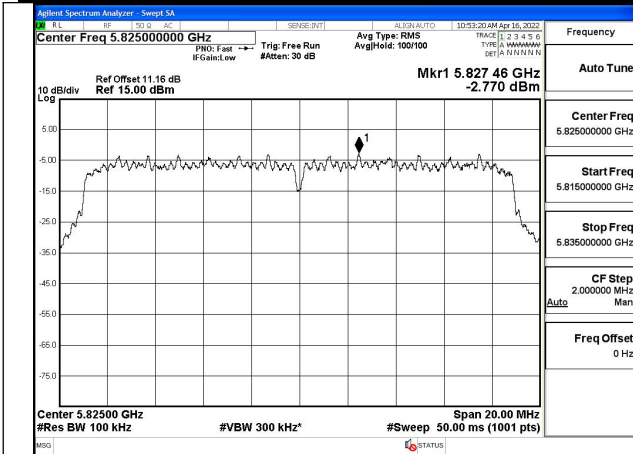
Test Mode: 802.11ac VHT20



Test Mode:802.11ac VHT20 5745MHz Chain0

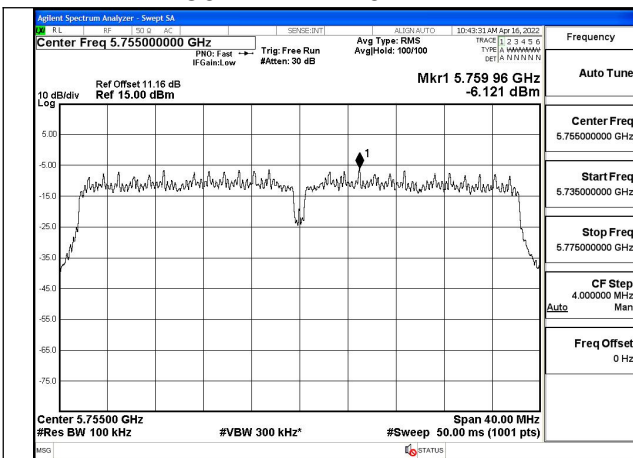


Test Mode:802.11ac VHT20 5785MHz Chain0

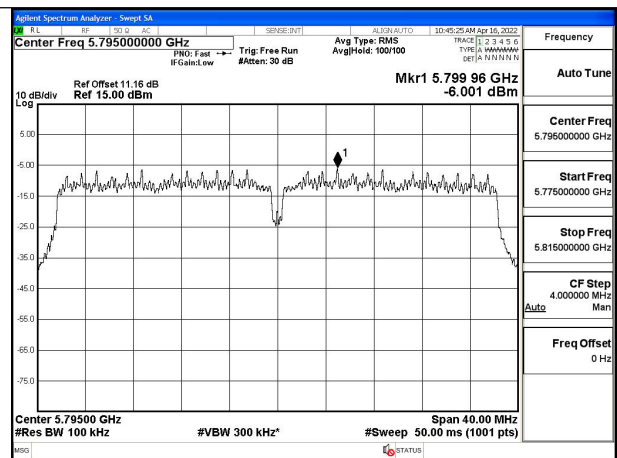


Test Mode:802.11ac VHT20 5825MHz Chain0

Test Mode: 802.11n HT40

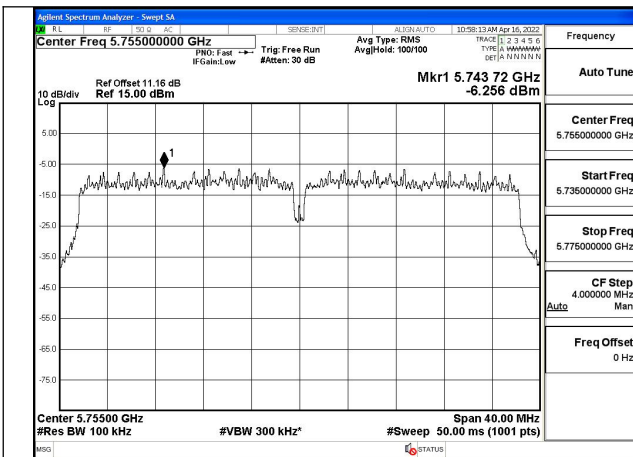


Test Mode:802.11n HT40 5755MHz Chain0

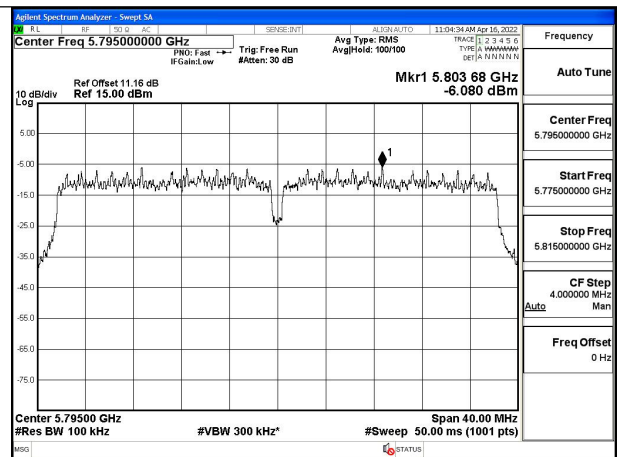


Test Mode:802.11n HT40 5795MHz Chain0

Test Mode: 802.11ac VHT40



Test Mode:802.11ac VHT40 5755MHz Chain0



Test Mode:802.11ac VHT40 5795MHz Chain0

Test Mode: 802.11ac VHT80

