

Fig.43

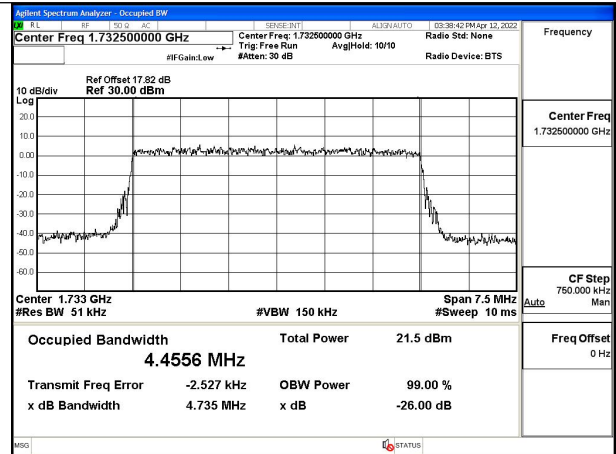


Fig.44

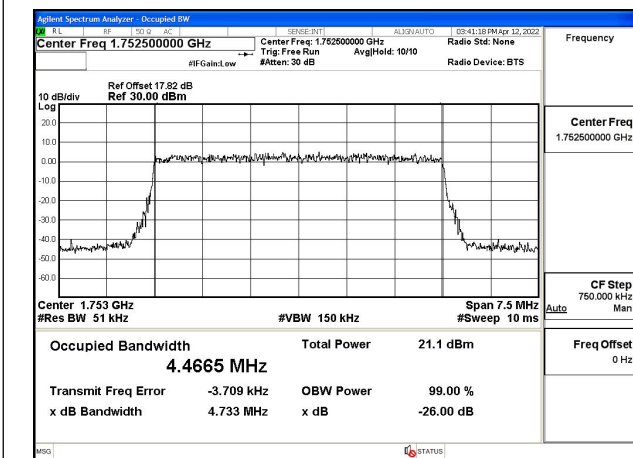


Fig.45

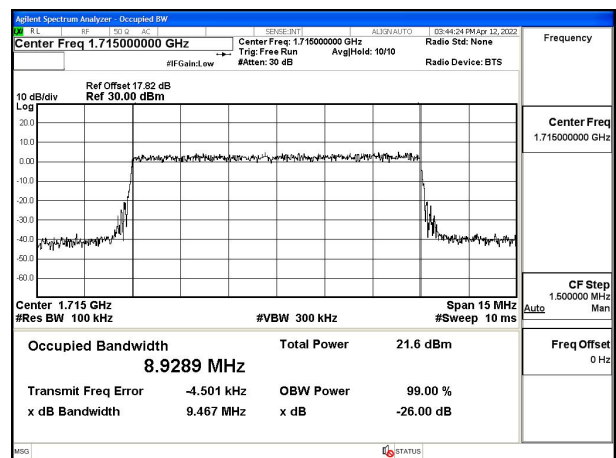


Fig.46

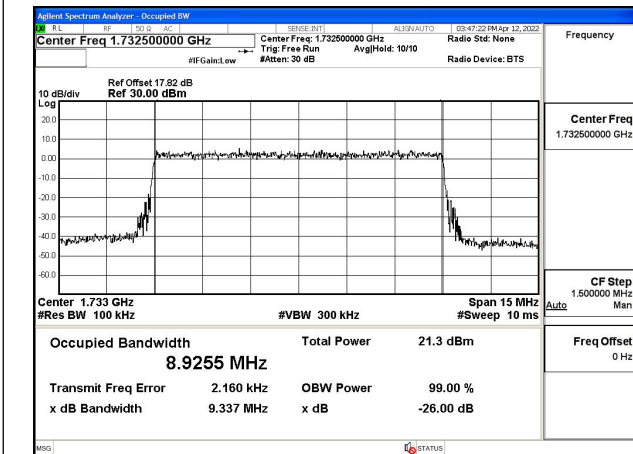


Fig.47

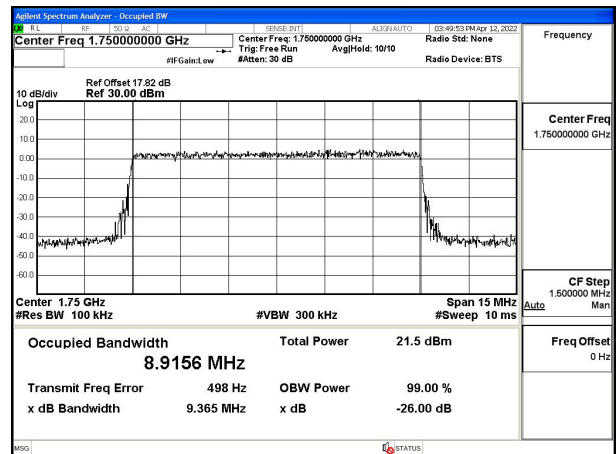


Fig.48

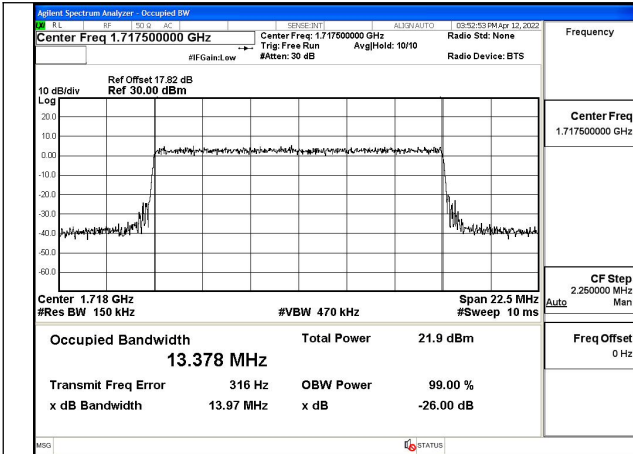


Fig.49

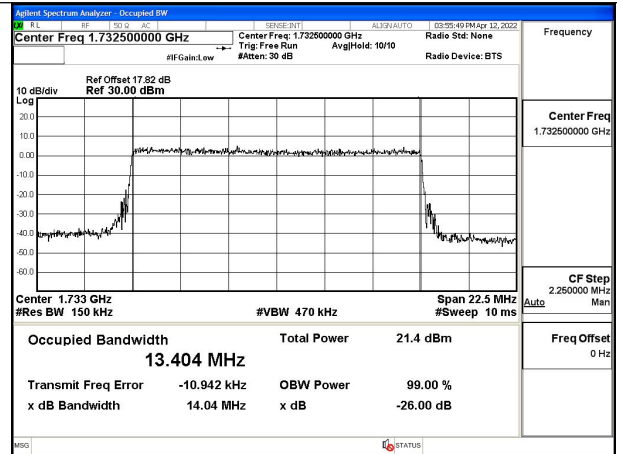


Fig.50

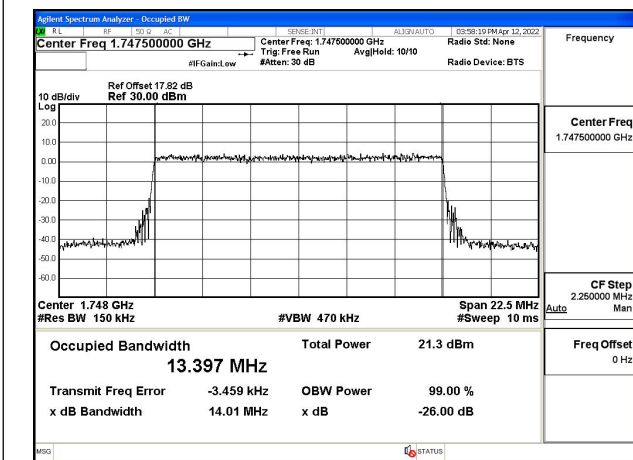


Fig.51

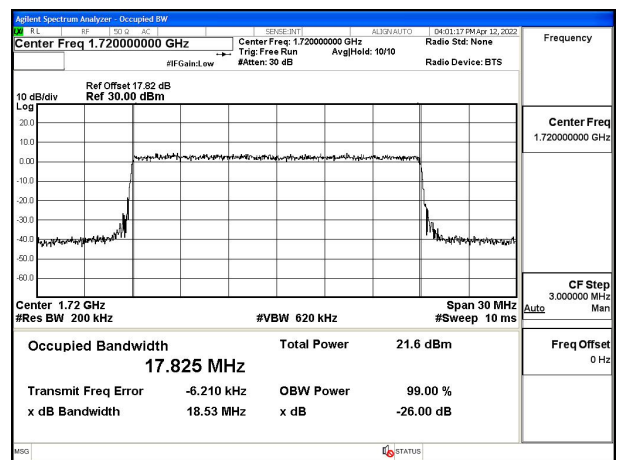


Fig.52

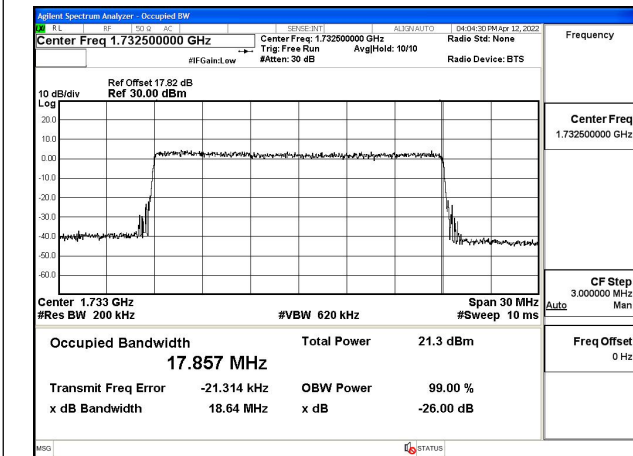


Fig.53

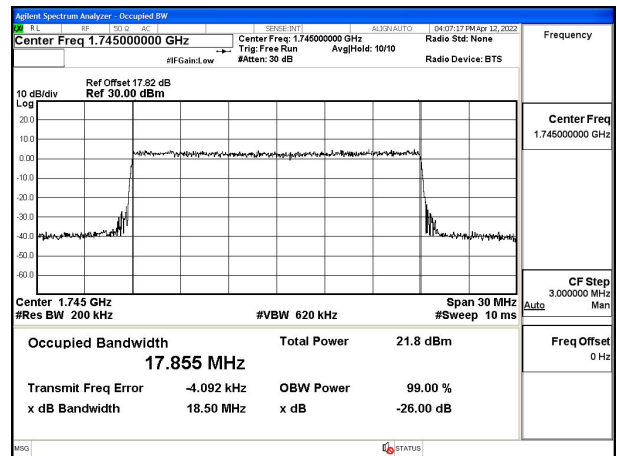


Fig.54

3 Emission Bandwidth

Band	Mode	Carrier frequency (MHz)	Channel	BW (MHz)	RB Size	RB Offset	Bandwidth of -26dB transmitter power (MHz)	
4	QPSK	1710.7	19957	1.4	6	0	1.210	Fig.1
4	QPSK	1732.5	20175	1.4	6	0	1.210	Fig.2
4	QPSK	1754.3	20393	1.4	6	0	1.210	Fig.3
4	QPSK	1711.5	19965	3	15	0	2.920	Fig.4
4	QPSK	1732.5	20175	3	15	0	2.930	Fig.5
4	QPSK	1753.5	20385	3	15	0	2.900	Fig.6
4	QPSK	1712.5	19975	5	25	0	4.780	Fig.7
4	QPSK	1732.5	20175	5	25	0	4.750	Fig.8
4	QPSK	1752.5	20375	5	25	0	4.730	Fig.9
4	QPSK	1715	20000	10	50	0	9.380	Fig.10
4	QPSK	1732.5	20175	10	50	0	9.460	Fig.11
4	QPSK	1750	20350	10	50	0	9.500	Fig.12
4	QPSK	1717.5	20025	15	75	0	13.880	Fig.13
4	QPSK	1732.5	20175	15	75	0	13.950	Fig.14
4	QPSK	1747.5	20325	15	75	0	14.060	Fig.15
4	QPSK	1720	20050	20	100	0	18.550	Fig.16
4	QPSK	1732.5	20175	20	100	0	18.470	Fig.17
4	QPSK	1745	20300	20	100	0	18.670	Fig.18

Band	Mode	Carrier frequency (MHz)	Channel	BW (MHz)	RB Size	RB Offset	Bandwidth of -26dB transmitter power (MHz)	
4	16QAM	1710.7	19957	1.4	6	0	1.190	Fig.19
4	16QAM	1732.5	20175	1.4	6	0	1.210	Fig.20
4	16QAM	1754.3	20393	1.4	6	0	1.200	Fig.21
4	16QAM	1711.5	19965	3	15	0	2.940	Fig.22
4	16QAM	1732.5	20175	3	15	0	2.930	Fig.23
4	16QAM	1753.5	20385	3	15	0	2.900	Fig.24
4	16QAM	1712.5	19975	5	25	0	4.780	Fig.25
4	16QAM	1732.5	20175	5	25	0	4.780	Fig.26
4	16QAM	1752.5	20375	5	25	0	4.720	Fig.27
4	16QAM	1715	20000	10	50	0	9.440	Fig.28
4	16QAM	1732.5	20175	10	50	0	9.350	Fig.29
4	16QAM	1750	20350	10	50	0	9.340	Fig.30
4	16QAM	1717.5	20025	15	75	0	13.970	Fig.31
4	16QAM	1732.5	20175	15	75	0	13.880	Fig.32
4	16QAM	1747.5	20325	15	75	0	13.990	Fig.33
4	16QAM	1720	20050	20	100	0	18.530	Fig.34
4	16QAM	1732.5	20175	20	100	0	18.550	Fig.35
4	16QAM	1745	20300	20	100	0	18.640	Fig.36

Band	Mode	Carrier frequency (MHz)	Channel	BW (MHz)	RB Size	RB Offset	Bandwidth of -26dB transmitter power (MHz)	
4	64QAM	1710.7	19957	1.4	6	0	1.190	Fig.37
4	64QAM	1732.5	20175	1.4	6	0	1.210	Fig.38
4	64QAM	1754.3	20393	1.4	6	0	1.210	Fig.39
4	64QAM	1711.5	19965	3	15	0	2.900	Fig.40
4	64QAM	1732.5	20175	3	15	0	2.880	Fig.41
4	64QAM	1753.5	20385	3	15	0	2.870	Fig.42
4	64QAM	1712.5	19975	5	25	0	4.720	Fig.43
4	64QAM	1732.5	20175	5	25	0	4.740	Fig.44
4	64QAM	1752.5	20375	5	25	0	4.730	Fig.45
4	64QAM	1715	20000	10	50	0	9.470	Fig.46
4	64QAM	1732.5	20175	10	50	0	9.340	Fig.47
4	64QAM	1750	20350	10	50	0	9.360	Fig.48
4	64QAM	1717.5	20025	15	75	0	13.970	Fig.49
4	64QAM	1732.5	20175	15	75	0	14.040	Fig.50
4	64QAM	1747.5	20325	15	75	0	14.010	Fig.51
4	64QAM	1720	20050	20	100	0	18.530	Fig.52
4	64QAM	1732.5	20175	20	100	0	18.640	Fig.53
4	64QAM	1745	20300	20	100	0	18.500	Fig.54

Test Mode: QPSK

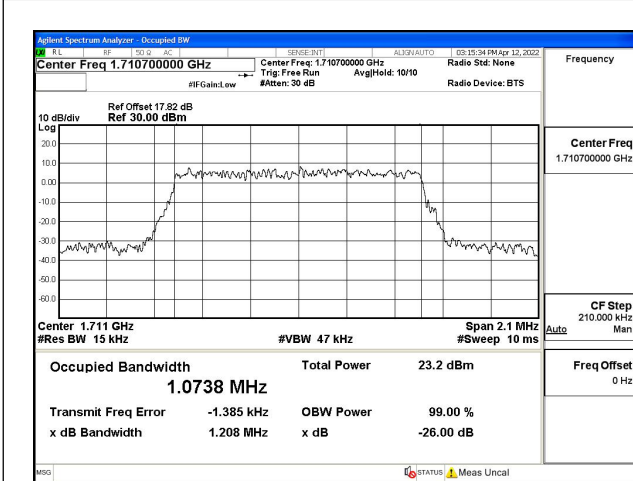


Fig.1

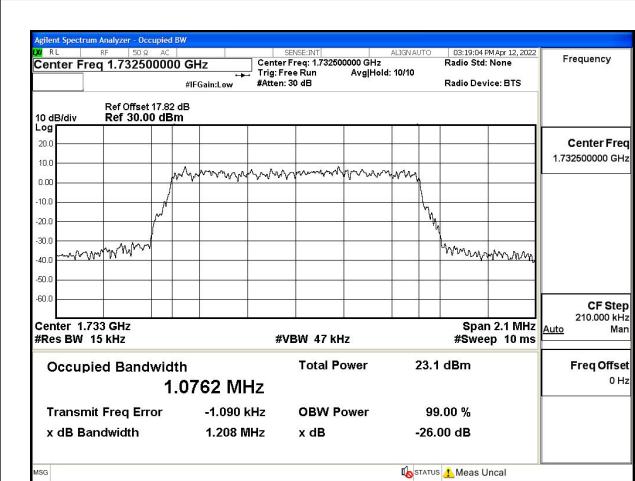


Fig.2

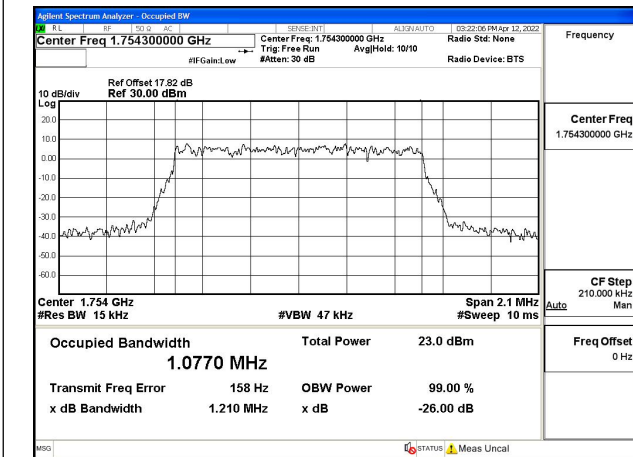


Fig.3

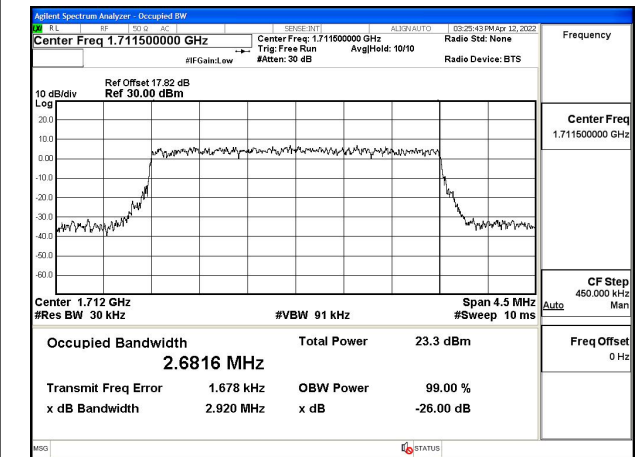


Fig.4

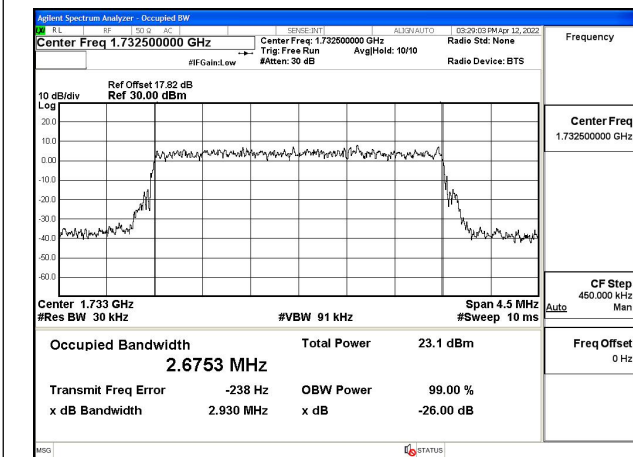


Fig.5

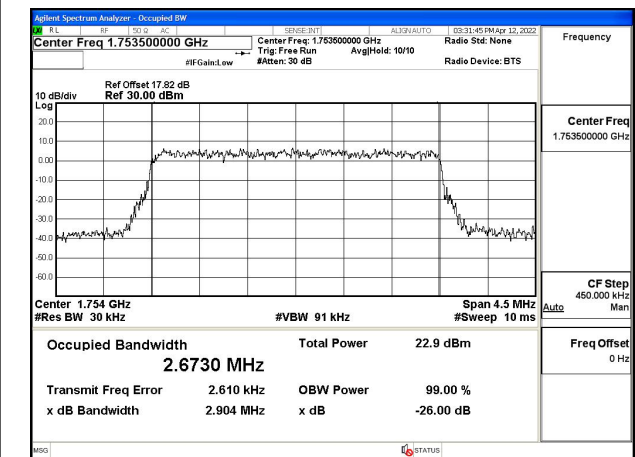


Fig.6

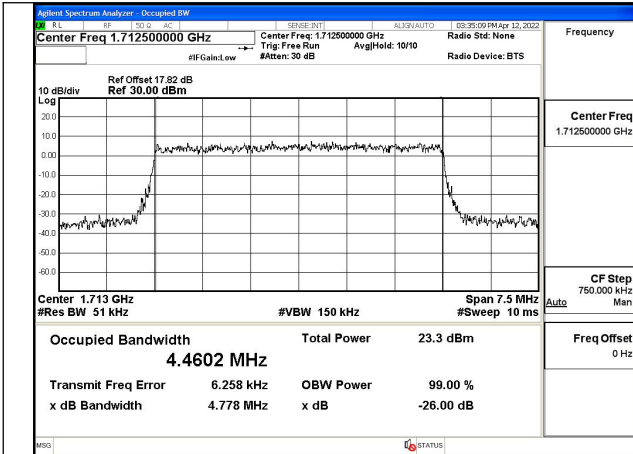


Fig.7

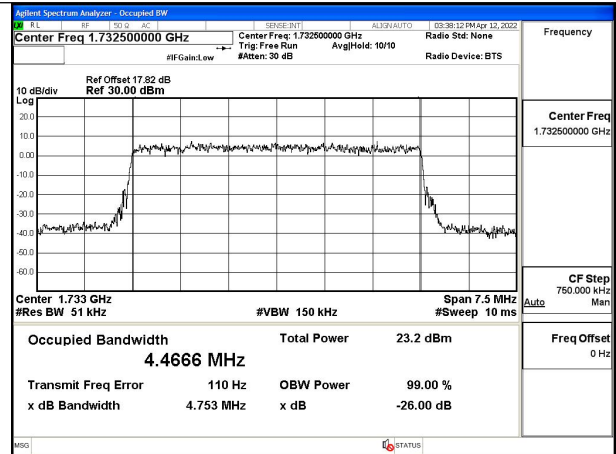


Fig.8

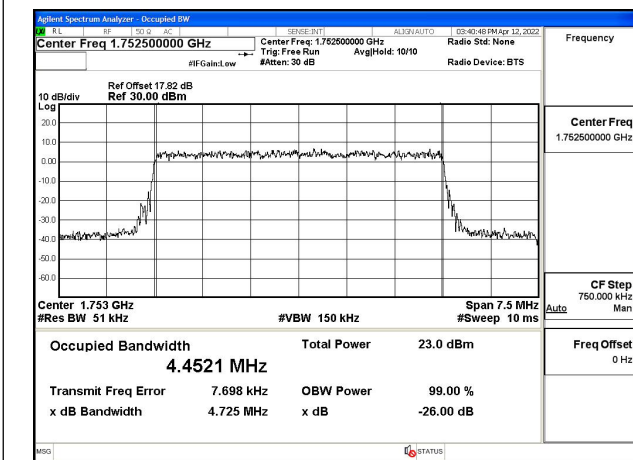


Fig.9

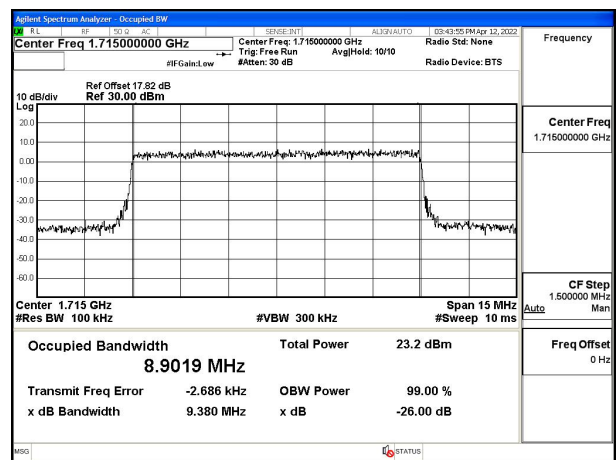


Fig.10

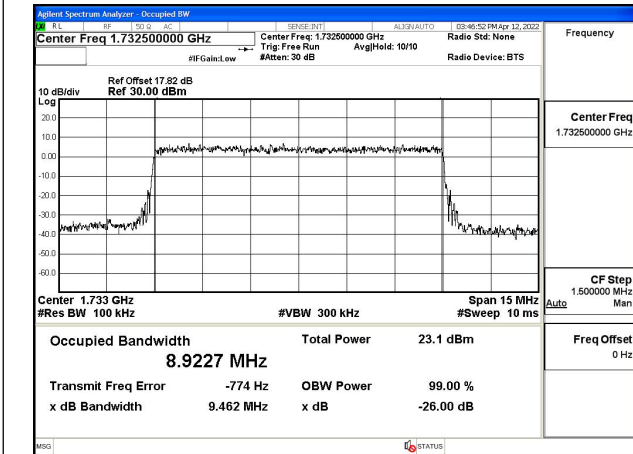


Fig.11

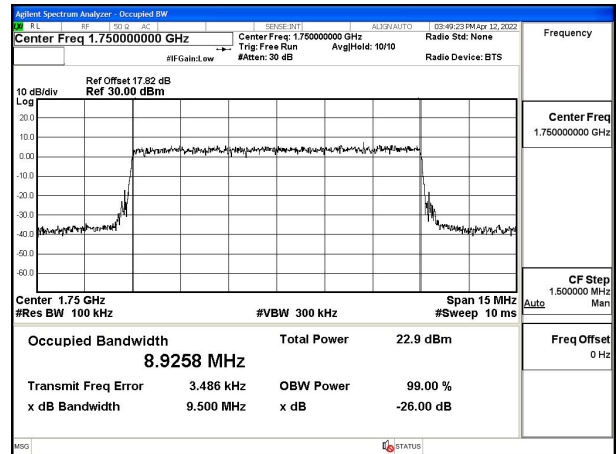


Fig.12

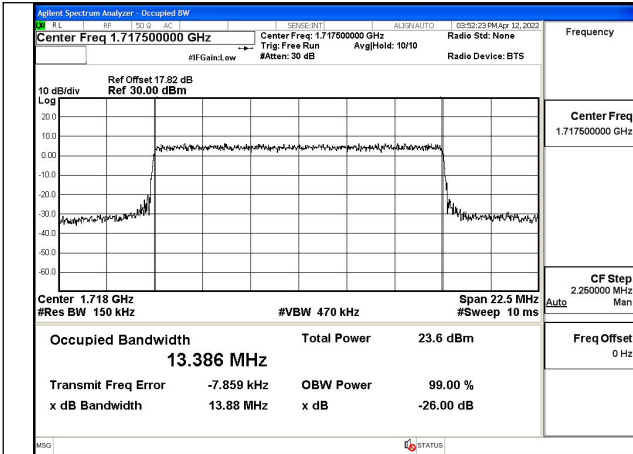


Fig.13

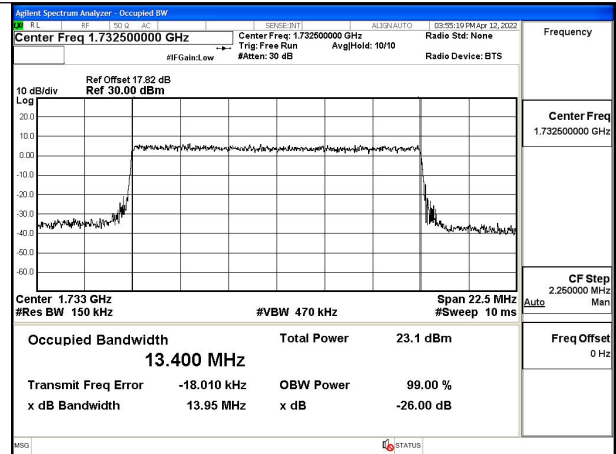


Fig.14

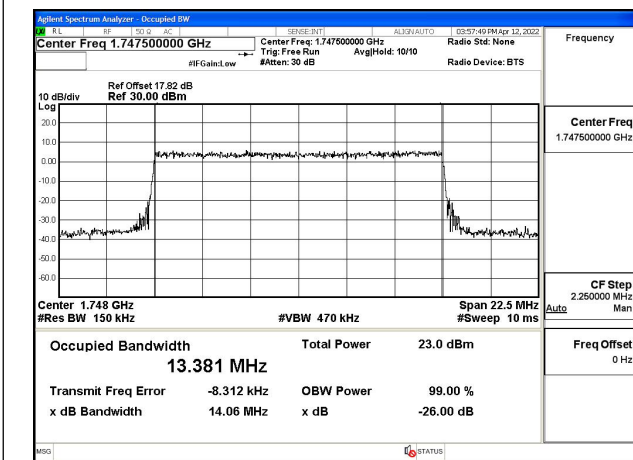


Fig.15

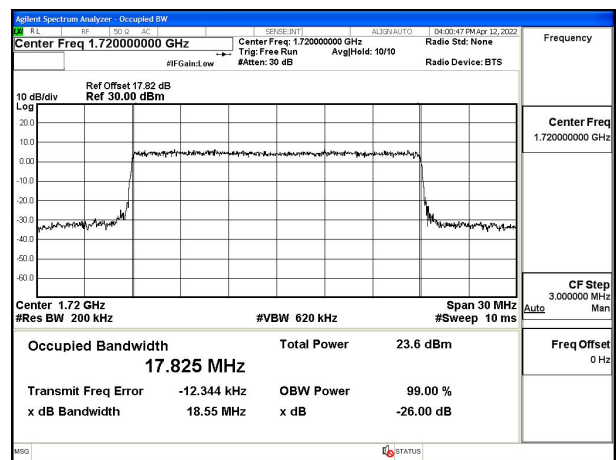


Fig.16

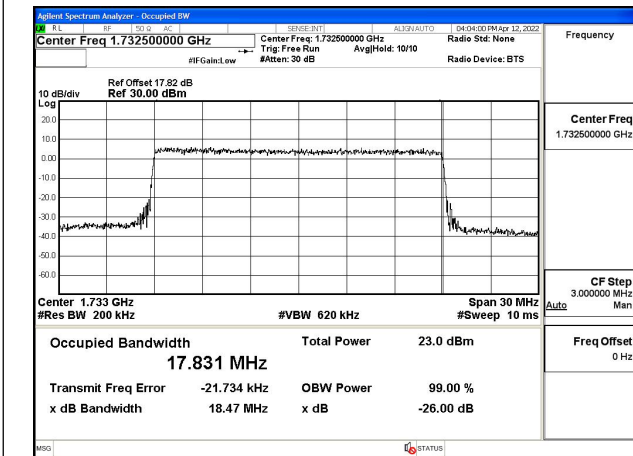


Fig.17

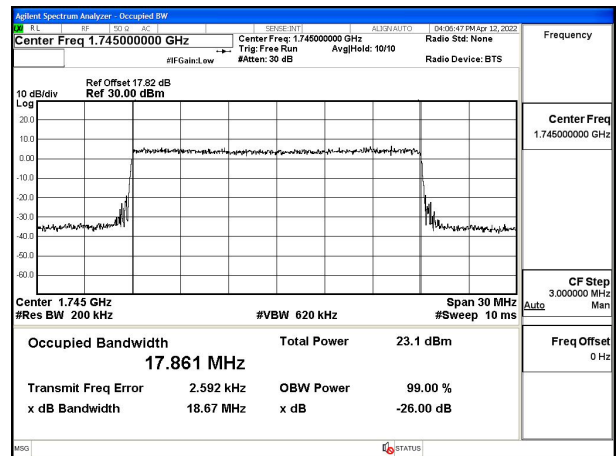


Fig.18

Test Mode: 16QAM

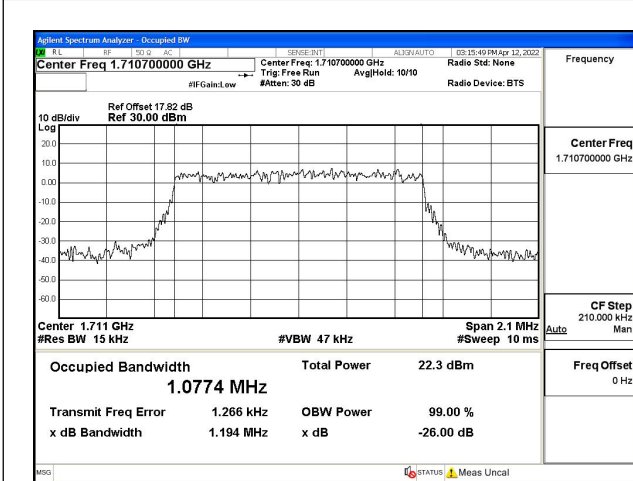


Fig.19

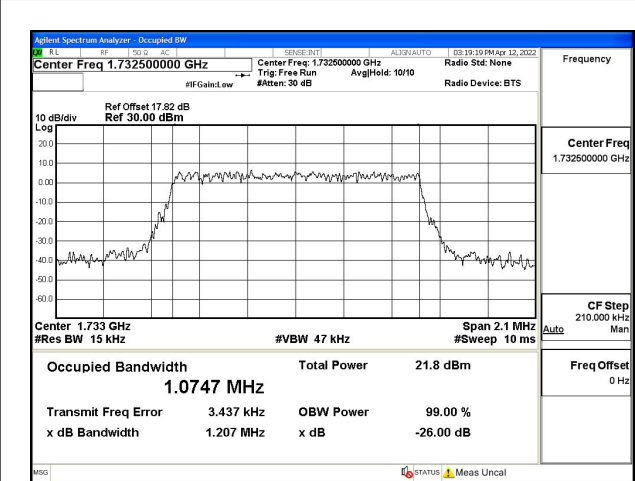


Fig.20

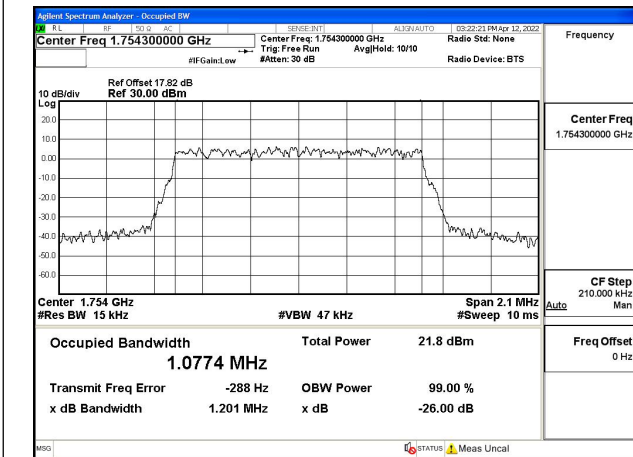


Fig.21

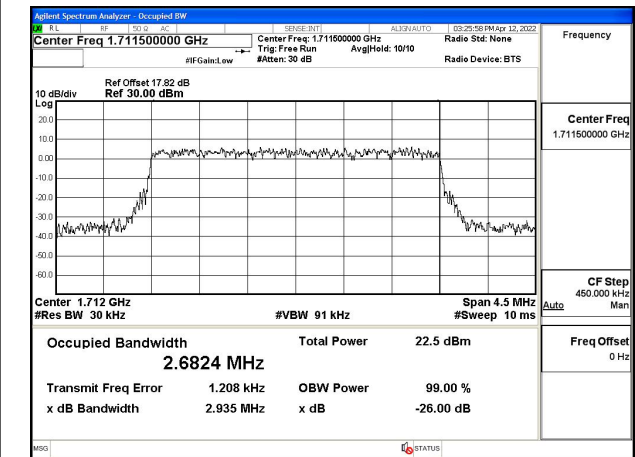


Fig.22

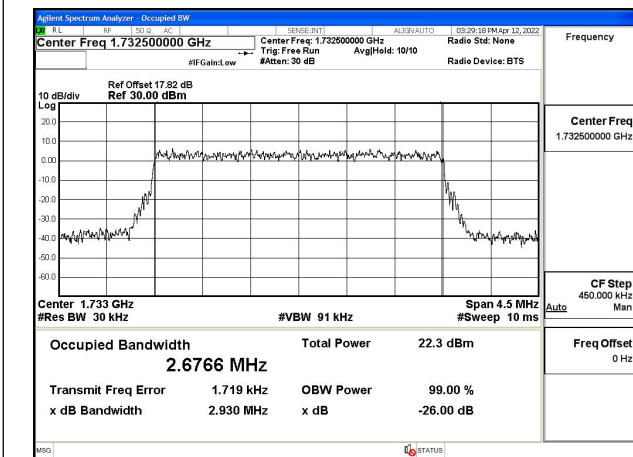


Fig.23

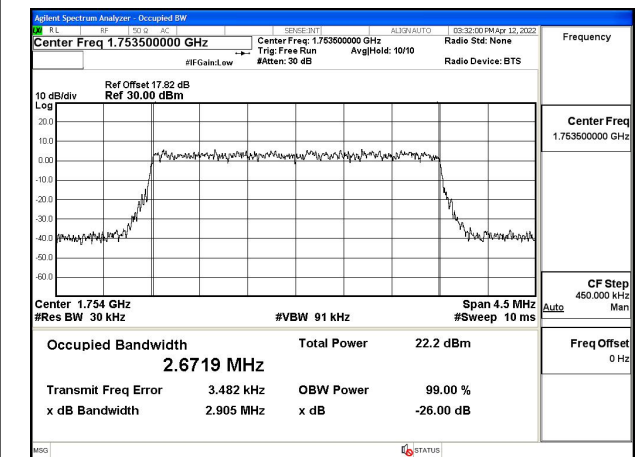


Fig.24

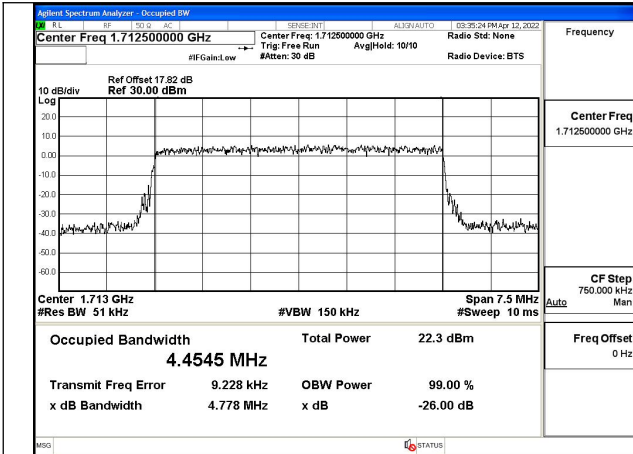


Fig.25

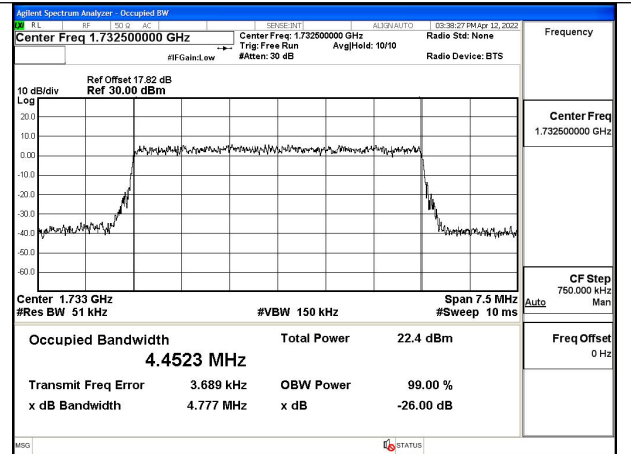


Fig.26

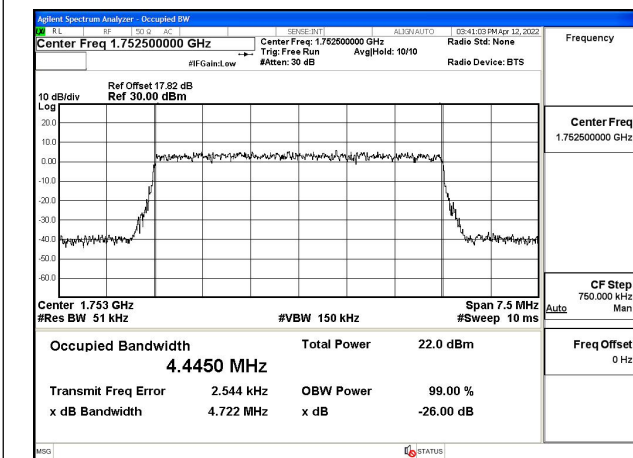


Fig.27

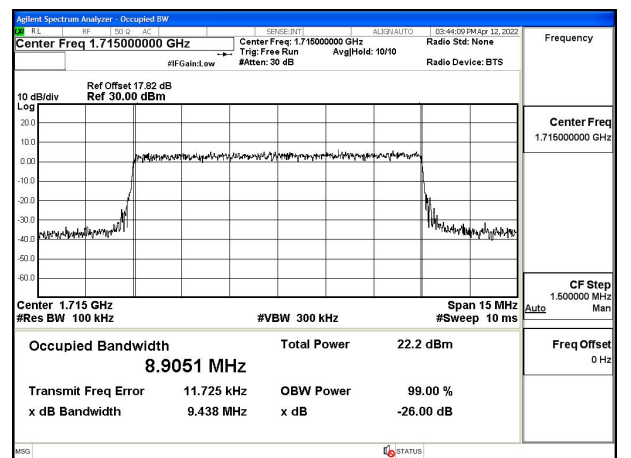


Fig.28

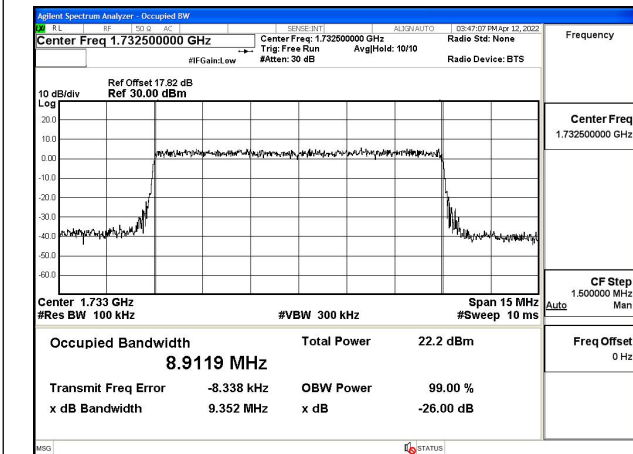


Fig.29

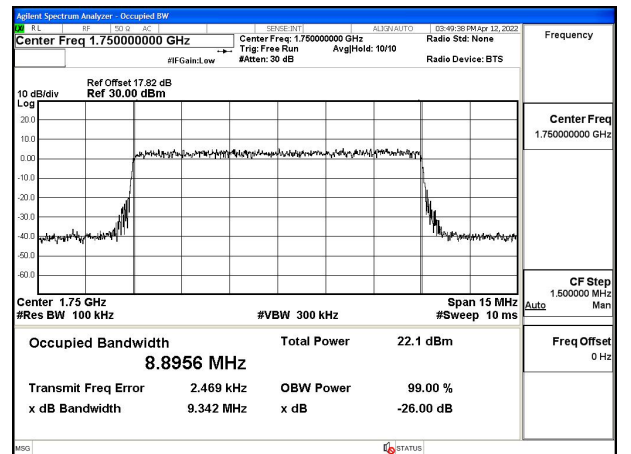


Fig.30