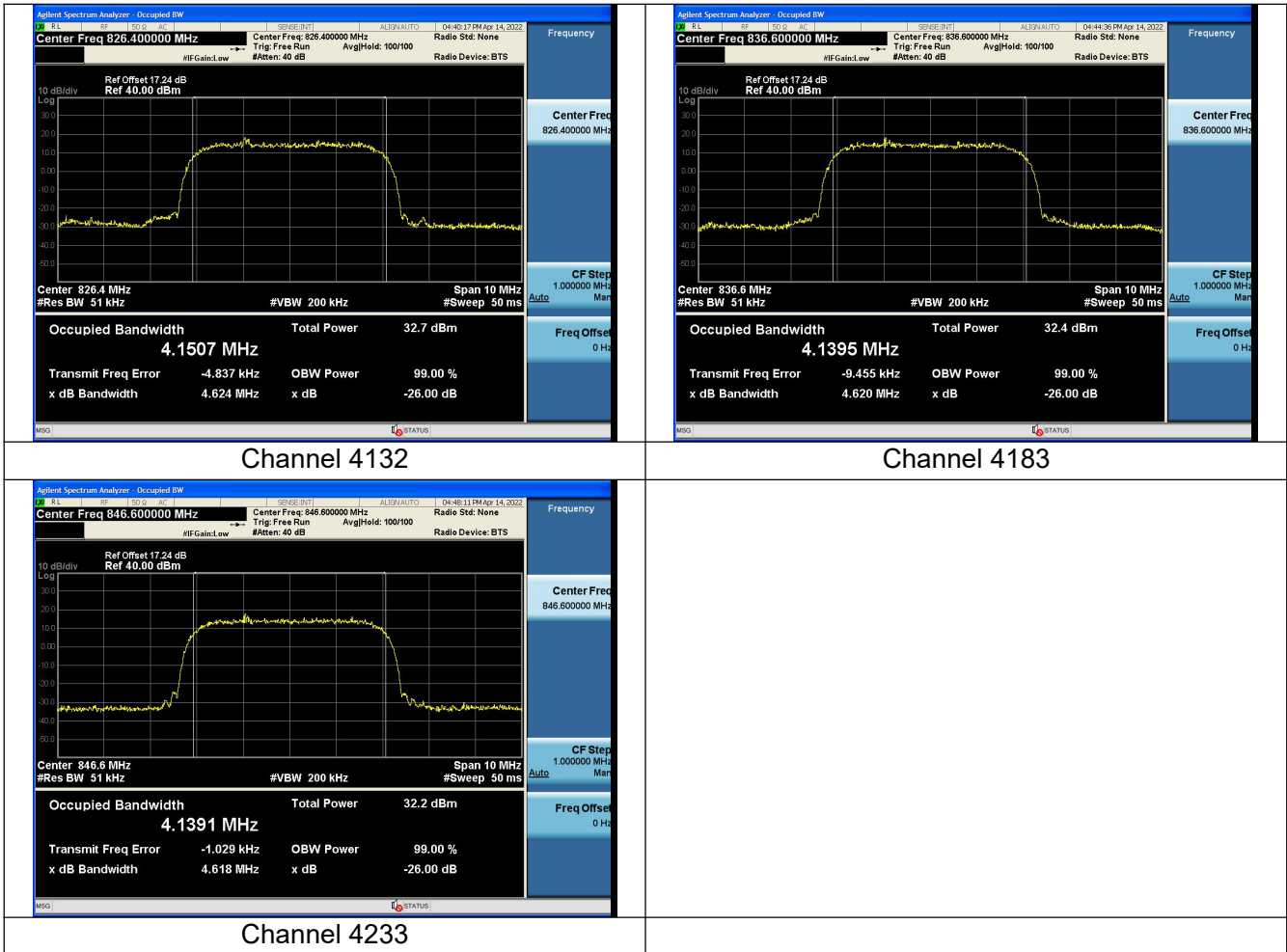


Test Mode: HSUPA



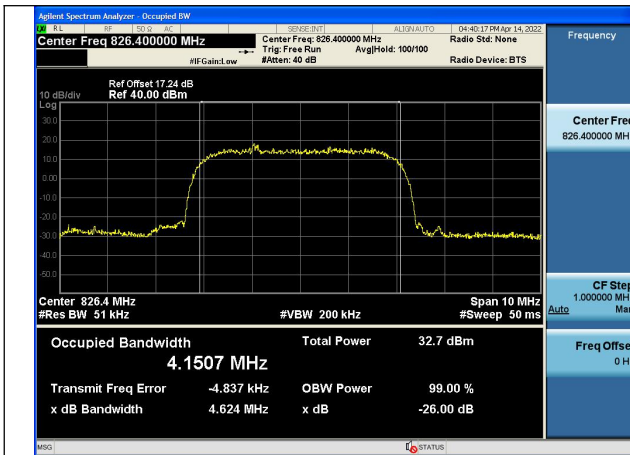
**3. Emission Bandwidth**  
WCDMA band V

Mode	Carrier frequency (MHz)	Channel No.	Bandwidth of -26dBc Power (MHz)
Release 99	826.4	4132	4.64
Release 99	836.6	4183	4.65
Release 99	846.6	4233	4.64

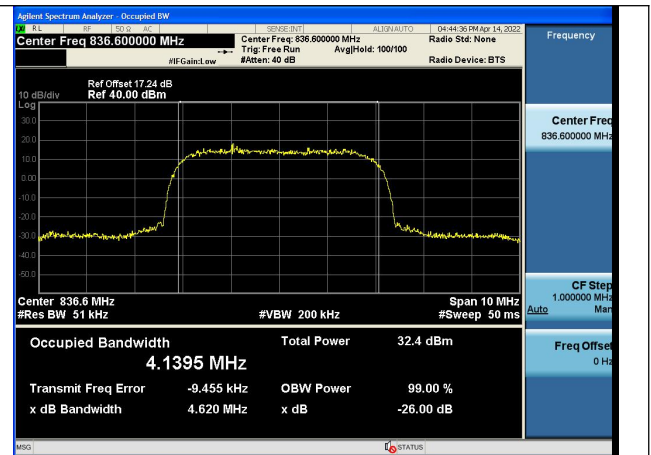
Mode	Carrier frequency (MHz)	Channel No.	Bandwidth of -26dBc Power (MHz)
HSDPA	826.4	4132	4.63
HSDPA	836.6	4183	4.63
HSDPA	846.6	4233	4.62

Mode	Carrier frequency (MHz)	Channel No.	Bandwidth of -26dBc Power (MHz)
HSUPA	826.4	4132	4.62
HSUPA	836.6	4183	4.62
HSUPA	846.6	4233	4.62

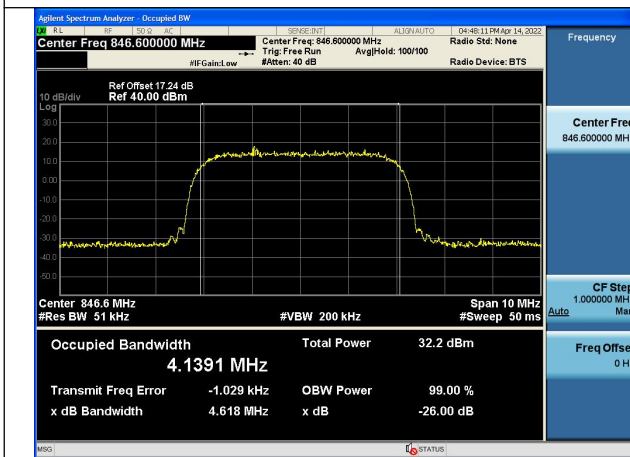
WCDMA band V  
Test Mode: Release 99



Channel 4132

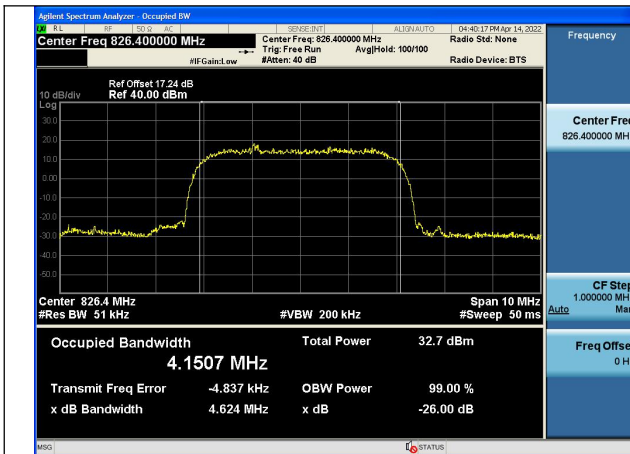


Channel 4183

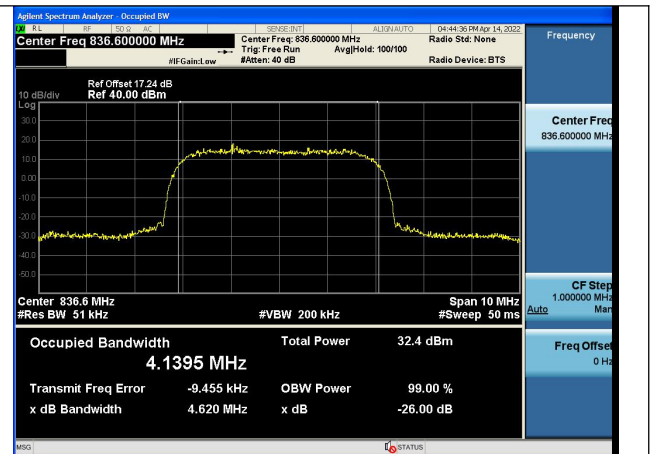


Channel 4233

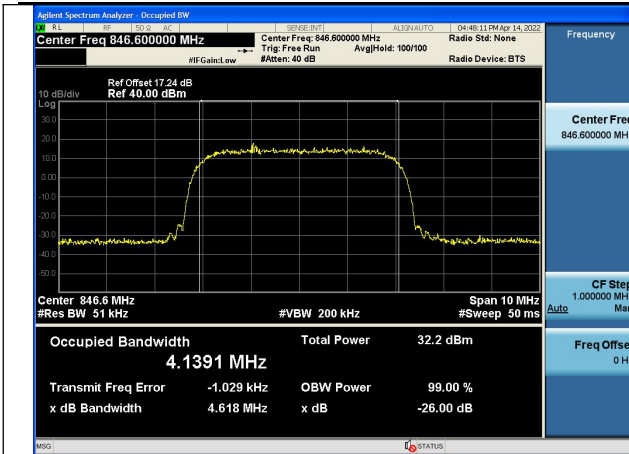
Test Mode: HSDPA



Channel 4132

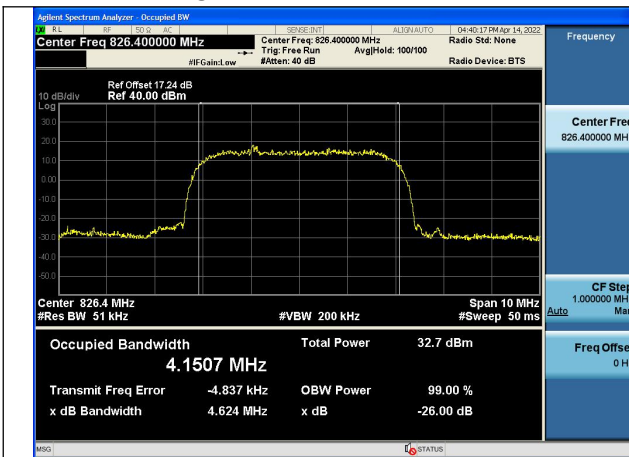


Channel 4183

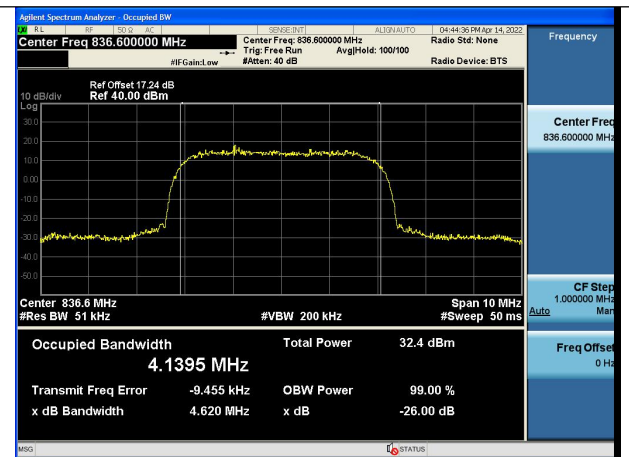


Channel 4233

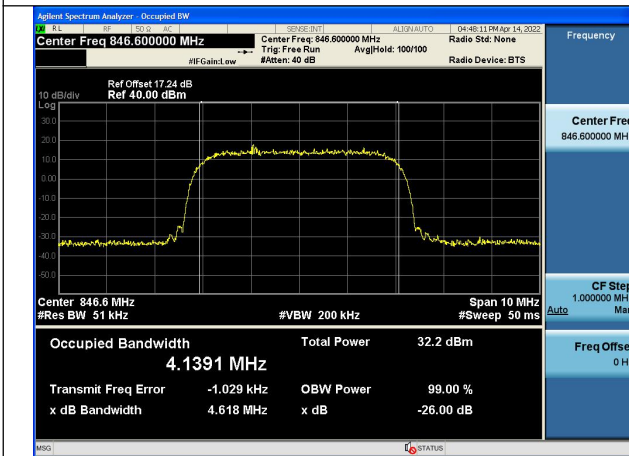
Test Mode: HSUPA



Channel 4132

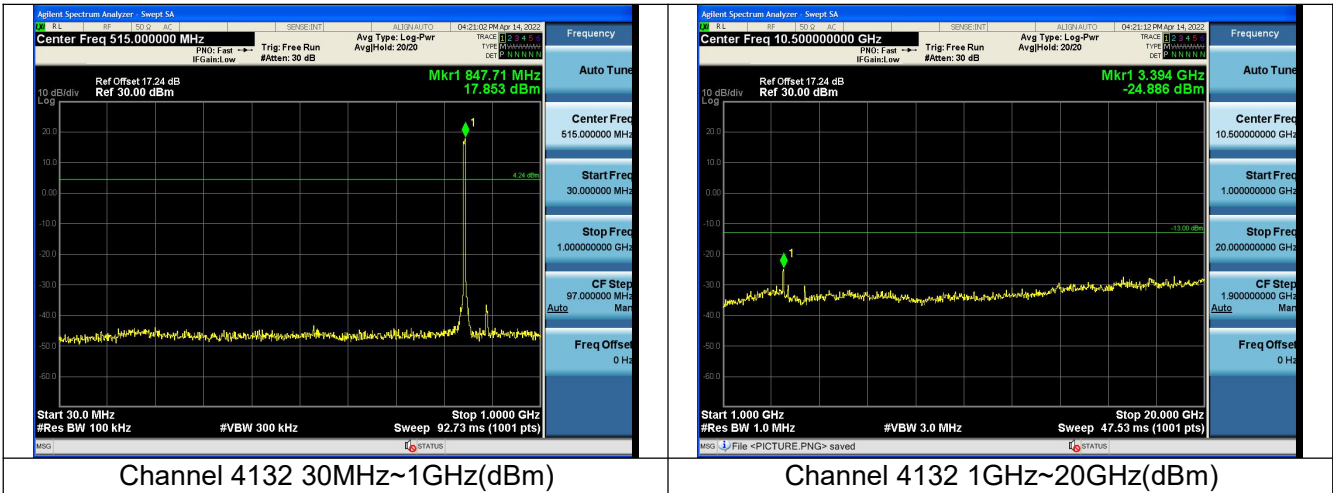


Channel 4183

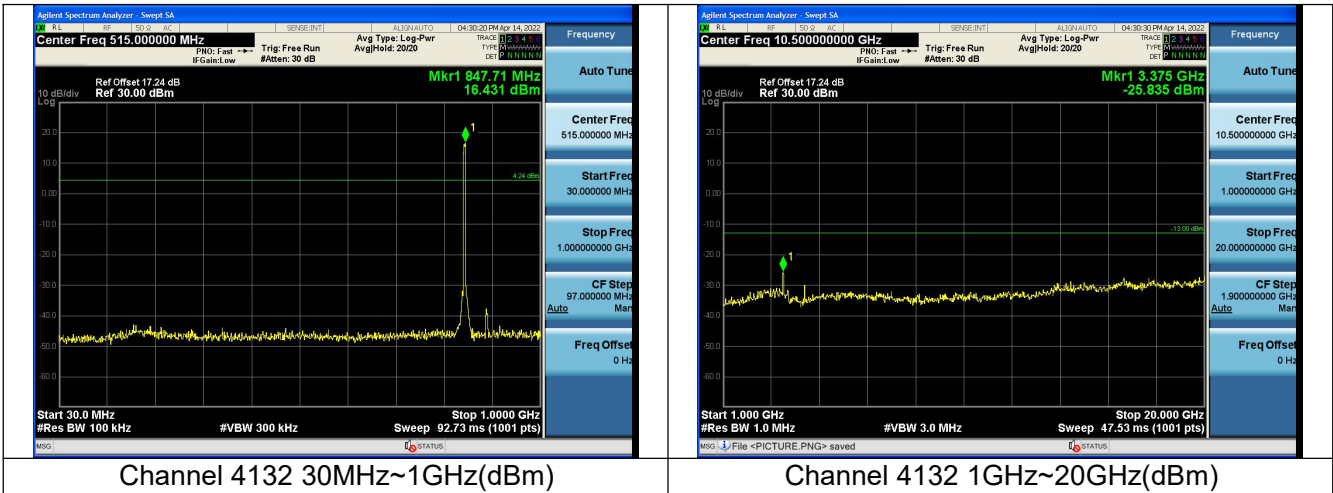


Channel 4233

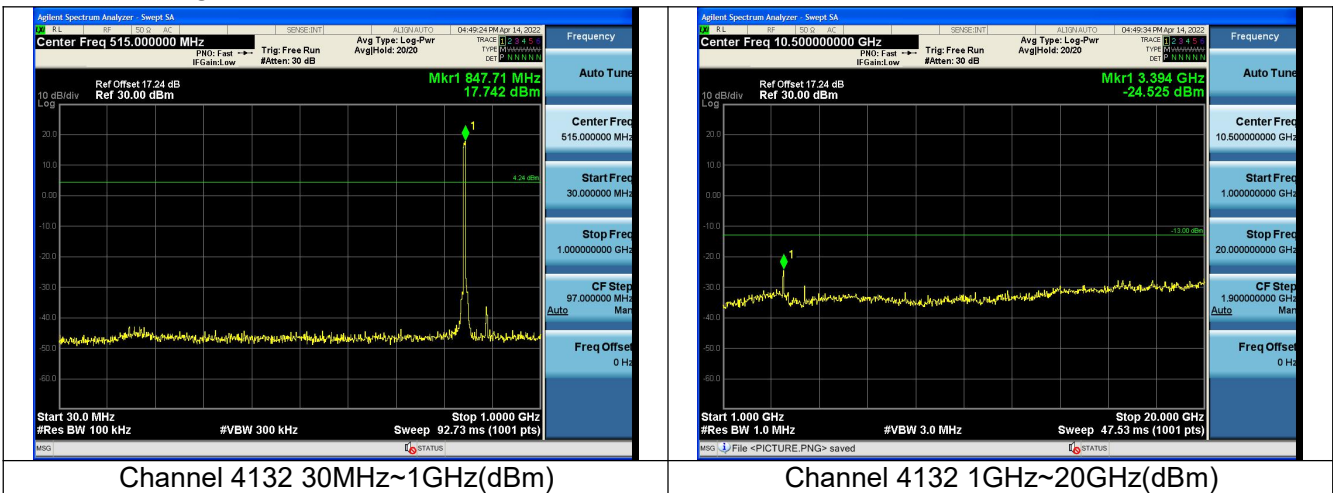
**4. Spurious Emissions at antenna terminal**  
WCDMA band V  
Test Mode: Release 99



Note: The signal beyond the limit is the signal transmitted by EUT.  
Test Mode: HSDPA

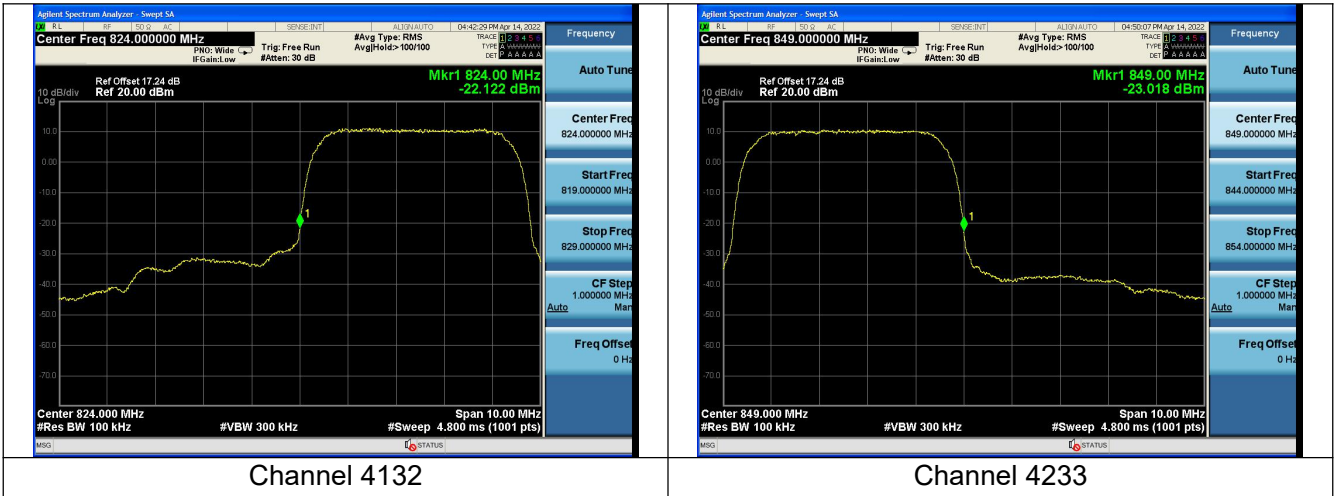


Note: The signal beyond the limit is the signal transmitted by EUT.  
Test Mode: HSUPA

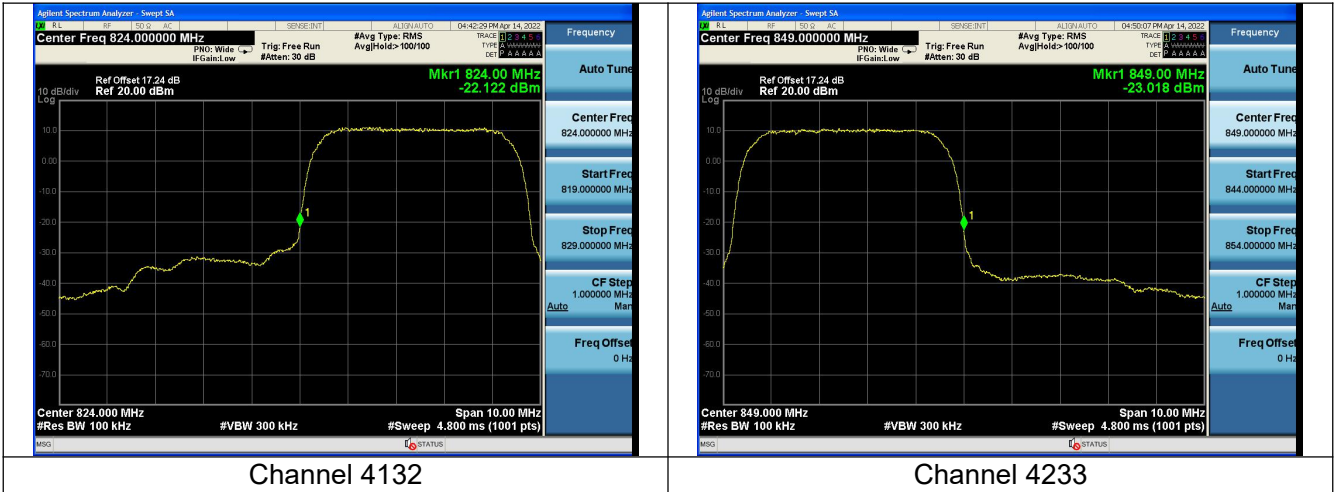


Note: The signal beyond the limit is the signal transmitted by EUT.

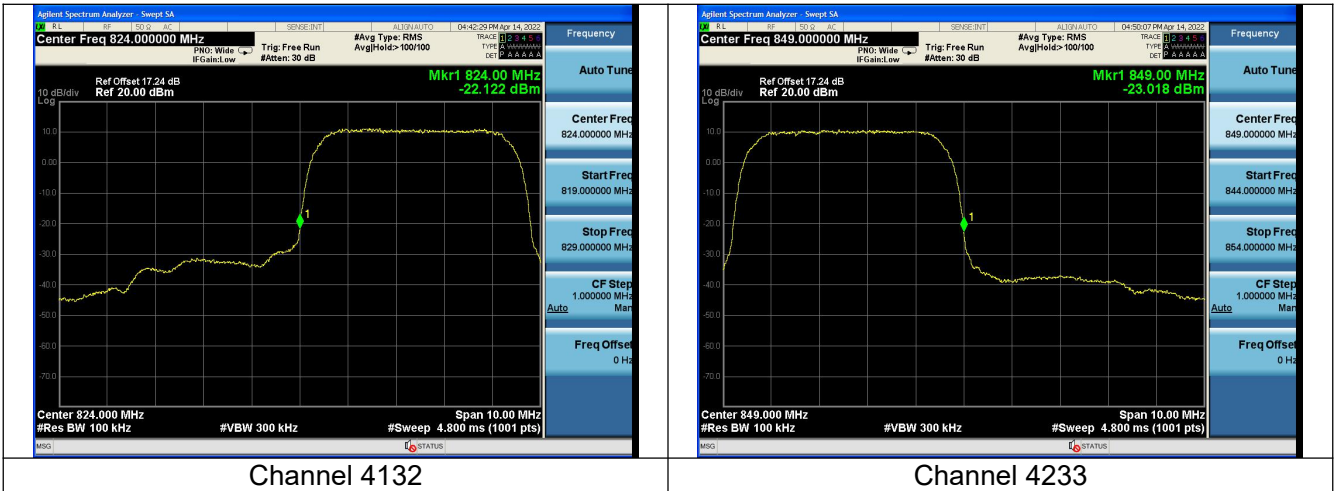
**5. Band Edges Compliance**  
WCDMA band V  
Test Mode: Release 99



Test Mode: HSDPA



Test Mode: HSUPA



## 6. Frequency Stability

WCDMA band V

Test Mode: Release 99

Name	Temperature(°C)	Test Result (ppm)@NV		
		Channel 4132	Channel 4183	Channel 4233
Release 99	-20	0.095	0.077	0.059
Release 99	-10	0.014	0.003	0.052
Release 99	-0	-0.016	0.085	-0.087
Release 99	+10	-0.006	0.052	-0.054
Release 99	+20	0.003	-0.021	-0.038
Release 99	+30	-0.06	-0.049	0.085
Release 99	+40	-0.067	-0.067	-0.017
Release 99	+50	-0.081	-0.032	-0.053
Release 99	+55	-0.074	-0.044	0.067
Name	Voltage	Test Result (ppm)@NT		
		Channel 4132	Channel 4183	Channel 4233
Release 99	LV	-0.044	-0.059	0.07
Release 99	HV	-0.058	-0.029	0.022

Test Mode: HSDPA

Name	Temperature(°C)	Test Result (ppm)@NV		
		Channel 4132	Channel 4183	Channel 4233
Subtest1	-20	-0.052	-0.042	0.011
Subtest1	-10	-0.071	0.064	0.082
Subtest1	-0	-0.082	0.008	0.036
Subtest1	+10	0.055	-0.071	0.07
Subtest1	+20	0.009	0.014	-0.057
Subtest1	+30	-0.052	-0.078	0.05
Subtest1	+40	0.062	-0.093	-0.099
Subtest1	+50	-0.094	0.088	-0.093
Subtest1	+55	-0.083	-0.029	-0.006
Name	Voltage	Test Result (ppm)@NT		
		Channel 4132	Channel 4183	Channel 4233
Subtest1	LV	0.021	-0.064	0.059
Subtest1	HV	0.023	-0.055	0.053



Test Mode: HSUPA

Name	Temperature(°C)	Test Result (ppm)@NV		
		Channel 4132	Channel 4183	Channel 4233
Subtest1	-20	0.053	0.041	0.003
Subtest1	-10	-0.02	0.024	0.022
Subtest1	-0	-0.067	0.098	0.031
Subtest1	+10	0.097	-0.088	0.075
Subtest1	+20	-0.088	0.052	0.018
Subtest1	+30	0.031	0.099	0.097
Subtest1	+40	-0.099	-0.097	0.03
Subtest1	+50	0.061	-0.065	-0.03
Subtest1	+55	0.099	-0.063	-0.049

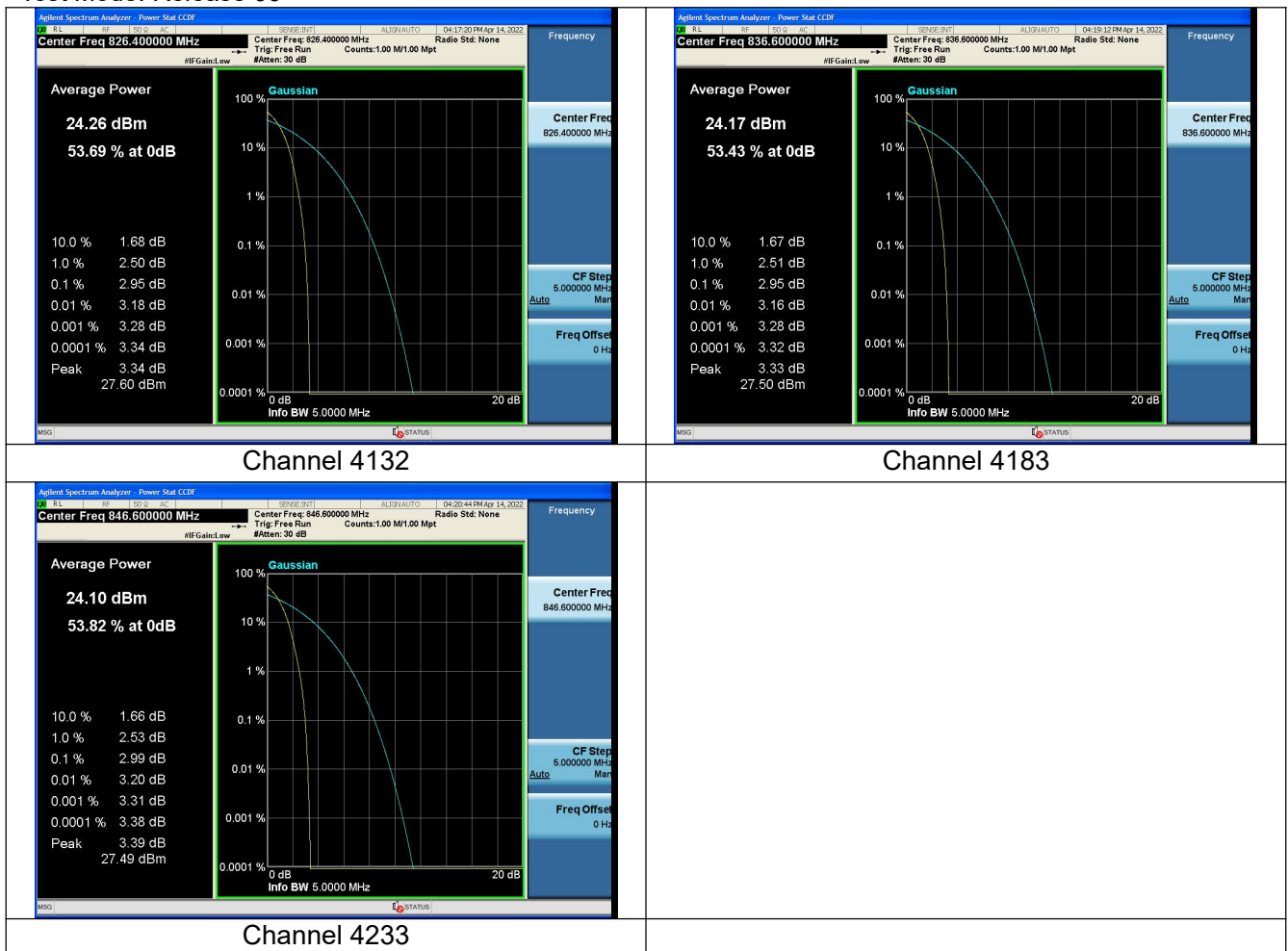
  

Name	Voltage	Test Result (ppm)@NT		
		Channel 4132	Channel 4183	Channel 4233
Subtest1	LV	0.055	-0.043	0.069
Subtest1	HV	-0.033	0.098	0.095

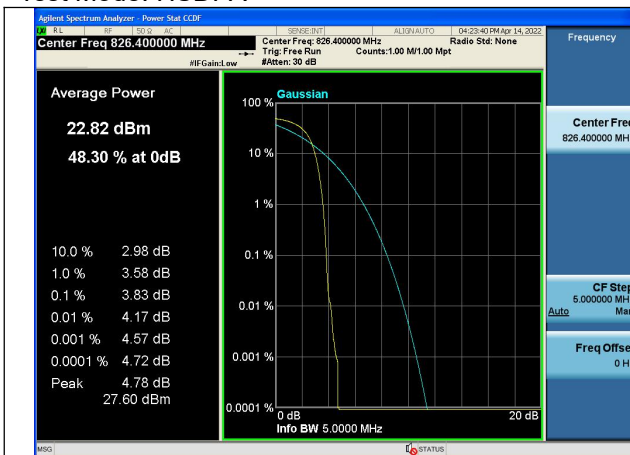
## 7. Peak-Average Ratio

WCDMA band V

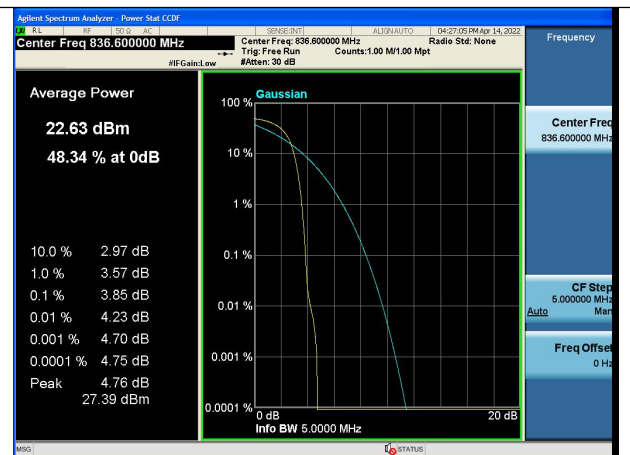
Test Mode: Release 99



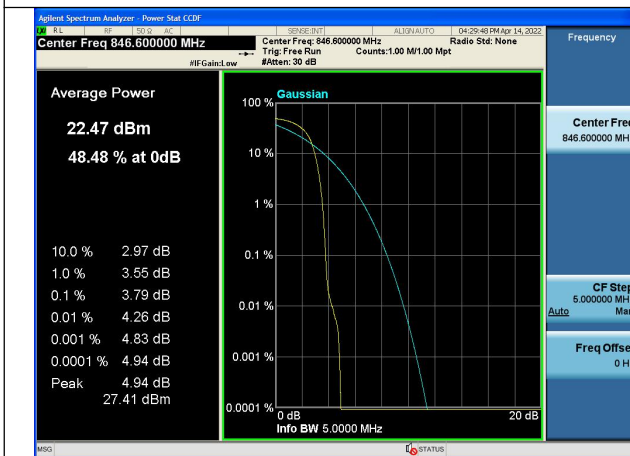
Test Mode: HSDPA



Channel 4132

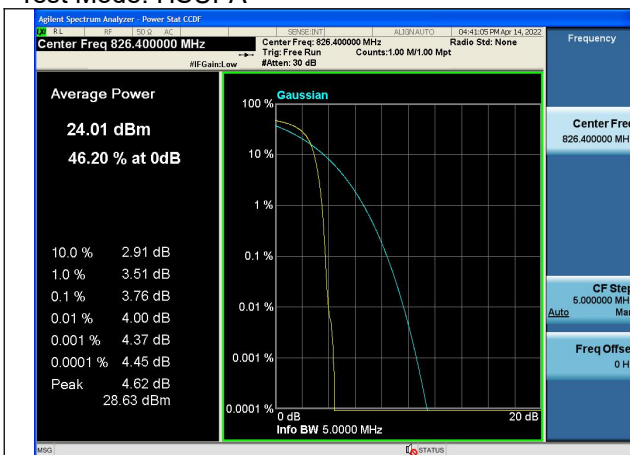


Channel 4183

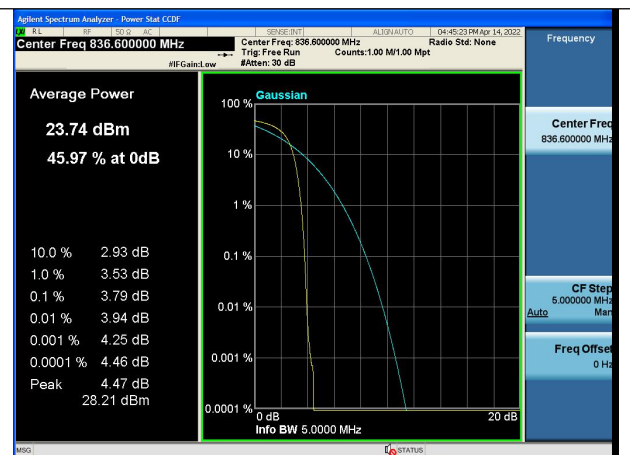


Channel 4233

Test Mode: HSUPA

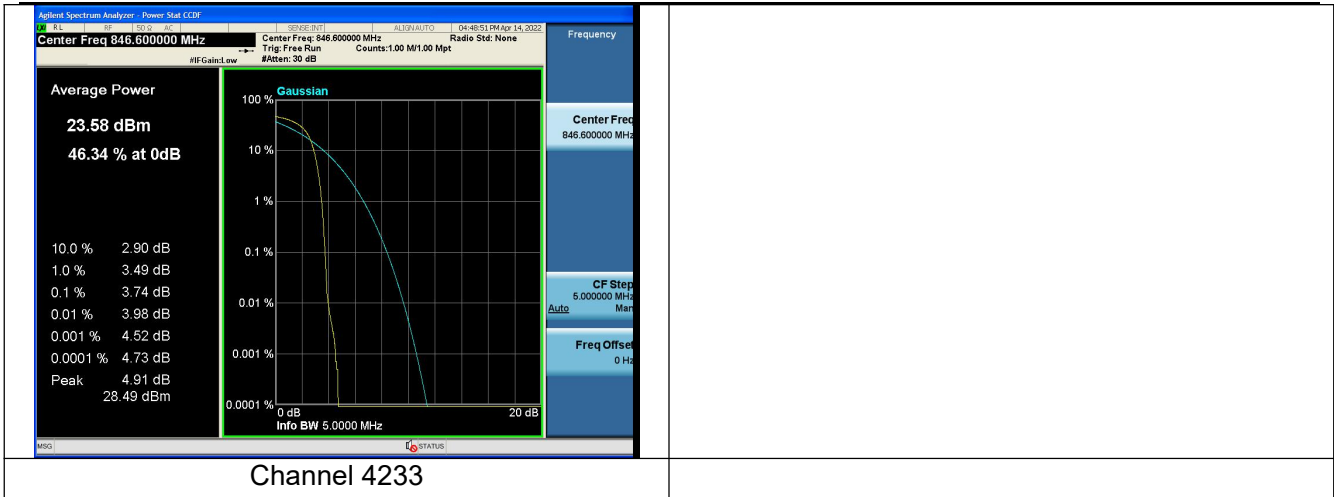


Channel 4132



Channel 4183





### 8. Effective Radiated Power and Effective Isotropic Radiated Power WCDMA band V

Mode		Carrier frequency (MHz)	Channel No.	Conducted Power (dBm)	ERP/EIRP (dBm)	ERP/EIRP (W)
Release 99	RMC, 12.2kbps	826.4	4132	24.25	19.60	0.091
Release 99	RMC, 12.2kbps	836.6	4183	24.14	19.49	0.089
Release 99	RMC, 12.2kbps	846.6	4233	24.13	19.48	0.089
Mode		Carrier frequency (MHz)	Channel No.	Conducted Power (dBm)	ERP/EIRP (dBm)	ERP/EIRP (W)
HSDPA	Subtest1	826.4	4132	23.6	18.95	0.079
HSDPA	Subtest1	836.6	4183	23.33	18.68	0.074
HSDPA	Subtest1	846.6	4233	23.18	18.53	0.071
HSDPA	Subtest2	826.4	4132	23.23	18.58	0.072
HSDPA	Subtest2	836.6	4183	22.97	18.32	0.068
HSDPA	Subtest2	846.6	4233	22.84	18.19	0.066
HSDPA	Subtest3	826.4	4132	22.85	18.20	0.066
HSDPA	Subtest3	836.6	4183	22.72	18.07	0.064
HSDPA	Subtest3	846.6	4233	22.61	17.96	0.063
HSDPA	Subtest4	826.4	4132	22.79	18.14	0.065
HSDPA	Subtest4	836.6	4183	22.61	17.96	0.063
HSDPA	Subtest4	846.6	4233	22.5	17.85	0.061
Mode		Carrier frequency (MHz)	Channel No.	Conducted Power (dBm)	ERP/EIRP (dBm)	ERP/EIRP (W)
HSUPA	Subtest1	826.4	4132	21.64	16.99	0.050
HSUPA	Subtest1	836.6	4183	21.57	16.92	0.049
HSUPA	Subtest1	846.6	4233	21.27	16.62	0.046
HSUPA	Subtest2	826.4	4132	22.11	17.46	0.056
HSUPA	Subtest2	836.6	4183	21.98	17.33	0.054
HSUPA	Subtest2	846.6	4233	21.83	17.18	0.052
HSUPA	Subtest3	826.4	4132	22.05	17.40	0.055
HSUPA	Subtest3	836.6	4183	21.84	17.19	0.052
HSUPA	Subtest3	846.6	4233	21.75	17.10	0.051

HSUPA	Subtest4	826.4	4132	21.51	16.86	0.049
HSUPA	Subtest4	836.6	4183	21.42	16.77	0.048
HSUPA	Subtest4	846.6	4233	21.16	16.51	0.045
HSUPA	Subtest5	826.4	4132	23.75	19.10	0.081
HSUPA	Subtest5	836.6	4183	23.49	18.84	0.077
HSUPA	Subtest5	846.6	4233	23.39	18.74	0.075

## **APPENDIX B – TEST DATA OF RADIATED EMISSION**

### **Radiated Spurious Emissions**

Note: The worst channel results are reflected in the report.

Note: The scanned graph represents the maximum of both horizontal and vertical polarizations and is not a single horizontal or vertical polarization scan.

### **WCDMA band II**

**Test result:**

**WCDMA Mode:**

**Channel 9400**

Frequency (MHz)	Power (dBm)	Limited (dBm)	Polarization
3757.968750	-60.54	-13.00	Vertical
4789.687500	-58.74	-13.00	Vertical
7168.125000	-56.32	-13.00	Vertical
8894.062500	-56.37	-13.00	Vertical
10409.062500	-55.71	-13.00	Vertical
13465.312500	-51.63	-13.00	Vertical

### **WCDMA band IV**

**Test result:**

**WCDMA Mode:**

**Channel 1412**

Frequency (MHz)	Power (dBm)	Limited (dBm)	Polarization
4291.406250	-60.39	-13.00	Vertical
5129.062500	-59.55	-13.00	Vertical
5921.250000	-57.37	-13.00	Vertical
6937.031250	-58.27	-13.00	Vertical
8316.562500	-57.88	-13.00	Vertical
10386.093750	-55.68	-13.00	Vertical

**WCDMA band V**

**Test result:**

**WCDMA Mode:**

**Channel 4183**

Frequency (MHz)	Power (dBm)	Limited (dBm)	Polarization
1671.718750	-62.30	-13.00	Vertical
2076.093750	-66.91	-13.00	Vertical
2506.875000	-57.97	-13.00	Vertical
3497.031250	-62.70	-13.00	Vertical
4352.031250	-59.85	-13.00	Vertical
4772.187500	-57.92	-13.00	Vertical

---The end of the test report---