


ANNEX A – TEST PLOTS

System check	750MHz(2022.04.08)
<p>Communication System: UID 0, CW (0); Frequency: 750 MHz; Duty Cycle: 1:1 Medium parameters used: $f = 750 \text{ MHz}$; $\sigma = 0.93 \text{ S/m}$; $\epsilon_r = 43.07$; $\rho = 1000 \text{ kg/m}^3$ Phantom section: Flat Section</p> <p>DASY5 Configuration:</p> <ul style="list-style-type: none"> Probe: ES3DV3 - SN3127; ConvF(6.35, 6.35, 6.35) @ 750 MHz; Calibrated: 2021/8/27; Sensor-Surface: 3mm (Mechanical Surface Detection) Electronics: DAE4 Sn546; Calibrated: 2021/8/25 Phantom: Twin-SAM 1660; Type: QD 000 P40 CD; Serial: 1660 Measurement SW: DASY52, Version 52.8 (8); SEMCAD X Version 14.6.10 (7373) <p>750/Dipole 750MHz/Area Scan (5x15x1): Measurement grid: dx=15mm, dy=15mm Maximum value of SAR (measured) = 2.83 W/kg</p> <p>750/Dipole 750MHz/Zoom Scan (5x5x7)/Cube 0: Measurement grid: dx=8mm, dy=8mm, dz=5mm Reference Value = 58.50 V/m; Power Drift = 0.09 dB Peak SAR (extrapolated) = 3.24 W/kg SAR(1 g) = 2.14 W/kg; SAR(10 g) = 1.47 W/kg Maximum value of SAR (measured) = 2.85 W/kg</p> 	

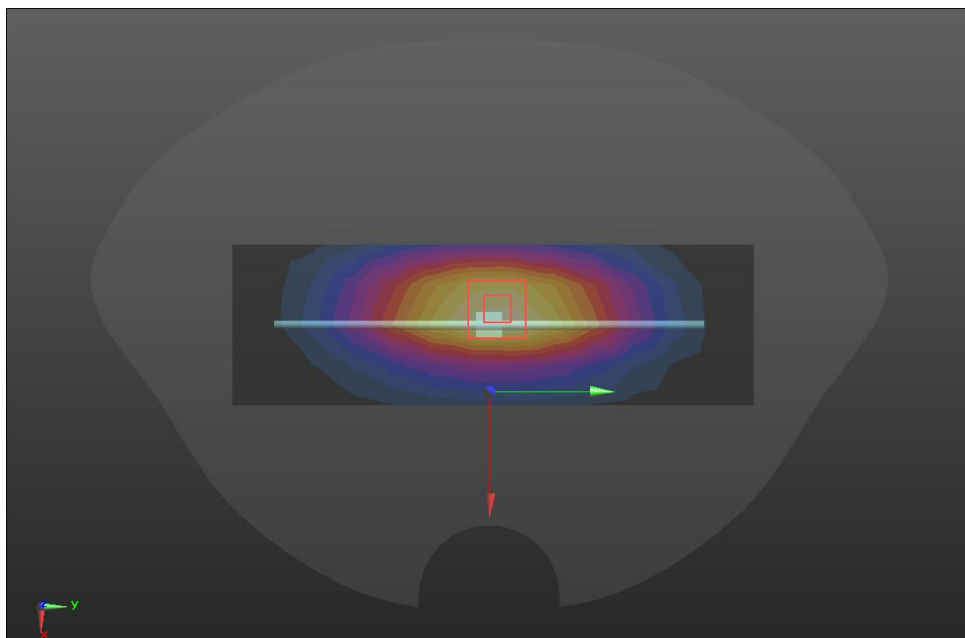
SRTC performed system check by using 250mw at antenna port

System check	835MHz(2022.04.08)
--------------	--------------------

Communication System: UID 0, CW (0); Frequency: 835 MH; Duty Cycle: 1:1
Medium parameters used (interpolated): $f = 835$ MHz; $\sigma = 0.93$ S/m; $\epsilon_r = 42.99$; $\rho = 1000$ kg/m³
Phantom section: Flat Section

DASY Configuration:

- Probe: ES3DV3 - SN3127; ConvF(6.13, 6.13, 6.13) @ 835 MHz; Calibrated: 2021/8/27
- Sensor-Surface: 3mm (Mechanical Surface Detection)
- Electronics: DAE4 Sn546; Calibrated: 2021/8/25
- Phantom: Twin-SAM 1660; Type: QD 000 P40 CD; Serial: 1660
- Measurement SW: DASY52, Version 52.8 (8); SEMCAD X Version 14.6.10 (7373)
D835/Dipole 835MHz/Area Scan (5x14x1): Measurement grid: dx=15mm, dy=15mm
 Maximum value of SAR (measured) = 2.71 W/kg
D835/Dipole 835MHz/Zoom Scan (5x5x7)/Cube 0: Measurement grid: dx=8mm, dy=8mm, dz=5mm
 Reference Value = 56.70 V/m; Power Drift = 0.05 dB
 Peak SAR (extrapolated) = 3.50 W/kg
SAR(1 g) = 2.32 W/kg; SAR(10 g) = 1.52 W/kg
 Maximum value of SAR (measured) = 3.04 W/kg



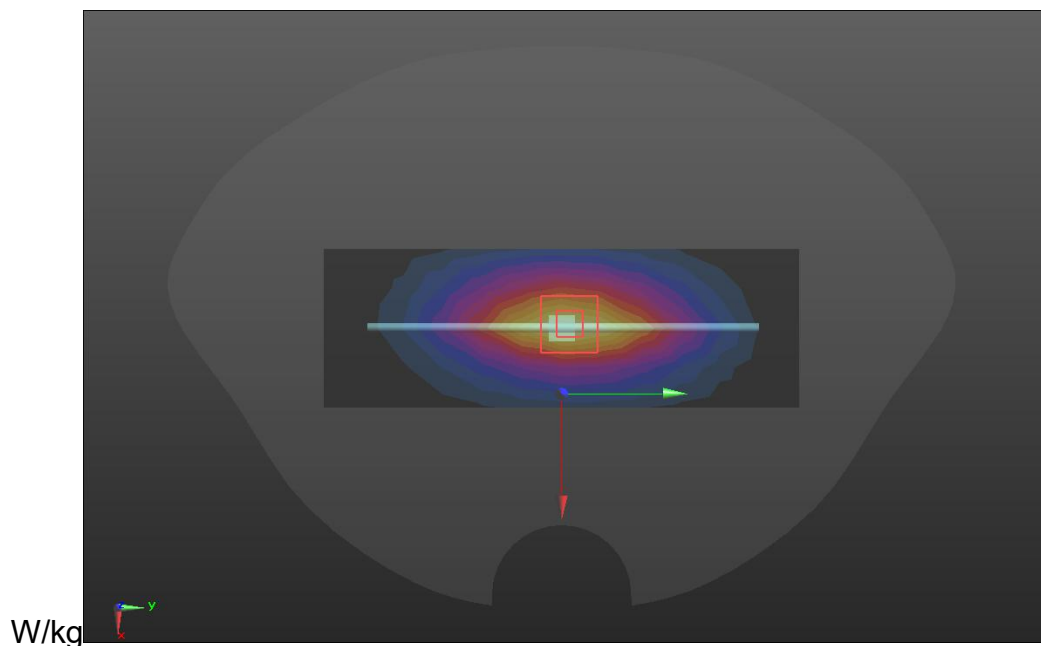
SRTC performed system check by using 250mw at antenna port

System check	900MHz(2022.04.09)
---------------------	---------------------------

Communication System: UID 0, CW (0); Frequency: 900 MHz; Duty Cycle: 1:1
Medium parameters used: $f = 900 \text{ MHz}$; $\sigma = 1.01 \text{ S/m}$; $\epsilon_r = 40.05$; $\rho = 1000 \text{ kg/m}^3$
Phantom section: Flat Section

DASY Configuration:

- Probe: ES3DV3 - SN3127; ConvF(6.13, 6.13, 6.13) @ 900 MHz; Calibrated: 2021/8/27
- Sensor-Surface: 3mm (Mechanical Surface Detection)
- Electronics: DAE4 Sn546; Calibrated: 2021/8/25
- Phantom: Twin-SAM 1660; Type: QD 000 P40 CD; Serial: 1660
- Measurement SW: DASY52, Version 52.8 (8); SEMCAD X Version 14.6.10 (7373)
D900/Dipole 900MHz/Area Scan (5x13x1): Measurement grid: $dx=15\text{mm}$, $dy=15\text{mm}$
 Maximum value of SAR (measured) = 3.85 W/kg
D900/Dipole 900MHz/Zoom Scan (5x5x7)/Cube 0: Measurement grid: $dx=8\text{mm}$, $dy=8\text{mm}$, $dz=5\text{mm}$
 Reference Value = 66.17 V/m; Power Drift = 0.00 dB
 Peak SAR (extrapolated) = 4.74 W/kg
SAR(1 g) = 2.68 W/kg; SAR(10 g) = 1.83 W/kg
 Maximum value of SAR (measured) = 3.99



SRTC performed system check by using 250mw at antenna port

System check	1800MHz(2022.04.10)
Communication System: UID 0, CW (0); Frequency: 1800 MHz; Duty Cycle: 1:1 Medium parameters used: $f = 1800 \text{ MHz}$; $\sigma = 1.4 \text{ S/m}$; $\epsilon_r = 39.31$; $\rho = 1000 \text{ kg/m}^3$	

Phantom section: Flat Section

DASY5 Configuration:

- Probe: ES3DV3 - SN3127; ConvF(5.08, 5.08, 5.08) @ 1800 MHz; Calibrated: 2021/8/27
- Sensor-Surface: 3mm (Mechanical Surface Detection)
- Electronics: DAE4 Sn546; Calibrated: 2021/8/25
- Phantom: Twin-SAM 1660; Type: QD 000 P40 CD; Serial: 1660
- Measurement SW: DASY52, Version 52.8 (8); SEMCAD X Version 14.6.10 (7373)
- **D1800/Dipole 1800MHz/Area Scan (5x9x1):** Measurement grid: dx=15mm, dy=15mm

Maximum value of SAR (measured) = 15.3 W/kg

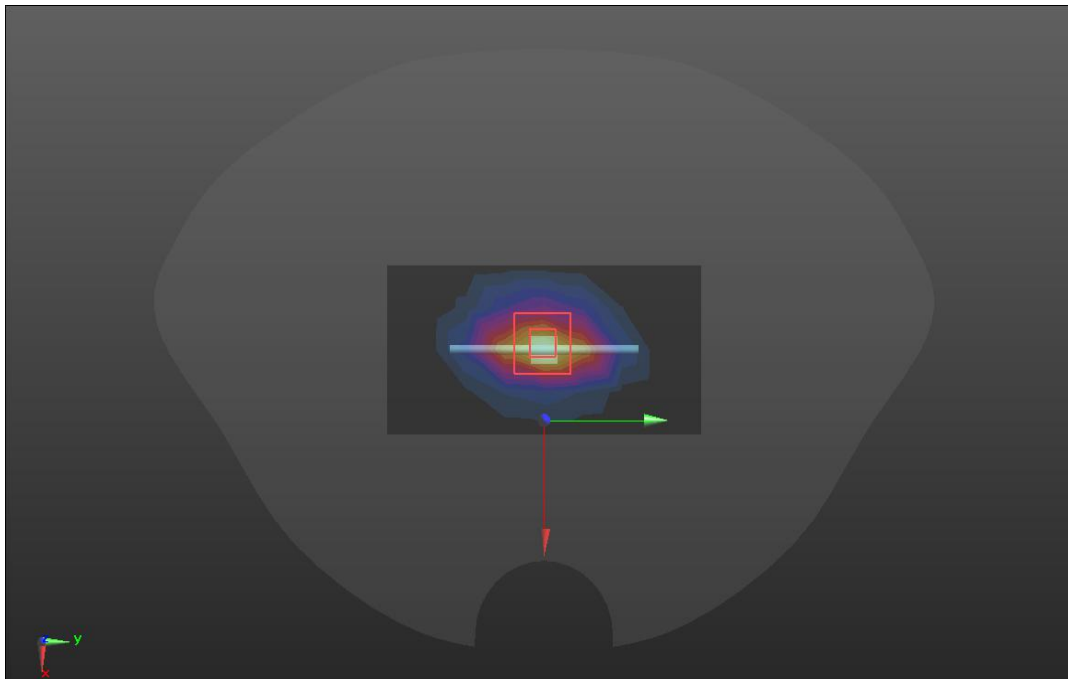
D1800/Dipole 1800MHz/Zoom Scan (5x5x7)/Cube 0: Measurement grid: dx=8mm, dy=8mm, dz=5mm

Reference Value = 107.8 V/m; Power Drift = 0.05 dB

Peak SAR (extrapolated) = 18.7 W/kg

SAR(1 g) = 10.0 W/kg; SAR(10 g) = 5.22 W/kg

Maximum value of SAR (measured) = 15.6 W/kg

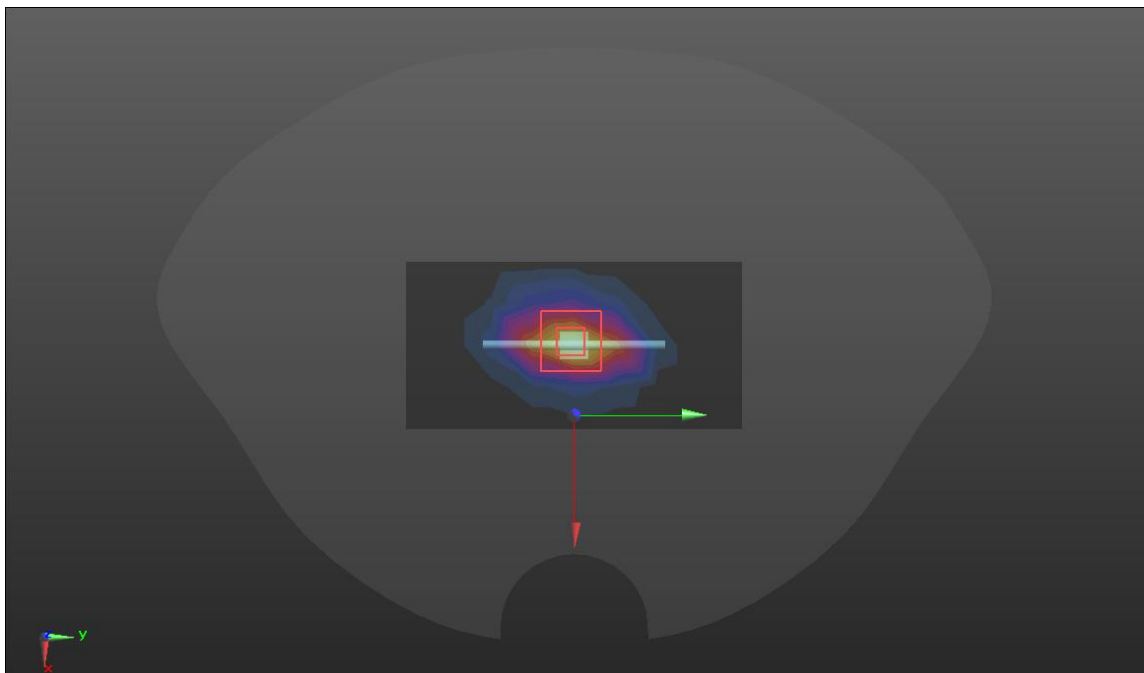


SRTC performed system check by using 250mw at antenna port

System check	2000MHz(2022.04.11)
Communication System: UID 0, CW (0); Frequency: 2000 MHz; Duty Cycle: 1:1 Medium parameters used: $f = 2000 \text{ MHz}$; $\sigma = 1.47 \text{ S/m}$; $\epsilon_r = 41.31$; $\rho = 1000 \text{ kg/m}^3$ Phantom section: Flat Section	

DASY5 Configuration:

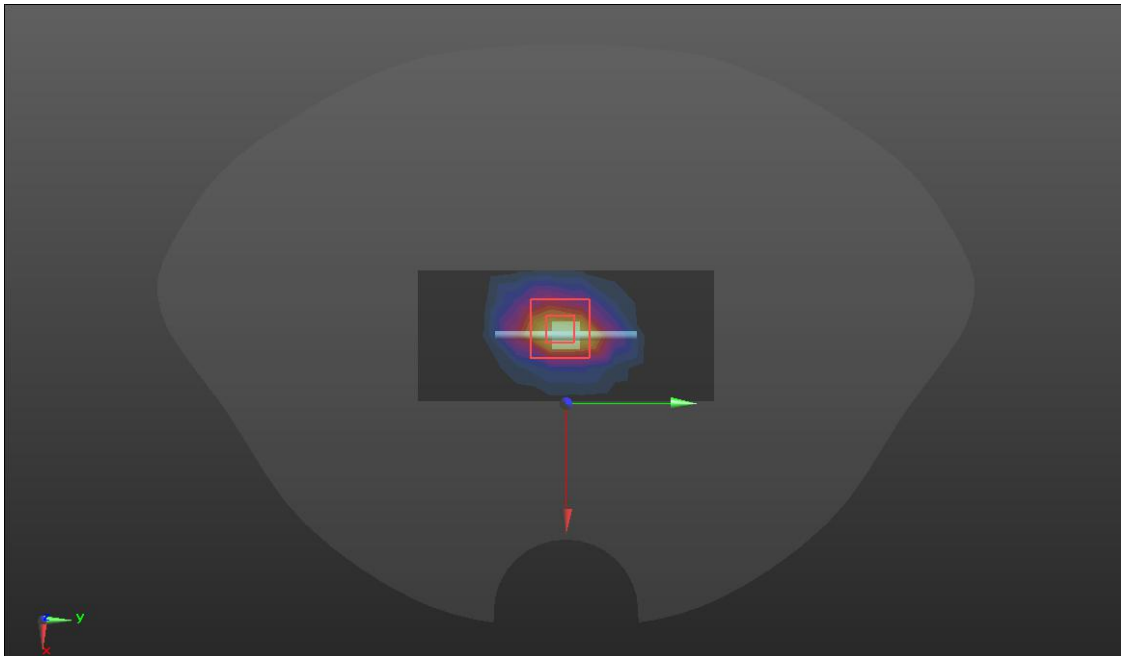
- Probe: ES3DV3 - SN3127; ConvF(5, 5, 5) @ 2000 MHz; Calibrated: 2021/8/27
 - Sensor-Surface: 3mm (Mechanical Surface Detection)
 - Electronics: DAE4 Sn546; Calibrated: 2021/8/25
 - Phantom: Twin-SAM 1660; Type: QD 000 P40 CD; Serial: 1660
 - Measurement SW: DASY52, Version 52.8 (8); SEMCAD X Version 14.6.10 (7373)
- D2000/Dipole 2000MHz/Area Scan (5x9x1):** Measurement grid: dx=15mm, dy=15mm
Maximum value of SAR (measured) = 15.2 W/kg
- D2000/Dipole 2000MHz/Zoom Scan (5x5x7)/Cube 0:** Measurement grid: dx=8mm, dy=8mm, dz=5mm
Reference Value = 107.6 V/m; Power Drift = 0.04 dB
Peak SAR (extrapolated) = 18.9 W/kg
SAR(1 g) = 10.64 W/kg; SAR(10 g) = 4.99 W/kg
Maximum value of SAR (measured) = 15.5 W/kg



SRTC performed system check by using 250mw at antenna port

System check	2450MHz(2022.04.12)
<p>Communication System: UID 0, CW (0); Frequency: 2450 MHz; Duty Cycle: 1:1 Medium parameters used: $f = 2450$ MHz; $\sigma = 1.74$ S/m; $\epsilon_r = 40.83$; $\rho = 1000$ kg/m³ Phantom section: Flat Section</p> <p>DASY5 Configuration:</p>	

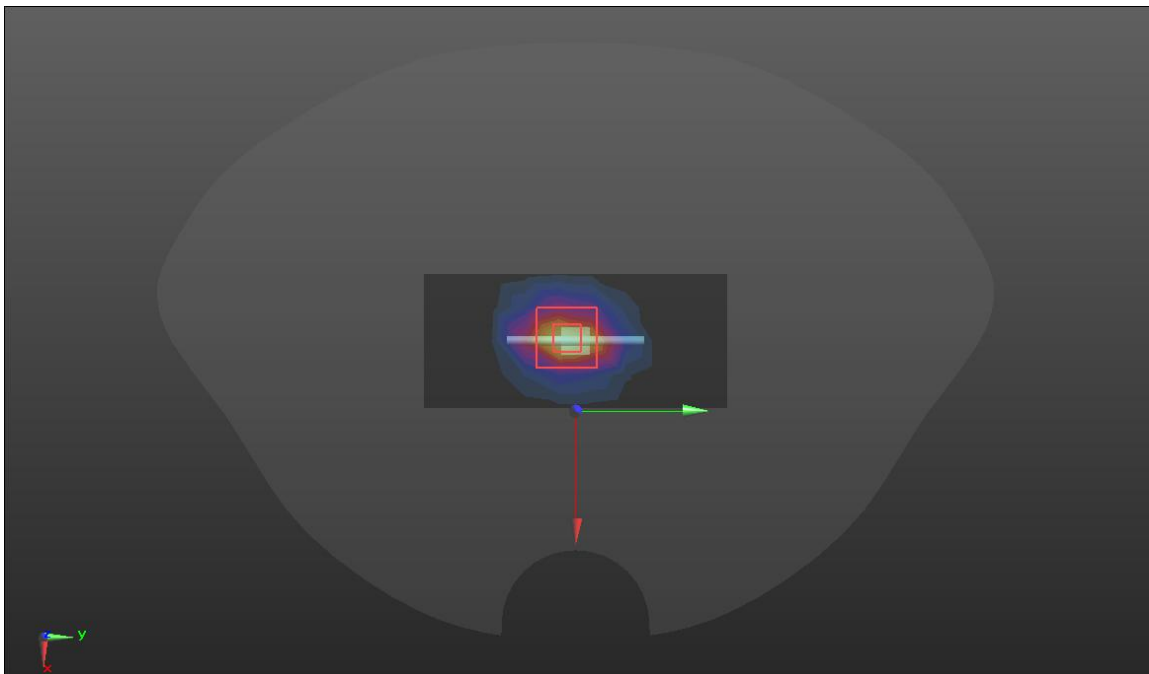
- Probe: ES3DV3 - SN3127; ConvF(4.5, 4.5, 4.5) @ 2450 MHz; Calibrated: 2021/8/27
- Sensor-Surface: 3mm (Mechanical Surface Detection)
- Electronics: DAE4 Sn546; Calibrated: 2021/8/25
- Phantom: Twin-SAM 1660; Type: QD 000 P40 CD; Serial: 1660
- Measurement SW: DASY52, Version 52.8 (8); SEMCAD X Version 14.6.10 (7373)
- **D2450/Dipole 2450MHz/Area Scan (5x10x1):** Measurement grid: dx=12mm, dy=12mm
Maximum value of SAR (measured) = 18.1 W/kg
- **D2450/Dipole 2450MHz/Zoom Scan (5x5x7)/Cube 0:** Measurement grid: dx=8mm, dy=8mm, dz=5mm
Reference Value = 107.6 V/m; Power Drift = 0.06 dB
Peak SAR (extrapolated) = 25.1 W/kg
- **SAR(1 g) = 12.69 W/kg; SAR(10 g) = 6.36 W/kg**
Maximum value of SAR (measured) = 20.3 W/kg



SRTC performed system check by using 250mw at antenna port

System check	2600MHz(2022.04.13)
<p>Communication System: UID 0, CW (0); Frequency: 2600 MHz; Duty Cycle: 1:1 Medium parameters used: $f = 2600$ MHz; $\sigma = 1.92$ S/m; $\epsilon_r = 38.65$; $\rho = 1000$ kg/m³ Phantom section: Flat Section</p> <p>DASY5 Configuration:</p> <ul style="list-style-type: none"> • Probe: ES3DV3 - SN3127; ConvF (4.33, 4.33, 4.33) @ 2600 MHz; Calibrated: 2021/8/27 	


- Sensor-Surface: 3mm (Mechanical Surface Detection)
- Electronics: DAE4 Sn546; Calibrated: 2021/8/25
- Phantom: Twin-SAM 1660; Type: QD 000 P40 CD; Serial: 1660
- Measurement SW: DASY52, Version 52.8 (8); SEMCAD X Version 14.6.10 (7373)
- **D2600/Dipole 2600MHz/Area Scan (5x10x1):** Measurement grid: dx=12mm, dy=12mm
Maximum value of SAR (measured) = 21.0 W/kg
- **D2600/Dipole 2600MHz/Zoom Scan (5x5x7)/Cube 0:** Measurement grid: dx=8mm, dy=8mm, dz=5mm
Reference Value = 107.0 V/m; Power Drift = 0.00 dB
Peak SAR (extrapolated) = 27.8 W/kg
- **SAR(1 g) = 14.02 W/kg; SAR(10 g) = 6.53 W/kg**
Maximum value of SAR (measured) = 21.7 W/kg



SRTC performed system check by using 250mw at antenna port

System check	5200MHz(2022.04.14)
Communication System: UID 0, CW (0); Frequency: 5200 MHz; Duty Cycle: 1:1 Medium parameters used: $f = 5200 \text{ MHz}$; $\sigma = 4.78 \text{ S/m}$; $\epsilon_r = 36.12$; $\rho = 1000 \text{ kg/m}^3$ Phantom section: Flat Section	
DASY5 Configuration: <ul style="list-style-type: none"> • Probe: EX3DV4 - SN3708; ConvF(5.58, 5.58, 5.58) @ 5200 MHz; Calibrated: 10/20/2021 • Sensor-Surface: 1.4mm (Mechanical Surface Detection) 	

- Electronics: DAE4 Sn720; Calibrated: 10/8/2021
 - Phantom: Twin-SAM 1559; Type: QD 000 P40 CD; Serial: xxxx
 - Measurement SW: DASY52, Version 52.10 (4); SEMCAD X Version 14.6.14 (7483)
- D5GV2 /D5200 SYSTEM CHECK 2 2/Area Scan (7x9x1):** Measurement grid:
dx=10mm, dy=10mm
Maximum value of SAR (measured) = 18.2 W/kg
- D5GV2 /D5200 SYSTEM CHECK 2 2/Zoom Scan (7x7x12)/Cube 0:** Measurement grid: dx=4mm, dy=4mm, dz=2mm
Reference Value = 68.10 V/m; Power Drift = 0.09 dB
Peak SAR (extrapolated) = 30.7 W/kg
SAR(1 g) = 7.7 W/kg; SAR(10 g) = 2.15 W/kg
Maximum value of SAR (measured) = 18.9 W/kg

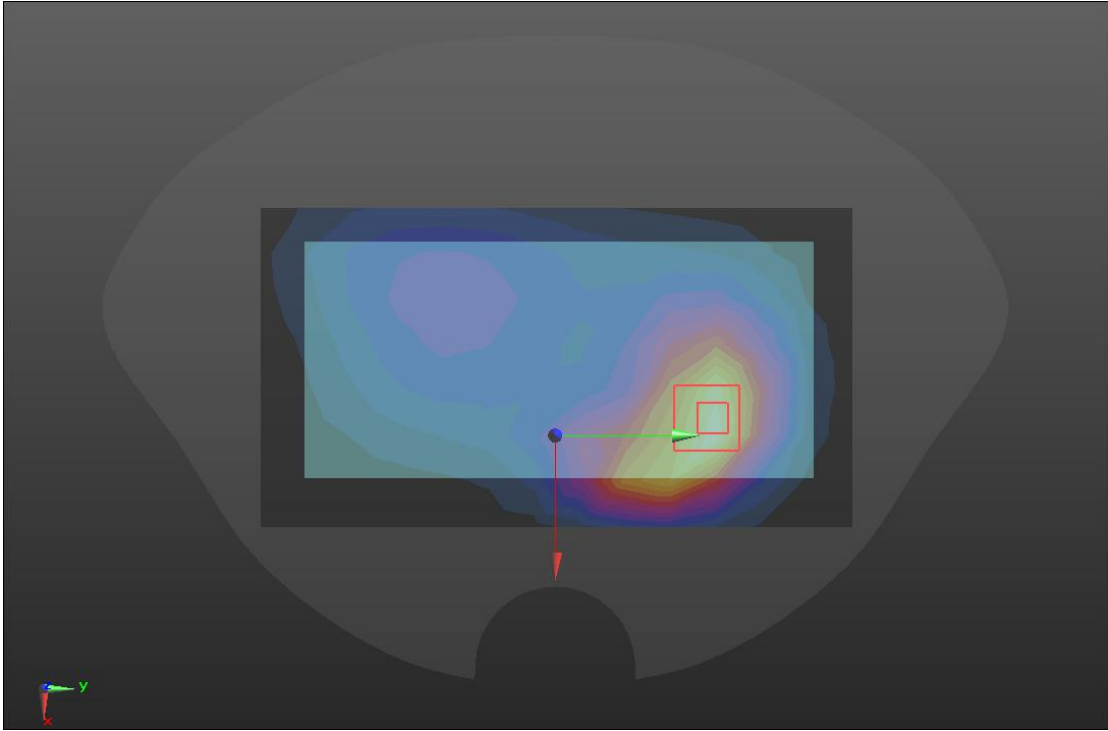


SRTC performed system check by using 10mw at antenna port


System check	5800MHz(2022.04.15)
<p>Communication System: UID 0, CW (0); Frequency: 5800 MHz; Duty Cycle: 1:1 Medium parameters used: $f = 5800$ MHz; $\sigma = 5.21$ S/m; $\epsilon_r = 34.97$; $\rho = 1000$ kg/m³ Phantom section: Flat Section</p> <p>DASY5 Configuration:</p> <ul style="list-style-type: none"> Probe: EX3DV4 - SN3708; ConvF(5.05, 5.05, 5.05) @ 5800 MHz; Calibrated: 10/20/2021 Sensor-Surface: 1.4mm (Mechanical Surface Detection) Electronics: DAE4 Sn720; Calibrated: 10/8/2021 Phantom: Twin-SAM 1559; Type: QD 000 P40 CD; Serial: xxxx Measurement SW: DASY52, Version 52.10 (4); SEMCAD X Version 14.6.14 (7483) <p>D5GV2 /D5800 SYSTEM CHECK 2/Area Scan (7x9x1): Measurement grid: dx=10mm, dy=10mm Maximum value of SAR (measured) = 18.1 W/kg</p> <p>D5GV2 /D5800 SYSTEM CHECK 2/Zoom Scan (7x7x12)/Cube 0: Measurement grid: dx=4mm, dy=4mm, dz=2mm Reference Value = 64.34 V/m; Power Drift = 0.09 dB Peak SAR (extrapolated) = 34.5 W/kg SAR(1 g) = 8.2 W/kg; SAR(10 g) = 2.14 W/kg Maximum value of SAR (measured) = 18.9 W/kg</p> 	

SRTC performed system check by using 10mw at antenna port


GSM 850

Hotspot	Back(2022.04.08)
<p>Communication System: UID 0, Generic GSM (0); Frequency: 836.6 MHz; Duty Cycle: 2:8 Medium parameters used (interpolated): $f = 836.6$ MHz; $\sigma = 0.93$ S/m; $\epsilon_r = 42.99$; $\rho = 1000$ kg/m³ Phantom section: Flat Section</p> <p>DASY5 Configuration:</p> <ul style="list-style-type: none"> Probe: ES3DV3 - SN3127; ConvF(6.13, 6.13, 6.13); Calibrated: 2021/8/27; Sensor-Surface: 3mm (Mechanical Surface Detection) Electronics: DAE4 Sn546; Calibrated: 2021/8/25 Phantom: Twin-SAM 1660; Type: QD 000 P40 CD; Serial: 1660 Measurement SW: DASY52, Version 52.8 (8); SEMCAD X Version 14.6.10 (7373) <p>BACK/GSM850/Area Scan (14x8x1): Measurement grid: dx=15mm, dy=15mm Maximum value of SAR (measured) = 0.571 W/kg</p> <p>BACK/GSM850/Zoom Scan (5x5x7)/Cube 0: Measurement grid: dx=8mm, dy=8mm, dz=5mm Reference Value = 11.58 V/m; Power Drift = -0.04 dB Peak SAR (extrapolated) = 0.808 W/kg SAR(1 g) = 0.485 W/kg; SAR(10 g) = 0.300 W/kg Maximum value of SAR (measured) = 0.575 W/kg</p>  <p>The image displays a 3D visualization of SAR measurement results. It features a central heatmap representing the SAR distribution within a phantom section. A red square highlights a specific area scan region, and a smaller red square within it indicates a zoomed-in cube scan region. A blue dot with a red arrow points to the location of the cube scan. A 3D coordinate system (x, y, z) is visible in the bottom left corner of the visualization.</p>	

GSM 1900

Hotspot	Bottom (2022.04.10)
<p>Communication System: UID 0, Generic GSM (0); Frequency: 1880 MHz; Duty Cycle: 3:8 Medium parameters used (interpolated): $f = 1880$ MHz; $\sigma = 1.4$ S/m; $\epsilon_r = 39.31$; $\rho = 1000$ kg/m³ Phantom section: Flat Section</p> <p>DASY5 Configuration:</p> <ul style="list-style-type: none"> Probe: ES3DV3 - SN3127; ConvF(5.08, 5.08, 5.08); Calibrated: 2021/8/27; Sensor-Surface: 3mm (Mechanical Surface Detection) Electronics: DAE4 Sn546; Calibrated: 2021/8/25 Phantom: Twin-SAM 1660; Type: QD 000 P40 CD; Serial: 1660 Measurement SW: DASY52, Version 52.8 (8); SEMCAD X Version 14.6.10 (7373) <p>BOTTOM/GSM1900/Area Scan (8x5x1): Measurement grid: dx=15mm, dy=15mm Maximum value of SAR (measured) = 0.329 W/kg</p> <p>BOTTOM/GSM1900/Zoom Scan (5x5x7)/Cube 0: Measurement grid: dx=8mm, dy=8mm, dz=5mm Reference Value = 15.35 V/m; Power Drift = 0.14 dB Peak SAR (extrapolated) = 0.556 W/kg SAR(1 g) = 0.360 W/kg; SAR(10 g) = 0.190 W/kg Maximum value of SAR (measured) = 0.401 W/kg</p> 	

WCDMA BAND II

Hotspot	Bottom (2022.04.10)
<p>Communication System: UID 0, WCDMA BAND2 (0); Frequency: 1880 MHz; Duty Cycle: 1:1 Medium parameters used (interpolated): $f = 1880$ MHz; $\sigma = 1.4$ S/m; $\epsilon_r = 39.31$; $\rho = 1000$ kg/m³ Phantom section: Flat Section</p> <p>DASY5 Configuration:</p> <ul style="list-style-type: none"> Probe: ES3DV3 - SN3127; ConvF(5.08, 5.08, 5.08); Calibrated: 2021/8/27; Sensor-Surface: 3mm (Mechanical Surface Detection) Electronics: DAE4 Sn546; Calibrated: 2021/8/25 Phantom: Twin-SAM 1660; Type: QD 000 P40 CD; Serial: 1660 Measurement SW: DASY52, Version 52.8 (8); SEMCAD X Version 14.6.10 (7373) <p>BOTTOM/W2/Area Scan (8x5x1): Measurement grid: dx=15mm, dy=15mm Maximum value of SAR (measured) = 0.530 W/kg</p> <p>BOTTOM/W2/Zoom Scan (5x5x7)/Cube 0: Measurement grid: dx=8mm, dy=8mm, dz=5mm Reference Value = 19.74 V/m; Power Drift = 0.19 dB Peak SAR (extrapolated) = 0.877 W/kg SAR(1 g) = 0.536 W/kg; SAR(10 g) = 0.314 W/kg Maximum value of SAR (measured) = 0.645 W/kg</p> 	

WCDMA BAND IV

Hotspot	Bottom (2022.04.10)
---------	---------------------

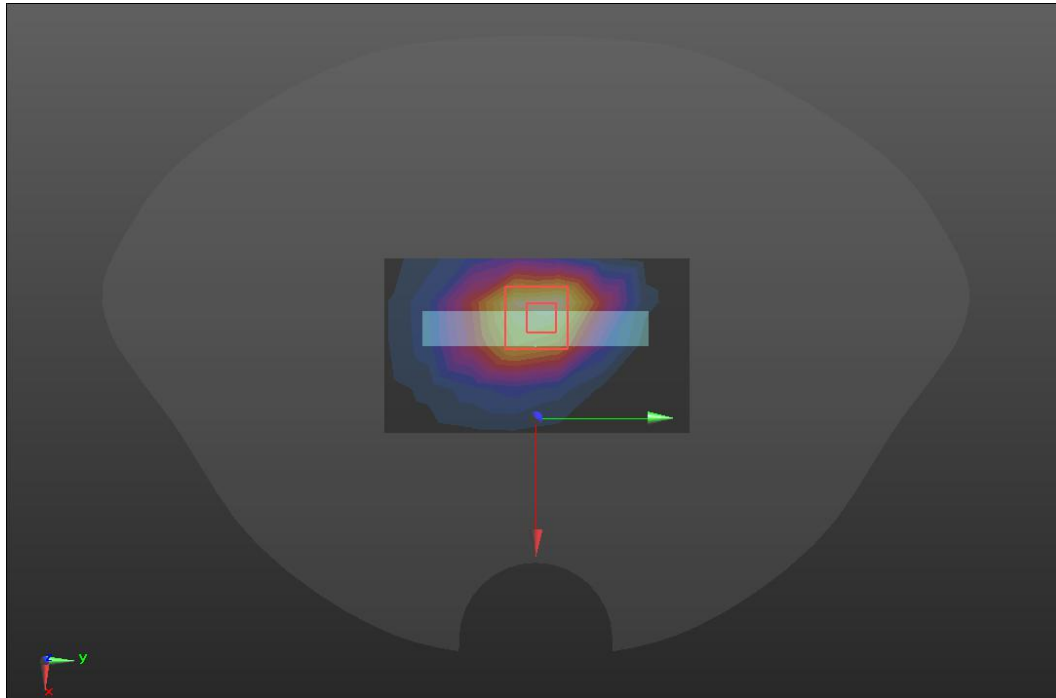
Communication System: UID 0, WCDMA BAND4 (0); Frequency: 1732.6 MHz; Duty Cycle: 1:1

Medium parameters used (interpolated): $f = 1732.6$ MHz; $\sigma = 1.4$ S/m; $\epsilon_r = 39.31$; $\rho = 1000$ kg/m³

Phantom section: Flat Section

DASY5 Configuration:

- Probe: ES3DV3 - SN3127; ConvF(5.08, 5.08, 5.08); Calibrated: 2021/8/27;
 - Sensor-Surface: 3mm (Mechanical Surface Detection)
 - Electronics: DAE4 Sn546; Calibrated: 2021/8/25
 - Phantom: Twin-SAM 1660; Type: QD 000 P40 CD; Serial: 1660
 - Measurement SW: DASY52, Version 52.8 (8); SEMCAD X Version 14.6.10 (7373)
- BOTTOM/W4/Area Scan (8x5x1):** Measurement grid: dx=15mm, dy=15mm
Maximum value of SAR (measured) = 0.803 W/kg
- BOTTOM/W4/Zoom Scan (5x5x7)/Cube 0:** Measurement grid: dx=8mm, dy=8mm, dz=5mm
Reference Value = 22.70 V/m; Power Drift = 0.17 dB
Peak SAR (extrapolated) = 1.24 W/kg
SAR(1 g) = 0.770 W/kg; SAR(10 g) = 0.452 W/kg
Maximum value of SAR (measured) = 0.929 W/kg



WCDMA BAND V

Hotspot	Back(2022.04.08)
----------------	-------------------------

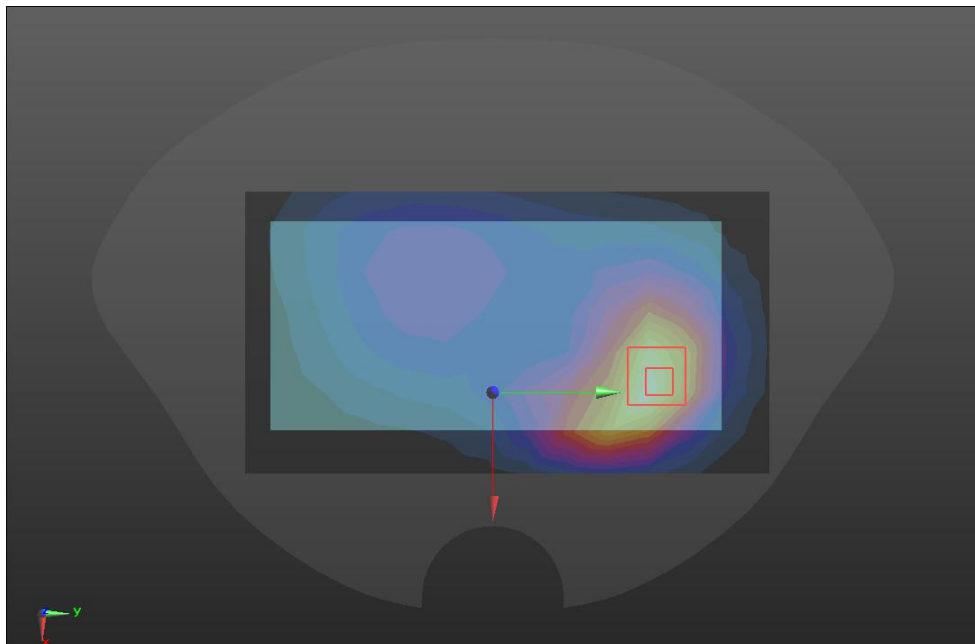
Communication System: UID 0, WCDMA BAND 5 (0); Frequency: 836.6 MHz; Duty Cycle: 1:1

Medium parameters used (interpolated): $f = 836.6$ MHz; $\sigma = 0.93$ S/m; $\epsilon_r = 42.99$; $\rho = 1000$ kg/m³

Phantom section: Flat Section

DASY5 Configuration:

- Probe: ES3DV3 - SN3127; ConvF(6.13, 6.13, 6.13); Calibrated: 2021/8/27;
 - Sensor-Surface: 3mm (Mechanical Surface Detection)
 - Electronics: DAE4 Sn546; Calibrated: 2021/8/25
 - Phantom: Twin-SAM 1660; Type: QD 000 P40 CD; Serial: 1660
 - Measurement SW: DASY52, Version 52.8 (8); SEMCAD X Version 14.6.10 (7373)
- BACK/W5/Area Scan (14x8x1):** Measurement grid: dx=15mm, dy=15mm
Maximum value of SAR (measured) = 0.418 W/kg
- BACK/W5/Zoom Scan (5x5x7)/Cube 0:** Measurement grid: dx=8mm, dy=8mm, dz=5mm
Reference Value = 10.90 V/m; Power Drift = 0.15 dB
Peak SAR (extrapolated) = 0.574 W/kg
SAR(1 g) = 0.359 W/kg; SAR(10 g) = 0.226 W/kg
Maximum value of SAR (measured) = 0.424 W/kg



LTE Band 2


Hotspot	Bottom(2022.04.10)
----------------	---------------------------

Communication System: UID 0, LTE band 02 (0); Frequency: 1880 MHz; Duty Cycle: 1:1
Medium parameters used (interpolated): $f = 1880$ MHz; $\sigma = 1.4$ S/m; $\epsilon_r = 39.31$; $\rho = 1000$ kg/m³

Phantom section: Flat Section

DASY5 Configuration:

- Probe: ES3DV3 - SN3127; ConvF(5.08, 5.08, 5.08); Calibrated: 2021/8/27;
 - Sensor-Surface: 3mm (Mechanical Surface Detection)
 - Electronics: DAE4 Sn546; Calibrated: 2021/8/25
 - Phantom: Twin-SAM 1660; Type: QD 000 P40 CD; Serial: 1660
 - Measurement SW: DASY52, Version 52.8 (8); SEMCAD X Version 14.6.10 (7373)
- BOTTOM/LTE B2/Area Scan (8x5x1):** Measurement grid: dx=15mm, dy=15mm
Maximum value of SAR (measured) = 0.547 W/kg
- BOTTOM/LTE B2/Zoom Scan (5x5x7)/Cube 0:** Measurement grid: dx=8mm, dy=8mm, dz=5mm
Reference Value = 17.78 V/m; Power Drift = 0.12 dB
Peak SAR (extrapolated) = 0.824 W/kg
SAR(1 g) = 0.506 W/kg; SAR(10 g) = 0.297 W/kg
Maximum value of SAR (measured) = 0.608 W/kg



LTE BAND 4


Hotspot	Bottom (2022.04.10)
----------------	----------------------------

Communication System: UID 0, LTE band 4 (0); Frequency: 1732.5 MHz; Duty Cycle: 1:1
Medium parameters used (interpolated): $f = 1732.5$ MHz; $\sigma = 1.4$ S/m; $\epsilon_r = 39.31$; $\rho = 1000$ kg/m³

Phantom section: Flat Section

DASY5 Configuration:

- Probe: ES3DV3 - SN3127; ConvF(5.08, 5.08, 5.08); Calibrated: 2021/8/27;
 - Sensor-Surface: 3mm (Mechanical Surface Detection)
 - Electronics: DAE4 Sn546; Calibrated: 2021/8/25
 - Phantom: Twin-SAM 1660; Type: QD 000 P40 CD; Serial: 1660
 - Measurement SW: DASY52, Version 52.8 (8); SEMCAD X Version 14.6.10 (7373)
- BOTTOM/LTE B4/Area Scan (8x5x1):** Measurement grid: dx=15mm, dy=15mm
Maximum value of SAR (measured) = 0.782 W/kg
- BOTTOM/LTE B4/Zoom Scan (5x5x7)/Cube 0:** Measurement grid: dx=8mm, dy=8mm, dz=5mm
Reference Value = 21.86 V/m; Power Drift = 0.14 dB
Peak SAR (extrapolated) = 1.30 W/kg
SAR(1 g) = 0.805 W/kg; SAR(10 g) = 0.470 W/kg
Maximum value of SAR (measured) = 0.983 W/kg



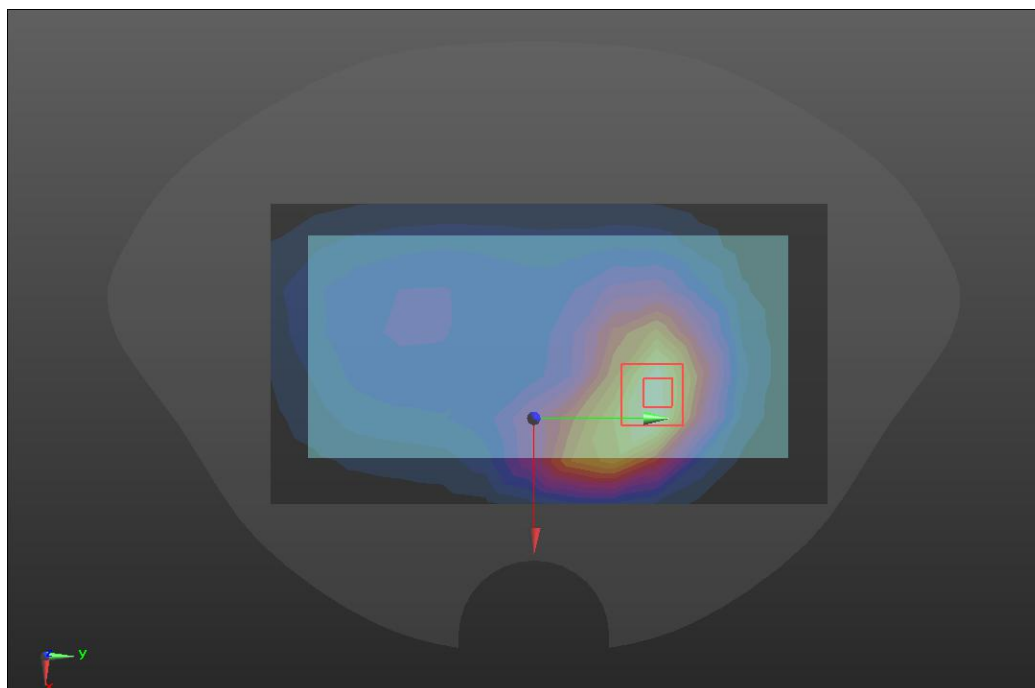
LTE BAND 5

Hotspot	Back(2022.04.08)
Communication System: UID 0, LTE Band 5 (0); Frequency: 836.5 MHz; Duty Cycle: 1:1 Medium parameters used (interpolated): $f = 836.5$ MHz; $\sigma = 0.93$ S/m; $\epsilon_r = 42.99$; $\rho = 1000$ kg/m ³	

Phantom section: Flat Section

DASY5 Configuration:

- Probe: ES3DV3 - SN3127; ConvF(6.13, 6.13, 6.13); Calibrated: 2021/8/27;
 - Sensor-Surface: 3mm (Mechanical Surface Detection)
 - Electronics: DAE4 Sn546; Calibrated: 2021/8/25
 - Phantom: Twin-SAM 1660; Type: QD 000 P40 CD; Serial: 1660
 - Measurement SW: DASY52, Version 52.8 (8); SEMCAD X Version 14.6.10 (7373)
- BACK/LTE B5/Area Scan (14x8x1):** Measurement grid: dx=15mm, dy=15mm
Maximum value of SAR (measured) = 0.423 W/kg
- BACK/LTE B5/Zoom Scan (5x5x7)/Cube 0:** Measurement grid: dx=8mm, dy=8mm, dz=5mm
Reference Value = 10.31 V/m; Power Drift = -0.02 dB
Peak SAR (extrapolated) = 0.609 W/kg
SAR(1 g) = 0.380 W/kg; SAR(10 g) = 0.238 W/kg
Maximum value of SAR (measured) = 0.444 W/kg

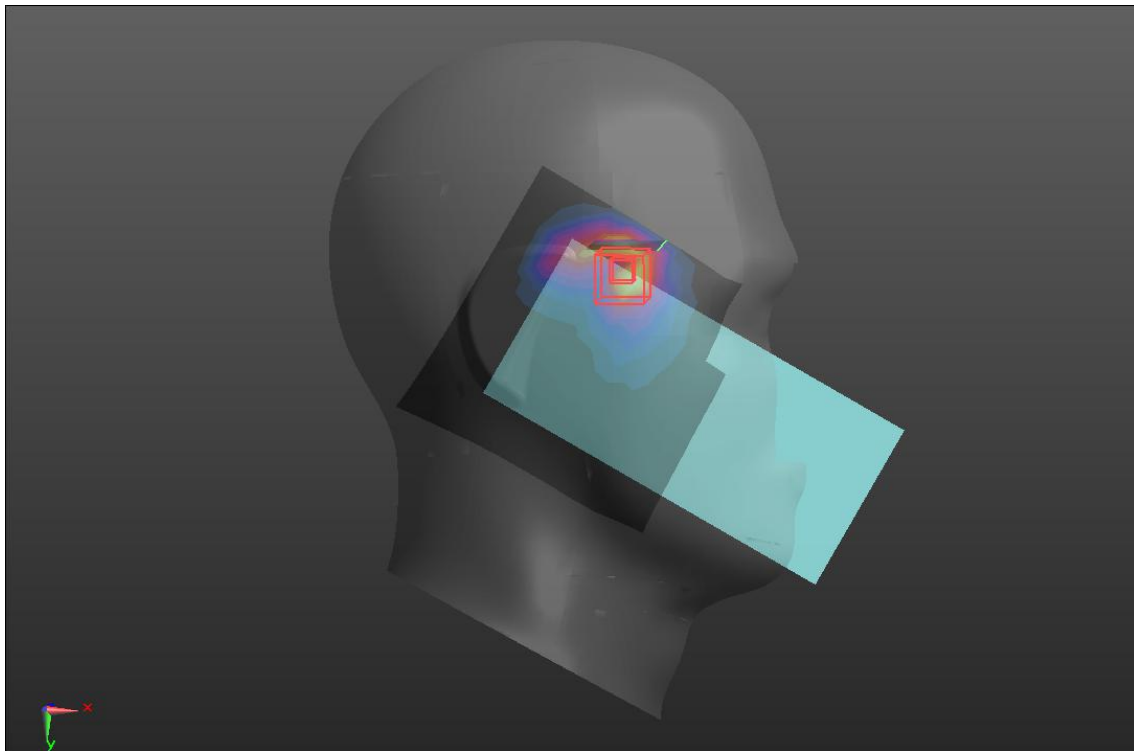


LTE BAND 7

Hotspot	Right cheek(2022.04.13)
Communication System: UID 0, LTE Band 7 (0); Frequency: 2535 MHz; Duty Cycle: 1:1 Medium parameters used (interpolated): f = 2535 MHz; $\sigma = 1.92$ S/m; $\epsilon_r = 38.65$; $\rho = 1000$ kg/m ³	
Phantom section: Right Section	

DASY5 Configuration:

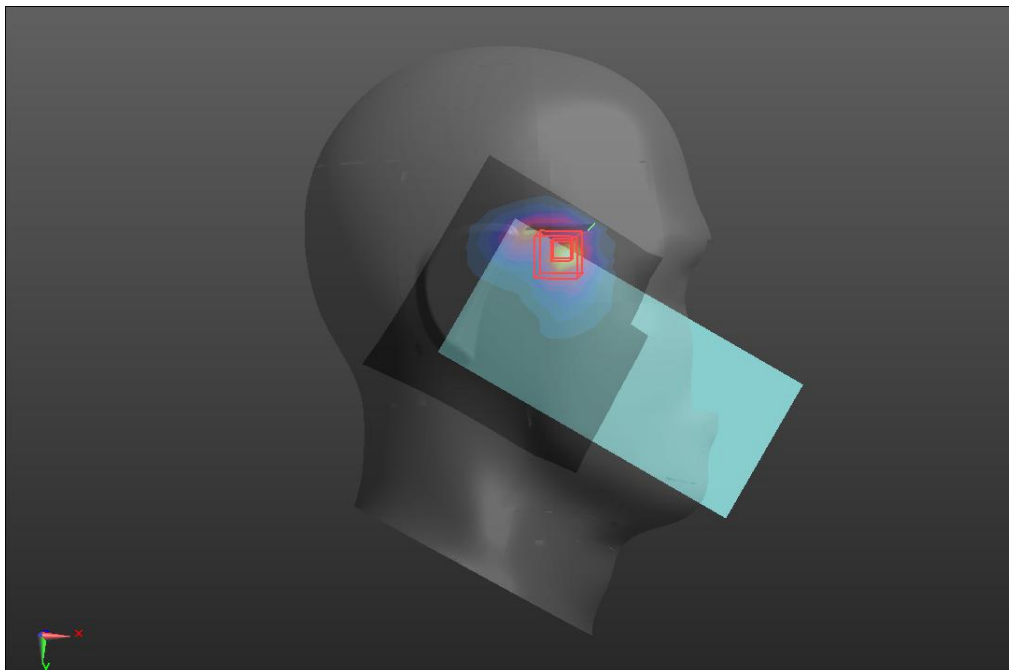
- Probe: ES3DV3 - SN3127; ConvF(4.5, 4.5, 4.5); Calibrated: 2021/8/27;
- Sensor-Surface: 3mm (Mechanical Surface Detection)
- Electronics: DAE4 Sn546; Calibrated: 2021/8/25
- Phantom: Twin-SAM 1660; Type: QD 000 P40 CD; Serial: 1660
- Measurement SW: DASY52, Version 52.8 (8); SEMCAD X Version 14.6.10 (7373)
RC/LTE B7/Area Scan (11x11x1): Measurement grid: dx=12mm, dy=12mm
 Maximum value of SAR (measured) = 1.19 W/kg
RC/LTE B7/Zoom Scan (5x5x7)/Cube 0: Measurement grid: dx=8mm, dy=8mm, dz=5mm
 Reference Value = 6.443 V/m; Power Drift = 0.11 dB
 Peak SAR (extrapolated) = 2.51 W/kg
SAR(1 g) = 1.05 W/kg; SAR(10 g) = 0.451 W/kg
 Maximum value of SAR (measured) = 1.33 W/kg



LTE BAND 7(Secondary supply)

Hotspot	Right cheek(2022.04.13)
Communication System: UID 0, LTE Band 7 (0); Frequency: 2535 MHz; Duty Cycle: 1:1 Medium parameters used (interpolated): f = 2535 MHz; $\sigma = 1.92$ S/m; $\epsilon_r = 38.65$; $\rho = 1000$ kg/m ³ Phantom section: Right Section DASY5 Configuration:	

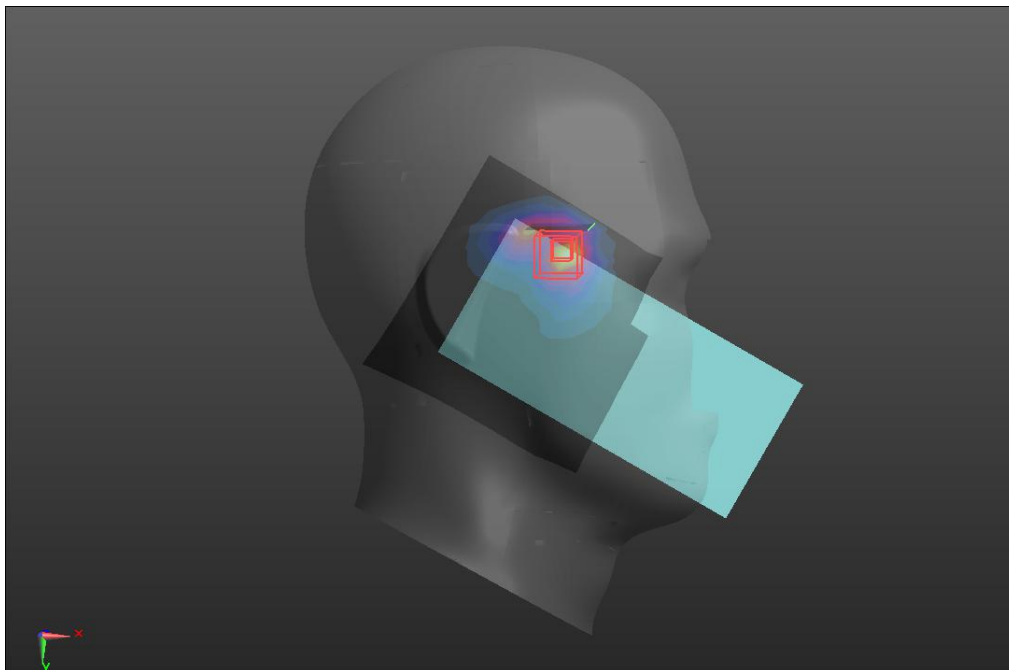
- Probe: ES3DV3 - SN3127; ConvF(4.5, 4.5, 4.5); Calibrated: 2021/8/27;
 - Sensor-Surface: 3mm (Mechanical Surface Detection)
 - Electronics: DAE4 Sn546; Calibrated: 2021/8/25
 - Phantom: Twin-SAM 1660; Type: QD 000 P40 CD; Serial: 1660
 - Measurement SW: DASY52, Version 52.8 (8); SEMCAD X Version 14.6.10 (7373)
- RC/LTE B7 2/Area Scan (11x11x1):** Measurement grid: dx=12mm, dy=12mm
Maximum value of SAR (measured) = 0.996 W/kg
- RC/LTE B7 2/Zoom Scan (5x5x7)/Cube 0:** Measurement grid: dx=8mm, dy=8mm, dz=5mm
- Reference Value = 5.452 V/m; Power Drift = 0.18 dB
- Peak SAR (extrapolated) = 1.78 W/kg
- SAR(1 g) = 1.043 W/kg; SAR(10 g) = 0.431 W/kg**
- Maximum value of SAR (measured) = 1.13 W/kg



LTE BAND 7(Third supply)

Hotspot	Right cheek(2022.04.13)
<p>Communication System: UID 0, LTE Band 7 (0); Frequency: 2535 MHz; Duty Cycle: 1:1</p> <p>Medium parameters used (interpolated): $f = 2535$ MHz; $\sigma = 1.92$ S/m; $\epsilon_r = 38.65$; $\rho = 1000$ kg/m³</p> <p>Phantom section: Right Section</p> <p>DASY5 Configuration:</p>	


- Probe: ES3DV3 - SN3127; ConvF(4.5, 4.5, 4.5); Calibrated: 2021/8/27;
 - Sensor-Surface: 3mm (Mechanical Surface Detection)
 - Electronics: DAE4 Sn546; Calibrated: 2021/8/25
 - Phantom: Twin-SAM 1660; Type: QD 000 P40 CD; Serial: 1660
 - Measurement SW: DASY52, Version 52.8 (8); SEMCAD X Version 14.6.10 (7373)
- RC/LTE B7 2/Area Scan (11x11x1):** Measurement grid: dx=12mm, dy=12mm
Maximum value of SAR (measured) = 0.986 W/kg
- RC/LTE B7 2/Zoom Scan (5x5x7)/Cube 0:** Measurement grid: dx=8mm, dy=8mm, dz=5mm
- Reference Value = 5.182 V/m; Power Drift = 0.05 dB
- Peak SAR (extrapolated) = 1.70 W/kg
- SAR(1 g) = 1.036 W/kg; SAR(10 g) = 0.411 W/kg**
- Maximum value of SAR (measured) = 1.06 W/kg




LTE BAND 12

Hotspot	Right (2022.04.08)
<p>Communication System: UID 0, LTE Band 12 (0); Frequency: 707.5 MHz; Duty Cycle: 1:1</p> <p>Medium parameters used (interpolated): $f = 707.5$ MHz; $\sigma = 0.93$ S/m; $\epsilon_r = 43.07$; $\rho = 1000$ kg/m³</p> <p>Phantom section: Flat Section</p> <p>DASY5 Configuration:</p>	


- Probe: ES3DV3 - SN3127; ConvF(6.35, 6.35, 6.35); Calibrated: 2021/8/27;
 - Sensor-Surface: 3mm (Mechanical Surface Detection)
 - Electronics: DAE4 Sn546; Calibrated: 2021/8/25
 - Phantom: Twin-SAM 1660; Type: QD 000 P40 CD; Serial: 1660
 - Measurement SW: DASY52, Version 52.8 (8); SEMCAD X Version 14.6.10 (7373)
- RIGHT/LTE B12/Area Scan (14x5x1):** Measurement grid: dx=15mm, dy=15mm
Maximum value of SAR (measured) = 0.213 W/kg
- RIGHT/LTE B12/Zoom Scan (5x5x7)/Cube 0:** Measurement grid: dx=8mm, dy=8mm, dz=5mm
Reference Value = 14.59 V/m; Power Drift = 0.09 dB
Peak SAR (extrapolated) = 0.303 W/kg
SAR(1 g) = 0.187 W/kg; SAR(10 g) = 0.118 W/kg
Maximum value of SAR (measured) = 0.225 W/kg



LTE BAND 13

Hotspot	Right (2022.04.08)
<p>Communication System: UID 0, LTE band 13 (0); Frequency: 782 MHz; Duty Cycle: 1:1 Medium parameters used (interpolated): $f = 782 \text{ MHz}$; $\sigma = 0.93 \text{ S/m}$; $\epsilon_r = 43.07$; $\rho = 1000 \text{ kg/m}^3$ Phantom section: Flat Section</p> <p>DASY5 Configuration:</p> <ul style="list-style-type: none"> Probe: ES3DV3 - SN3127; ConvF(6.35, 6.35, 6.35); Calibrated: 2021/8/27; Sensor-Surface: 3mm (Mechanical Surface Detection) Electronics: DAE4 Sn546; Calibrated: 2021/8/25 Phantom: Twin-SAM 1660; Type: QD 000 P40 CD; Serial: 1660 Measurement SW: DASY52, Version 52.8 (8); SEMCAD X Version 14.6.10 (7373) <p>RIGHT/LTE B13/Area Scan (14x5x1): Measurement grid: $dx=15\text{mm}$, $dy=15\text{mm}$ Maximum value of SAR (measured) = 0.427 W/kg</p> <p>RIGHT/LTE B13/Zoom Scan (5x5x7)/Cube 0: Measurement grid: $dx=8\text{mm}$, $dy=8\text{mm}$, $dz=5\text{mm}$ Reference Value = 19.11 V/m; Power Drift = 0.14 dB Peak SAR (extrapolated) = 0.666 W/kg SAR(1 g) = 0.383 W/kg; SAR(10 g) = 0.223 W/kg Maximum value of SAR (measured) = 0.472 W/kg</p> 	

LTE BAND 17

Hotspot	Right(2022.04.08)
<p>Communication System: UID 0, LTE Band 17 (0); Frequency: 710 MHz; Duty Cycle: 1:1 Medium parameters used (interpolated): $f = 710 \text{ MHz}$; $\sigma = 0.93 \text{ S/m}$; $\epsilon_r = 43.07$; $\rho = 1000 \text{ kg/m}^3$ Phantom section: Flat Section</p> <p>DASY5 Configuration:</p> <ul style="list-style-type: none"> Probe: ES3DV3 - SN3127; ConvF(6.35, 6.35, 6.35); Calibrated: 2021/8/27; Sensor-Surface: 3mm (Mechanical Surface Detection) Electronics: DAE4 Sn546; Calibrated: 2021/8/25 Phantom: Twin-SAM 1660; Type: QD 000 P40 CD; Serial: 1660 Measurement SW: DASY52, Version 52.8 (8); SEMCAD X Version 14.6.10 (7373) <p>RIGHT/LTE B17/Area Scan (14x5x1): Measurement grid: $dx=15\text{mm}$, $dy=15\text{mm}$ Maximum value of SAR (measured) = 0.220 W/kg</p> <p>RIGHT/LTE B17/Zoom Scan (5x5x7)/Cube 0: Measurement grid: $dx=8\text{mm}$, $dy=8\text{mm}$, $dz=5\text{mm}$ Reference Value = 14.72 V/m; Power Drift = 0.15 dB Peak SAR (extrapolated) = 0.307 W/kg SAR(1 g) = 0.191 W/kg; SAR(10 g) = 0.120 W/kg Maximum value of SAR (measured) = 0.229 W/kg</p> 	

LTE BAND 38

Hotspot	Right cheek(2022.04.13)
---------	-------------------------


Communication System: UID 0, LTE Band 38 (0); Frequency: 2595 MHz; Duty Cycle: 0.633:1

Medium parameters used (interpolated): $f = 2595$ MHz; $\sigma = 1.92$ S/m; $\epsilon_r = 38.65$; $\rho = 1000$ kg/m³

Phantom section: Right Section

DASY5 Configuration:

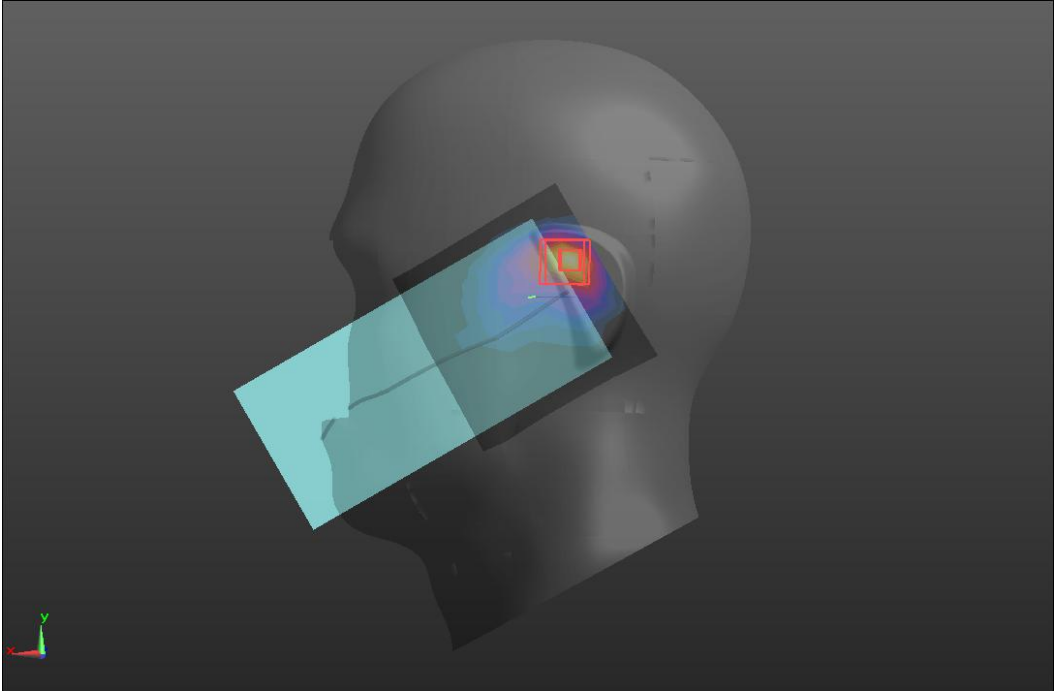
- Probe: ES3DV3 - SN3127; ConvF(4.33, 4.33, 4.33); Calibrated: 2021/8/27;
 - Sensor-Surface: 3mm (Mechanical Surface Detection)
 - Electronics: DAE4 Sn546; Calibrated: 2021/8/25
 - Phantom: Twin-SAM 1660; Type: QD 000 P40 CD; Serial: 1660
 - Measurement SW: DASY52, Version 52.8 (8); SEMCAD X Version 14.6.10 (7373)
- RC/LTE B38/Area Scan (11x11x1):** Measurement grid: dx=12mm, dy=12mm
Maximum value of SAR (measured) = 0.632 W/kg
- RC/LTE B38/Zoom Scan (5x5x7)/Cube 0:** Measurement grid: dx=8mm, dy=8mm, dz=5mm
Reference Value = 5.088 V/m; Power Drift = 0.08 dB
Peak SAR (extrapolated) = 1.39 W/kg
SAR(1 g) = 0.570 W/kg; SAR(10 g) = 0.243 W/kg
Maximum value of SAR (measured) = 0.738 W/kg



LTE BAND 66

Hotspot	Bottom(2022.04.10)
<p>Communication System: UID 0, LTE band 66 (0); Frequency: 1745 MHz; Duty Cycle: 1:1 Medium parameters used (interpolated): $f = 1745 \text{ MHz}$; $\sigma = 1.4 \text{ S/m}$; $\epsilon_r = 39.31$; $\rho = 1000 \text{ kg/m}^3$ Phantom section: Flat Section</p> <p>DASY5 Configuration:</p> <ul style="list-style-type: none"> Probe: ES3DV3 - SN3127; ConvF(5.08, 5.08, 5.08); Calibrated: 2021/8/27; Sensor-Surface: 3mm (Mechanical Surface Detection) Electronics: DAE4 Sn546; Calibrated: 2021/8/25 Phantom: Twin-SAM 1660; Type: QD 000 P40 CD; Serial: 1660 Measurement SW: DASY52, Version 52.8 (8); SEMCAD X Version 14.6.10 (7373) <p>BOTTOM/LTE B66/Area Scan (8x5x1): Measurement grid: $dx=15\text{mm}$, $dy=15\text{mm}$ Maximum value of SAR (measured) = 0.878 W/kg</p> <p>BOTTOM/LTE B66/Zoom Scan (5x5x7)/Cube 0: Measurement grid: $dx=8\text{mm}$, $dy=8\text{mm}$, $dz=5\text{mm}$ Reference Value = 24.01 V/m; Power Drift = 0.13 dB Peak SAR (extrapolated) = 1.37 W/kg SAR(1 g) = 0.851 W/kg; SAR(10 g) = 0.500 W/kg Maximum value of SAR (measured) = 1.03 W/kg</p> 	

WIFI 2.4GHz

Head	Left tilt (2022.04.12)
<p>Communication System: UID 0, WIFI 2.4GHz (0); Frequency: 2437 MHz; Duty Cycle: 0.996:1 Medium parameters used (interpolated): $f = 2437$ MHz; $\sigma = 1.74$ S/m; $\epsilon_r = 40.83$; $\rho = 1000$ kg/m³ Phantom section: Left Section</p> <p>DASY5 Configuration:</p> <ul style="list-style-type: none"> • Probe: ES3DV3 - SN3127; ConvF(4.5, 4.5, 4.5); Calibrated: 2021/8/27; • Sensor-Surface: 3mm (Mechanical Surface Detection) • Electronics: DAE4 Sn546; Calibrated: 2021/8/25 • Phantom: Twin-SAM 1660; Type: QD 000 P40 CD; Serial: 1660 • Measurement SW: DASY52, Version 52.8 (8); SEMCAD X Version 14.6.10 (7373) <p>LT/WIFI2.4 TX18/Area Scan (9x9x1): Measurement grid: dx=12mm, dy=12mm Maximum value of SAR (measured) = 0.746 W/kg</p> <p>LT/WIFI2.4 TX18/Zoom Scan (5x5x7)/Cube 0: Measurement grid: dx=8mm, dy=8mm, dz=5mm Reference Value = 21.21 V/m; Power Drift = -0.12 dB Peak SAR (extrapolated) = 1.23 W/kg SAR(1 g) = 0.478 W/kg; SAR(10 g) = 0.243 W/kg Maximum value of SAR (measured) = 0.720 W/kg</p> 	

WIFI5.2GHz

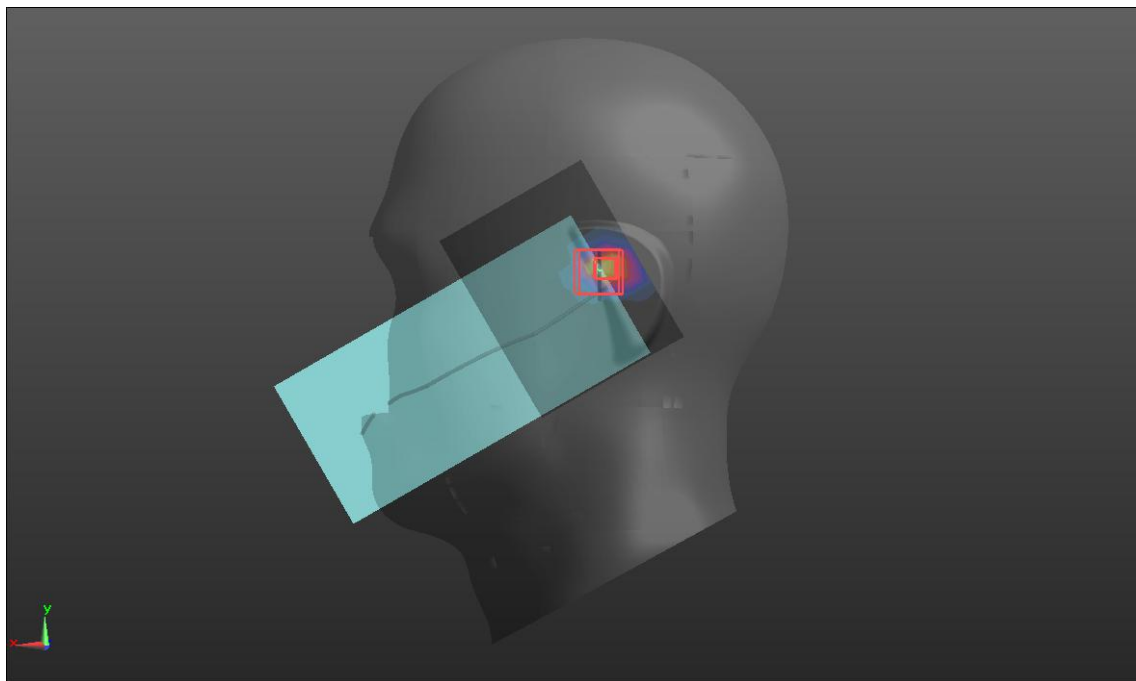
Head	Left tilt (2022.04.14)
------	------------------------

Communication System: UID 0, WIFI 5.8G (0); Frequency: 5220 MHz; Duty Cycle: 0.957:1
Medium parameters used (interpolated): $f = 5220\text{MHz}$; $\sigma = 4.78\text{ S/m}$; $\epsilon_r = 36.12$; $\rho = 1000\text{ kg/m}^3$

Phantom section: Left Section

DASY5 Configuration:

- Probe: EX3DV4 - SN3708; ConvF(5.58, 5.58, 5.58) @ 5200 MHz; Calibrated: 10/20/2021
 - Sensor-Surface: 1.4mm (Mechanical Surface Detection)
 - Electronics: DAE4 Sn720; Calibrated: 10/8/2021
 - Phantom: Twin-SAM 1559; Type: QD 000 P40 CD; Serial: xxxx
 - Measurement SW: DASY52, Version 52.10 (4); SEMCAD X Version 14.6.14 (7483)
- LT/WIFI5.2/Area Scan (9x11x1):** Measurement grid: dx=10mm, dy=10mm
Maximum value of SAR (measured) = 3.42 W/kg
- LT/WIFI5.2/Zoom Scan (6x6x12)/Cube 0:** Measurement grid: dx=5mm, dy=5mm, dz=2mm
Reference Value = 11.56 V/m; Power Drift = 0.14 dB
Peak SAR (extrapolated) = 5.08 W/kg
SAR(1 g) = 1.01 W/kg; SAR(10 g) = 0.440 W/kg
Maximum value of SAR (measured) = 3.11 W/kg



WIFI 5.8GHz

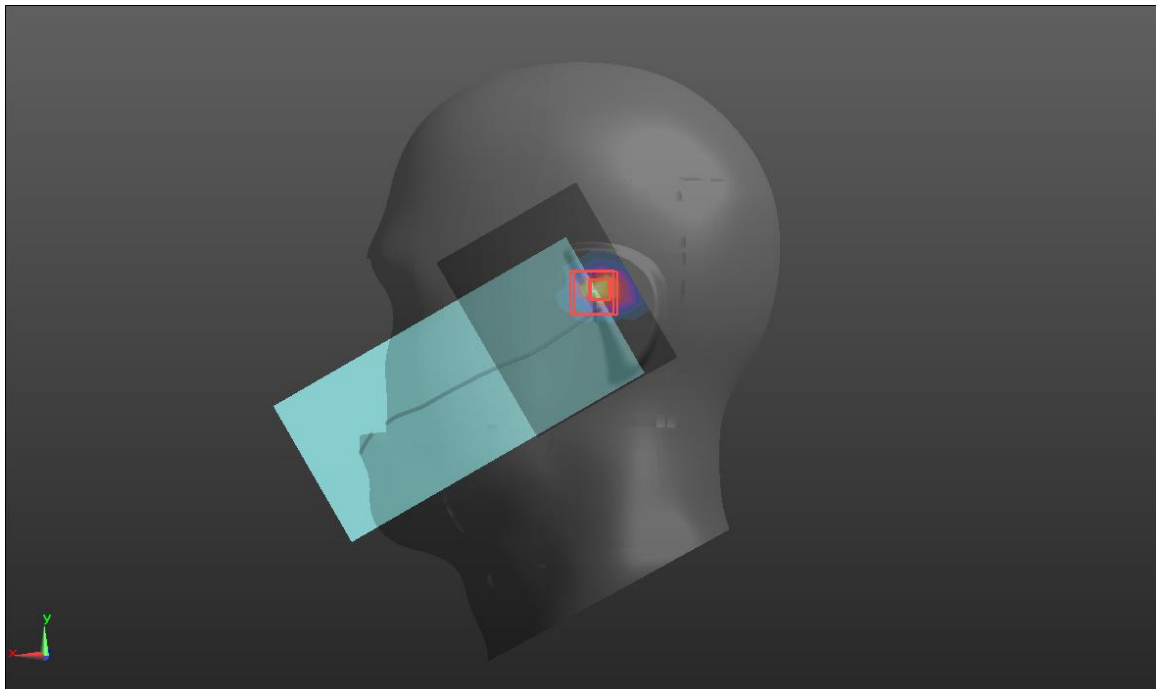
Head	Left tilt (2022.04.15)
-------------	-------------------------------

Communication System: UID 0, WIFI 5.8G (0); Frequency: 5785 MHz; Duty Cycle: 0.952:1
Medium parameters used (interpolated): $f = 5785$ MHz; $\sigma = 5.21$ S/m; $\epsilon_r = 34.97$; $\rho = 1000$ kg/m³

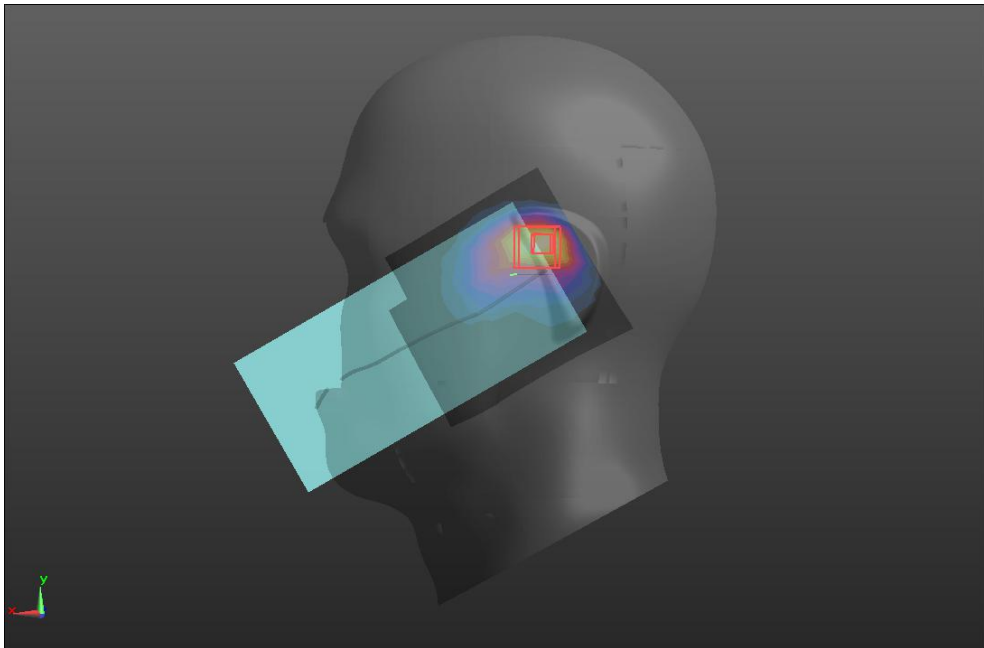
Phantom section: Left Section

DASY5 Configuration:

- Probe: EX3DV4 - SN3708; ConvF(5.05, 5.05, 5.05) @ 5785 MHz; Calibrated: 10/20/2021
- Sensor-Surface: 1.4mm (Mechanical Surface Detection)
- Electronics: DAE4 Sn720; Calibrated: 10/8/2021
- Phantom: Twin-SAM 1559; Type: QD 000 P40 CD; Serial: xxxx
- Measurement SW: DASY52, Version 52.10 (4); SEMCAD X Version 14.6.14 (7483)
LT/WIFI5.8 2/Area Scan (9x11x1): Measurement grid: dx=10mm, dy=10mm
Maximum value of SAR (measured) = 1.64 W/kg
LT/WIFI5.8 2/Zoom Scan (6x6x12)/Cube 0: Measurement grid: dx=5mm, dy=5mm, dz=2mm
Reference Value = 9.804 V/m; Power Drift = 0.14 dB
Peak SAR (extrapolated) = 3.37 W/kg
SAR(1 g) = 0.783 W/kg; SAR(10 g) = 0.203 W/kg
Maximum value of SAR (measured) = 1.98 W/kg



Bluetooth

Head	Left cheek(2022.04.12)
<p>Communication System: UID 0, BT (0); Frequency: 2441 MHz; Duty Cycle: 0.785 :1 Medium parameters used (interpolated): $f = 2441$ MHz; $\sigma = 1.74$ S/m; $\epsilon_r = 40.83$; $\rho = 1000$ kg/m³ Phantom section: Left Section</p> <p>DASY5 Configuration:</p> <ul style="list-style-type: none"> Probe: ES3DV3 - SN3127; ConvF(4.5, 4.5, 4.5); Calibrated: 2021/8/27; Sensor-Surface: 3mm (Mechanical Surface Detection) Electronics: DAE4 Sn546; Calibrated: 2021/8/25 Phantom: Twin-SAM 1660; Type: QD 000 P40 CD; Serial: 1660 Measurement SW: DASY52, Version 52.8 (8); SEMCAD X Version 14.6.10 (7373) <p>LC/BT/Area Scan (10x9x1): Measurement grid: dx=12mm, dy=12mm Maximum value of SAR (measured) = 0.0813 W/kg</p> <p>LC/BT/Zoom Scan (5x5x7)/Cube 0: Measurement grid: dx=8mm, dy=8mm, dz=5mm Reference Value = 5.109 V/m; Power Drift = 0.17 dB Peak SAR (extrapolated) = 0.169 W/kg SAR(1 g) = 0.086 W/kg; SAR(10 g) = 0.034 W/kg Maximum value of SAR (measured) = 0.100 W/kg</p> 	

Note: All the modulated signal with different PAR (refers to RF WWAN report) already take into account, but not mentioned in this inherent log file template.