

APPENDIX A – TEST DATA OF CONDUCTED EMISSION

LTE Band 13

1 RF Power Output

Modulation	Carrier frequency (MHz)	UL Channel	BW	RB Size	RB Offset	Conducted power (dBm)
QPSK	779.5	23205	5	1	0	23.17
QPSK	779.5	23205	5	1	12	23.15
QPSK	779.5	23205	5	1	24	22.99
QPSK	779.5	23205	5	12	0	22.46
QPSK	779.5	23205	5	12	7	22.35
QPSK	779.5	23205	5	12	13	22.22
QPSK	779.5	23205	5	25	0	22.34
QPSK	782	23230	5	1	0	23.23
QPSK	782	23230	5	1	12	23.01
QPSK	782	23230	5	1	24	23.39
QPSK	782	23230	5	12	0	22.19
QPSK	782	23230	5	12	7	22.33
QPSK	782	23230	5	12	13	22.26
QPSK	782	23230	5	25	0	22.24
QPSK	784.5	23255	5	1	0	23.10
QPSK	784.5	23255	5	1	12	23.28
QPSK	784.5	23255	5	1	24	23.31
QPSK	784.5	23255	5	12	0	22.35
QPSK	784.5	23255	5	12	7	22.39
QPSK	784.5	23255	5	12	13	22.29
QPSK	784.5	23255	5	25	0	22.28

Modulation	Carrier frequency (MHz)	UL Channel	BW	RB Size	RB Offset	Conducted power (dBm)
16QAM	779.5	23205	5	1	0	22.79
16QAM	779.5	23205	5	1	12	22.80
16QAM	779.5	23205	5	1	24	22.93
16QAM	779.5	23205	5	12	0	21.40
16QAM	779.5	23205	5	12	7	21.21
16QAM	779.5	23205	5	12	13	21.29
16QAM	779.5	23205	5	25	0	21.30
16QAM	782	23230	5	1	0	22.80
16QAM	782	23230	5	1	12	22.45
16QAM	782	23230	5	1	24	22.69
16QAM	782	23230	5	12	0	21.40
16QAM	782	23230	5	12	7	21.49
16QAM	782	23230	5	12	13	21.29
16QAM	782	23230	5	25	0	21.27
16QAM	784.5	23255	5	1	0	22.59
16QAM	784.5	23255	5	1	12	23.42
16QAM	784.5	23255	5	1	24	22.80
16QAM	784.5	23255	5	12	0	21.55
16QAM	784.5	23255	5	12	7	21.21
16QAM	784.5	23255	5	12	13	21.37
16QAM	784.5	23255	5	25	0	21.28

Modulation	Carrier frequency (MHz)	UL Channel	BW	RB Size	RB Offset	Conducted power (dBm)
QPSK	782	23230	10	1	0	23.94
QPSK	782	23230	10	1	25	23.51
QPSK	782	23230	10	1	49	23.88
QPSK	782	23230	10	25	0	22.45
QPSK	782	23230	10	25	12	22.53
QPSK	782	23230	10	25	25	22.31
QPSK	782	23230	10	50	0	22.40
QPSK	782	23230	10	1	0	23.55
QPSK	782	23230	10	1	25	23.18
QPSK	782	23230	10	1	49	24.37
QPSK	782	23230	10	25	0	22.36
QPSK	782	23230	10	25	12	22.37
QPSK	782	23230	10	25	25	22.29
QPSK	782	23230	10	50	0	22.50
QPSK	782	23230	10	1	0	23.50
QPSK	782	23230	10	1	25	23.35
QPSK	782	23230	10	1	49	24.34
QPSK	782	23230	10	25	0	22.41
QPSK	782	23230	10	25	12	22.56
QPSK	782	23230	10	25	25	22.21
QPSK	782	23230	10	50	0	22.39

Modulation	Carrier frequency (MHz)	UL Channel	BW	RB Size	RB Offset	Conducted power (dBm)
16QAM	782	23230	10	1	0	22.91
16QAM	782	23230	10	1	25	22.61
16QAM	782	23230	10	1	49	23.16
16QAM	782	23230	10	25	0	21.77
16QAM	782	23230	10	25	12	21.46
16QAM	782	23230	10	25	25	21.51
16QAM	782	23230	10	50	0	21.46
16QAM	782	23230	10	1	0	23.49
16QAM	782	23230	10	1	25	22.87
16QAM	782	23230	10	1	49	24.36
16QAM	782	23230	10	25	0	21.34
16QAM	782	23230	10	25	12	21.61
16QAM	782	23230	10	25	25	21.62
16QAM	782	23230	10	50	0	21.30
16QAM	782	23230	10	1	0	22.66
16QAM	782	23230	10	1	25	22.85
16QAM	782	23230	10	1	49	24.02
16QAM	782	23230	10	25	0	21.38
16QAM	782	23230	10	25	12	21.37
16QAM	782	23230	10	25	25	21.22
16QAM	782	23230	10	50	0	21.34

2 Occupied Bandwidth

Band	Mode	Carrier frequency (MHz)	Channel	BW (MHz)	RB Size	RB Offset	Bandwidth of 99% Power (MHz)	
13	QPSK	779.5	23205	5	25	0	4.464	Fig.1
13	QPSK	782	23230	5	25	0	4.462	Fig.2
13	QPSK	784.5	23255	5	25	0	4.452	Fig.3
13	QPSK	782	23230	10	50	0	8.947	Fig.4
13	QPSK	782	23230	10	50	0	8.935	Fig.5
13	QPSK	782	23230	10	50	0	8.958	Fig.6

Band	Mode	Carrier frequency (MHz)	Channel	BW (MHz)	RB Size	RB Offset	Bandwidth of 99% Power (MHz)	
13	16QAM	779.5	23205	5	25	0	4.459	Fig.7
13	16QAM	782	23230	5	25	0	4.465	Fig.8
13	16QAM	784.5	23255	5	25	0	4.432	Fig.9
13	16QAM	782	23230	10	50	0	8.940	Fig.10
13	16QAM	782	23230	10	50	0	8.947	Fig.11
13	16QAM	782	23230	10	50	0	8.935	Fig.12

Test Mode: QPSK

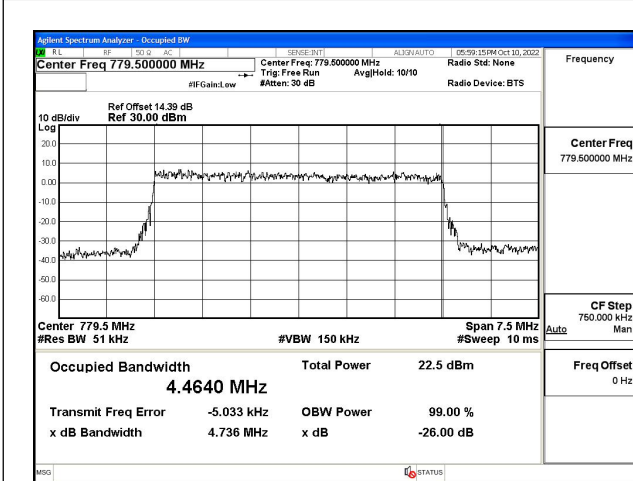


Fig.1

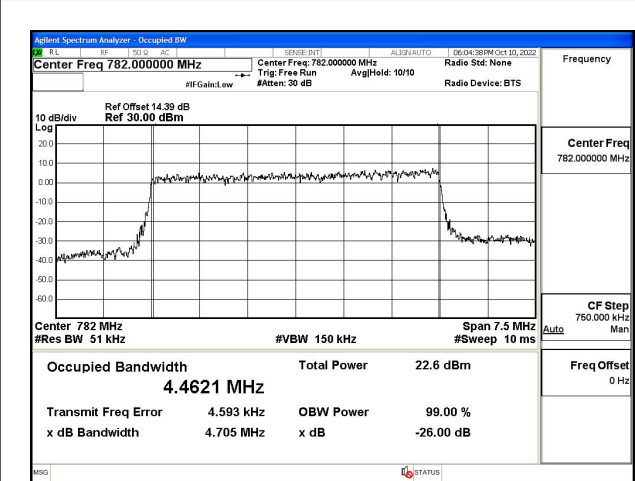


Fig.2

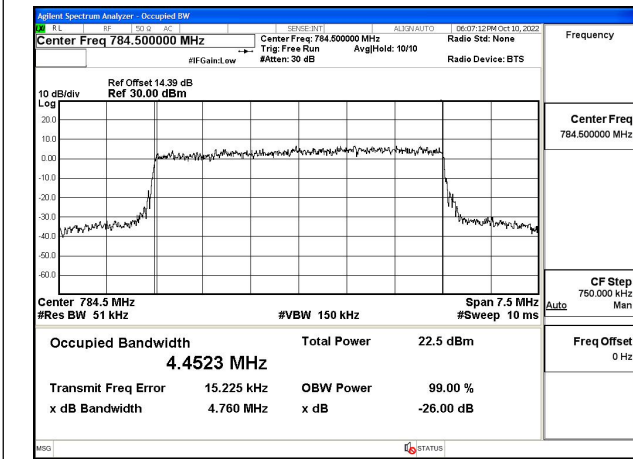


Fig.3

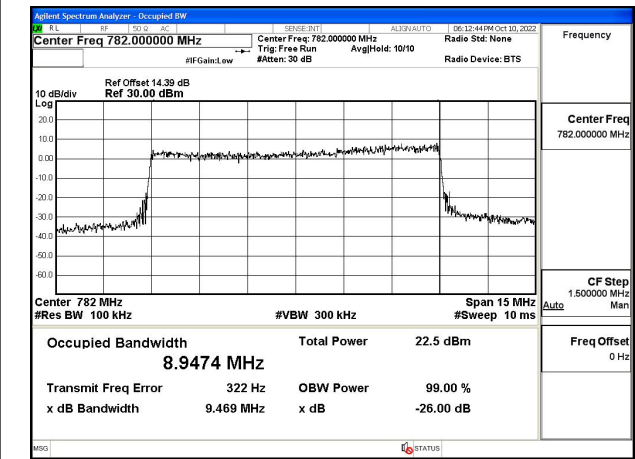


Fig.4

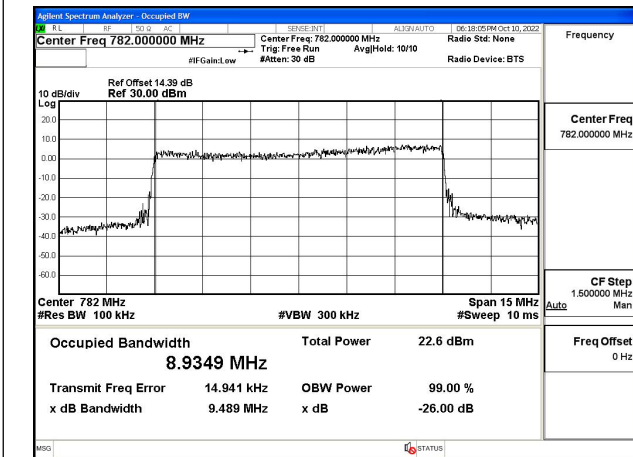


Fig.5

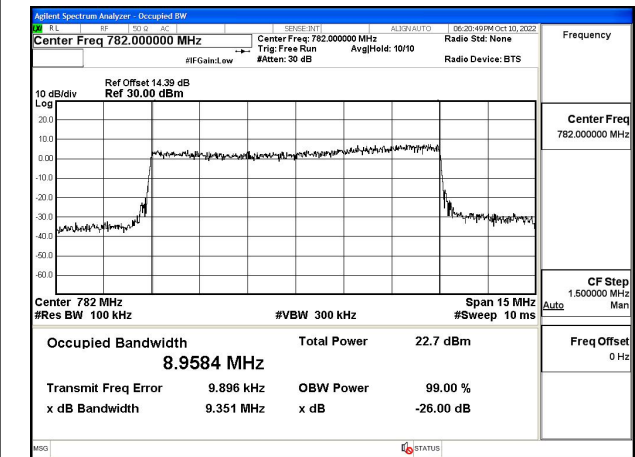


Fig.6

Test Mode: 16QAM

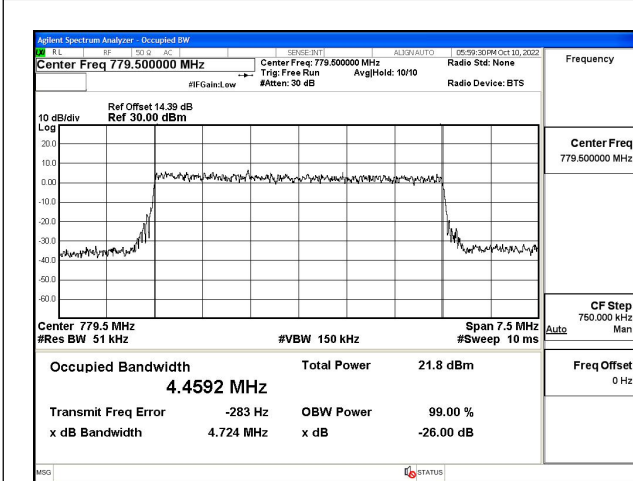


Fig.7

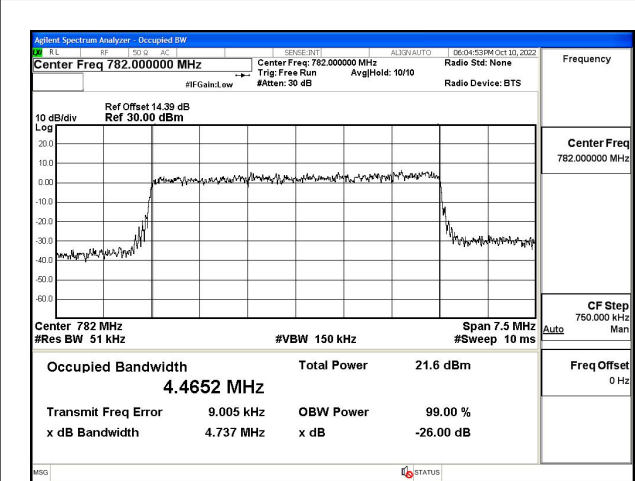


Fig.8

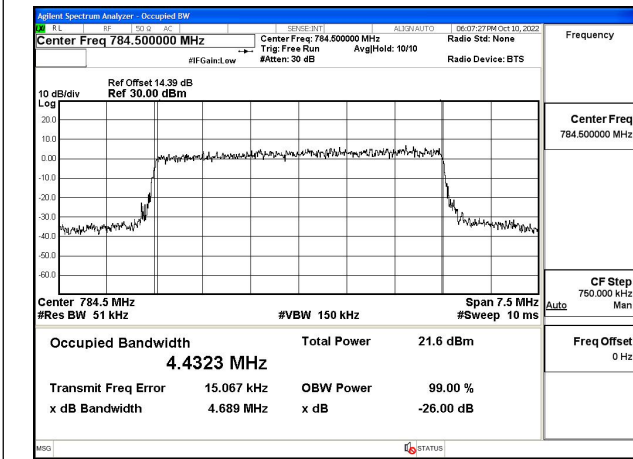


Fig.9

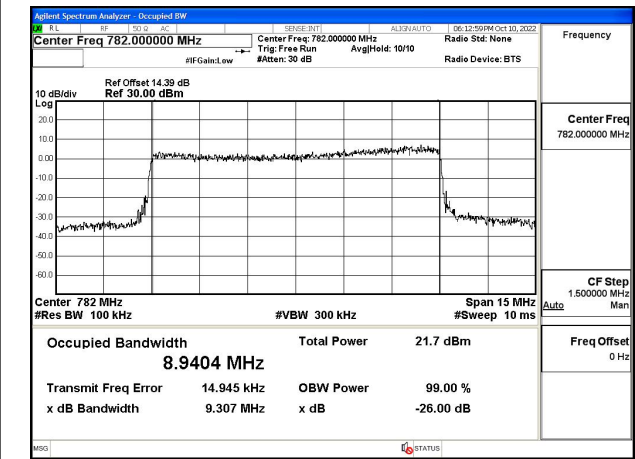


Fig.10

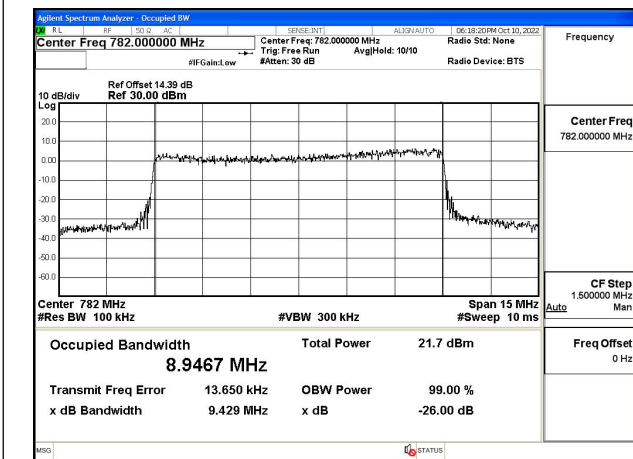


Fig.11

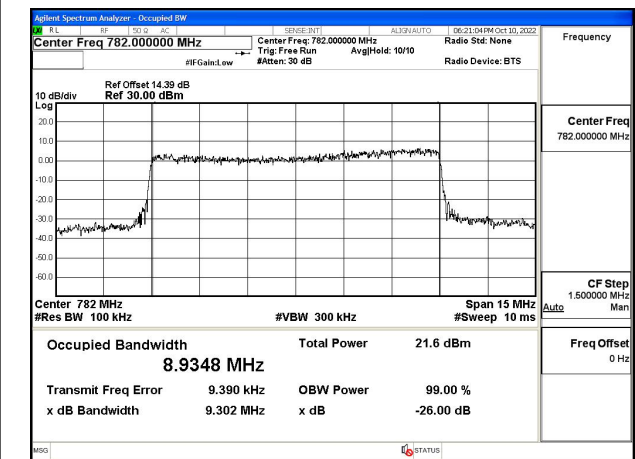


Fig.12

3 Emission Bandwidth

Band	Mode	Carrier frequency (MHz)	Channel	BW (MHz)	RB Size	RB Offset	Bandwidth of -26dB transmitter power (MHz)	
13	QPSK	779.5	23205	5	25	0	4.736	Fig.1
13	QPSK	782	23230	5	25	0	4.705	Fig.2
13	QPSK	784.5	23255	5	25	0	4.760	Fig.3
13	QPSK	782	23230	10	50	0	9.469	Fig.4
13	QPSK	782	23230	10	50	0	9.489	Fig.5
13	QPSK	782	23230	10	50	0	9.351	Fig.6

Band	Mode	Carrier frequency (MHz)	Channel	BW (MHz)	RB Size	RB Offset	Bandwidth of -26dB transmitter power (MHz)	
13	16QAM	779.5	23205	5	25	0	4.724	Fig.7
13	16QAM	782	23230	5	25	0	4.737	Fig.8
13	16QAM	784.5	23255	5	25	0	4.689	Fig.9
13	16QAM	782	23230	10	50	0	9.307	Fig.10
13	16QAM	782	23230	10	50	0	9.429	Fig.11
13	16QAM	782	23230	10	50	0	9.302	Fig.12

Test Mode: QPSK

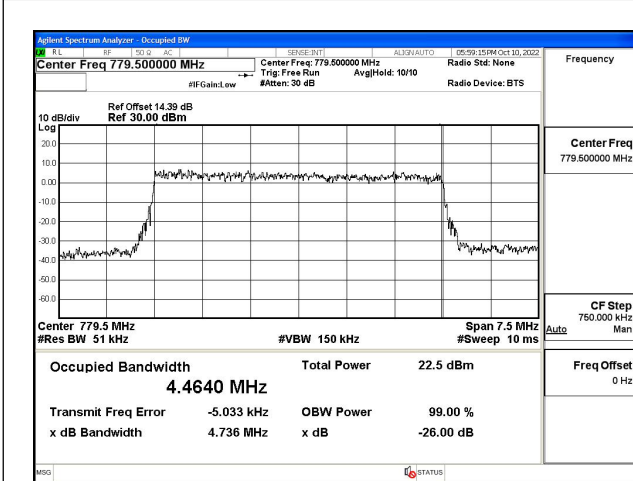


Fig.1

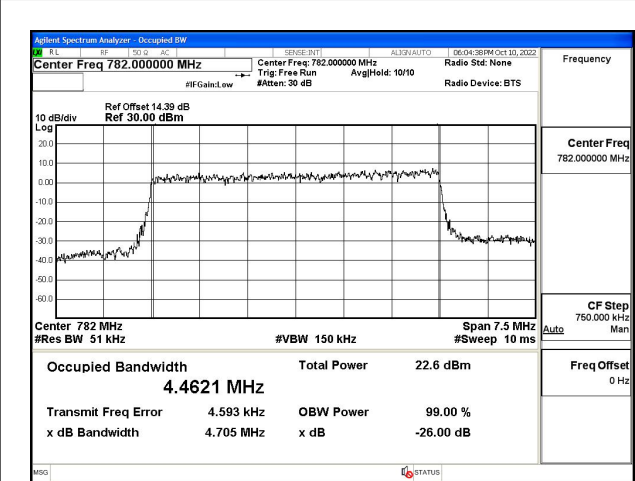


Fig.2

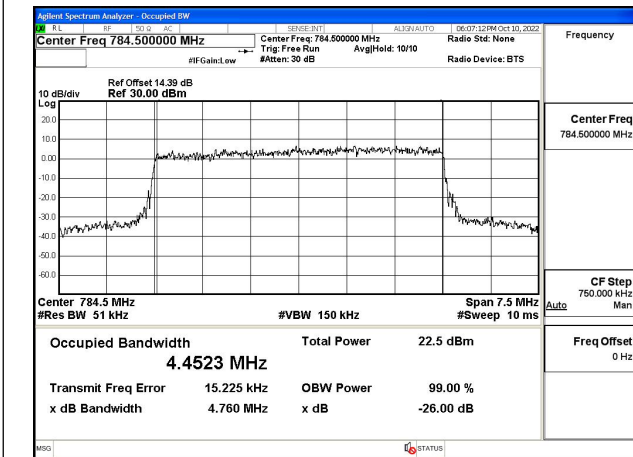


Fig.3

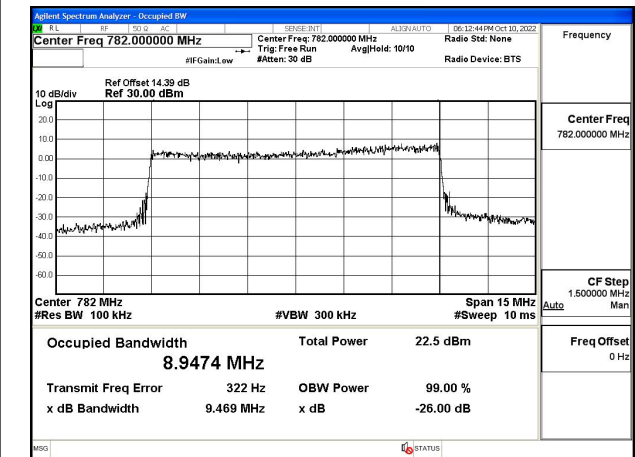


Fig.4

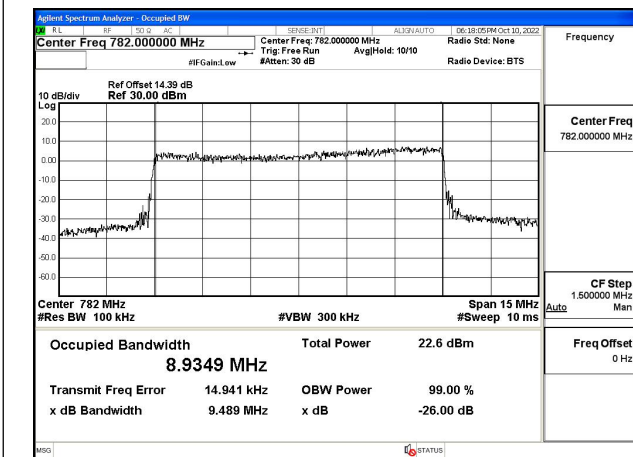


Fig.5

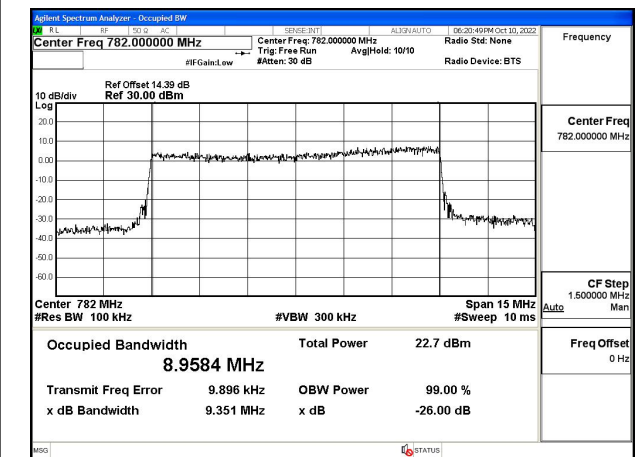


Fig.6

Test Mode: 16QAM

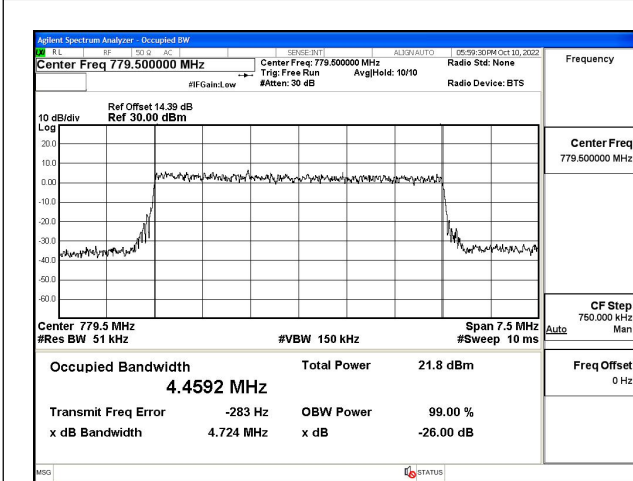


Fig.7

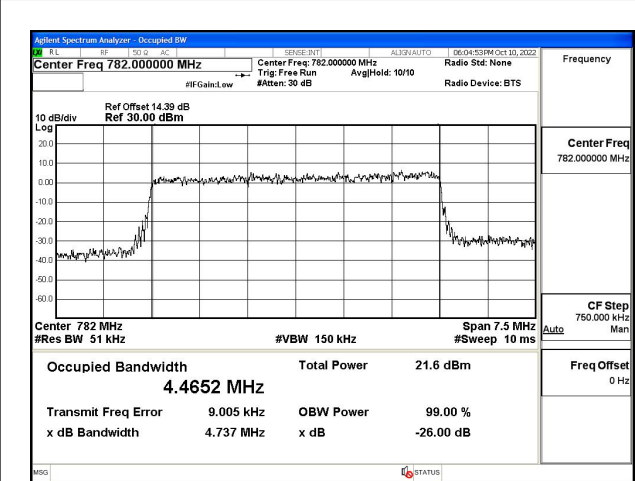


Fig.8

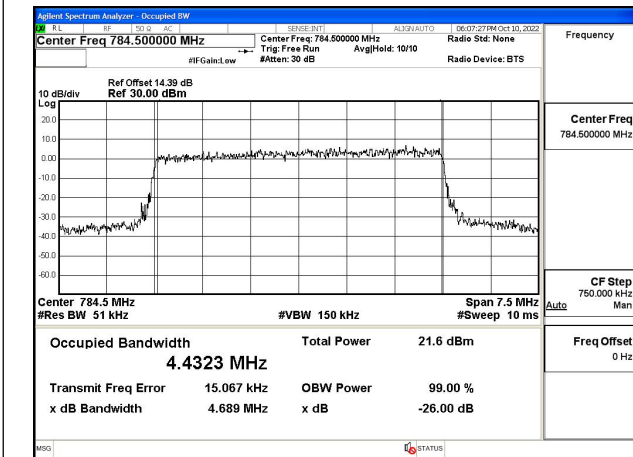


Fig.9

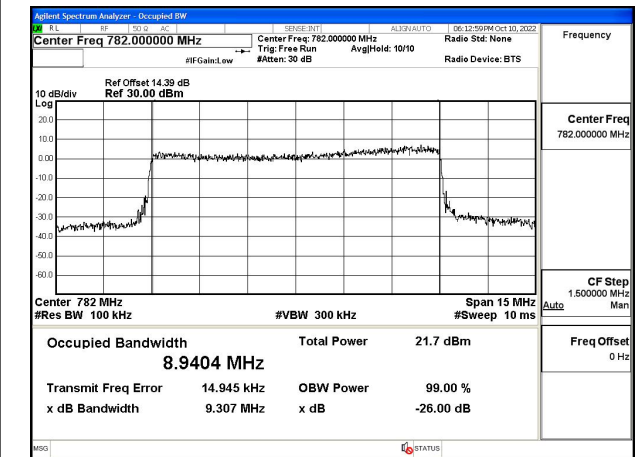


Fig.10

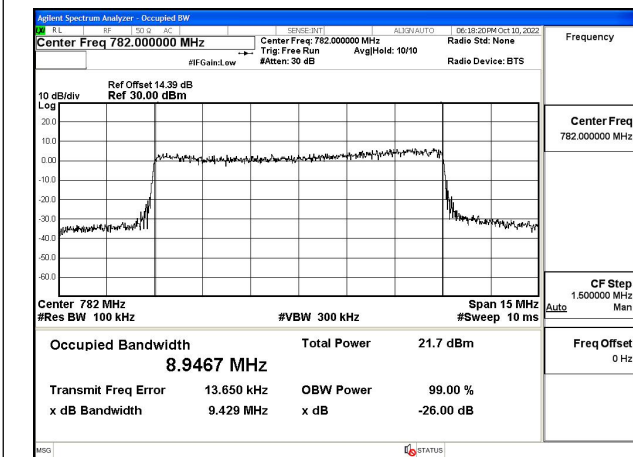


Fig.11

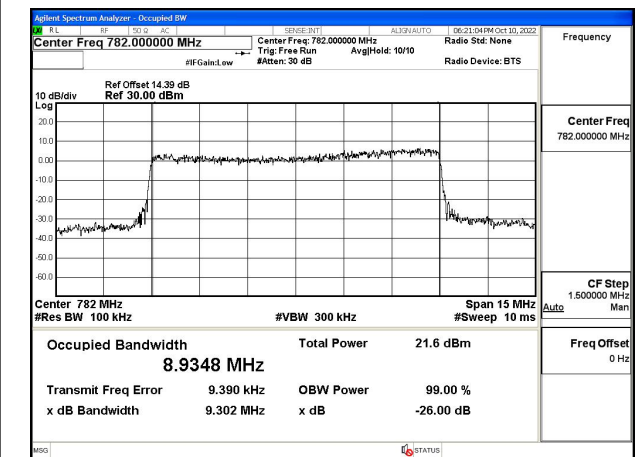


Fig.12

4 Peak-Average Ratio

Band	Carrier frequency (MHz)	Channel	BW (MHz)	RB Size	RB Offset	QPSK	16-QAM	64-QAM
13	779.5	23205	5	1	24	Fig.1	Fig.2	---
13	779.5	23205	5	25	0	Fig.3	Fig.4	---
13	782	23230	5	1	24	Fig.5	Fig.6	---
13	782	23230	5	25	0	Fig.7	Fig.8	---
13	784.5	23255	5	1	24	Fig.9	Fig.10	---
13	784.5	23255	5	25	0	Fig.11	Fig.12	---
13	782	23230	10	1	49	Fig.13	Fig.14	---
13	782	23230	10	50	0	Fig.15	Fig.16	---
13	782	23230	10	1	49	Fig.17	Fig.18	---
13	782	23230	10	50	0	Fig.19	Fig.20	---
13	782	23230	10	1	49	Fig.21	Fig.22	---
13	782	23230	10	50	0	Fig.23	Fig.24	---

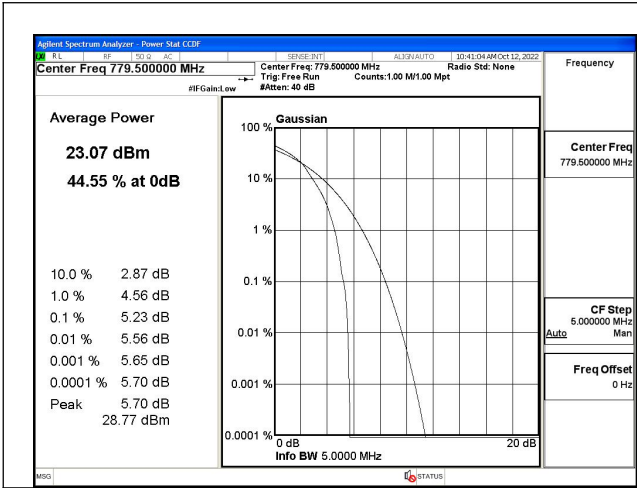


Fig.1

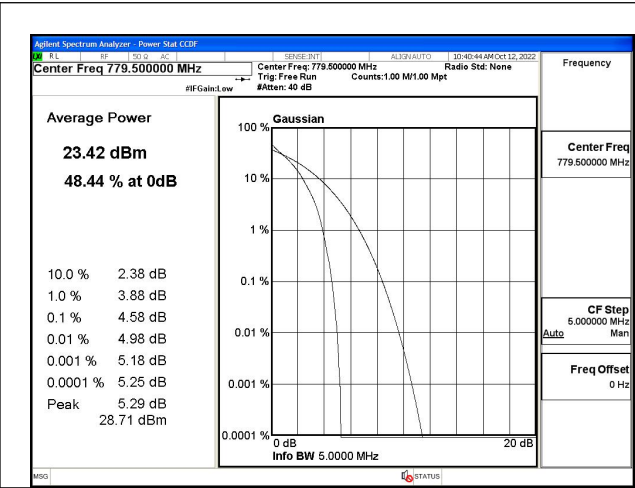


Fig.2

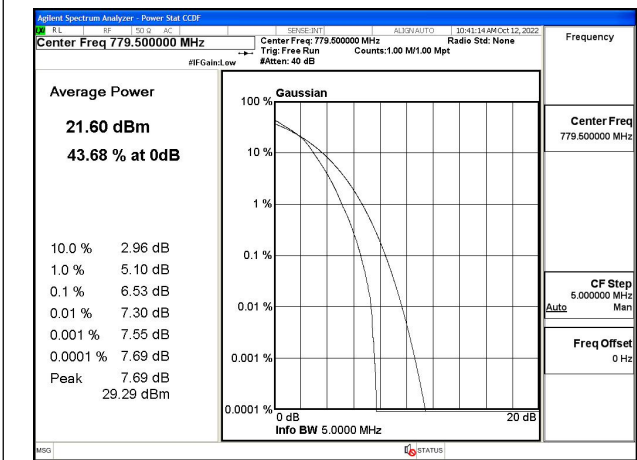


Fig.3

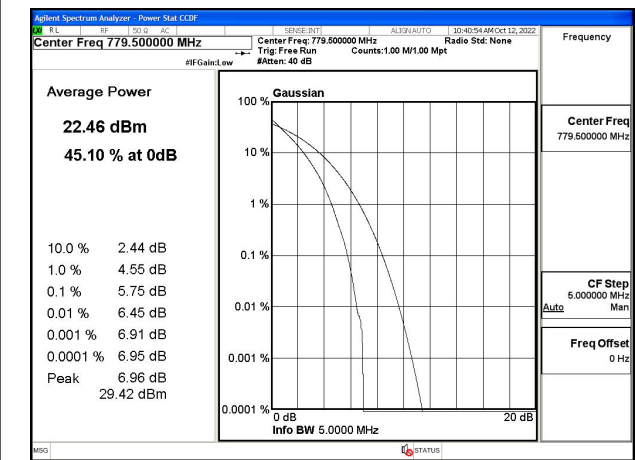


Fig.4

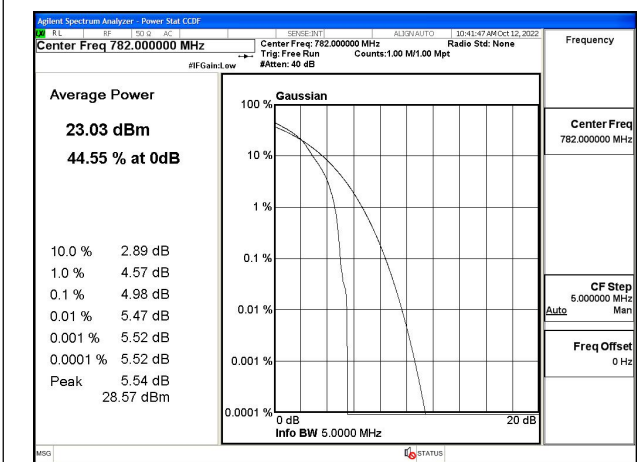


Fig.5

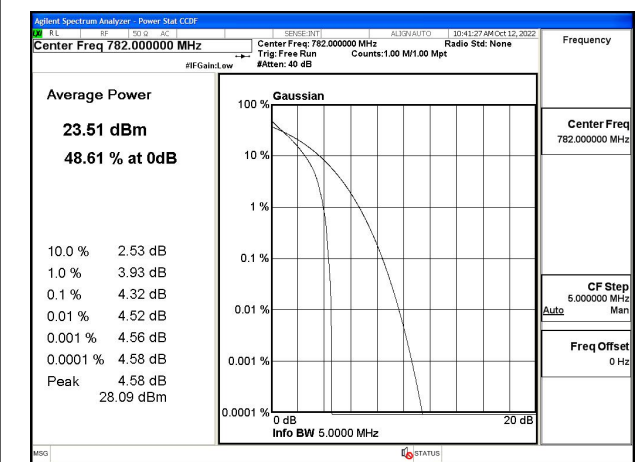


Fig.6

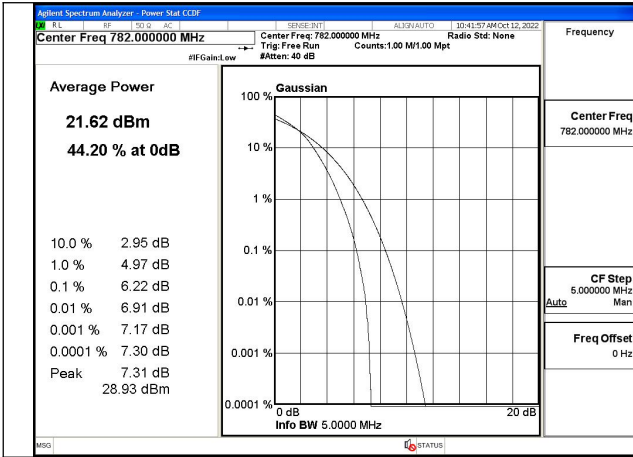


Fig.7

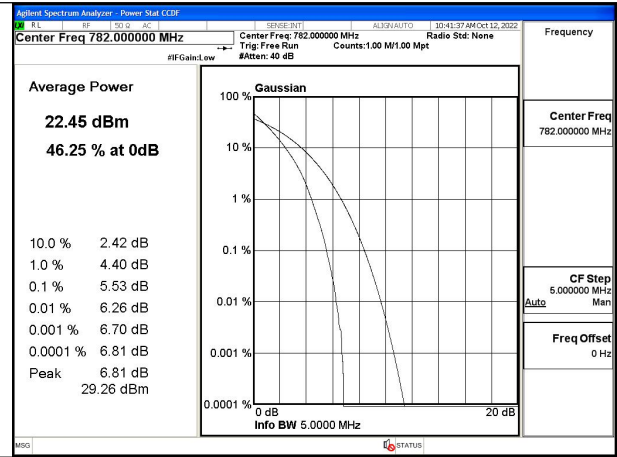


Fig.8

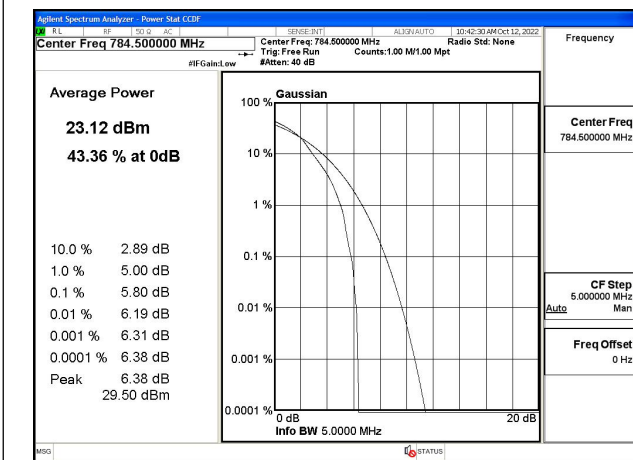


Fig.9

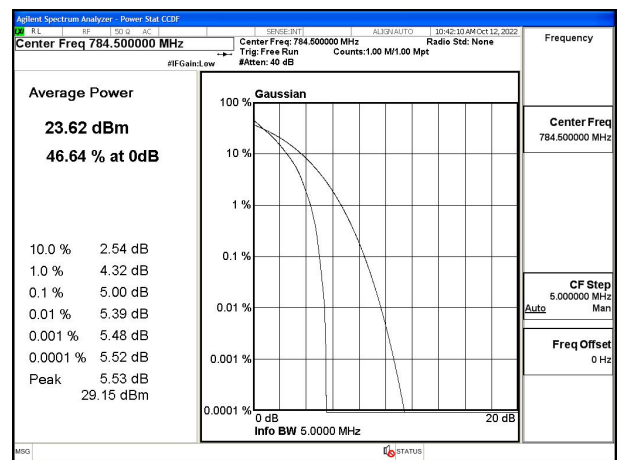


Fig.10

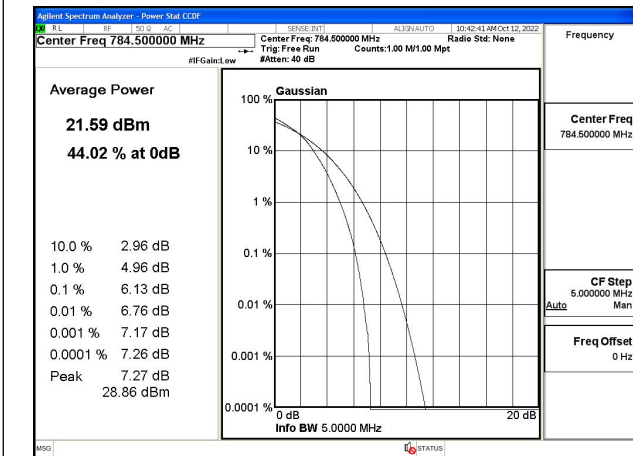


Fig.11

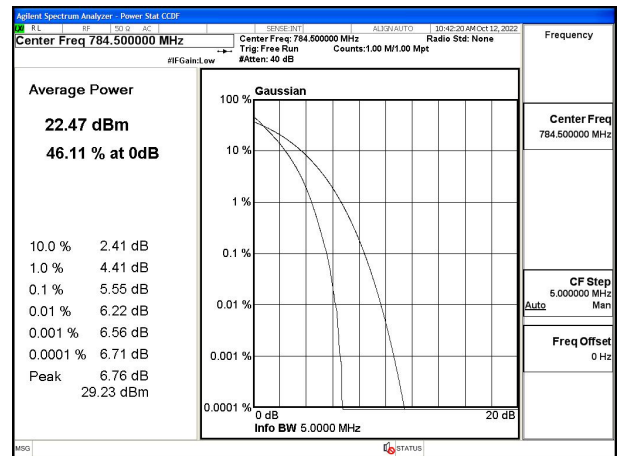


Fig.12

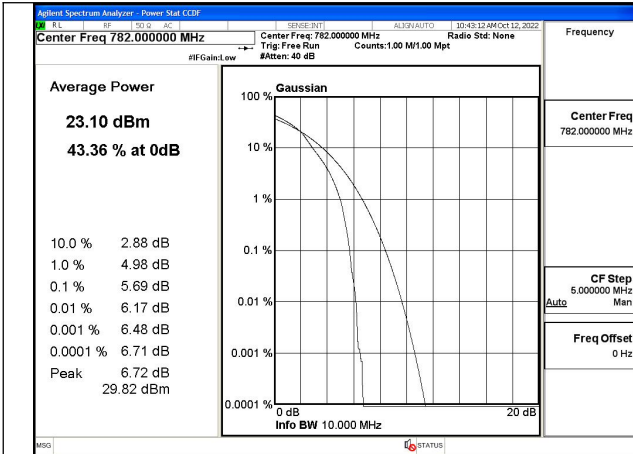


Fig.13

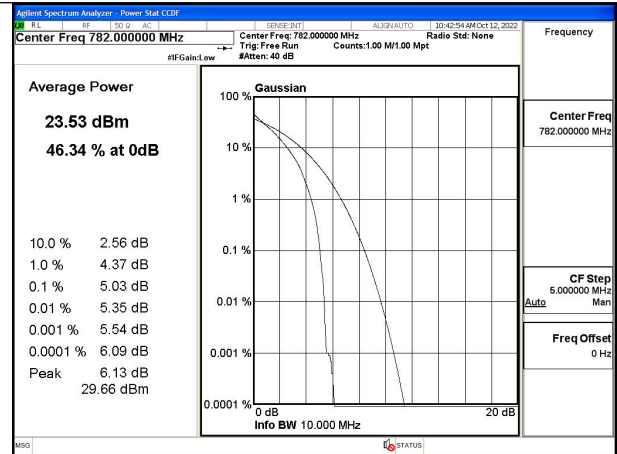


Fig.14

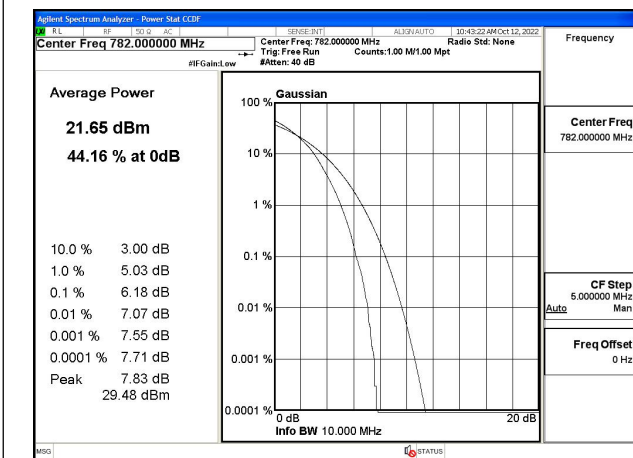


Fig.15

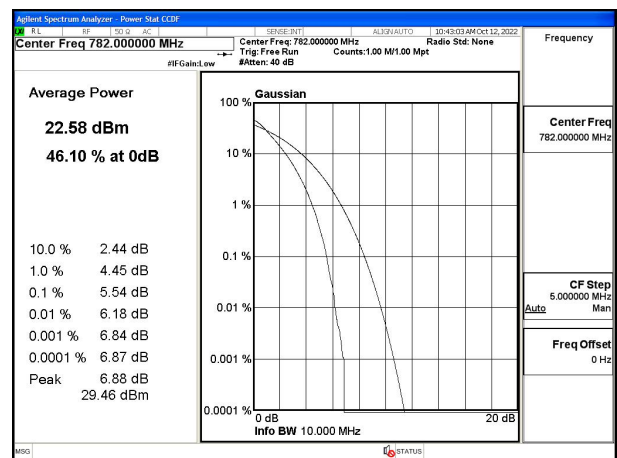


Fig.16

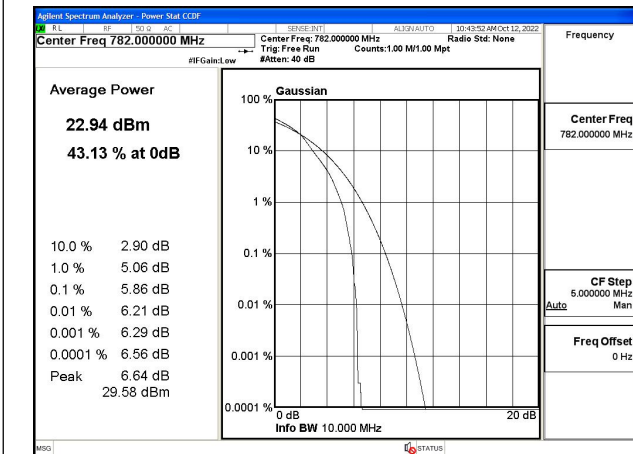


Fig.17

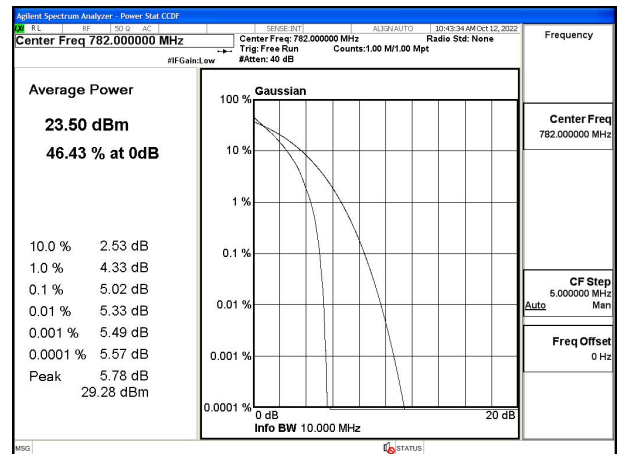


Fig.18