
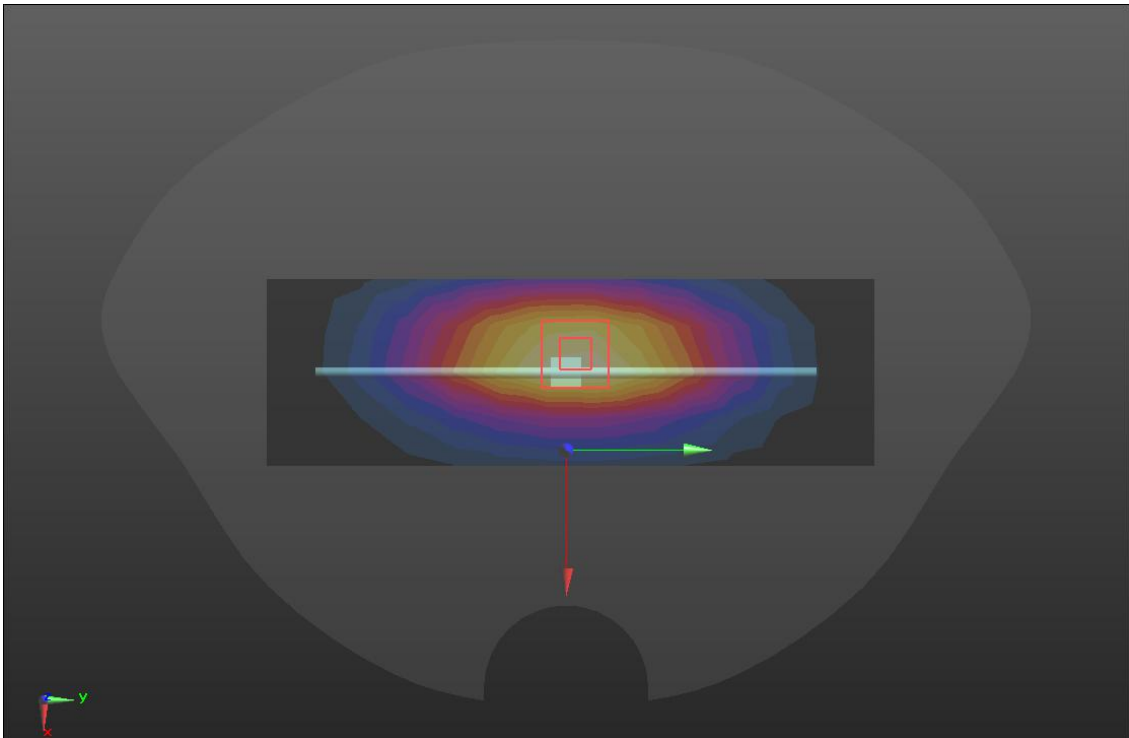
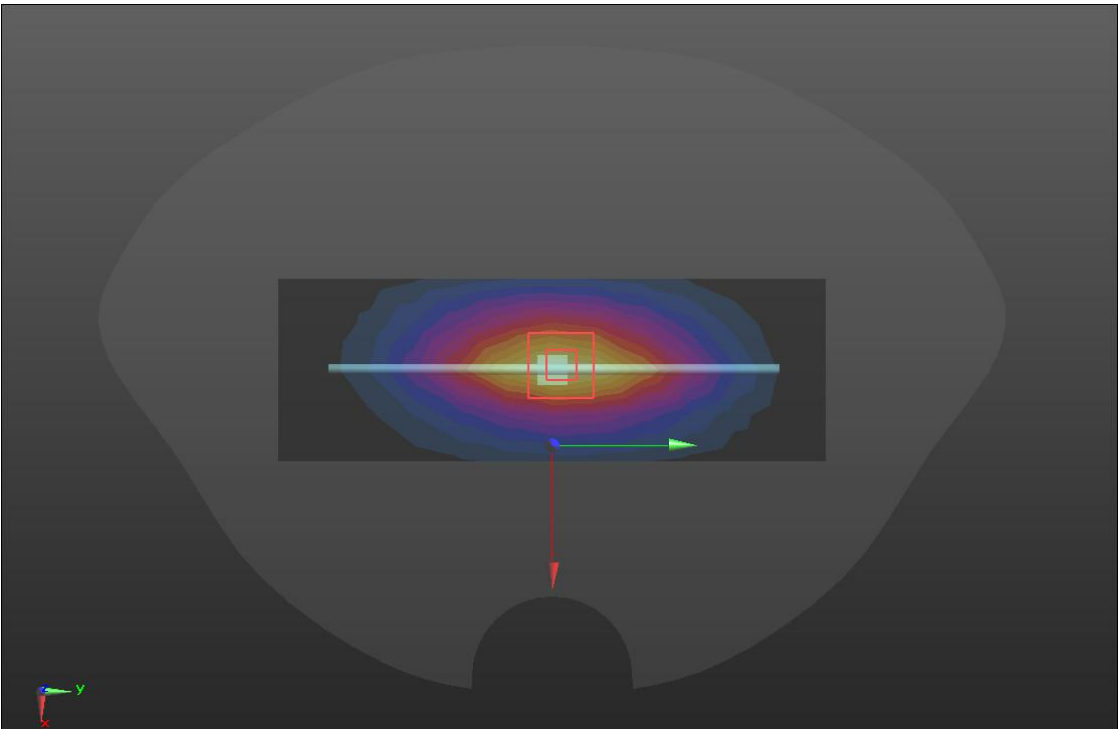


System check	750MHz
<p>Communication System: UID 0, CW (0); Frequency: 750 MHz; Duty Cycle: 1:1            Medium parameters used: <math>f = 750 \text{ MHz}</math>; <math>\sigma = 0.93 \text{ S/m}</math>; <math>\epsilon_r = 43.07</math>; <math>\rho = 1000 \text{ kg/m}^3</math>            Phantom section: Flat Section</p> <p>DASY5 Configuration:</p> <ul style="list-style-type: none"> <li>Probe: ES3DV3 - SN3127; ConvF(6.4, 6.4, 6.4); Calibrated: 2022/9/23;</li> <li>Sensor-Surface: 3mm (Mechanical Surface Detection)</li> <li>Electronics: DAE4 Sn546; Calibrated: 2022/9/15</li> <li>Phantom: Twin-SAM 1660; Type: QD 000 P40 CD; Serial: 1660</li> <li>Measurement SW: DASY52, Version 52.10 (4); SEMCAD X Version 14.6.14 (7483)</li> </ul> <p><b>750/Dipole 750MHz/Area Scan (5x15x1):</b> Measurement grid: <math>dx=15\text{mm}</math>, <math>dy=15\text{mm}</math>            Maximum value of SAR (measured) = 2.83 W/kg</p> <p><b>750/Dipole 750MHz/Zoom Scan (5x5x7)/Cube 0:</b> Measurement grid: <math>dx=8\text{mm}</math>, <math>dy=8\text{mm}</math>, <math>dz=5\text{mm}</math>            Reference Value = 58.50 V/m; Power Drift = 0.09 dB            Peak SAR (extrapolated) = 3.24 W/kg  <b>SAR(1 g) = 2.14 W/kg; SAR(10 g) = 1.47 W/kg</b>            Maximum value of SAR (measured) = 2.85 W/kg</p> 	

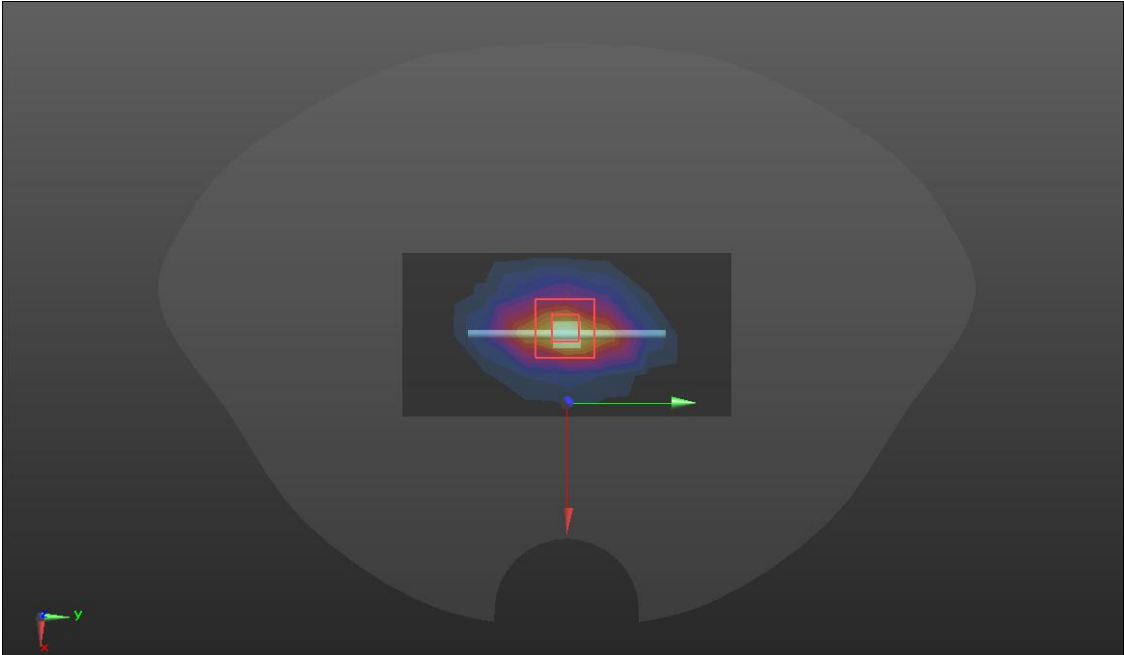
SRTC performed system check by using 250mw at antenna port

System check	835MHz
<p>Communication System: UID 0, CW (0); Frequency: 835 MHz; Duty Cycle: 1:1            Medium parameters used (interpolated): <math>f = 835 \text{ MHz}</math>; <math>\sigma = 0.93 \text{ S/m}</math>; <math>\epsilon_r = 42.99</math>; <math>\rho = 1000 \text{ kg/m}^3</math>            Phantom section: Flat Section</p> <p>DASY Configuration:</p> <ul style="list-style-type: none"> <li>Probe: ES3DV3 - SN3127; ConvF(6.2, 6.2, 6.2); Calibrated: 2022/9/23;</li> <li>Sensor-Surface: 3mm (Mechanical Surface Detection)</li> <li>Electronics: DAE4 Sn546; Calibrated: 2022/9/15</li> <li>Phantom: Twin-SAM 1660; Type: QD 000 P40 CD; Serial: 1660</li> <li>Measurement SW: DASY52, Version 52.10 (4); SEMCAD X Version 14.6.14 (7483)</li> </ul> <p><b>D835/Dipole 835MHz/Area Scan (5x14x1):</b> Measurement grid: <math>dx=15\text{mm}</math>, <math>dy=15\text{mm}</math>            Maximum value of SAR (measured) = 2.71 W/kg</p> <p><b>D835/Dipole 835MHz/Zoom Scan (5x5x7)/Cube 0:</b> Measurement grid: <math>dx=8\text{mm}</math>, <math>dy=8\text{mm}</math>, <math>dz=5\text{mm}</math>            Reference Value = 56.70 V/m; Power Drift = 0.05 dB            Peak SAR (extrapolated) = 3.50 W/kg  <b>SAR(1 g) = 2.32 W/kg; SAR(10 g) = 1.52 W/kg</b>            Maximum value of SAR (measured) = 3.04 W/kg</p> 	

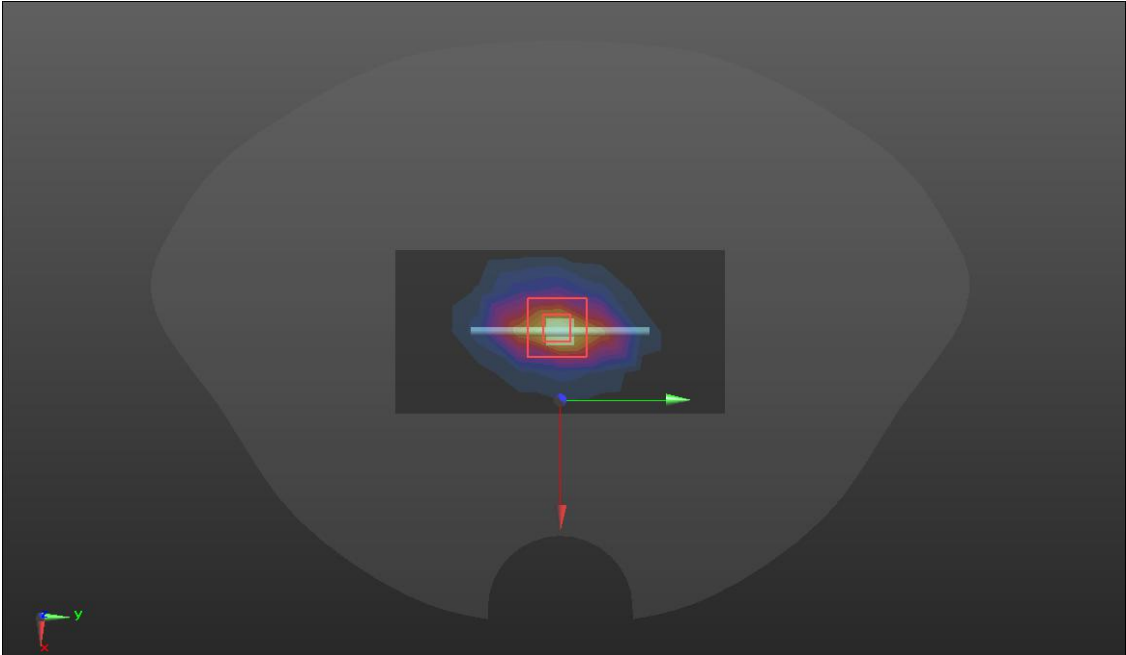
SRTC performed system check by using 250mw at antenna port

System check	900MHz
<p>Communication System: UID 0, CW (0); Frequency: 900 MHz; Duty Cycle: 1:1            parameters used: <math>f = 900 \text{ MHz}</math>; <math>\sigma = 1.01 \text{ S/m}</math>; <math>\epsilon_r = 40.05</math>; <math>\rho = 1000 \text{ kg/m}^3</math>            Phantom section: Flat Section</p> <p>DASY Configuration:</p> <ul style="list-style-type: none"> <li>Probe: ES3DV3 - SN3127; ConvF(6.2, 6.2, 6.2); Calibrated: 2022/9/23;</li> <li>Sensor-Surface: 3mm (Mechanical Surface Detection)</li> <li>Electronics: DAE4 Sn546; Calibrated: 2022/9/15</li> <li>Phantom: Twin-SAM 1660; Type: QD 000 P40 CD; Serial: 1660</li> <li>Measurement SW: DASY52, Version 52.10 (4); SEMCAD X Version 14.6.14 (7483)</li> </ul> <p><b>D900/Dipole 900MHz/Area Scan (5x13x1):</b> Measurement grid: dx=15mm, dy=15mm            Maximum value of SAR (measured) = 3.85 W/kg</p> <p><b>D900/Dipole 900MHz/Zoom Scan (5x5x7)/Cube 0:</b> Measurement grid: dx=8mm, dy=8mm, dz=5mm            Reference Value = 66.17 V/m; Power Drift = 0.00 dB            Peak SAR (extrapolated) = 4.74 W/kg  <b>SAR(1 g) = 2.68 W/kg; SAR(10 g) = 1.83 W/kg</b>            Maximum value of SAR (measured) = 3.99 W/kg</p> 	

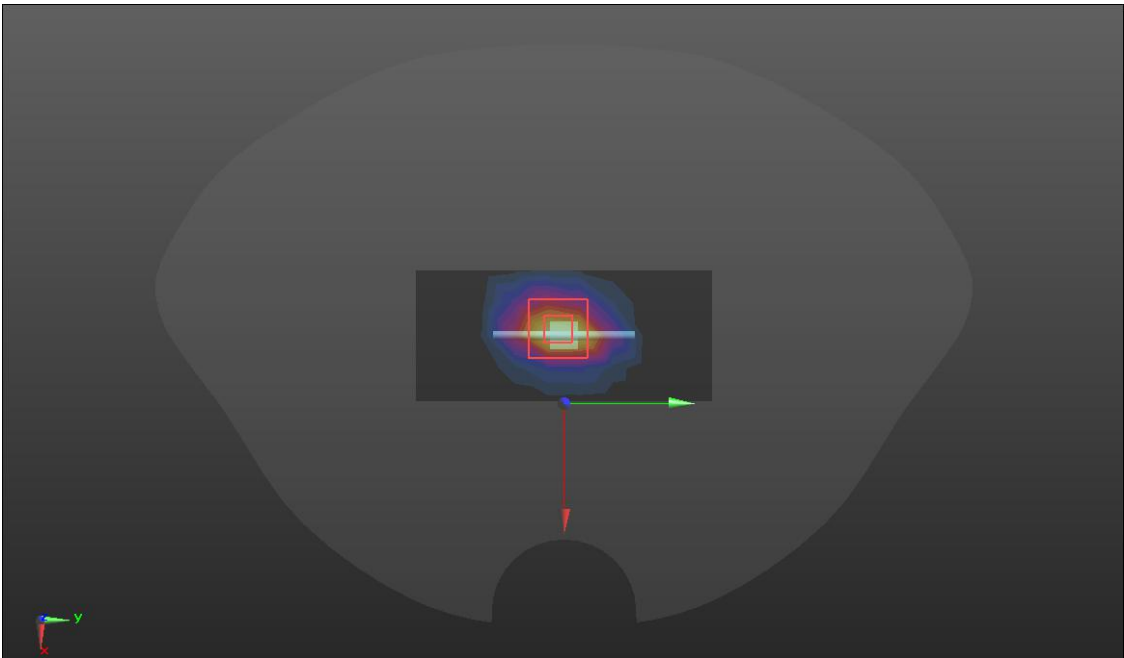
SRTC performed system check by using 250mw at antenna port

System check	1800MHz
<p>Communication System: UID 0, CW (0); Frequency: 1800 MHz; Duty Cycle: 1:1            Medium parameters used: <math>f = 1800 \text{ MHz}</math>; <math>\sigma = 1.4 \text{ S/m}</math>; <math>\epsilon_r = 39.31</math>; <math>\rho = 1000 \text{ kg/m}^3</math>            Phantom section: Flat Section</p> <p>DASY5 Configuration:</p> <ul style="list-style-type: none"> <li>Probe: ES3DV3 - SN3127; ConvF(5.07, 5.07, 5.07); Calibrated: 2022/9/23;</li> <li>Sensor-Surface: 3mm (Mechanical Surface Detection)</li> <li>Electronics: DAE4 Sn546; Calibrated: 2022/9/15</li> <li>Phantom: Twin-SAM 1660; Type: QD 000 P40 CD; Serial: 1660</li> <li>Measurement SW: DASY52, Version 52.10 (4); SEMCAD X Version 14.6.14 (7483)</li> </ul> <p><b>D1800/Dipole 1800MHz/Area Scan (5x9x1):</b> Measurement grid: <math>dx=15\text{mm}</math>, <math>dy=15\text{mm}</math>            Maximum value of SAR (measured) = 15.3 W/kg</p> <p><b>D1800/Dipole 1800MHz/Zoom Scan (5x5x7)/Cube 0:</b> Measurement grid: <math>dx=8\text{mm}</math>, <math>dy=8\text{mm}</math>, <math>dz=5\text{mm}</math>            Reference Value = 107.8 V/m; Power Drift = 0.05 dB            Peak SAR (extrapolated) = 18.7 W/kg  <b>SAR(1 g) = 10.0 W/kg; SAR(10 g) = 5.22 W/kg</b>            Maximum value of SAR (measured) = 15.6 W/kg</p> 	

SRTC performed system check by using 250mw at antenna port

System check	2000MHz
<p>Communication System: UID 0, CW (0); Frequency: 2000 MHz; Duty Cycle: 1:1            Medium parameters used: <math>f = 2000</math> MHz; <math>\sigma = 1.47</math> S/m; <math>\epsilon_r = 41.31</math>; <math>\rho = 1000</math> kg/m<sup>3</sup>            Phantom section: Flat Section</p> <p>DASY5 Configuration:</p> <ul style="list-style-type: none"> <li>Probe: ES3DV3 - SN3127; ConvF(4.99, 4.99, 4.99); Calibrated: 2022/9/23;</li> <li>Sensor-Surface: 3mm (Mechanical Surface Detection)</li> <li>Electronics: DAE4 Sn546; Calibrated: 2022/9/15</li> <li>Phantom: Twin-SAM 1660; Type: QD 000 P40 CD; Serial: 1660</li> <li>Measurement SW: DASY52, Version 52.10 (4); SEMCAD X Version 14.6.14 (7483)</li> </ul> <p><b>D2000/Dipole 2000MHz/Area Scan (5x9x1):</b> Measurement grid: dx=15mm, dy=15mm            Maximum value of SAR (measured) = 15.2 W/kg</p> <p><b>D2000/Dipole 2000MHz/Zoom Scan (5x5x7)/Cube 0:</b> Measurement grid: dx=8mm, dy=8mm, dz=5mm            Reference Value = 107.6 V/m; Power Drift = 0.04 dB            Peak SAR (extrapolated) = 18.9 W/kg  <b>SAR(1 g) = 10.64 W/kg; SAR(10 g) = 4.99 W/kg</b>            Maximum value of SAR (measured) = 15.5 W/kg</p> 	

SRTC performed system check by using 250mw at antenna port

System check	2450MHz
<p>Communication System: UID 0, CW (0); Frequency: 2450 MHz; Duty Cycle: 1:1            Medium parameters used: <math>f = 2450</math> MHz; <math>\sigma = 1.74</math> S/m; <math>\epsilon_r = 40.83</math>; <math>\rho = 1000</math> kg/m<sup>3</sup>            Phantom section: Flat Section</p> <p>DASY5 Configuration:</p> <ul style="list-style-type: none"> <li>• Probe: ES3DV3 - SN3127; ConvF(4.58, 4.58, 4.58); Calibrated: 2022/9/23;</li> <li>• Sensor-Surface: 3mm (Mechanical Surface Detection)</li> <li>• Electronics: DAE4 Sn546; Calibrated: 2022/9/15</li> <li>• Phantom: Twin-SAM 1660; Type: QD 000 P40 CD; Serial: 1660</li> <li>• Measurement SW: DASY52, Version 52.10 (4); SEMCAD X Version 14.6.14 (7483)</li> </ul> <p><b>D2450/Dipole 2450MHz/Area Scan (5x10x1):</b> Measurement grid: dx=12mm, dy=12mm            Maximum value of SAR (measured) = 18.1 W/kg</p> <p><b>D2450/Dipole 2450MHz/Zoom Scan (5x5x7)/Cube 0:</b> Measurement grid: dx=8mm, dy=8mm, dz=5mm            Reference Value = 107.6 V/m; Power Drift = 0.06 dB            Peak SAR (extrapolated) = 25.1 W/kg  <b>SAR(1 g) = 12.69 W/kg; SAR(10 g) = 6.36 W/kg</b>            Maximum value of SAR (measured) = 20.3 W/kg</p> 	

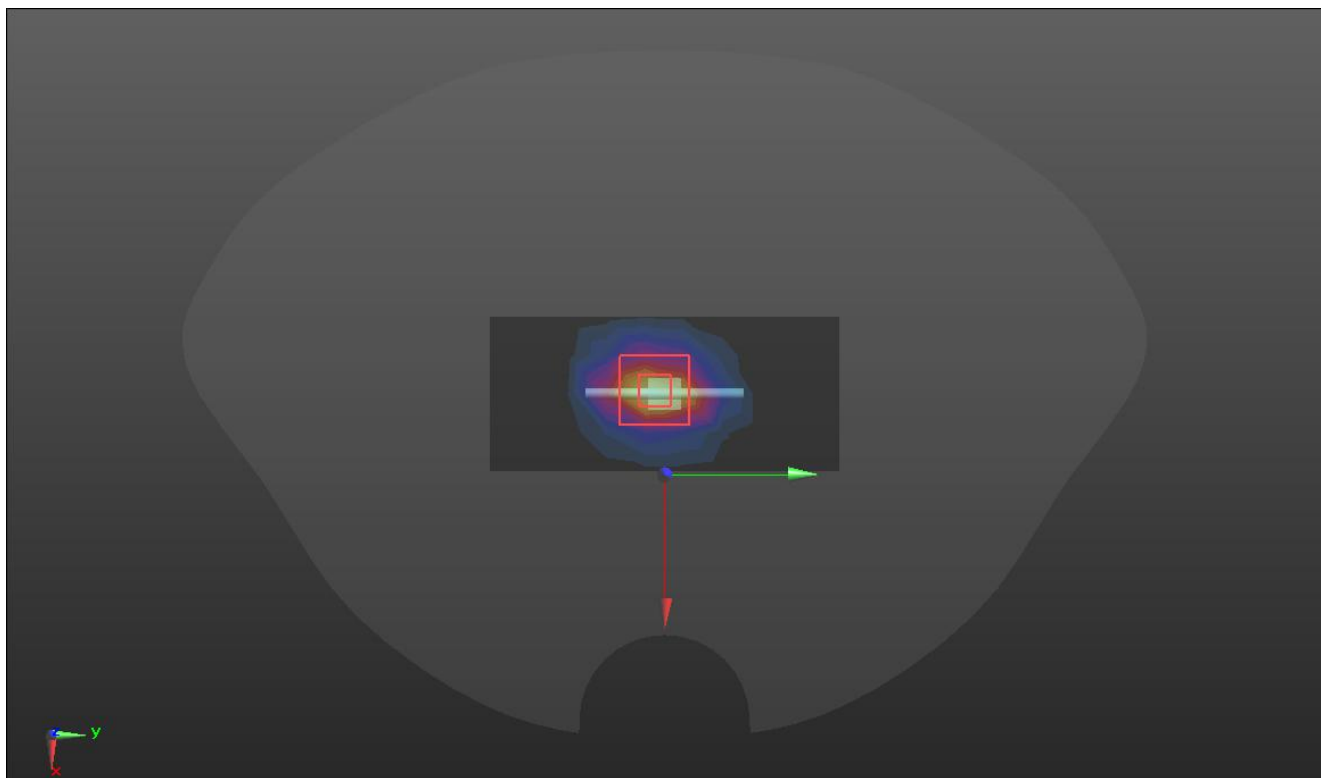
SRTC performed system check by using 250mw at antenna port

System check	2600MHz
--------------	---------

Communication System: UID 0, CW (0); Frequency: 2600 MHz; Duty Cycle: 1:1  
 Medium parameters used:  $f = 2600$  MHz;  $\sigma = 1.92$  S/m;  $\epsilon_r = 38.65$ ;  $\rho = 1000$  kg/m<sup>3</sup>  
 Phantom section: Flat Section

DASY5 Configuration:

- Probe: ES3DV3 - SN3127; ConvF(4.41, 4.41, 4.41); Calibrated: 2022/9/23;
  - Sensor-Surface: 3mm (Mechanical Surface Detection)
  - Electronics: DAE4 Sn546; Calibrated: 2022/9/15
  - Phantom: Twin-SAM 1660; Type: QD 000 P40 CD; Serial: 1660
  - Measurement SW: DASY52, Version 52.10 (4); SEMCAD X Version 14.6.14 (7483)
- D2600/Dipole 2600MHz/Area Scan (5x10x1):** Measurement grid: dx=12mm, dy=12mm  
 Maximum value of SAR (measured) = 21.0 W/kg
- D2600/Dipole 2600MHz/Zoom Scan (5x5x7)/Cube 0:** Measurement grid: dx=8mm, dy=8mm, dz=5mm  
 Reference Value = 107.0 V/m; Power Drift = 0.00 dB  
 Peak SAR (extrapolated) = 27.8 W/kg  
**SAR(1 g) = 14.02 W/kg; SAR(10 g) = 6.53 W/kg**  
 Maximum value of SAR (measured) = 21.7 W/kg



SRTC performed system check by using 250mw at antenna port

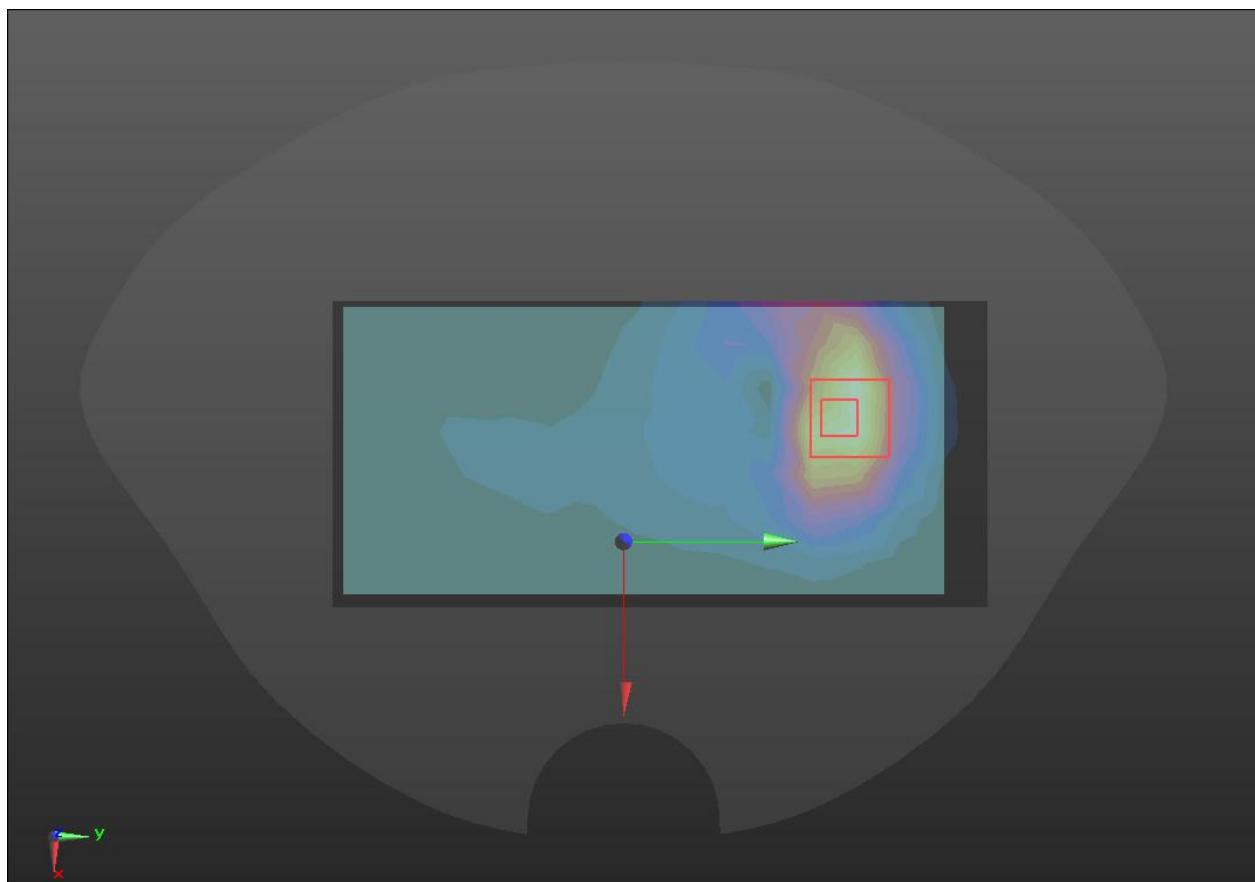
GSM850

Hotspot	Back
---------	------

Communication System: UID 0, Generic GSM (0); Frequency: 836.6 MHz; Duty Cycle: 2:8  
 Medium parameters used (interpolated):  $f = 836.6$  MHz;  $\sigma = 0.905$  S/m;  $\epsilon_r = 41.528$ ;  $\rho = 1000$  kg/m<sup>3</sup>  
 Phantom section: Flat Section

DASY5 Configuration:

- Probe: ES3DV3 - SN3127; ConvF(6.2, 6.2, 6.2); Calibrated: 2022/9/23;
  - Sensor-Surface: 3mm (Mechanical Surface Detection)
  - Electronics: DAE4 Sn546; Calibrated: 2022/9/15
  - Phantom: Twin-SAM 1660; Type: QD 000 P40 CD; Serial: 1660
  - Measurement SW: DASY52, Version 52.8 (8); SEMCAD X Version 14.6.10 (7373)
- BACK/GSM850/Area Scan (8x16x1):** Measurement grid: dx=12mm, dy=12mm  
 Maximum value of SAR (measured) = 0.0339 W/kg
- BACK/GSM850/Zoom Scan (5x5x7)/Cube 0:** Measurement grid: dx=8mm, dy=8mm, dz=5mm  
 Reference Value = 2.206 V/m; Power Drift = -0.05 dB  
 Peak SAR (extrapolated) = 0.0580 W/kg  
**SAR(1 g) = 0.041 W/kg; SAR(10 g) = 0.019 W/kg**  
 Maximum value of SAR (measured) = 0.0392 W/kg





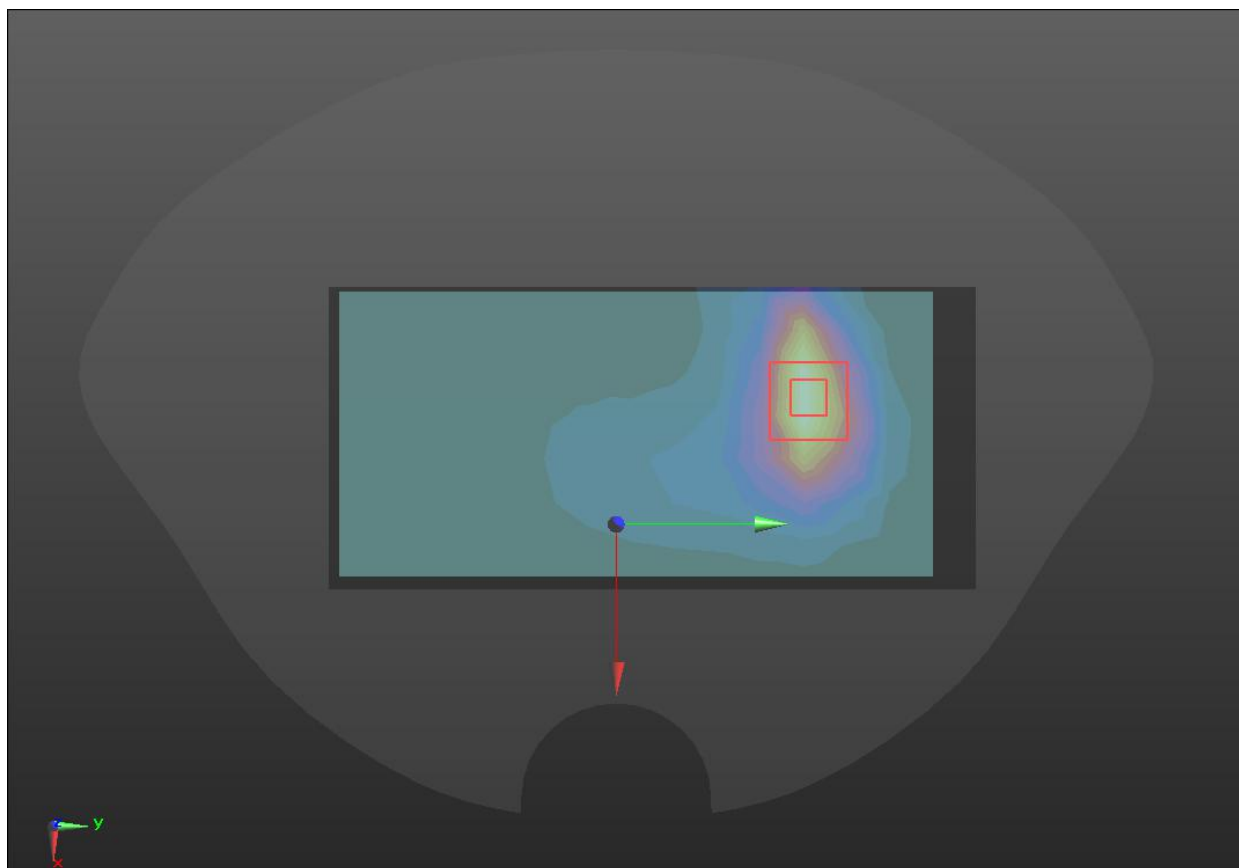
GSM1900

Hotspot	Back
---------	------

Communication System: UID 0, Generic GSM (0); Frequency: 1880 MHz; Duty Cycle: 3:8  
 Medium parameters used (interpolated):  $f = 1880$  MHz;  $\sigma = 1.4$  S/m;  $\epsilon_r = 40$ ;  $\rho = 1000$  kg/m<sup>3</sup>  
 Phantom section: Flat Section

DASY5 Configuration:

- Probe: ES3DV3 - SN3127; ConvF(5.07, 5.07, 5.07); Calibrated: 2022/9/23;
  - Sensor-Surface: 3mm (Mechanical Surface Detection)
  - Electronics: DAE4 Sn546; Calibrated: 2022/9/15
  - Phantom: Twin-SAM 1660; Type: QD 000 P40 CD; Serial: 1660
  - Measurement SW: DASY52, Version 52.8 (8); SEMCAD X Version 14.6.10 (7373)
- BACK/GSM1900/Area Scan (8x16x1):** Measurement grid: dx=12mm, dy=12mm  
 Maximum value of SAR (measured) = 0.307 W/kg
- BACK/GSM1900/Zoom Scan (5x5x7)/Cube 0:** Measurement grid: dx=8mm, dy=8mm, dz=5mm  
 Reference Value = 4.857 V/m; Power Drift = 0.01 dB  
 Peak SAR (extrapolated) = 0.449 W/kg  
**SAR(1 g) = 0.259 W/kg; SAR(10 g) = 0.141 W/kg**  
 Maximum value of SAR (measured) = 0.324 W/kg



WCDMA Band II

Hotspot	Back
---------	------

Communication System: UID 0, WCDMA BAND2 (0); Frequency: 1880 MHz; Duty Cycle: 1:1  
 Medium parameters used (interpolated):  $f = 1880$  MHz;  $\sigma = 1.4$  S/m;  $\epsilon_r = 40$ ;  $\rho = 1000$  kg/m<sup>3</sup>  
 Phantom section: Flat Section

DASY5 Configuration:

- Probe: ES3DV3 - SN3127; ConvF(5.07, 5.07, 5.07); Calibrated: 2022/9/23;
- Sensor-Surface: 3mm (Mechanical Surface Detection)
- Electronics: DAE4 Sn546; Calibrated: 2022/9/15
- Phantom: Twin-SAM 1660; Type: QD 000 P40 CD; Serial: 1660
- Measurement SW: DASY52, Version 52.8 (8); SEMCAD X Version 14.6.10 (7373)

**BACK/W2/Area Scan (8x16x1):** Measurement grid: dx=12mm, dy=12mm  
 Maximum value of SAR (measured) = 0.520 W/kg

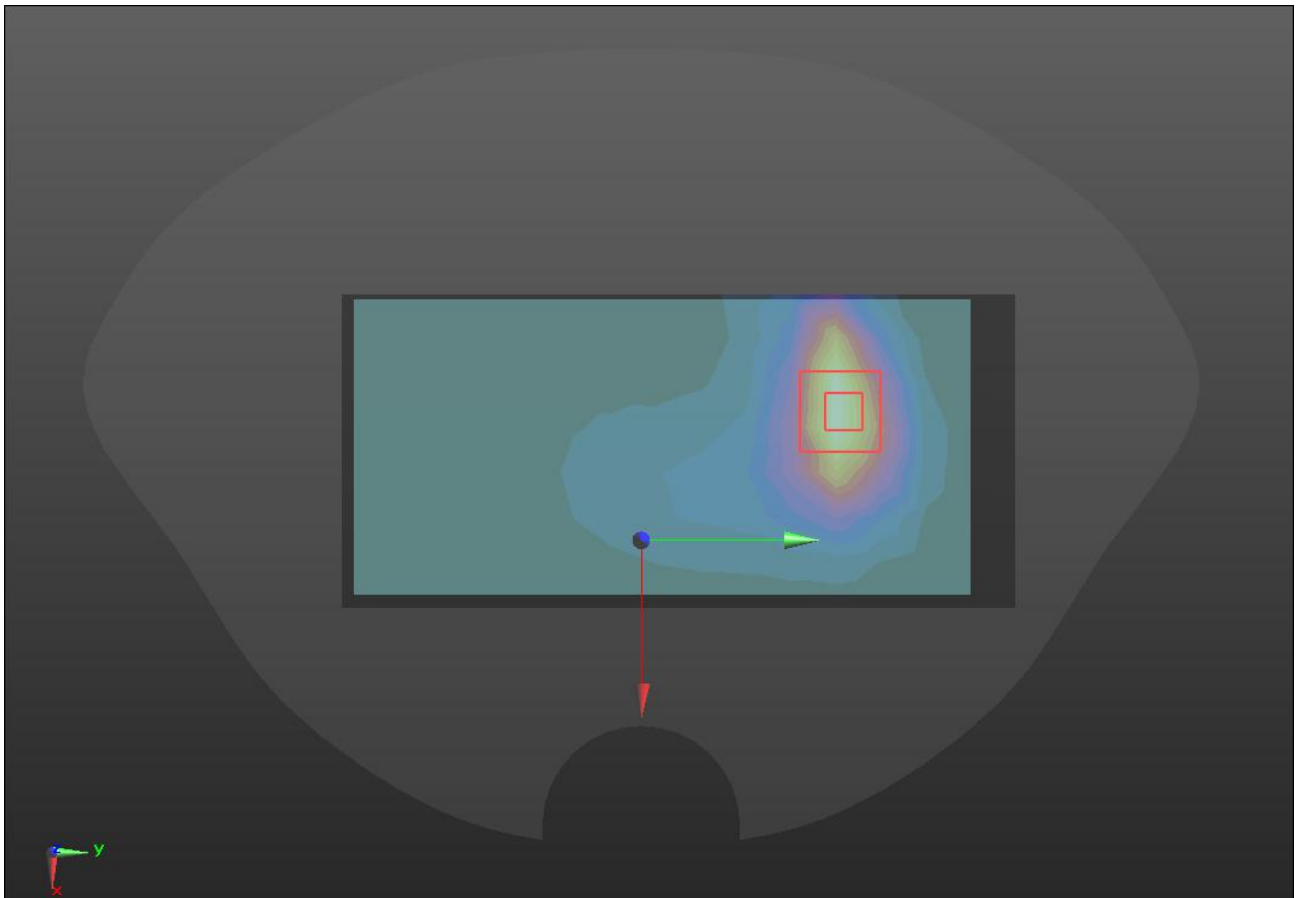
**BACK/W2/Zoom Scan (5x5x7)/Cube 0:** Measurement grid: dx=8mm, dy=8mm, dz=5mm

Reference Value = 6.469 V/m; Power Drift = -0.06 dB

Peak SAR (extrapolated) = 0.750 W/kg

**SAR(1 g) = 0.485W/kg; SAR(10 g) = 0.243 W/kg**

Maximum value of SAR (measured) = 0.548 W/kg



WCDMA Band IV

Hotspot	Bottom
---------	--------

Communication System: UID 0, WCDMA BAND4 (0); Frequency: 1732.6 MHz; Duty Cycle: 1:1  
 Medium parameters used (interpolated):  $f = 1732.6$  MHz;  $\sigma = 1.376$  S/m;  $\epsilon_r = 40.07$ ;  $\rho = 1000$  kg/m<sup>3</sup>  
 Phantom section: Flat Section

DASY5 Configuration:

- Probe: ES3DV3 - SN3127; ConvF(5.07, 5.07, 5.07); Calibrated: 2022/9/23;
- Sensor-Surface: 3mm (Mechanical Surface Detection)
- Electronics: DAE4 Sn546; Calibrated: 2022/9/15
- Phantom: Twin-SAM 1660; Type: QD 000 P40 CD; Serial: 1660
- Measurement SW: DASY52, Version 52.8 (8); SEMCAD X Version 14.6.10 (7373)

**BOTTOM/W4/Area Scan (8x16x1):** Measurement grid: dx=12mm, dy=12mm  
 Maximum value of SAR (measured) = 0.649 W/kg

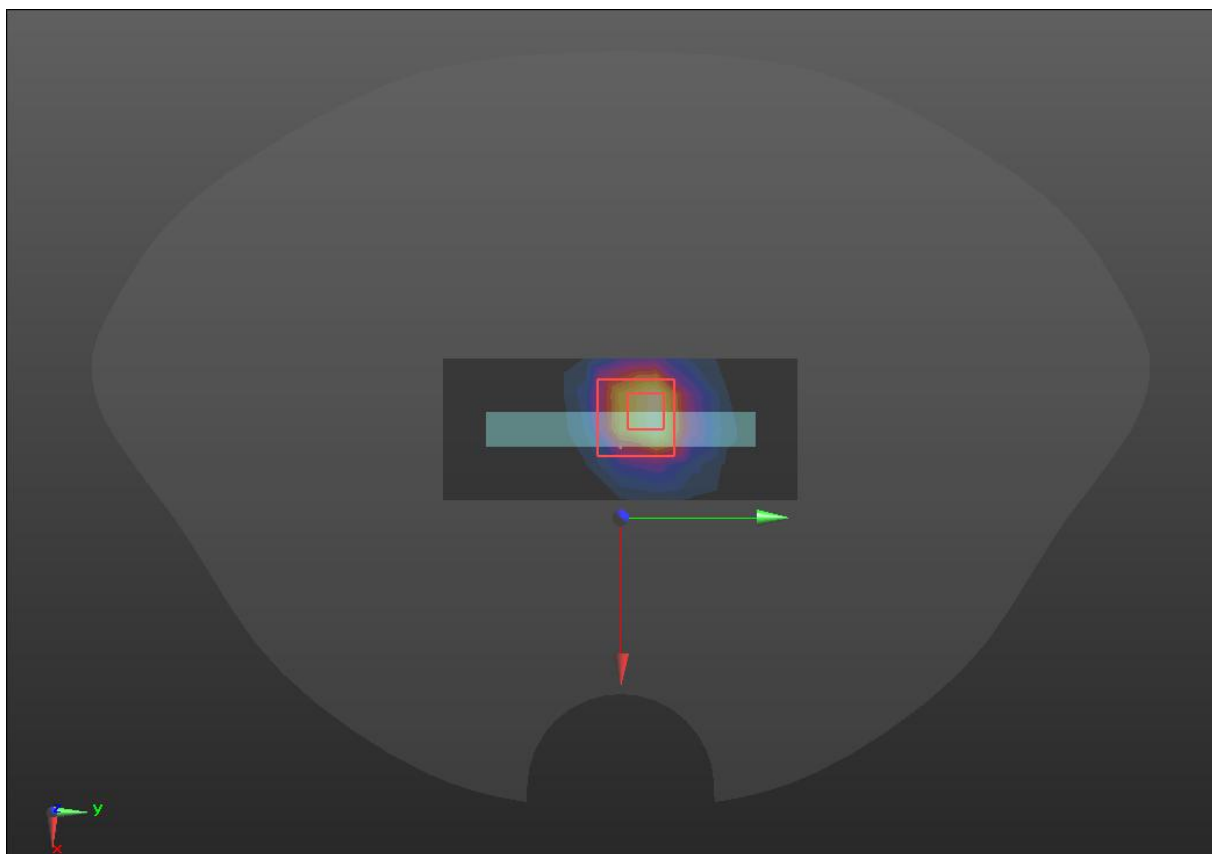
**BOTTOM/W4/Zoom Scan (5x5x7)/Cube 0:** Measurement grid: dx=8mm, dy=8mm, dz=5mm

Reference Value = 8.418 V/m; Power Drift = 0.09 dB

Peak SAR (extrapolated) = 0.890 W/kg

**SAR(1 g) = 0.588 W/kg; SAR(10 g) = 0.307 W/kg**

Maximum value of SAR (measured) = 0.673 W/kg



WCDMA Band V

Hotspot	Front
---------	-------

Communication System: UID 0, WCDMA BAND 5 (0); Frequency: 836.6 MHz; Duty Cycle: 1:1  
 Medium parameters used (interpolated):  $f = 836.6$  MHz;  $\sigma = 0.905$  S/m;  $\epsilon_r = 41.528$ ;  $\rho = 1000$  kg/m<sup>3</sup>  
 Phantom section: Flat Section

DASY5 Configuration:

- Probe: ES3DV3 - SN3127; ConvF(6.2, 6.2, 6.2); Calibrated: 2022/9/23;
- Sensor-Surface: 3mm (Mechanical Surface Detection)
- Electronics: DAE4 Sn546; Calibrated: 2022/9/15
- Phantom: Twin-SAM 1660; Type: QD 000 P40 CD; Serial: 1660
- Measurement SW: DASY52, Version 52.8 (8); SEMCAD X Version 14.6.10 (7373)

**Front/W5/Area Scan (8x16x1):** Measurement grid: dx=12mm, dy=12mm  
 Maximum value of SAR (measured) = 0.0299 W/kg

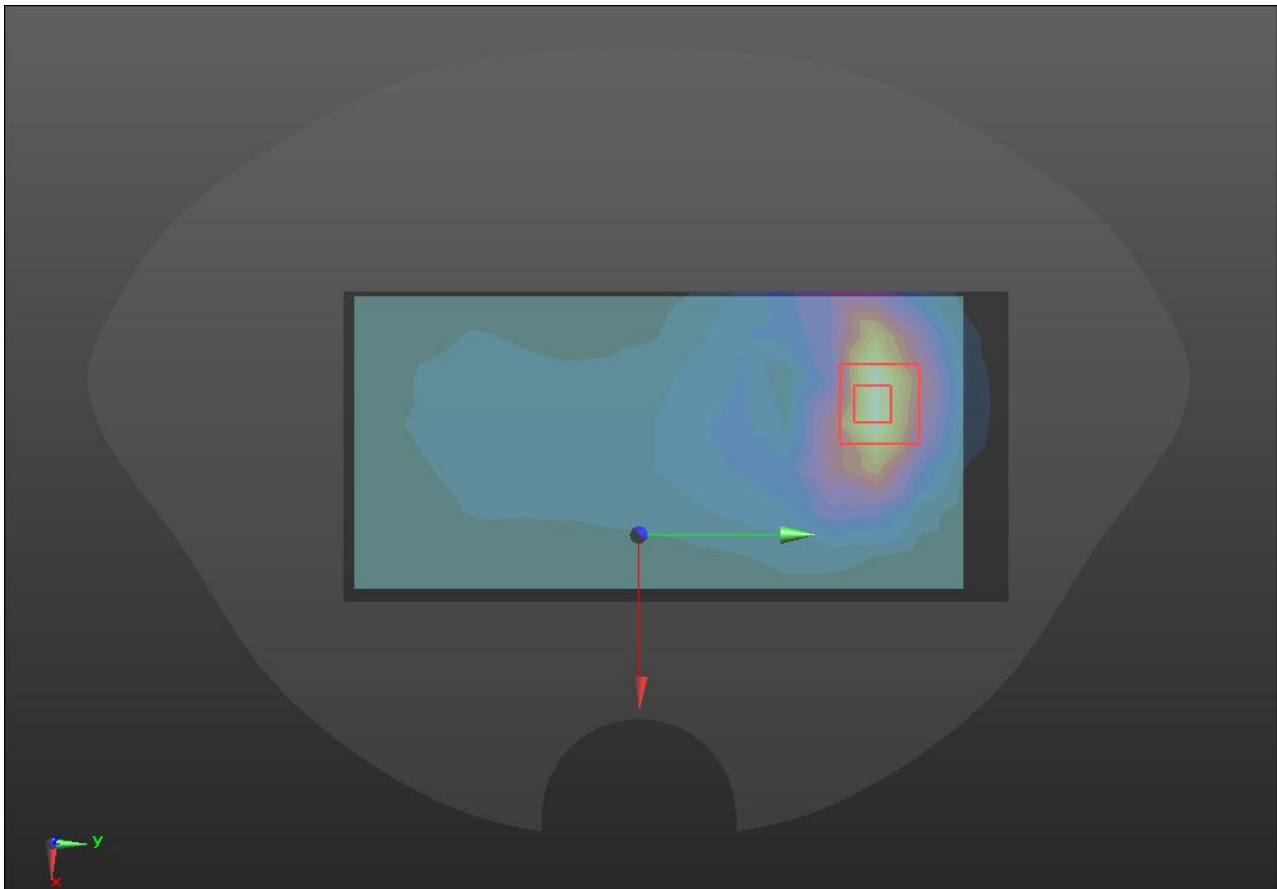
**Front /W5/Zoom Scan (5x5x7)/Cube 0:** Measurement grid: dx=8mm, dy=8mm, dz=5mm

Reference Value = 2.207 V/m; Power Drift = 0.17 dB

Peak SAR (extrapolated) = 0.0460 W/kg

**SAR(1 g) = 0.030 W/kg; SAR(10 g) = 0.014 W/kg**

Maximum value of SAR (measured) = 0.0300 W/kg



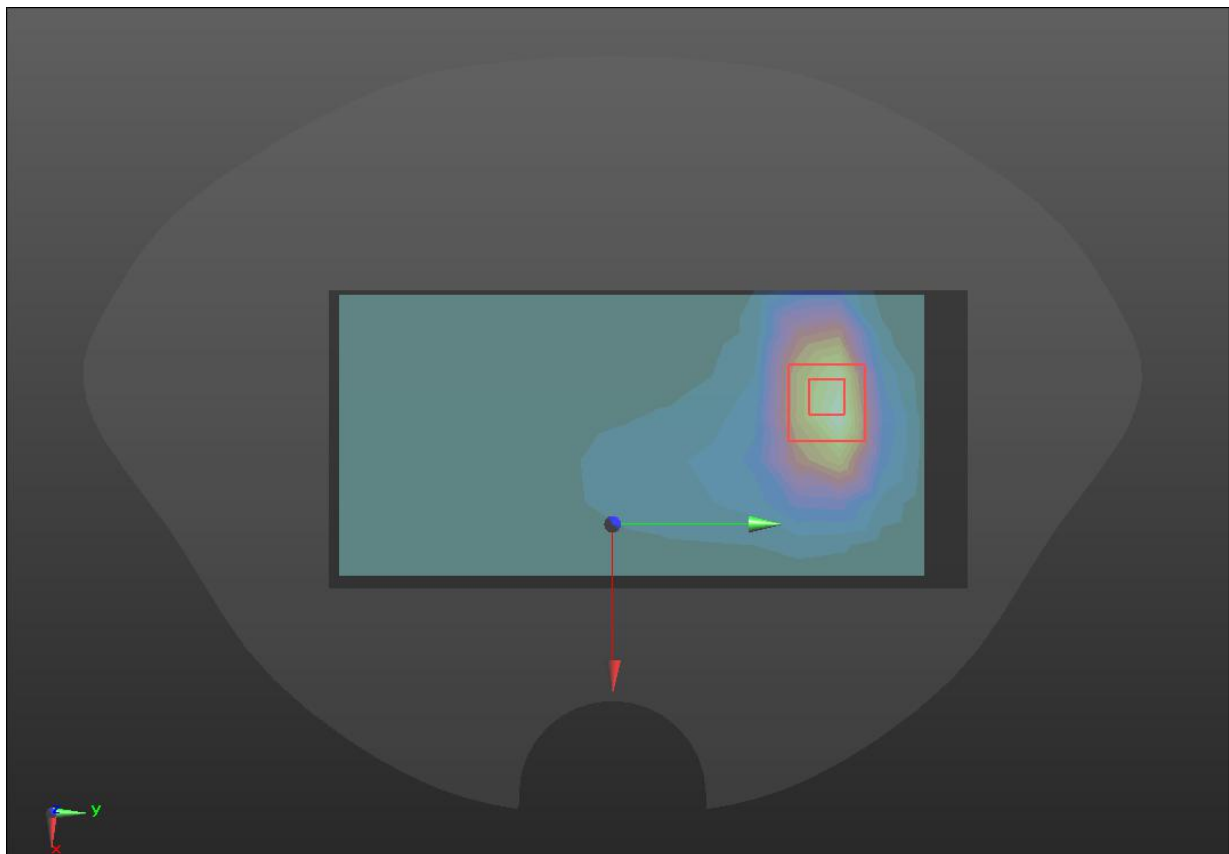
LTE Band 2

Hotspot	Back
---------	------

Communication System: UID 0, LTE band 02 (0); Frequency: 1880 MHz; Duty Cycle: 1:1  
 Medium parameters used (interpolated):  $f = 1880$  MHz;  $\sigma = 1.4$  S/m;  $\epsilon_r = 40$ ;  $\rho = 1000$  kg/m<sup>3</sup>  
 Phantom section: Flat Section

DASY5 Configuration:

- Probe: ES3DV3 - SN3127; ConvF(5.07, 5.07, 5.07); Calibrated: 2022/9/23;
  - Sensor-Surface: 3mm (Mechanical Surface Detection)
  - Electronics: DAE4 Sn546; Calibrated: 2022/9/15
  - Phantom: Twin-SAM 1660; Type: QD 000 P40 CD; Serial: 1660
  - Measurement SW: DASY52, Version 52.8 (8); SEMCAD X Version 14.6.10 (7373)
- BACK/LTE B2/Area Scan (8x16x1):** Measurement grid: dx=12mm, dy=12mm  
 Maximum value of SAR (measured) = 0.692 W/kg
- BACK/LTE B2/Zoom Scan (5x5x7)/Cube 0:** Measurement grid: dx=8mm, dy=8mm, dz=5mm  
 Reference Value = 6.403 V/m; Power Drift = -0.18 dB  
 Peak SAR (extrapolated) = 1.07 W/kg  
**SAR(1 g) = 0.617 W/kg; SAR(10 g) = 0.336 W/kg**  
 Maximum value of SAR (measured) = 0.775 W/kg



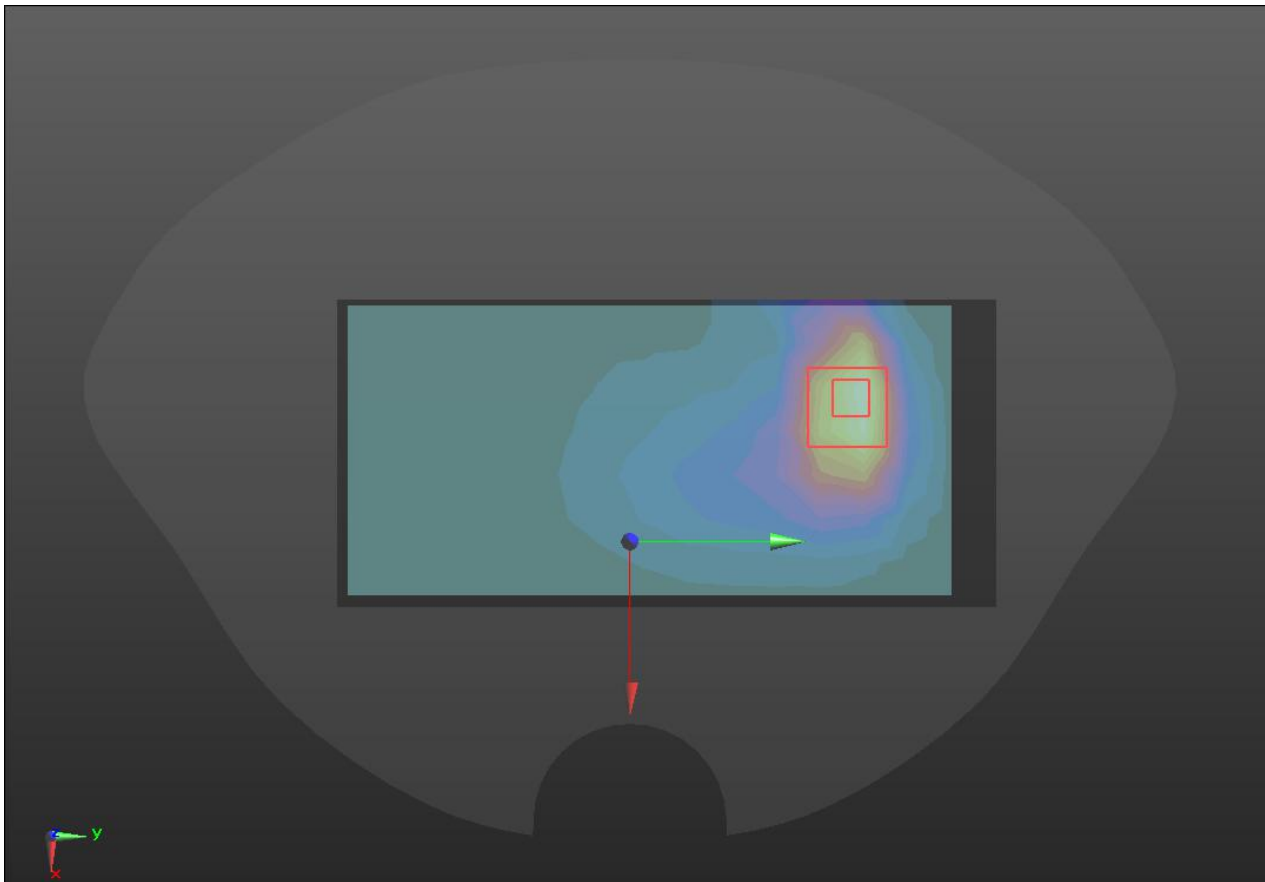
LTE Band 4

Hotspot	Back
---------	------

Communication System: UID 0, LTE band 4 (0); Frequency: 1732.5 MHz; Duty Cycle: 1:1  
 Medium parameters used (interpolated):  $f = 1732.5$  MHz;  $\sigma = 1.375$  S/m;  $\epsilon_r = 40.07$ ;  $\rho = 1000$  kg/m<sup>3</sup>  
 Phantom section: Flat Section

DASY5 Configuration:

- Probe: ES3DV3 - SN3127; ConvF(5.07, 5.07, 5.07); Calibrated: 2022/9/23;
  - Sensor-Surface: 3mm (Mechanical Surface Detection)
  - Electronics: DAE4 Sn546; Calibrated: 2022/9/15
  - Phantom: Twin-SAM 1660; Type: QD 000 P40 CD; Serial: 1660
  - Measurement SW: DASY52, Version 52.8 (8); SEMCAD X Version 14.6.10 (7373)
- BACK/LTE B4/Area Scan (8x16x1):** Measurement grid: dx=12mm, dy=12mm  
 Maximum value of SAR (measured) = 0.694 W/kg
- BACK/LTE B4/Zoom Scan (5x5x7)/Cube 0:** Measurement grid: dx=8mm, dy=8mm, dz=5mm  
 Reference Value = 8.597 V/m; Power Drift = -0.04 dB  
 Peak SAR (extrapolated) = 1.10 W/kg  
**SAR(1 g) = 0.702 W/kg; SAR(10 g) = 0.369 W/kg**  
 Maximum value of SAR (measured) = 0.830 W/kg



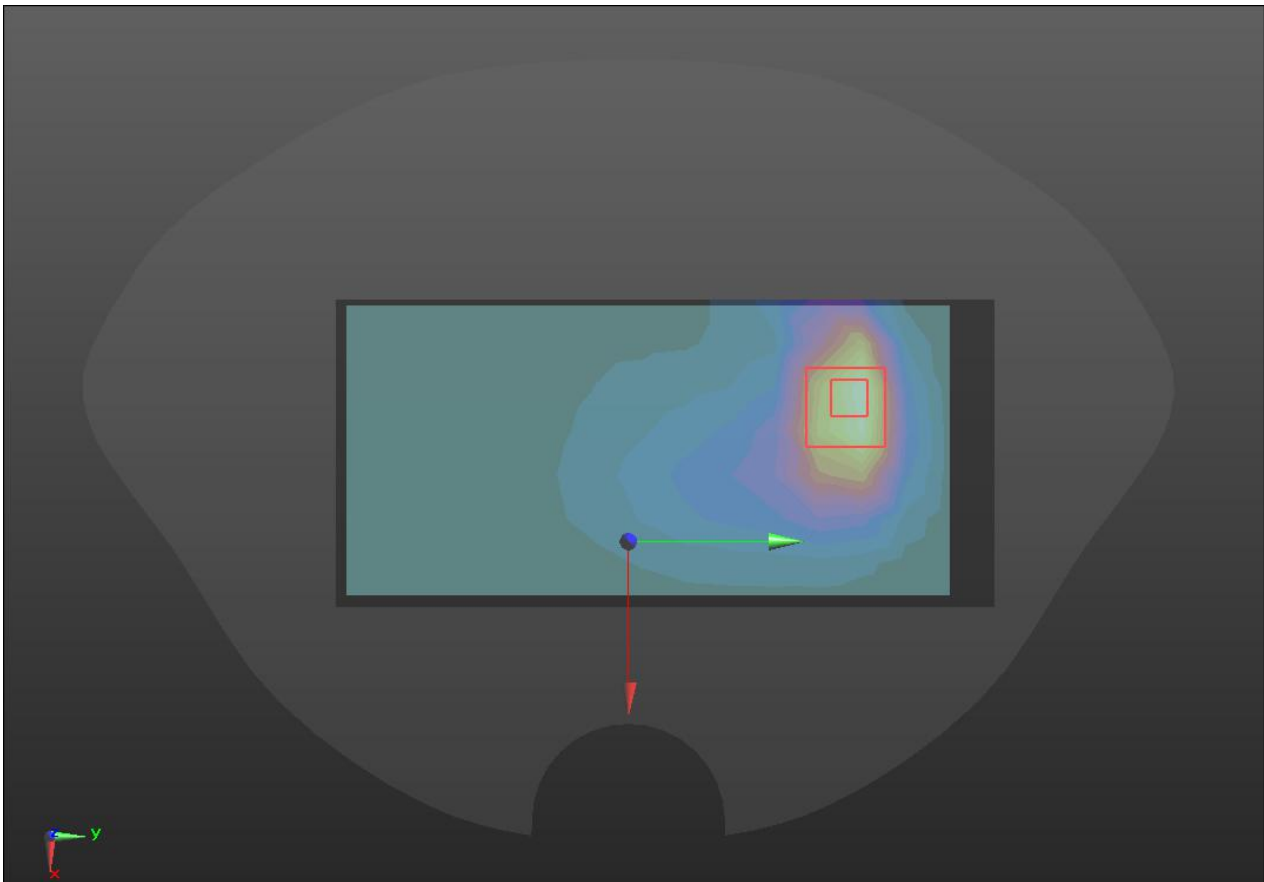
LTE Band 4(secondary battery supply)

Hotspot	Back
---------	------

Communication System: UID 0, LTE band 4 (0); Frequency: 1732.5 MHz; Duty Cycle: 1:1  
 Medium parameters used (interpolated):  $f = 1732.5$  MHz;  $\sigma = 1.375$  S/m;  $\epsilon_r = 40.07$ ;  $\rho = 1000$  kg/m<sup>3</sup>  
 Phantom section: Flat Section

DASY5 Configuration:

- Probe: ES3DV3 - SN3127; ConvF(5.07, 5.07, 5.07); Calibrated: 2022/9/23;
  - Sensor-Surface: 3mm (Mechanical Surface Detection)
  - Electronics: DAE4 Sn546; Calibrated: 2022/9/15
  - Phantom: Twin-SAM 1660; Type: QD 000 P40 CD; Serial: 1660
  - Measurement SW: DASY52, Version 52.8 (8); SEMCAD X Version 14.6.10 (7373)
- BACK/LTE B4/Area Scan (8x16x1):** Measurement grid: dx=12mm, dy=12mm  
 Maximum value of SAR (measured) = 0.587 W/kg
- BACK/LTE B4/Zoom Scan (5x5x7)/Cube 0:** Measurement grid: dx=8mm, dy=8mm, dz=5mm  
 Reference Value = 7.97 V/m; Power Drift = -0.06 dB  
 Peak SAR (extrapolated) = 0.96 W/kg  
**SAR(1 g) = 0.70 W/kg; SAR(10 g) = 0.363 W/kg**  
 Maximum value of SAR (measured) = 0.650 W/kg



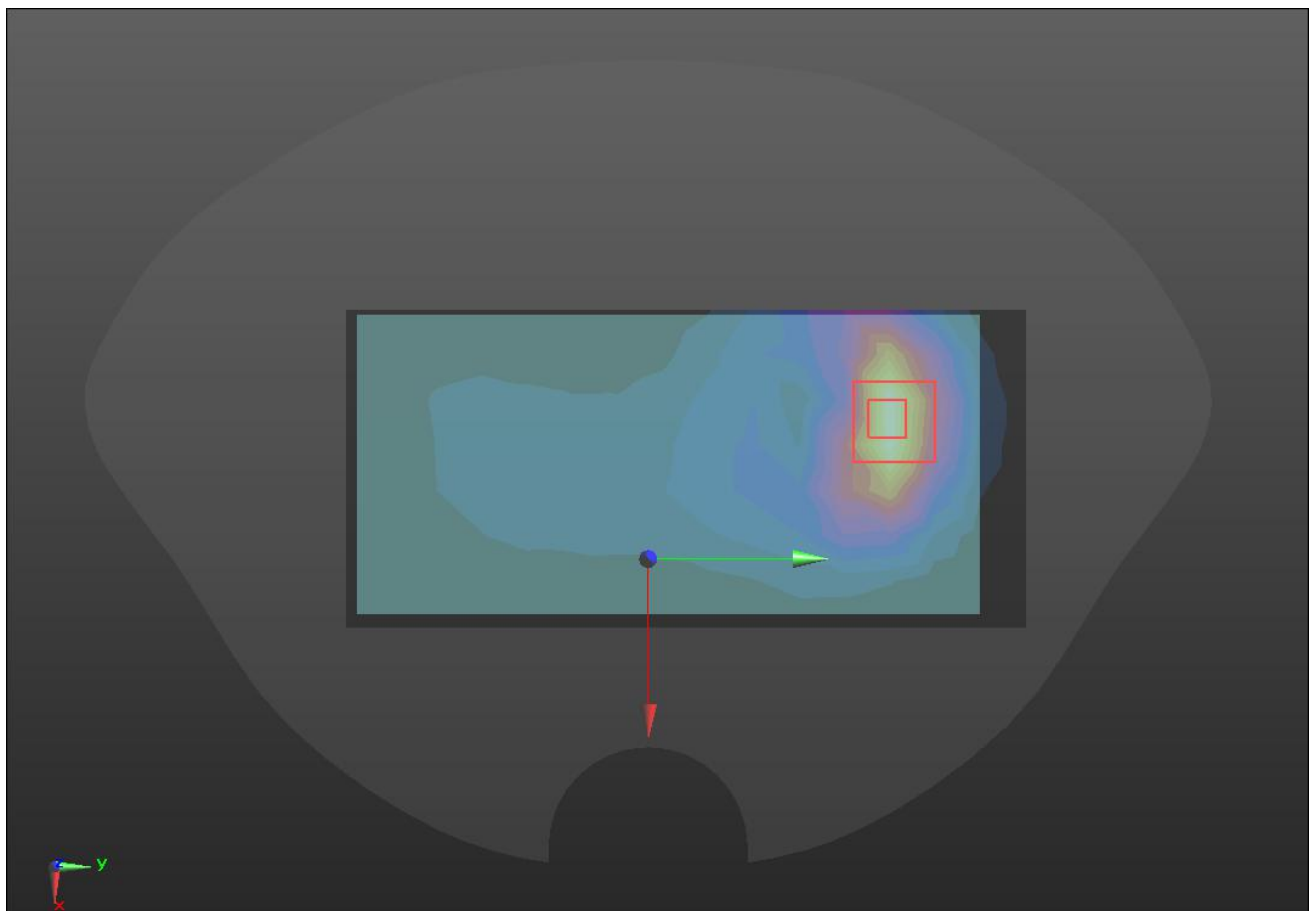
LTE Band 5

Hotspot	Back
---------	------

Communication System: UID 0, LTE Band 5 (0); Frequency: 836.5 MHz; Duty Cycle: 1:1  
 Medium parameters used (interpolated):  $f = 836.5$  MHz;  $\sigma = 0.905$  S/m;  $\epsilon_r = 41.528$ ;  $\rho = 1000$  kg/m<sup>3</sup>  
 Phantom section: Flat Section

DASY5 Configuration:

- Probe: ES3DV3 - SN3127; ConvF(6.2, 6.2, 6.2); Calibrated: 2022/9/23;
  - Sensor-Surface: 3mm (Mechanical Surface Detection)
  - Electronics: DAE4 Sn546; Calibrated: 2022/9/15
  - Phantom: Twin-SAM 1660; Type: QD 000 P40 CD; Serial: 1660
  - Measurement SW: DASY52, Version 52.8 (8); SEMCAD X Version 14.6.10 (7373)
- BACK/LTE B5/Area Scan (8x16x1):** Measurement grid: dx=12mm, dy=12mm  
 Maximum value of SAR (measured) = 0.0347 W/kg
- BACK/LTE B5/Zoom Scan (5x5x7)/Cube 0:** Measurement grid: dx=8mm, dy=8mm, dz=5mm  
 Reference Value = 2.341 V/m; Power Drift = 0.06 dB  
 Peak SAR (extrapolated) = 0.0520 W/kg  
**SAR(1 g) = 0.029 W/kg; SAR(10 g) = 0.016 W/kg**





LTE Band 7

Hotspot	Back
---------	------

Communication System: UID 0, LTE Band 7 (0); Frequency: 2535 MHz; Duty Cycle: 1:1  
 Medium parameters used (interpolated):  $f = 2535$  MHz;  $\sigma = 1.888$  S/m;  $\epsilon_r = 39.084$ ;  $\rho = 1000$  kg/m<sup>3</sup>  
 Phantom section: Flat Section

DASY5 Configuration:

- Probe: EX3DV4 - SN3708; ConvF((4.41, 4.41, 4.41); Calibrated: 2022/9/23;
- Sensor-Surface: 3mm (Mechanical Surface Detection)
- Electronics: DAE4 Sn720; Calibrated: 2022/9/15
- Phantom: Twin-SAM 1660; Type: QD 000 P40 CD; Serial: 1660
- Measurement SW: DASY52, Version 52.8 (8); SEMCAD X Version 14.6.10 (7373)

**BACK/LTE B7/Area Scan (8x16x1):** Measurement grid: dx=12mm, dy=12mm  
 Maximum value of SAR (measured) = 1.64 W/kg

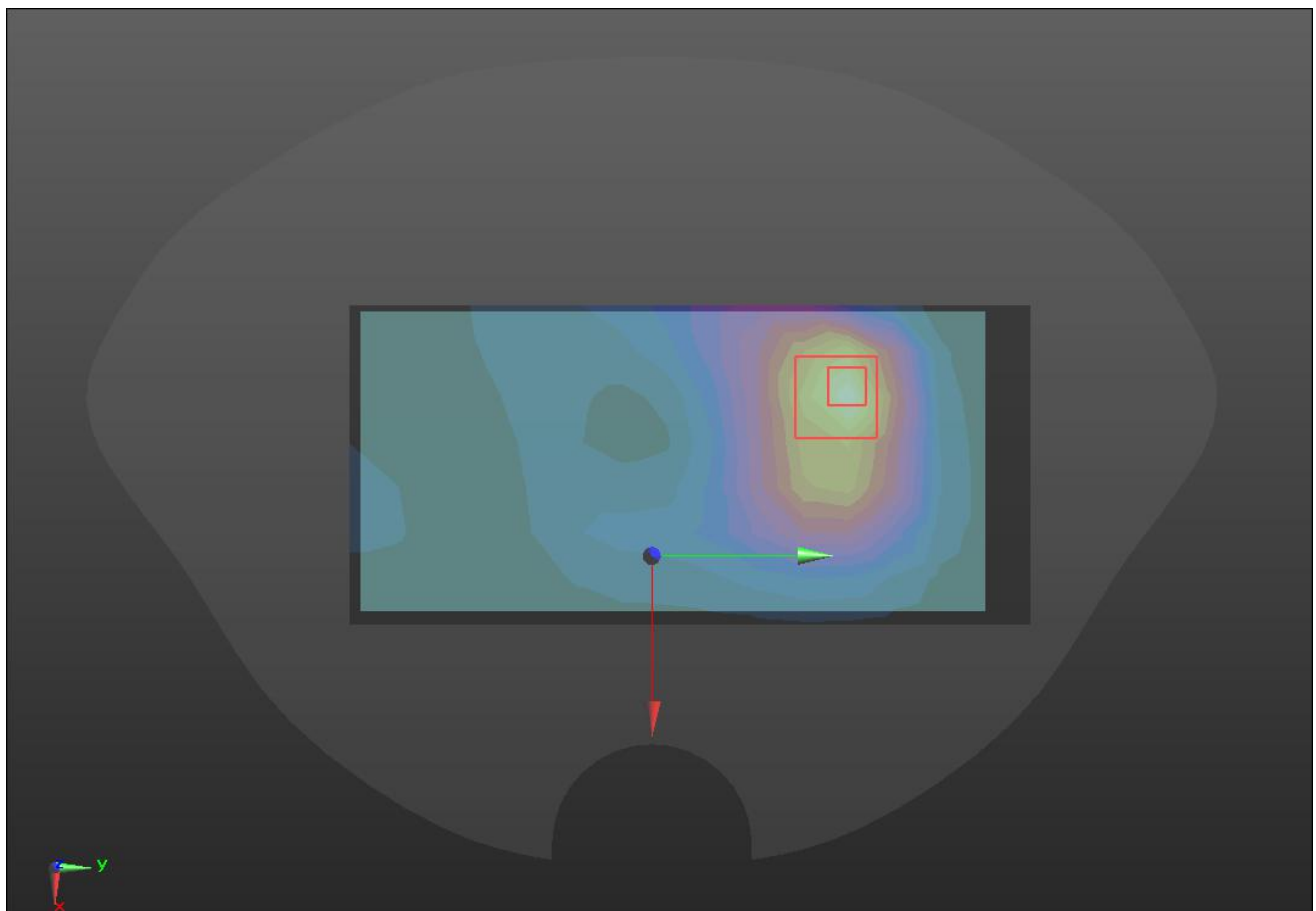
**BACK/LTE B7/Zoom Scan (5x5x7)/Cube 0:** Measurement grid: dx=8mm, dy=8mm, dz=5mm

Reference Value = 9.91 V/m; Power Drift = -0.15 dB

Peak SAR (extrapolated) = 2.20 W/kg

**SAR(1 g) = 0.439 W/kg; SAR(10 g) = 0.212 W/kg**

Maximum value of SAR (measured) = 1.71 W/kg



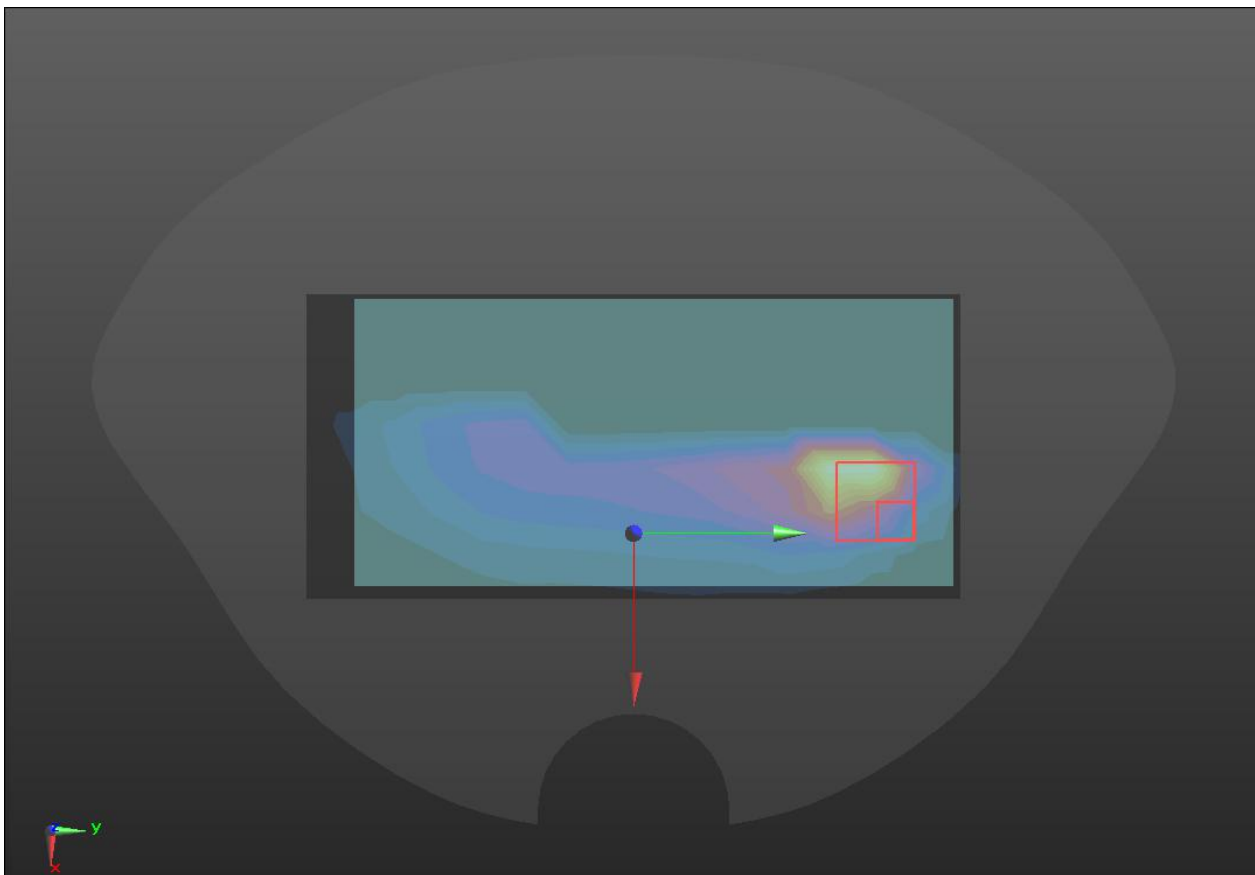
LTE Band 13

Hotspot	Back
---------	------

Communication System: UID 0, LTE band 13 (0); Frequency: 782 MHz; Duty Cycle: 1:1  
 Medium parameters used (interpolated):  $f = 782$  MHz;  $\sigma = 0.893$  S/m;  $\epsilon_r = 41.712$ ;  $\rho = 1000$  kg/m<sup>3</sup>  
 Phantom section: Flat Section

DASY5 Configuration:

- Probe: ES3DV3 - SN3127; ConvF(6.4, 6.4, 6.4); Calibrated: 2022/9/23;
  - Sensor-Surface: 3mm (Mechanical Surface Detection)
  - Electronics: DAE4 Sn546; Calibrated: 2022/9/15
  - Phantom: Twin-SAM 1660; Type: QD 000 P40 CD; Serial: 1660
  - Measurement SW: DASY52, Version 52.8 (8); SEMCAD X Version 14.6.10 (7373)
- BACK/LTE B13/Area Scan (8x16x1):** Measurement grid: dx=12mm, dy=12mm  
 Maximum value of SAR (measured) = 0.183 W/kg
- BACK/LTE B13/Zoom Scan (5x5x7)/Cube 0:** Measurement grid: dx=8mm, dy=8mm, dz=5mm  
 Reference Value = 2.724 V/m; Power Drift = -0.08 dB  
 Peak SAR (extrapolated) = 0.0963 W/kg  
**SAR(1 g) = 0.021 W/kg; SAR(10 g) = 0.013 W/kg**  
 Maximum value of SAR (measured) = 0.135 W/kg



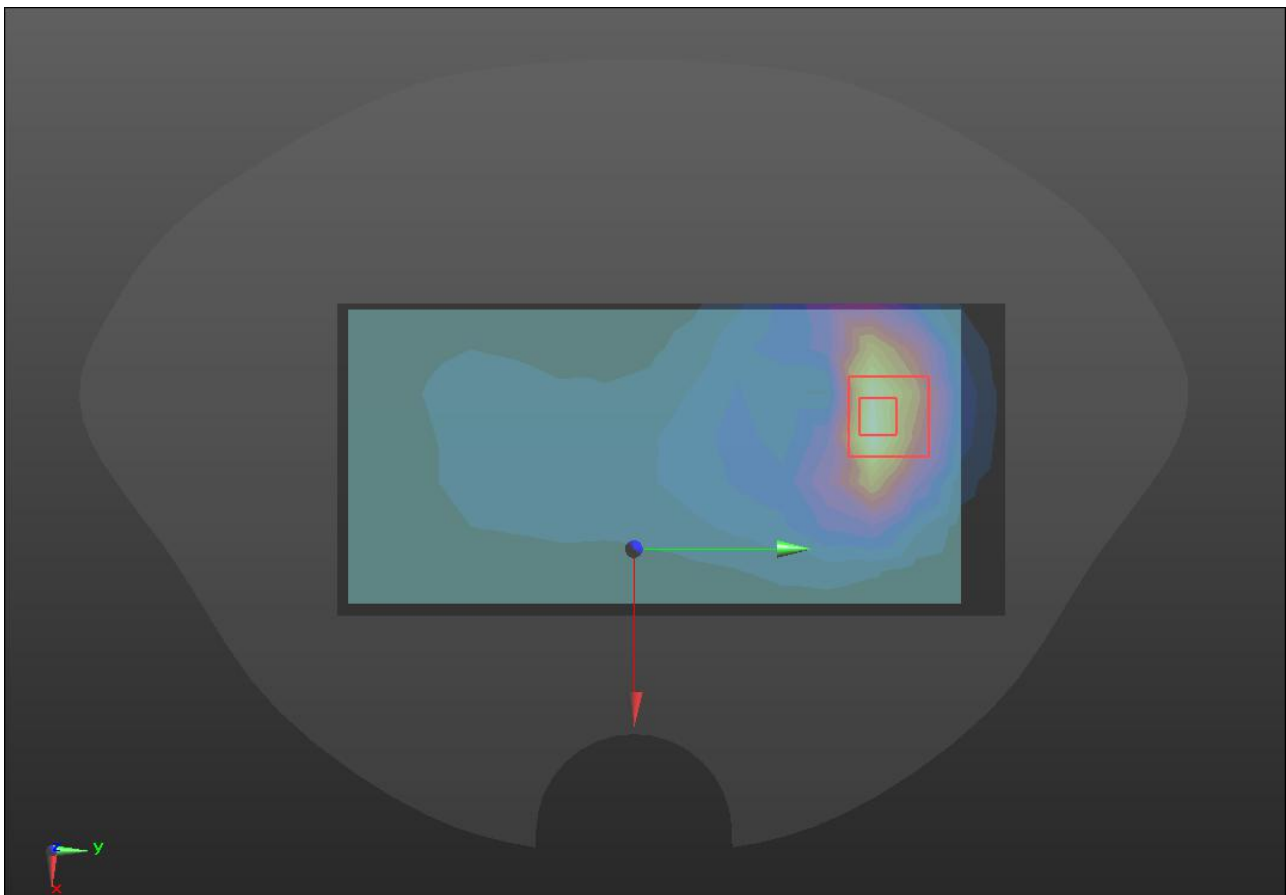
LTE Band 26

Hotspot	Back
---------	------

Communication System: UID 0, LTE Band 26 (0); Frequency: 831.5 MHz; Duty Cycle: 1:1  
 Medium parameters used (interpolated):  $f = 831.5$  MHz;  $\sigma = 0.904$  S/m;  $\epsilon_r = 41.539$ ;  $\rho = 1000$  kg/m<sup>3</sup>  
 Phantom section: Flat Section

DASY5 Configuration:

- Probe: ES3DV3 - SN3127; ConvF(6.2, 6.2, 6.2); Calibrated: 2022/9/23;
  - Sensor-Surface: 3mm (Mechanical Surface Detection)
  - Electronics: DAE4 Sn546; Calibrated: 2022/9/15
  - Phantom: Twin-SAM 1660; Type: QD 000 P40 CD; Serial: 1660
  - Measurement SW: DASY52, Version 52.8 (8); SEMCAD X Version 14.6.10 (7373)
- BACK/LTE B26/Area Scan (8x16x1):** Measurement grid: dx=12mm, dy=12mm  
 Maximum value of SAR (measured) = 0.0405 W/kg
- BACK/LTE B26/Zoom Scan (5x5x7)/Cube 0:** Measurement grid: dx=8mm, dy=8mm, dz=5mm  
 Reference Value = 2.484 V/m; Power Drift = 0.12 dB  
 Peak SAR (extrapolated) = 0.0630 W/kg  
**SAR(1 g) = 0.034 W/kg; SAR(10 g) = 0.019 W/kg**  
 Maximum value of SAR (measured) = 0.0407 W/kg



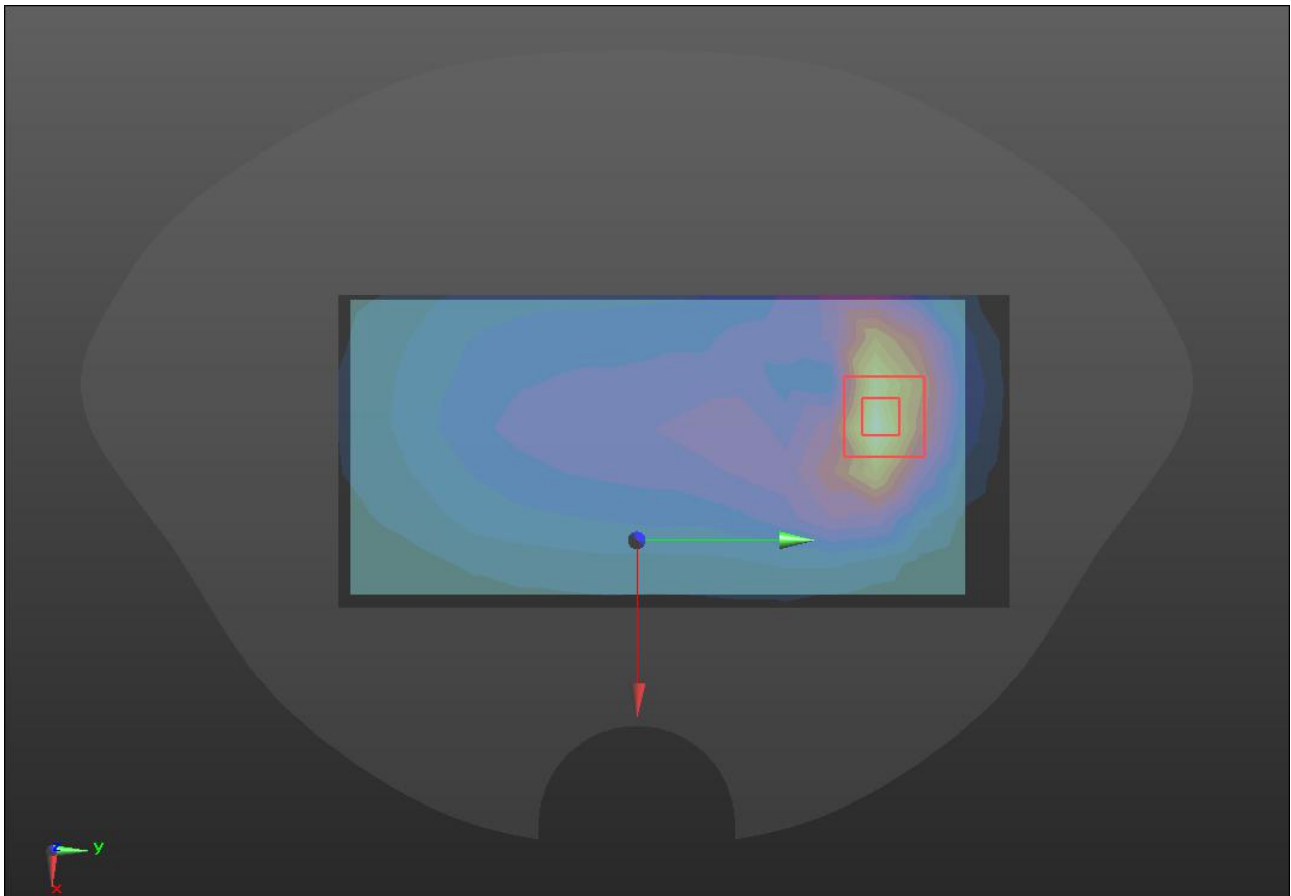
LTE Band 28

Hotspot	Back
---------	------

Communication System: UID 0, LTE band 28 (0); Frequency: 728 MHz; Duty Cycle: 1:1  
 Medium parameters used (interpolated):  $f = 728$  MHz;  $\sigma = 0.888$  S/m;  $\epsilon_r = 42.011$ ;  $\rho = 1000$  kg/m<sup>3</sup>  
 Phantom section: Flat Section

DASY5 Configuration:

- Probe: ES3DV3 - SN3127; ConvF(6.4, 6.4, 6.4); Calibrated: 2022/9/23;
  - Sensor-Surface: 3mm (Mechanical Surface Detection)
  - Electronics: DAE4 Sn546; Calibrated: 2022/9/15
  - Phantom: Twin-SAM 1660; Type: QD 000 P40 CD; Serial: 1660
  - Measurement SW: DASY52, Version 52.8 (8); SEMCAD X Version 14.6.10 (7373)
- BACK/LTE B28/Area Scan (8x16x1):** Measurement grid: dx=12mm, dy=12mm  
 Maximum value of SAR (measured) = 0.0302 W/kg
- BACK/LTE B28/Zoom Scan (5x5x7)/Cube 0:** Measurement grid: dx=8mm, dy=8mm, dz=5mm  
 Reference Value = 3.449 V/m; Power Drift = 0.03 dB  
 Peak SAR (extrapolated) = 0.0440 W/kg  
**SAR(1 g) = 0.024 W/kg; SAR(10 g) = 0.013 W/kg**  
 Maximum value of SAR (measured) = 0.0295 W/kg




LTE Band 38

Hotspot	Back
---------	------

Communication System: UID 0, LTE Band 38 (0); Frequency: 2595 MHz; Duty Cycle: 0.633:1  
 Medium parameters used (interpolated):  $f = 2595$  MHz;  $\sigma = 1.954$  S/m;  $\epsilon_r = 39.006$ ;  $\rho = 1000$  kg/m<sup>3</sup>  
 Phantom section: Flat Section

DASY5 Configuration:

- Probe: ES3DV3 - SN3127; ConvF(4.41, 4.41, 4.41); Calibrated: 2022/9/23;
  - Sensor-Surface: 3mm (Mechanical Surface Detection)
  - Electronics: DAE4 Sn546; Calibrated: 2022/9/15
  - Phantom: Twin-SAM 1660; Type: QD 000 P40 CD; Serial: 1660
  - Measurement SW: DASY52, Version 52.8 (8); SEMCAD X Version 14.6.10 (7373)
- BACK/LTE B38/Area Scan (8x16x1):** Measurement grid: dx=12mm, dy=12mm  
 Maximum value of SAR (measured) = 0.309 W/kg
- BACK/LTE B38/Zoom Scan (5x5x7)/Cube 0:** Measurement grid: dx=8mm, dy=8mm, dz=5mm  
 Reference Value = 4.430 V/m; Power Drift = 0.12 dB  
 Peak SAR (extrapolated) = 0.519 W/kg  
**SAR(1 g) = 0.324 W/kg; SAR(10 g) = 0.159 W/kg**  
 Maximum value of SAR (measured) = 0.323 W/kg



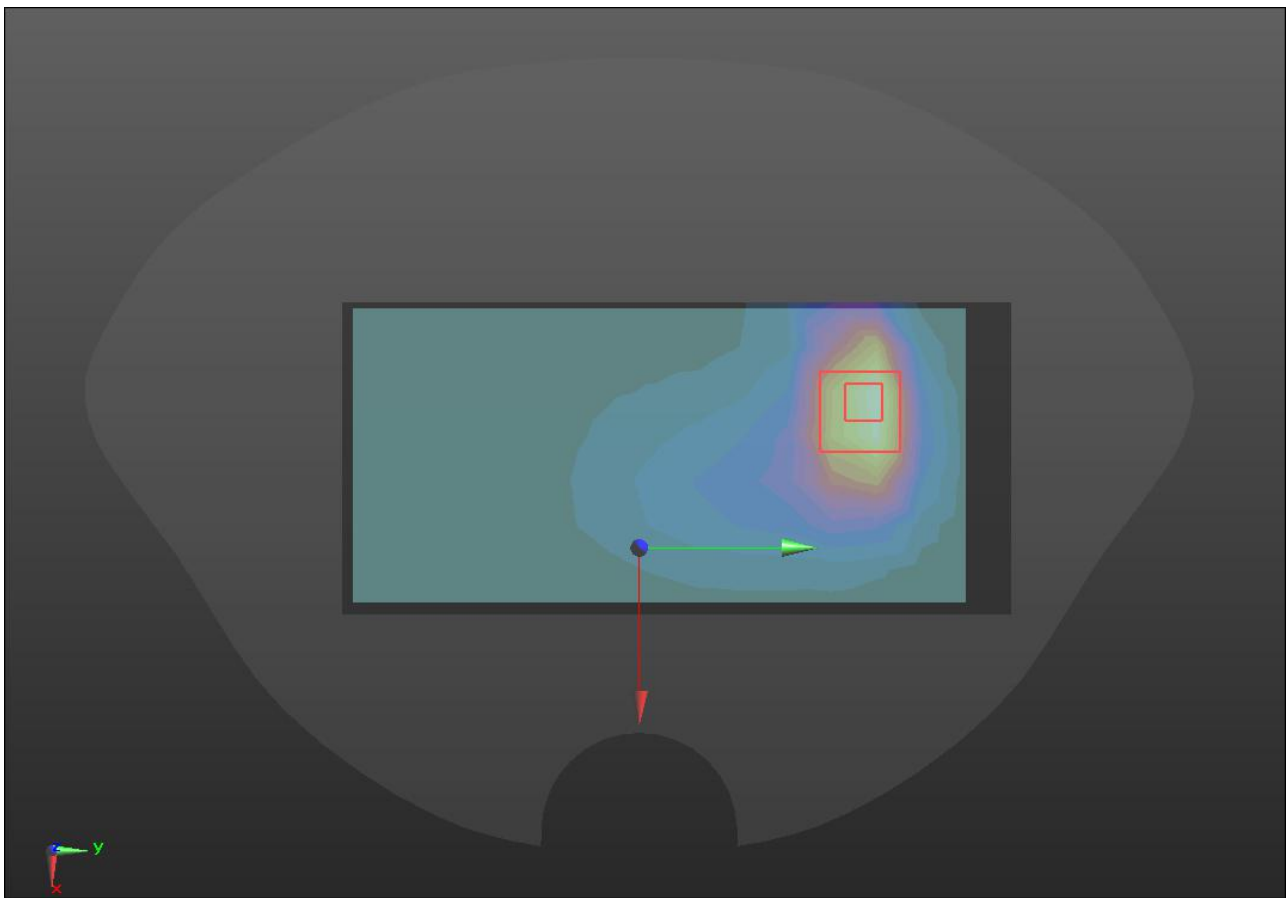
LTE Band 66

Hotspot	Back
---------	------

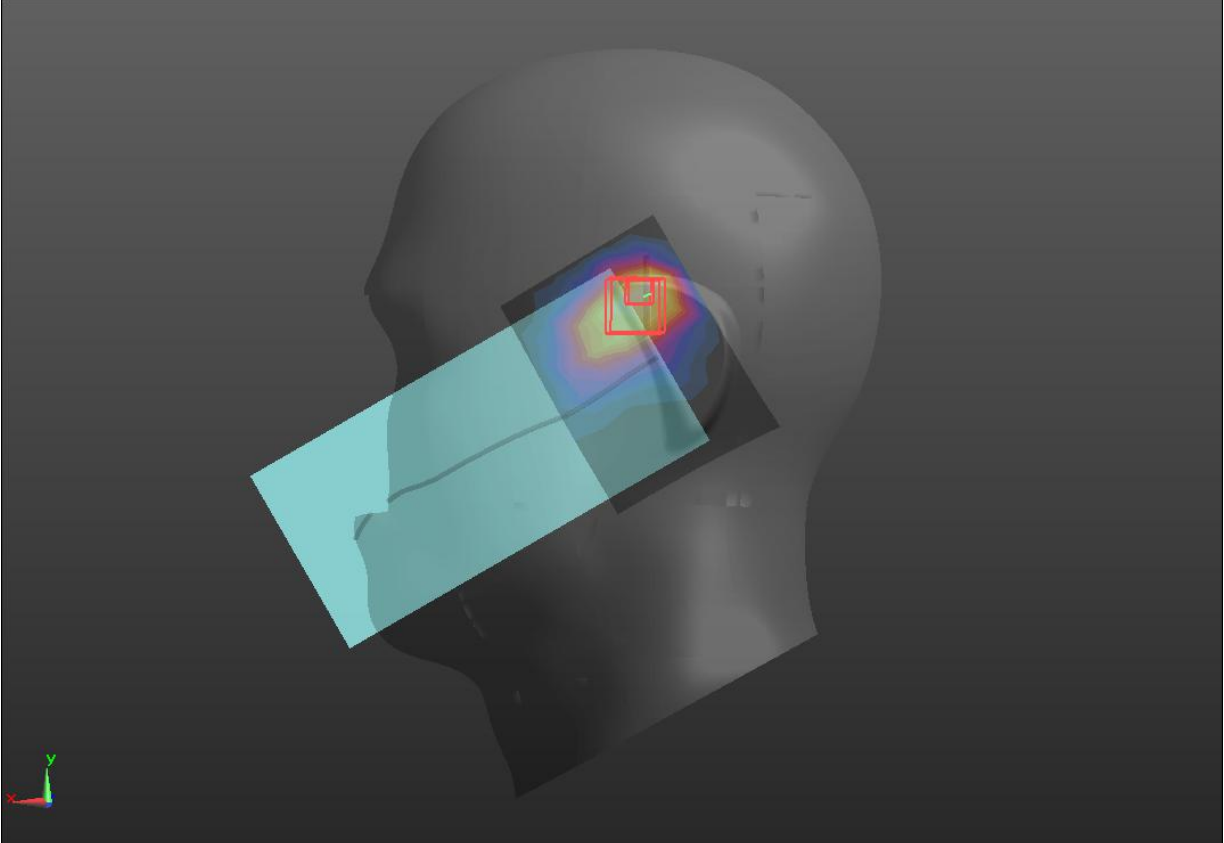
Communication System: UID 0, LTE band 66 (0); Frequency: 1745 MHz; Duty Cycle: 1:1  
 Medium parameters used (interpolated):  $f = 1745$  MHz;  $\sigma = 1.383$  S/m;  $\epsilon_r = 40.047$ ;  $\rho = 1000$  kg/m<sup>3</sup>  
 Phantom section: Flat Section

DASY5 Configuration:

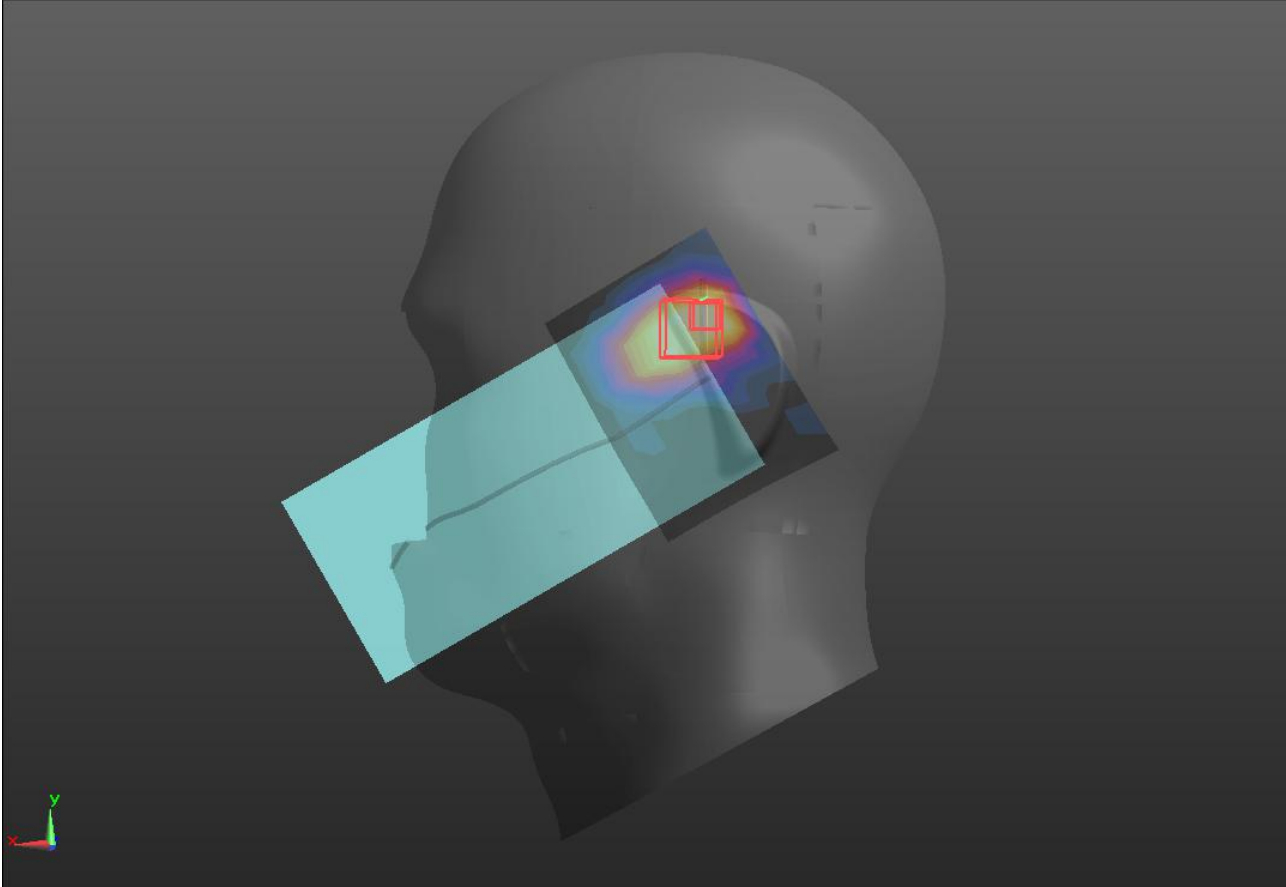
- Probe: ES3DV3 - SN3127; ConvF(5.07, 5.07, 5.07); Calibrated: 2022/9/23;
  - Sensor-Surface: 3mm (Mechanical Surface Detection)
  - Electronics: DAE4 Sn546; Calibrated: 2022/9/15
  - Phantom: Twin-SAM 1660; Type: QD 000 P40 CD; Serial: 1660
  - Measurement SW: DASY52, Version 52.8 (8); SEMCAD X Version 14.6.10 (7373)
- BACK/LTE B66/Area Scan (8x16x1):** Measurement grid: dx=12mm, dy=12mm  
 Maximum value of SAR (measured) = 0.708 W/kg
- BACK/LTE B66/Zoom Scan (5x5x7)/Cube 0:** Measurement grid: dx=8mm, dy=8mm, dz=5mm  
 Reference Value = 0 V/m; Power Drift = 0.04 dB  
 Peak SAR (extrapolated) = 1.09 W/kg  
**SAR(1 g) = 0.676 W/kg; SAR(10 g) = 0.368 W/kg**  
 Maximum value of SAR (measured) = 0.820 W/kg



WIFI2.4GHz

Head	Left cheek
<p>Communication System: UID 0, WIFI 2.4GHz (0); Frequency: 2437 MHz; Duty Cycle: 0.9978:1            Medium parameters used (interpolated): <math>f = 2437</math> MHz; <math>\sigma = 1.788</math> S/m; <math>\epsilon_r = 39.219</math>; <math>\rho = 1000</math> kg/m<sup>3</sup>            Phantom section: Left Section</p>	
<p>DASY5 Configuration:</p>	
<ul style="list-style-type: none"> <li>• Probe: ES3DV3 - SN3127; ConvF(4.58, 4.58, 4.58); Calibrated: 2022/9/23;</li> <li>• Sensor-Surface: 3mm (Mechanical Surface Detection)</li> <li>• Electronics: DAE4 Sn546; Calibrated: 2022/9/15</li> <li>• Phantom: Twin-SAM 1660; Type: QD 000 P40 CD; Serial: 1660</li> <li>• Measurement SW: DASY52, Version 52.8 (8); SEMCAD X Version 14.6.10 (7373)</li> </ul> <p><b>LC/WIFI2.4/Area Scan (7x9x1):</b> Measurement grid: dx=12mm, dy=12mm            Maximum value of SAR (measured) = 0.0243 W/kg</p> <p><b>LC/WIFI2.4/Zoom Scan (5x5x7)/Cube 0:</b> Measurement grid: dx=8mm, dy=8mm, dz=5mm            Reference Value = 2.306 V/m; Power Drift = 0.13 dB            Peak SAR (extrapolated) = 0.0440 W/kg  <b>SAR(1 g) = 0.042W/kg; SAR(10 g) = 0.021 W/kg</b>            Maximum value of SAR (measured) = 0.0274 W/kg</p>	
	

BT

Head	Left cheek
<p>Communication System: UID 0, BT (0); Frequency: 2441 MHz; Duty Cycle: 0.795:1            Medium parameters used (interpolated): <math>f = 2441</math> MHz; <math>\sigma = 1.792</math> S/m; <math>\epsilon_r = 39.213</math>; <math>\rho = 1000</math> kg/m<sup>3</sup>            Phantom section: Left Section</p>	
<p>DASY5 Configuration:</p> <ul style="list-style-type: none"> <li>• Probe: ES3DV3 - SN3127; ConvF(4.58, 4.58, 4.58); Calibrated: 2022/9/23;</li> <li>• Sensor-Surface: 3mm (Mechanical Surface Detection)</li> <li>• Electronics: DAE4 Sn546; Calibrated: 2022/9/15</li> <li>• Phantom: Twin-SAM 1660; Type: QD 000 P40 CD; Serial: 1660</li> <li>• Measurement SW: DASY52, Version 52.8 (8); SEMCAD X Version 14.6.10 (7373)</li> </ul> <p><b>LC/BT/Area Scan (7x9x1):</b> Measurement grid: dx=12mm, dy=12mm            Maximum value of SAR (measured) = 0.00357 W/kg</p> <p><b>LC/BT/Zoom Scan (5x5x7)/Cube 0:</b> Measurement grid: dx=8mm, dy=8mm, dz=5mm            Reference Value = 0.7960 V/m; Power Drift = 0.16 dB            Peak SAR (extrapolated) = 0.0110 W/kg  <b>SAR(1 g) = 0.014W/kg; SAR(10 g) = 0.006 W/kg</b>            Maximum value of SAR (measured) = 0.00480 W/kg</p>	
	

Note: All the modulated signal with different PAR (refers to RF WWAN report) already take into account, but not mentioned in this inherent log file template.