

Spurious Emissions at antenna terminal

Band	Carrier frequency (MHz)	Channel	BW	RB Size	RB Offset	Conducted Spurious Plot
						QPSK
66	1720	132072	20	1	0	Fig.1-2
	1745	132322	20	1	0	Fig.3-4
	1770	132572	20	1	0	Fig.5-6

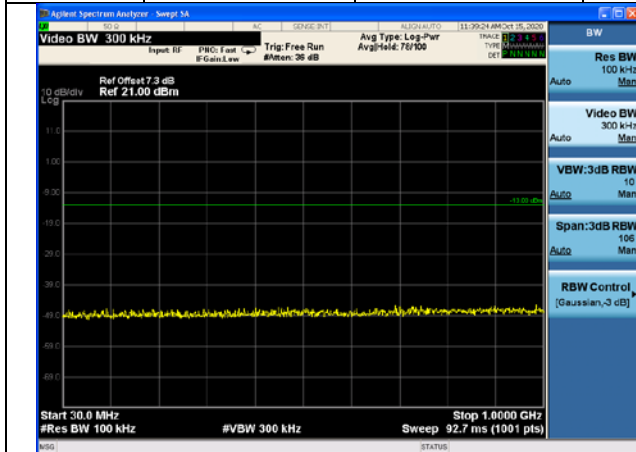


Fig.1

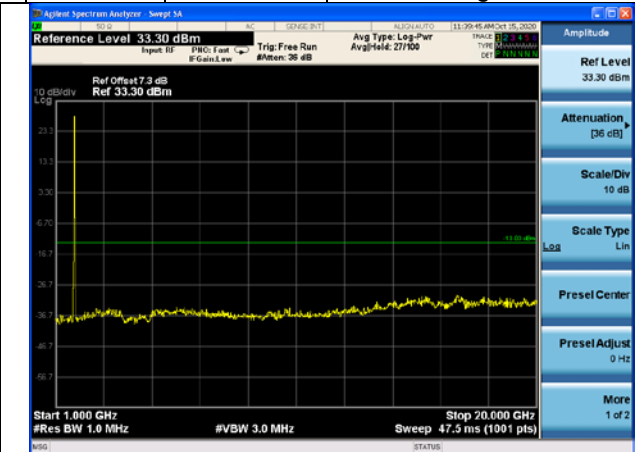


Fig.2

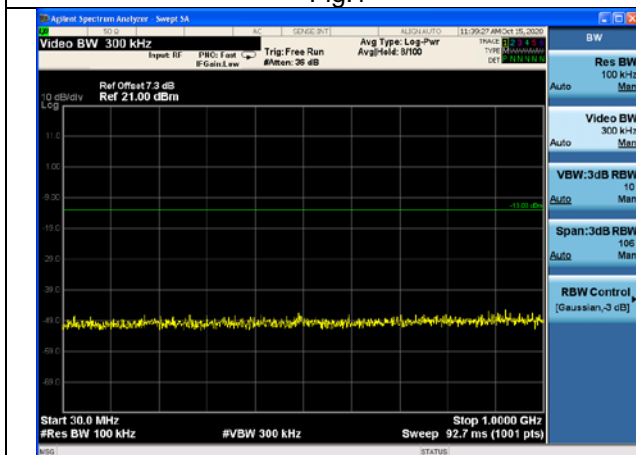


Fig3

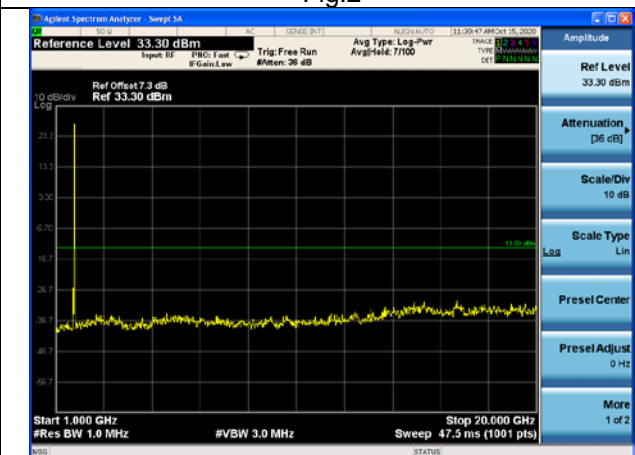


Fig4

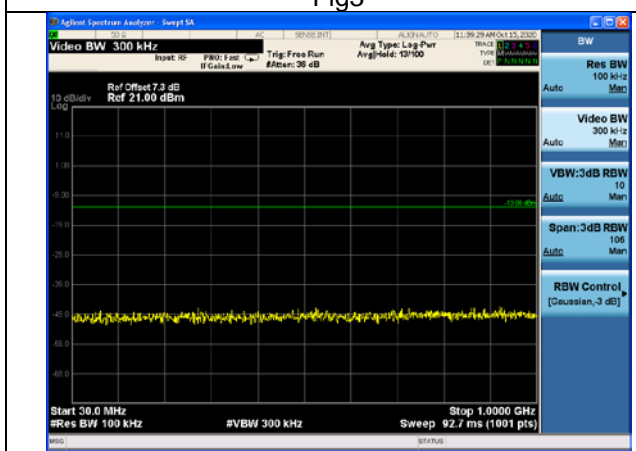


Fig5



Fig6

Band Edges Compliance
Test result

Band	Carrier frequency (MHz)	Channel	BW	RB Size	RB Offset	Band Edges Plot
						QPSK
66	1710.7	131979	1.4	1	0	Fig.1
				6	0	Fig.2
	1779.3	132665		1	5	Fig.3
				6	0	Fig.4
	1711.5	131987	3	1	0	Fig.5
				15	0	Fig.6
	1778.5	132657		1	14	Fig.7
				15	0	Fig.8
	1712.5	131997	5	1	0	Fig.9
				25	0	Fig.10
	1777.5	132647		1	24	Fig.11
				25	0	Fig.12
	1715	132022	10	1	0	Fig.13
				50	0	Fig.14
	1775	132622		1	49	Fig.15
				50	0	Fig.16
	1717.5	132047	15	1	0	Fig.17
				75	0	Fig.18
	1772.5	132597		1	74	Fig.19
				75	0	Fig.20
	1720	132072	20	1	0	Fig.21
				100	0	Fig.22
	1770	132572		1	99	Fig.23
				100	0	Fig.24

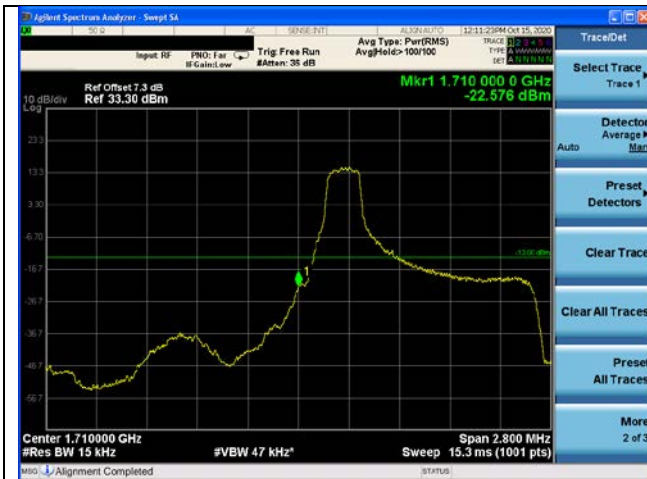


Fig.1

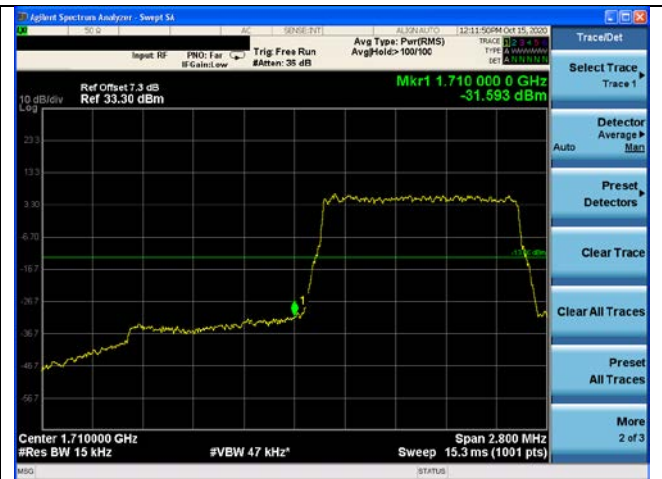


Fig.2

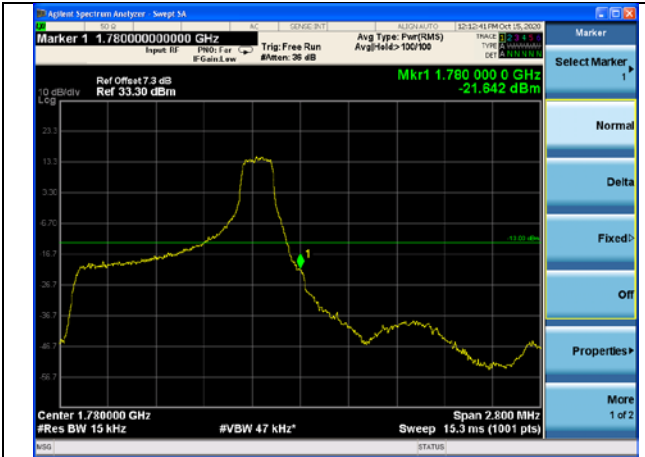


Fig.3



Fig.4

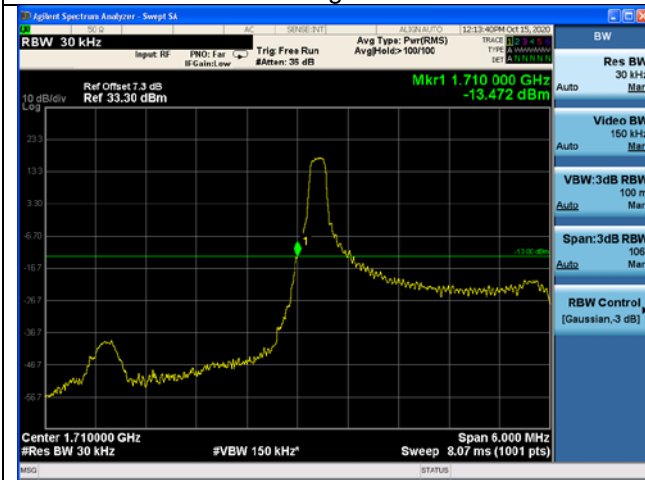


Fig.5

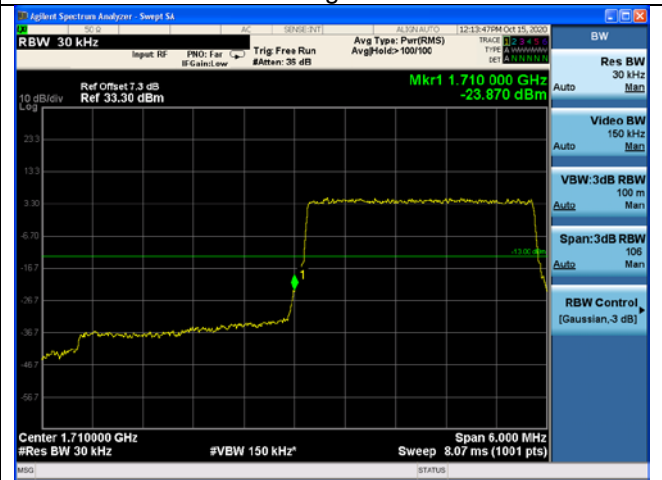


Fig.6

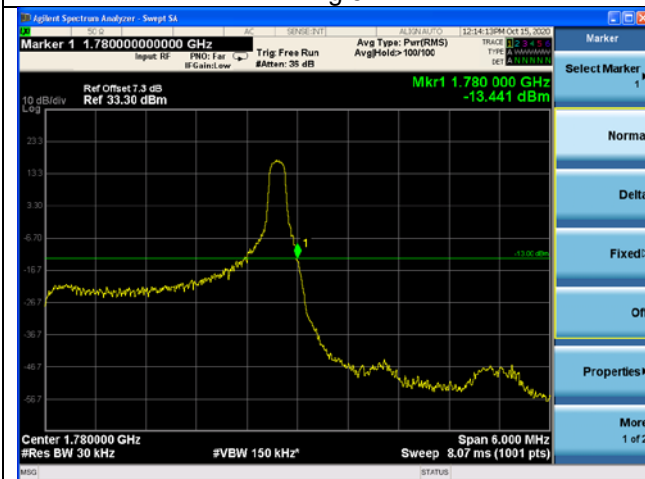


Fig.7



Fig.8

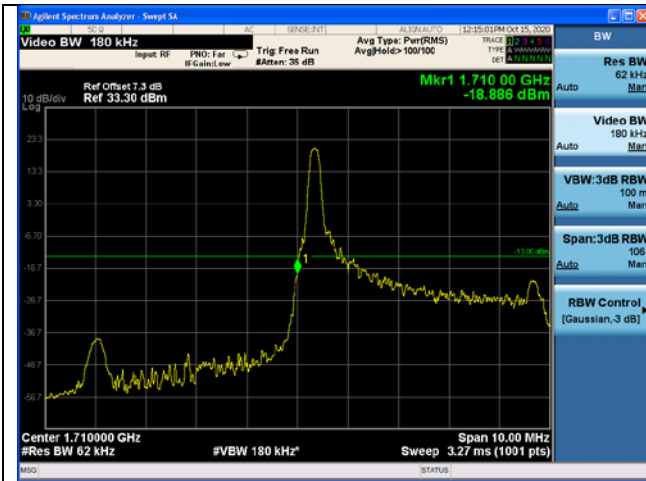


Fig.9

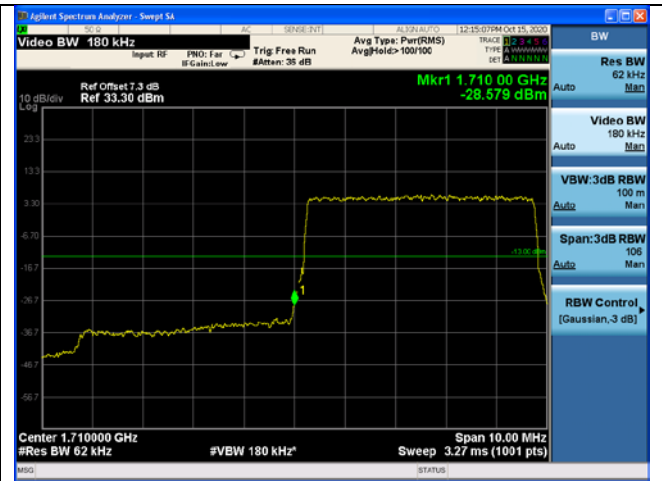


Fig.10

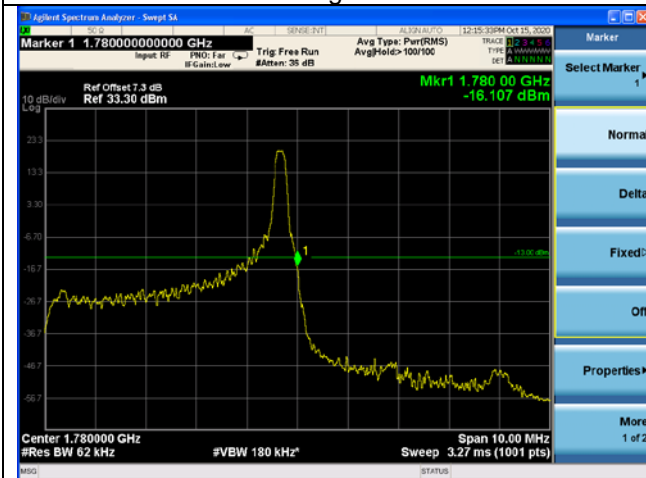


Fig.11



Fig.12

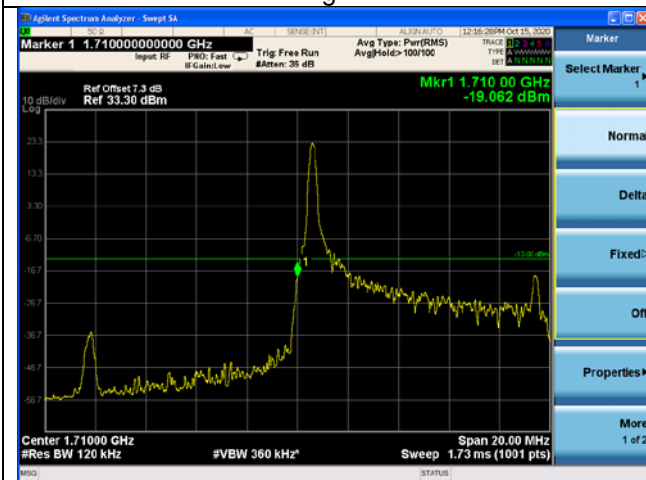


Fig.13

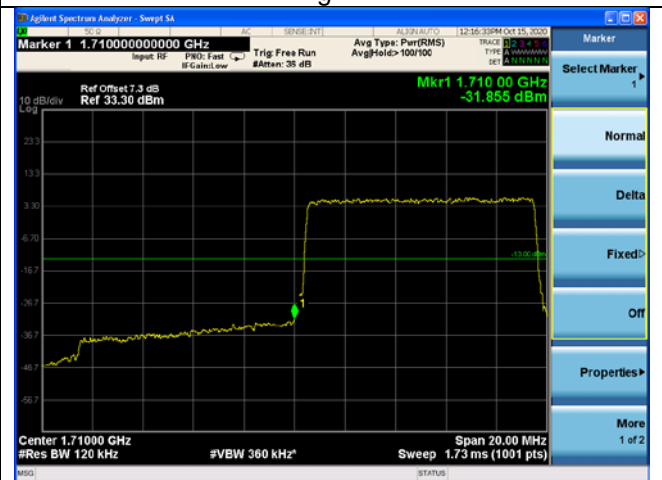


Fig.14

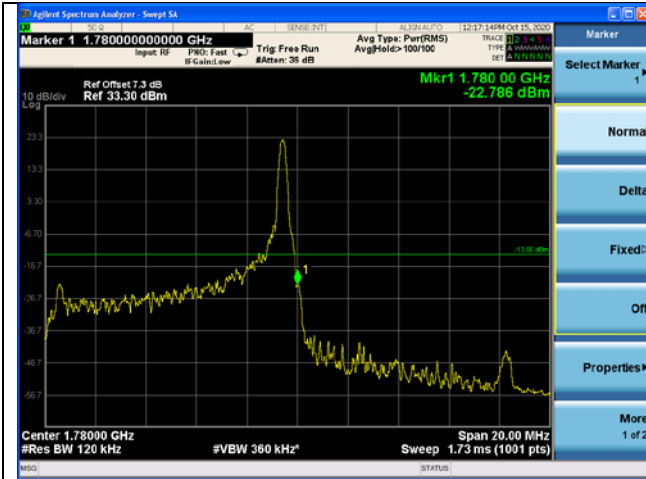


Fig.15



Fig.16

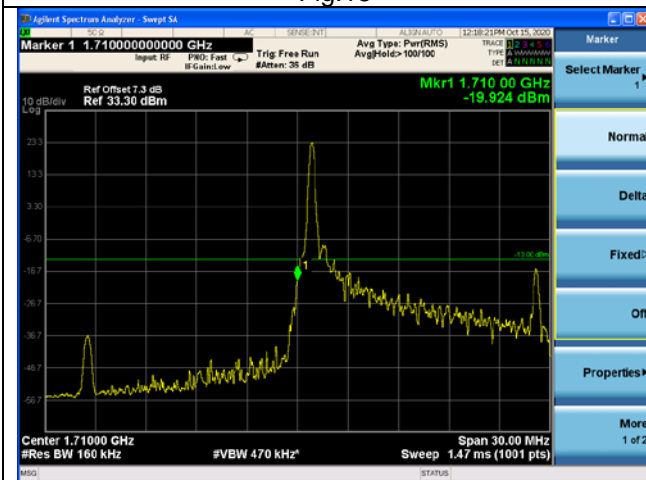


Fig.17

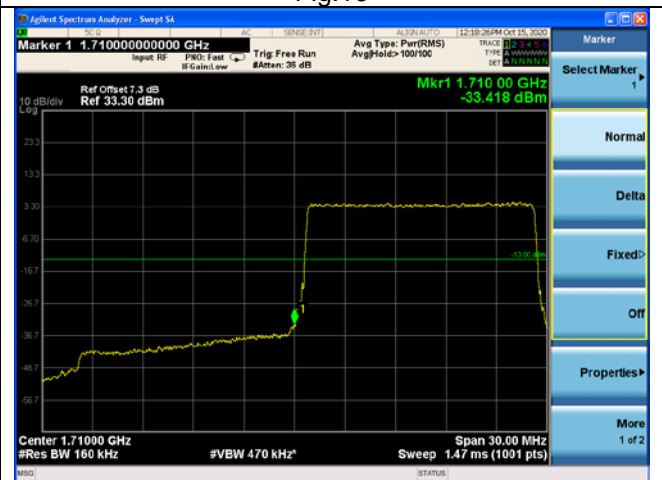


Fig.18

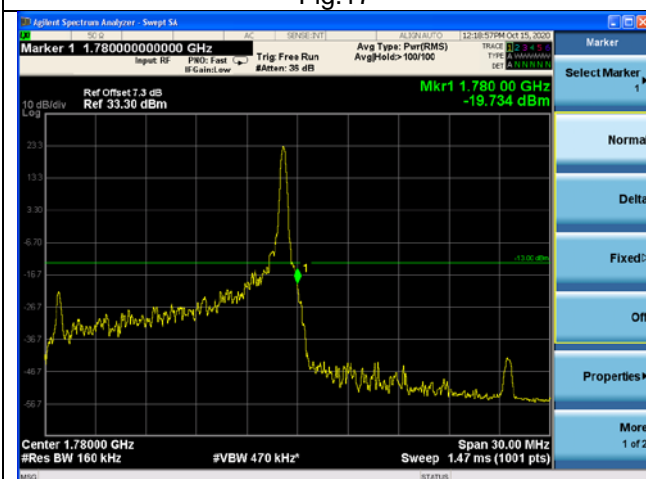


Fig.19



Fig.20

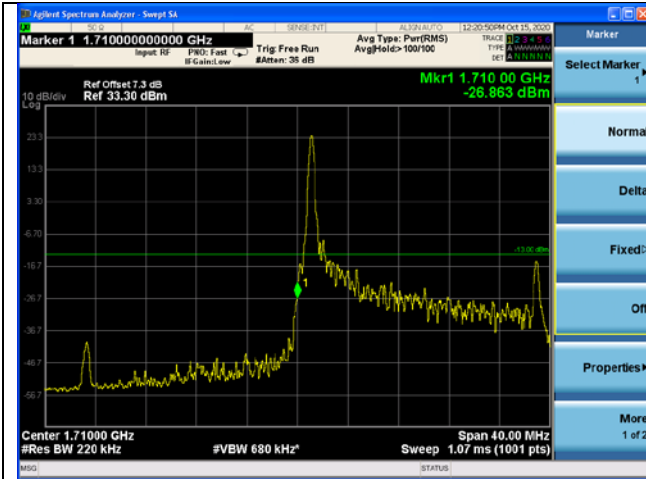


Fig.21

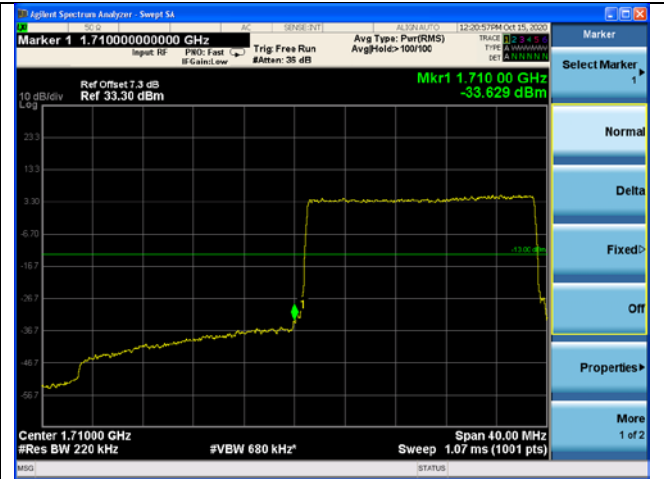


Fig.22

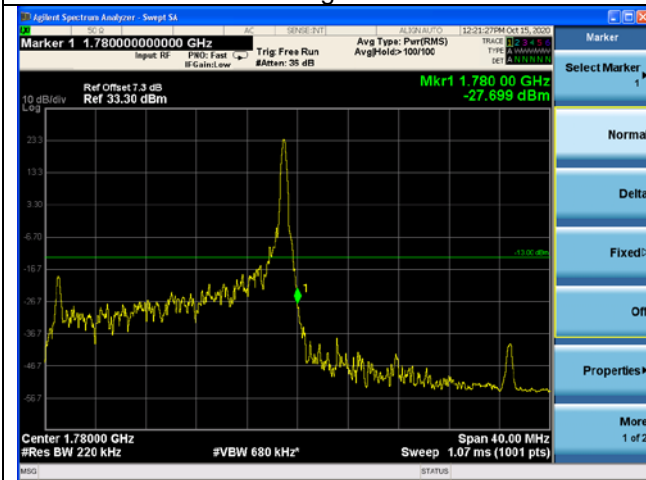


Fig.23

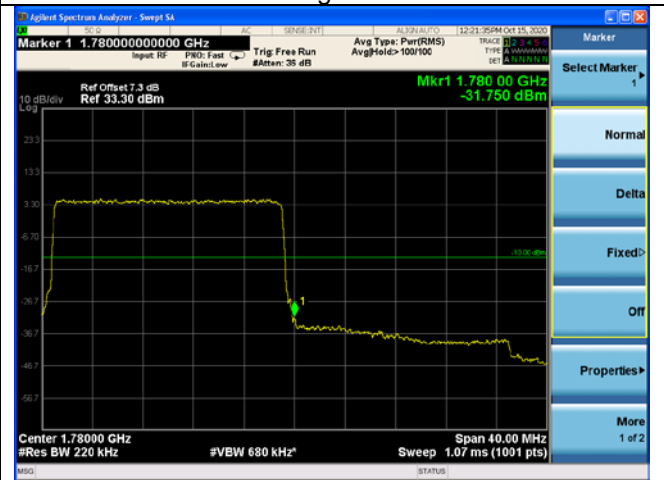


Fig.24

Frequency Stability
Test result

Temperature(°C)	Voltage	Test Result (ppm) Band66 Low Channel					
		1.4M	3M	5M	10M	15M	20M
-10	NV	0.006	-0.004	-0.012	-0.035	0.035	-0.075
0	NV	0.017	-0.094	-0.009	-0.008	0.001	-0.059
+10	NV	-0.039	0.003	0.062	0.046	0.096	0.055
+20	NV	0.000	0.000	0.000	0.000	0.000	0.000
+30	NV	0.080	0.071	-0.081	0.064	-0.042	0.011
+40	NV	0.053	0.050	-0.046	-0.025	-0.072	-0.027
+50	NV	-0.022	-0.028	-0.070	0.009	-0.044	-0.059
+55	NV	-0.025	-0.015	0.017	-0.059	0.079	0.017
+20	LV	-0.061	0.020	0.067	-0.079	-0.083	0.098
+20	HV	0.077	0.075	-0.081	-0.023	-0.074	-0.063

Temperature(°C)	Voltage	Test Result (ppm) Band66 High Channel					
		1.4M	3M	5M	10M	15M	20M
-10	NV	-0.060	-0.006	0.000	-0.030	0.027	0.079
0	NV	-0.079	0.024	0.025	-0.010	-0.066	-0.004
+10	NV	0.034	-0.027	0.045	0.052	-0.028	-0.069
+20	NV	0.000	0.000	0.000	0.000	0.000	0.000
+30	NV	0.055	-0.040	-0.064	0.004	-0.051	0.045
+40	NV	0.027	-0.010	0.097	-0.047	0.007	-0.052
+50	NV	-0.071	0.029	0.015	-0.072	0.069	-0.052
+55	NV	-0.065	-0.069	-0.003	0.085	-0.002	-0.002
+20	LV	0.093	-0.018	-0.047	0.062	0.098	-0.023
+20	HV	0.087	0.043	0.025	0.098	0.068	-0.029