

Fig.15

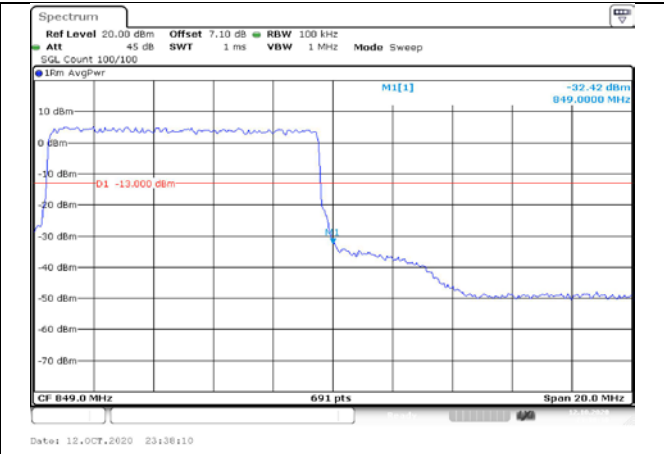


Fig.16

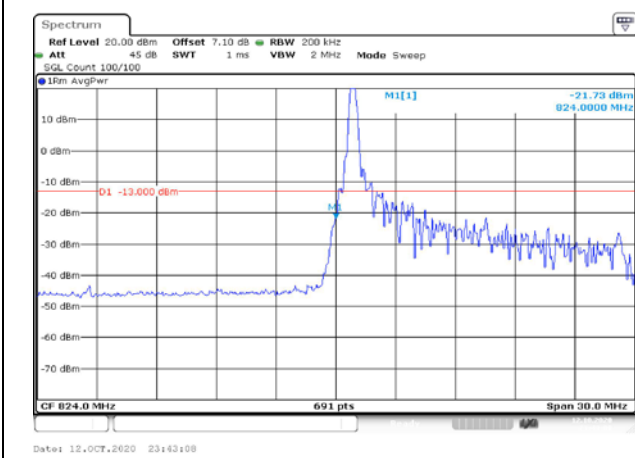


Fig.17

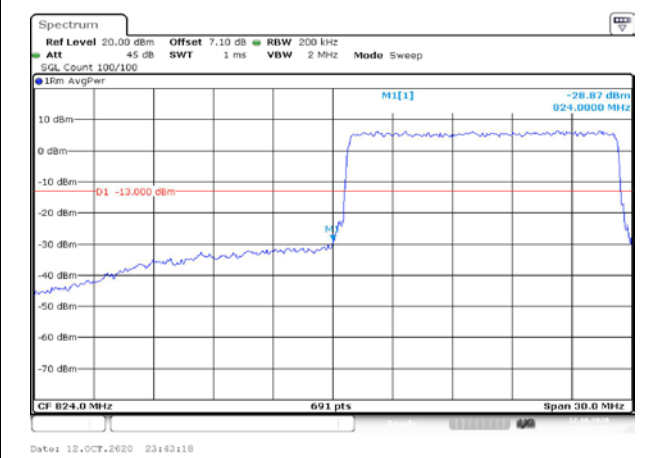


Fig.18

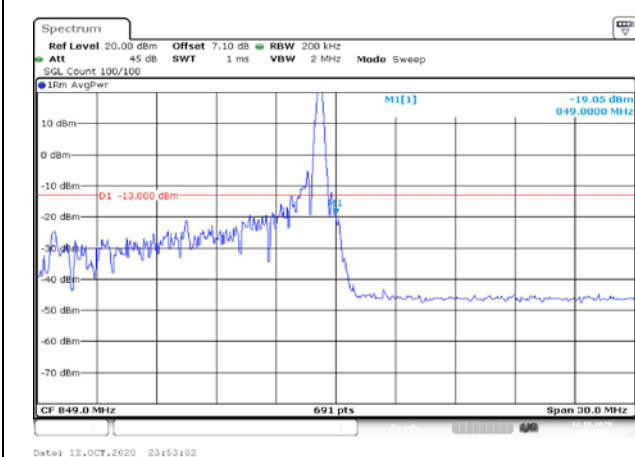


Fig.19

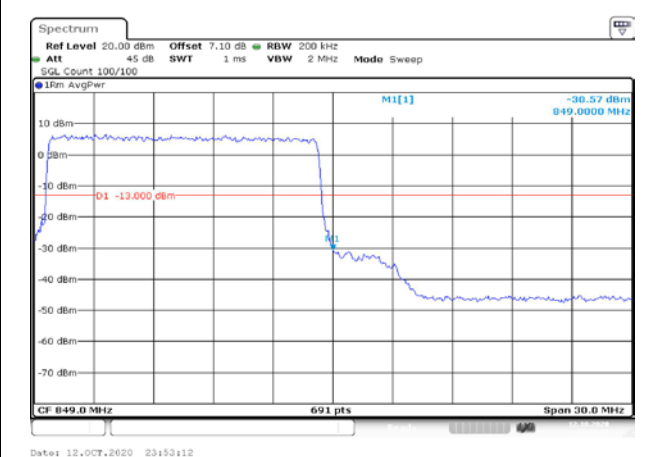


Fig.20

Frequency Stability
Test result

Temperature(°C)	Voltage	Test Result (ppm) Band26 Low Channel				
		1.4M	3M	5M	10M	15M
-10	NV	-0.018	-0.008	-0.040	0.033	-0.069
0	NV	0.076	0.083	-0.024	0.059	0.091
+10	NV	-0.042	0.025	0.054	-0.052	0.070
+20	NV	0.000	0.000	0.000	0.000	0.000
+30	NV	-0.038	0.040	0.075	-0.027	0.080
+40	NV	0.092	-0.026	0.062	-0.087	-0.026
+50	NV	0.002	-0.089	0.089	0.021	0.039
+55	NV	-0.087	0.043	0.084	-0.086	0.078
+20	LV	-0.063	0.076	0.058	-0.001	-0.076
+20	HV	-0.017	0.081	0.002	0.065	0.089

Temperature(°C)	Voltage	Test Result (ppm) Band26 High Channel				
		1.4M	3M	5M	10M	15M
-10	NV	-0.032	0.086	-0.090	-0.093	0.034
0	NV	0.037	-0.011	0.083	0.004	-0.085
+10	NV	-0.051	-0.086	0.088	-0.071	-0.001
+20	NV	0.000	0.000	0.000	0.000	0.000
+30	NV	0.078	-0.061	0.034	0.082	0.023
+40	NV	-0.074	0.055	-0.002	0.091	-0.084
+50	NV	0.073	-0.004	-0.096	0.051	-0.028
+55	NV	0.077	-0.074	0.030	-0.045	0.036
+20	LV	0.050	-0.073	0.032	-0.034	0.008
+20	HV	0.000	-0.084	-0.090	0.067	-0.012