

APPENDIX A – TEST DATA OF CONDUCTED EMISSION

LTE Band 4

RF Power Output

Modulation	Carrier frequency (MHz)	UL Channel	BW	RB Size	RB Offset	Conducted power (dBm)
QPSK	1710.7	19957	1.4	1	0	24.11
				1	5	23.62
				3	2	23.07
				6	0	22.49
	1732.5	20175		1	0	23.90
				1	5	23.56
				3	2	22.50
				6	0	22.70
	1754.3	20393		1	0	23.65
				1	5	23.53
				3	2	22.51
				6	0	22.52
16QAM	1710.7	19957	1	0	23.65	
			1	5	23.15	
			3	2	22.08	
			6	0	21.52	
	1732.5	20175	1	0	23.26	
			1	5	23.07	
			3	2	21.66	
			6	0	21.84	
	1754.3	20393	1	0	23.46	
			1	5	23.33	
			3	2	21.78	
			6	0	21.58	
64QAM	1710.7	19957	1	0	23.60	
			1	5	23.12	
			3	2	22.22	
			6	0	21.60	
	1732.5	20175	1	0	23.10	
			1	5	23.11	
			3	2	21.60	
			6	0	21.71	
	1754.3	20393	1	0	23.27	
			1	5	23.25	
			3	2	21.75	
			6	0	21.58	

Modulation	Carrier frequency (MHz)	UL Channel	BW	RB Size	RB Offset	Conducted power (dBm)
QPSK	1711.5	19965	3	1	0	24.16
				1	14	23.67
				8	4	23.01
				15	0	22.43
	1732.5	20175		1	0	23.91
				1	14	23.63
				8	4	22.49
				15	0	22.63
	1753.5	20385		1	0	23.67
				1	14	23.60
				8	4	22.47
				15	0	22.51
16QAM	1711.5	19965	3	1	0	23.62
				1	14	23.18
				8	4	22.07
				15	0	21.57
	1732.5	20175		1	0	23.29
				1	14	23.09
				8	4	21.70
				15	0	21.75
	1753.5	20385		1	0	23.46
				1	14	23.35
				8	4	21.70
				15	0	21.49
64QAM	1711.5	19965	3	1	0	23.53
				1	14	23.18
				8	4	22.19
				15	0	21.62
	1732.5	20175		1	0	23.07
				1	14	23.01
				8	4	21.63
				15	0	21.62
	1753.5	20385		1	0	23.24
				1	14	23.28
				8	4	21.71
				15	0	21.62

Modulation	Carrier frequency (MHz)	UL Channel	BW	RB Size	RB Offset	Conducted power (dBm)
QPSK	1712.5	19975	5	1	0	24.08
				1	24	23.66
				12	6	23.02
				25	0	22.53
	1732.5	20175		1	0	23.96
				1	24	23.56
				12	6	22.59
				25	0	22.60
	1752.5	20375		1	0	23.61
				1	24	23.52
				12	6	22.50
				25	0	22.47
16QAM	1712.5	19975	5	1	0	23.58
				1	24	23.18
				12	6	22.10
				25	0	21.48
	1732.5	20175		1	0	23.28
				1	24	23.07
				12	6	21.59
				25	0	21.81
	1752.5	20375		1	0	23.40
				1	24	23.34
				12	6	21.74
				25	0	21.63
64QAM	1712.5	19975	5	1	0	23.62
				1	24	23.18
				12	6	22.10
				25	0	21.58
	1732.5	20175		1	0	23.17
				1	24	22.97
				12	6	21.64
				25	0	21.60
	1752.5	20375		1	0	23.26
				1	24	23.29
				12	6	21.67
				25	0	21.66

Modulation	Carrier frequency (MHz)	UL Channel	BW	RB Size	RB Offset	Conducted power (dBm)
QPSK	1715	20000	10	1	0	24.09
				1	49	23.71
				24	12	23.04
				50	0	22.53
	1732.5	20175		1	0	23.92
				1	49	23.64
				24	12	22.51
				50	0	22.71
	1750	20350		1	0	23.62
				1	49	23.58
				24	12	22.47
				50	0	22.53
16QAM	1715	20000	10	1	0	23.61
				1	49	23.15
				24	12	22.08
				50	0	21.58
	1732.5	20175		1	0	23.28
				1	49	23.09
				24	12	21.69
				50	0	21.88
	1750	20350		1	0	23.38
				1	49	23.33
				24	12	21.74
				50	0	21.54
64QAM	1715	20000	10	1	0	23.66
				1	49	23.12
				24	12	22.17
				50	0	21.58
	1732.5	20175		1	0	23.08
				1	49	23.02
				24	12	21.56
				50	0	21.66
	1750	20350		1	0	23.27
				1	49	23.21
				24	12	21.71
				50	0	21.69

Modulation	Carrier frequency (MHz)	UL Channel	BW	RB Size	RB Offset	Conducted power (dBm)
QPSK	1717.5	20025	15	1	0	24.17
				1	74	23.63
				40	18	23.08
				75	0	22.46
	1732.5	20175		1	0	23.90
				1	74	23.56
				40	18	22.57
				75	0	22.63
	1747.5	20325		1	0	23.60
				1	74	23.57
				40	18	22.50
				75	0	22.54
16QAM	1717.5	20025	15	1	0	23.62
				1	74	23.11
				40	18	22.20
				75	0	21.49
	1732.5	20175		1	0	23.29
				1	74	23.05
				40	18	21.59
				75	0	21.79
	1747.5	20325		1	0	23.37
				1	74	23.37
				40	18	21.69
				75	0	21.55
64QAM	1717.5	20025	15	1	0	23.56
				1	74	23.17
				40	18	22.18
				75	0	21.59
	1732.5	20175		1	0	23.19
				1	74	23.02
				40	18	21.58
				75	0	21.62
	1747.5	20325		1	0	23.34
				1	74	23.21
				40	18	21.62
				75	0	21.65

Modulation	Carrier frequency (MHz)	UL Channel	BW	RB Size	RB Offset	Conducted power (dBm)
QPSK	1720	20050	20	1	0	24.19
				1	99	23.73
				50	25	23.14
				100	0	22.57
	1732.5	20175		1	0	23.97
				1	99	23.68
				50	25	22.63
				100	0	22.71
	1745	20300		1	0	23.74
				1	99	23.64
				50	25	22.56
				100	0	22.61
16QAM	1720	20050	1	0	23.72	
			1	99	23.24	
			50	25	22.21	
			100	0	21.59	
	1732.5	20175	1	0	23.29	
			1	99	23.14	
			50	25	21.72	
			100	0	21.89	
	1745	20300	1	0	23.49	
			1	99	23.37	
			50	25	21.78	
			100	0	21.64	
64QAM	1720	20050	1	0	23.68	
			1	99	23.21	
			50	25	22.24	
			100	0	21.63	
	1732.5	20175	1	0	23.21	
			1	99	23.12	
			50	25	21.68	
			100	0	21.74	
	1745	20300	1	0	23.38	
			1	99	23.32	
			50	25	21.76	
			100	0	21.69	

Occupied Bandwidth
Test result

Band	Carrier frequency (MHz)	Channel	BW (MHz)	RB Size	RB Offset	Bandwidth of 99% Power (MHz)					
						QPSK		16-QAM		64-QAM	
4	1710.7	19957	1.4	6	0	1.088	Fig.1	1.106	Fig.2	1.100	Fig.3
	1732.5	20175		6	0	1.088	Fig.4	1.082	Fig.5	1.094	Fig.6
	1754.3	20393		6	0	1.094	Fig.7	1.094	Fig.8	1.094	Fig.9
	1711.5	19965	3	15	0	2.748	Fig.10	2.748	Fig.11	2.748	Fig.12
	1732.5	20175		15	0	2.735	Fig.13	2.735	Fig.14	2.748	Fig.15
	1753.5	20385		15	0	2.748	Fig.16	2.735	Fig.17	2.748	Fig.18
	1712.5	19975	5	25	0	4.515	Fig.19	4.493	Fig.20	4.515	Fig.21
	1732.5	20175		25	0	4.515	Fig.22	4.515	Fig.23	4.493	Fig.24
	1752.5	20375		25	0	4.515	Fig.25	4.515	Fig.26	4.515	Fig.27
	1715	20000	10	50	0	9.030	Fig.28	9.030	Fig.29	9.030	Fig.30
	1732.5	20175		50	0	9.074	Fig.31	9.030	Fig.32	9.030	Fig.33
	1750	20350		50	0	9.030	Fig.34	9.030	Fig.35	9.074	Fig.36
	1717.5	20025	15	75	0	13.480	Fig.37	13.546	Fig.38	13.480	Fig.39
	1732.5	20175		75	0	13.480	Fig.40	13.480	Fig.41	13.480	Fig.42
	1747.5	20325		75	0	13.480	Fig.43	13.546	Fig.44	13.546	Fig.45
	1720	20050	20	100	0	17.974	Fig.46	17.887	Fig.47	17.887	Fig.48
1732.5	20175	100		0	17.887	Fig.49	17.974	Fig.50	17.974	Fig.51	
1745	20300	100		0	17.974	Fig.52	17.887	Fig.53	17.887	Fig.54	

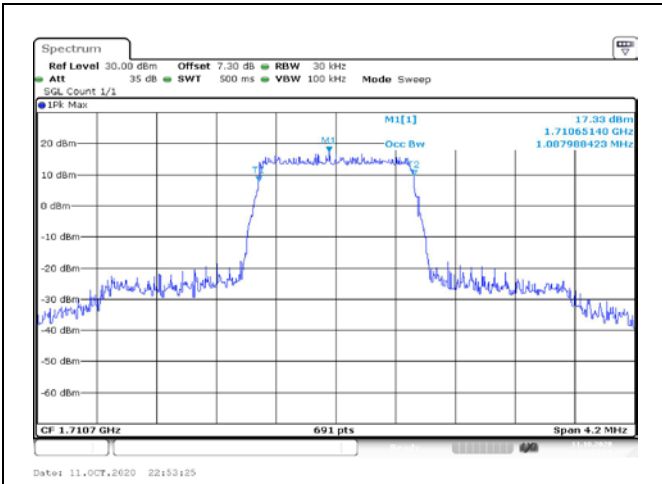


Fig.1

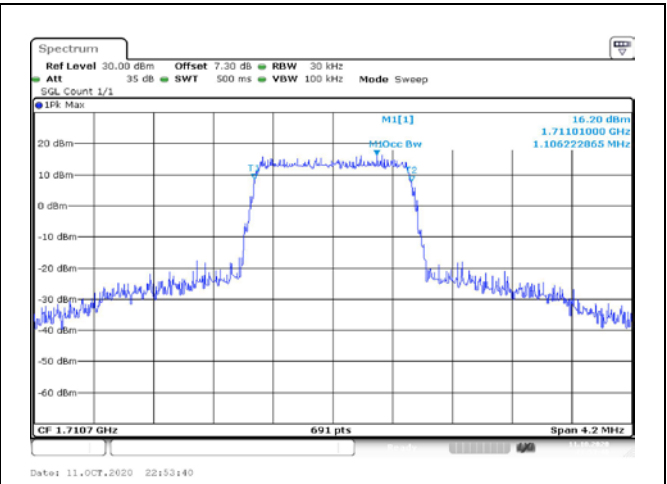


Fig.2

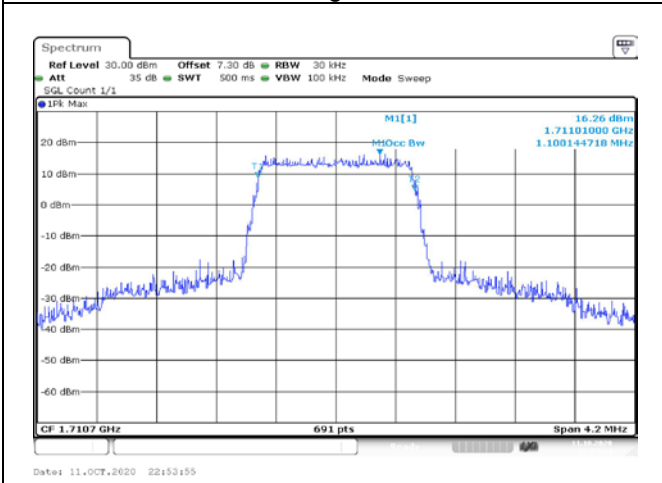


Fig.3

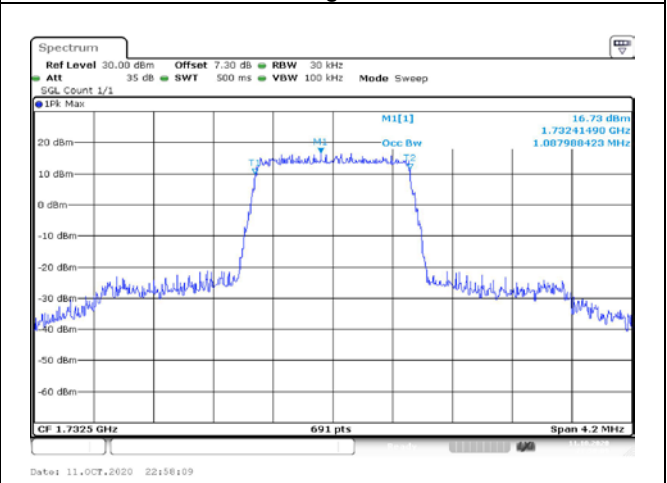


Fig.4

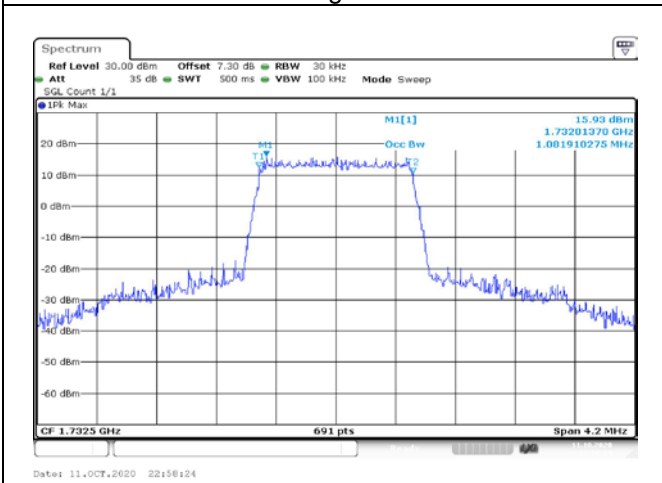


Fig.5

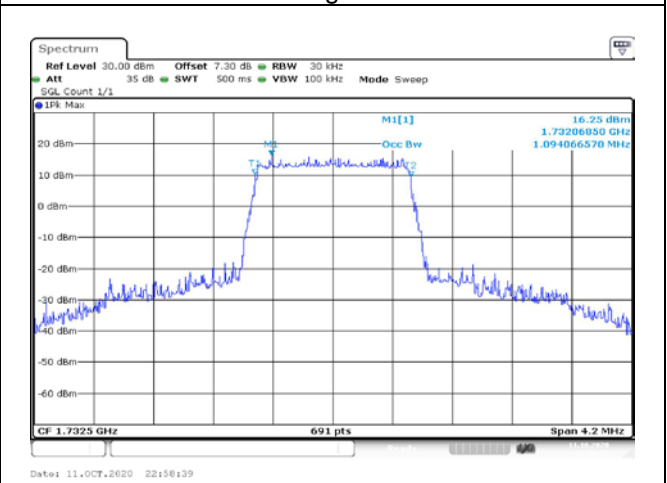
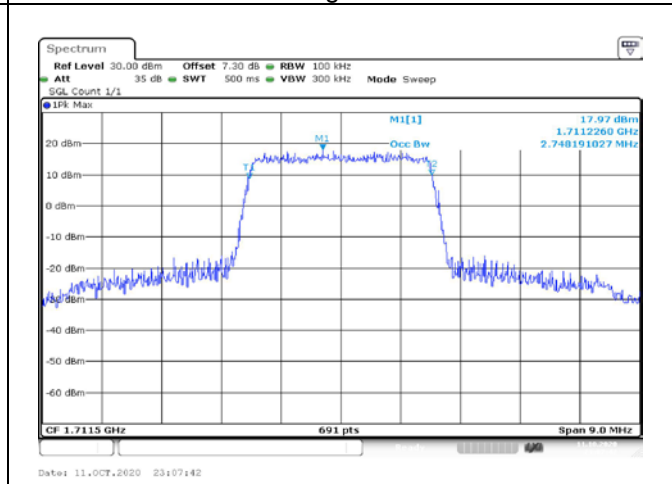
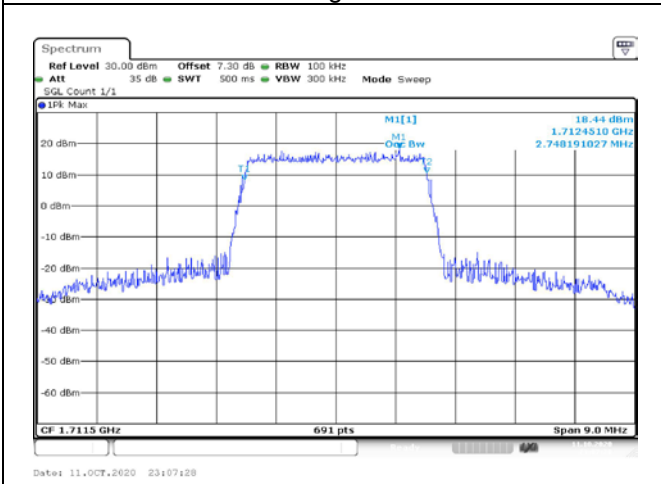
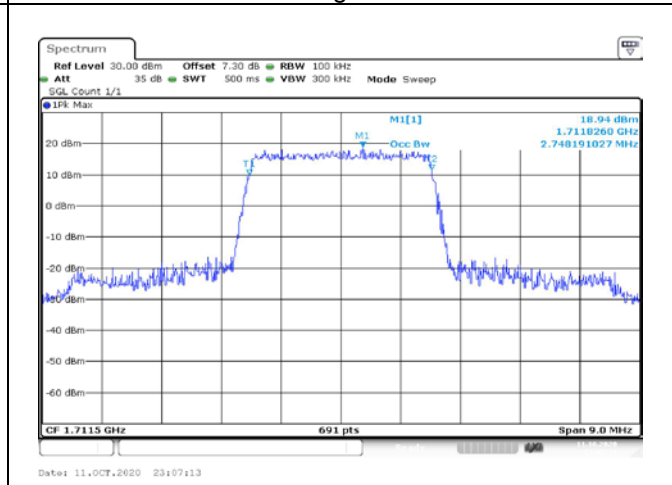
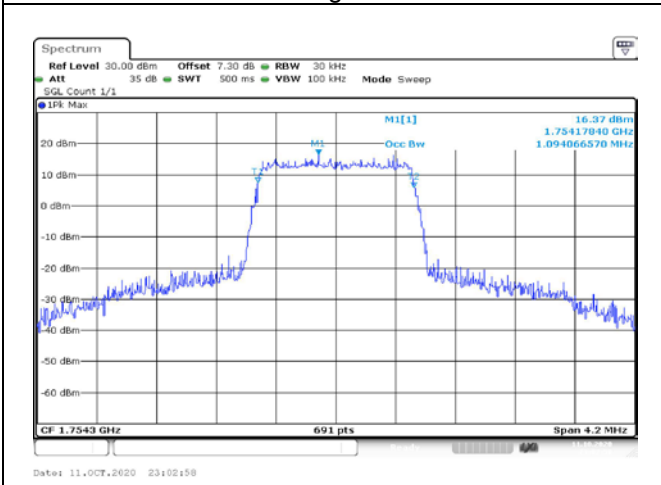
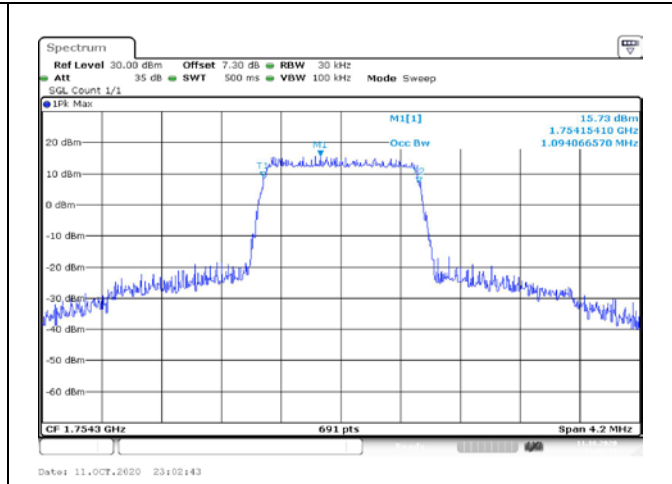
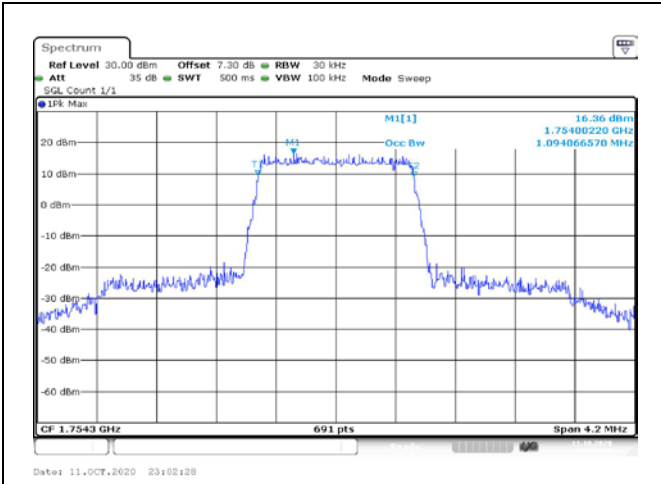


Fig.6



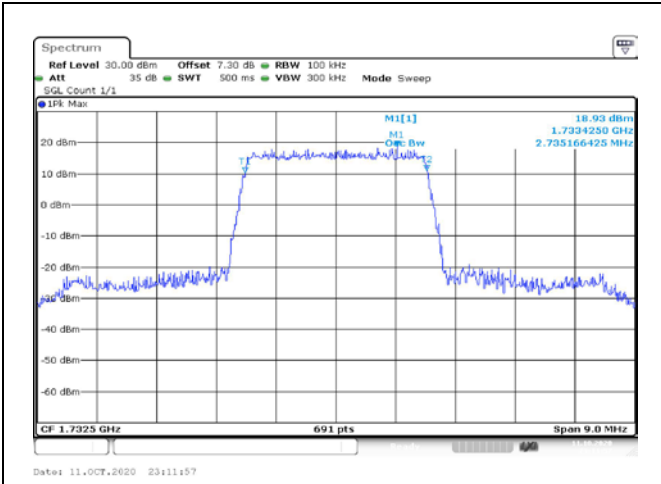


Fig.13

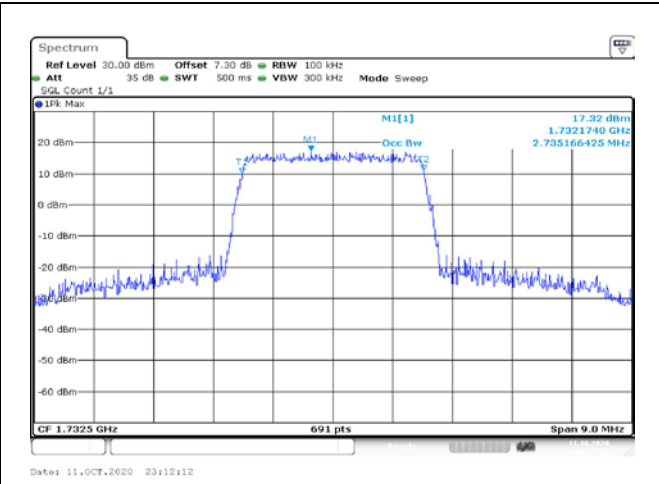


Fig.14

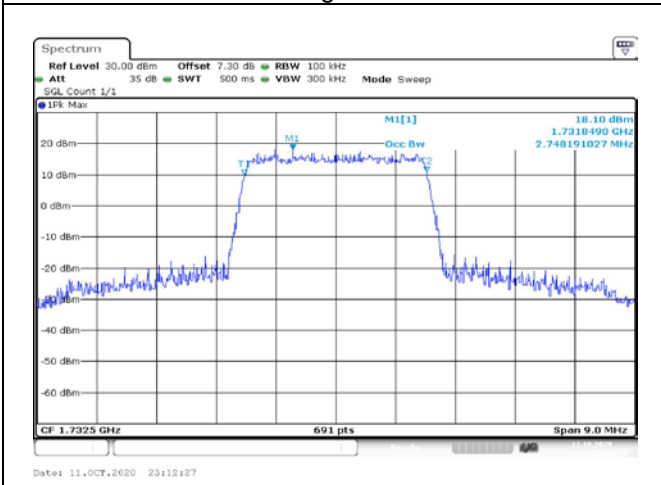


Fig.15

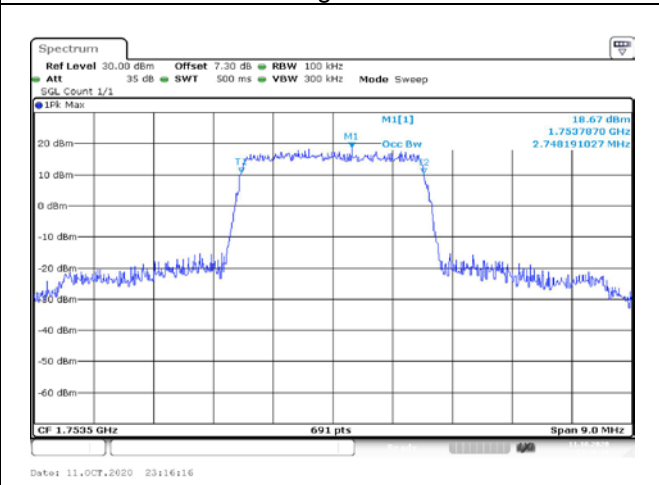


Fig.16

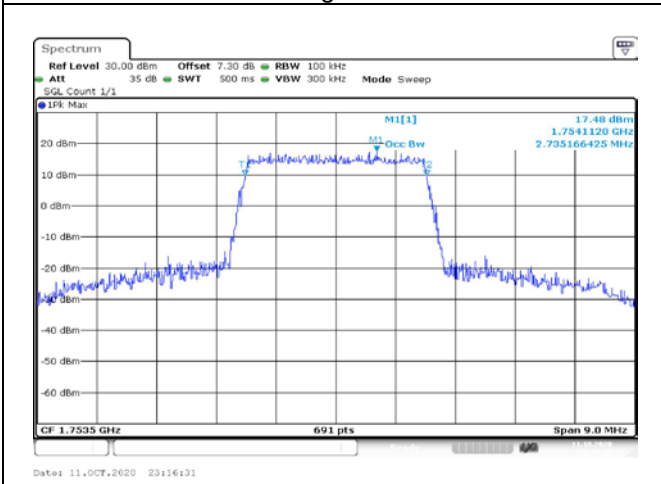


Fig.17

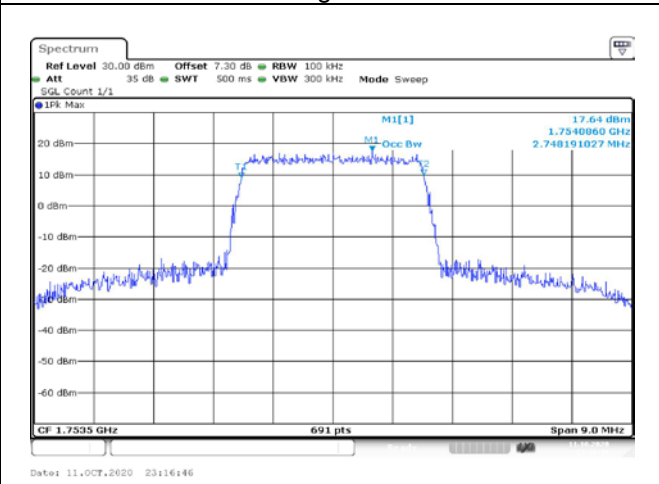


Fig.18

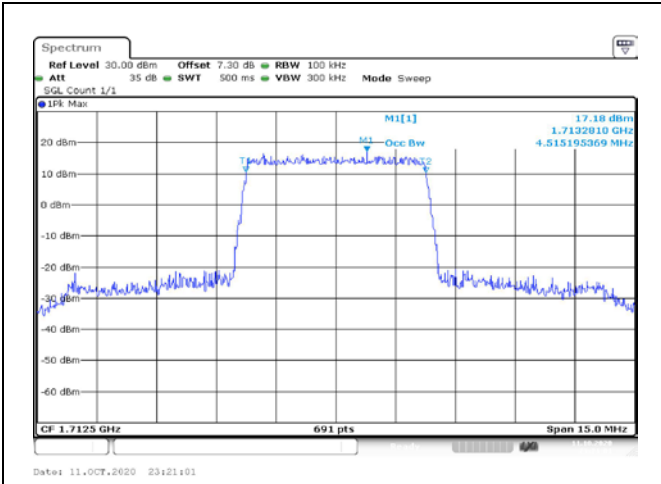


Fig.19

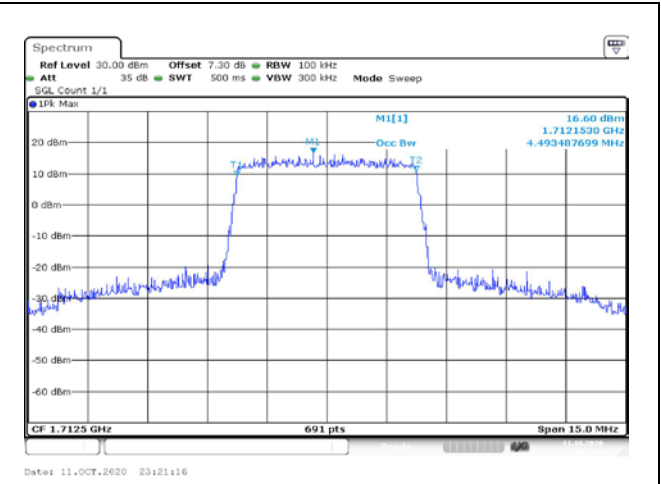


Fig.20

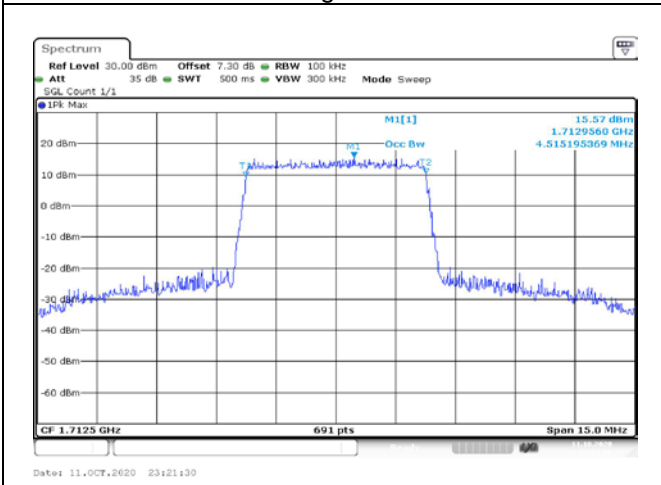


Fig.21

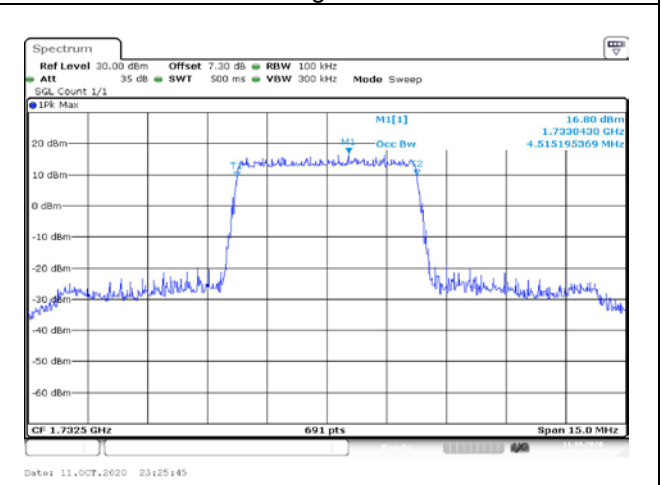


Fig.22

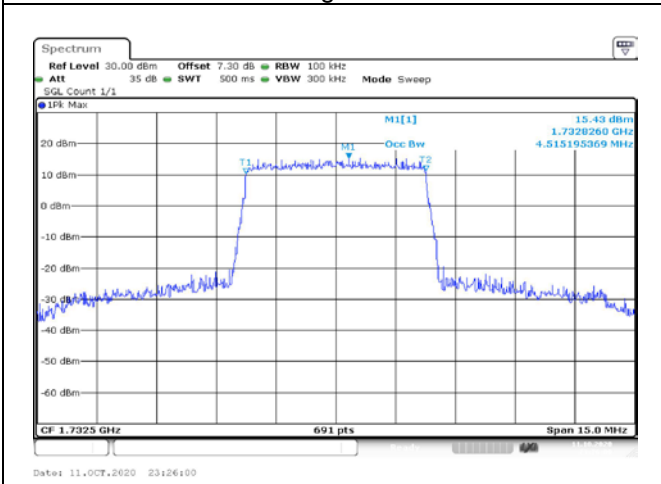


Fig.23

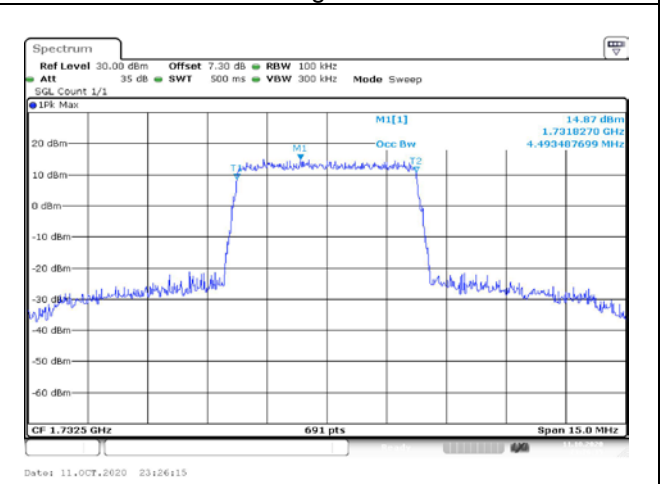


Fig.24

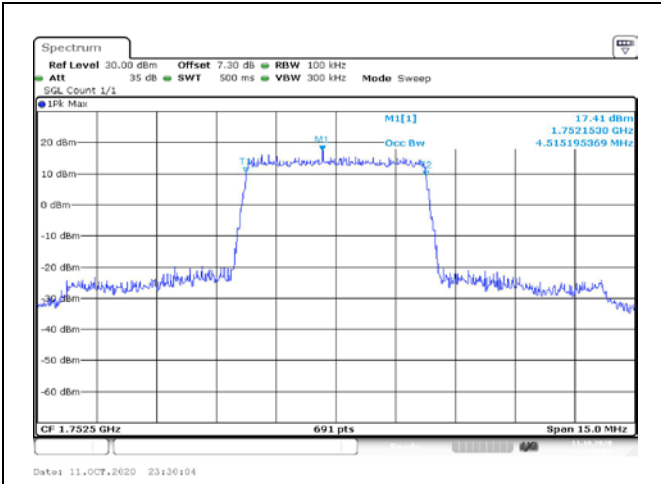


Fig.25

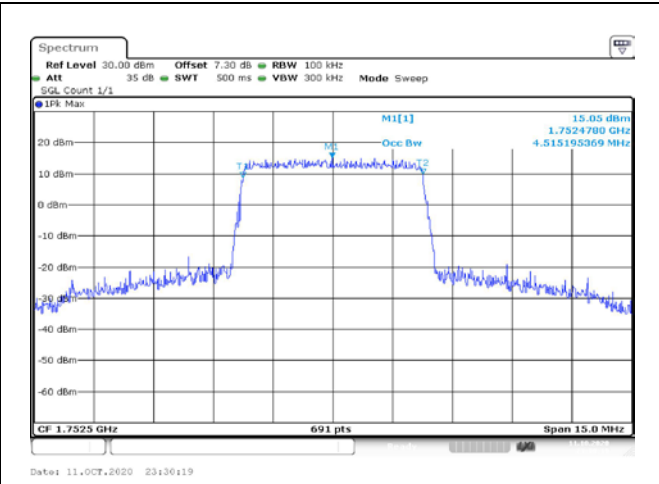


Fig.26

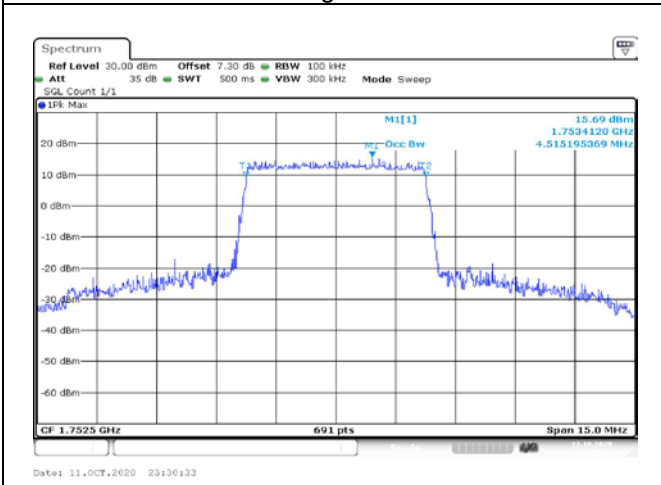


Fig.27

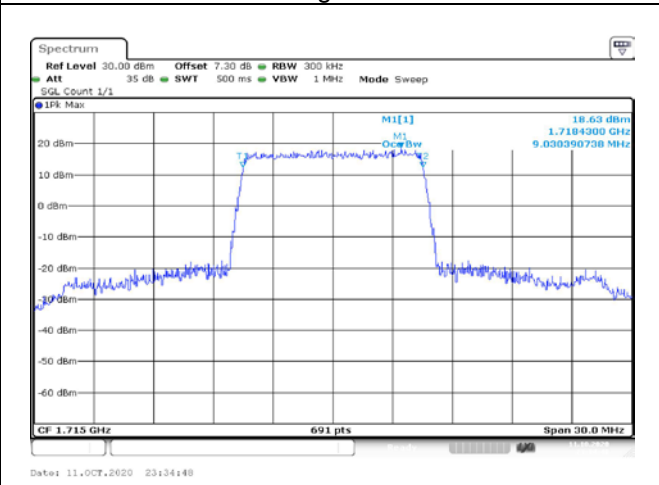


Fig.28

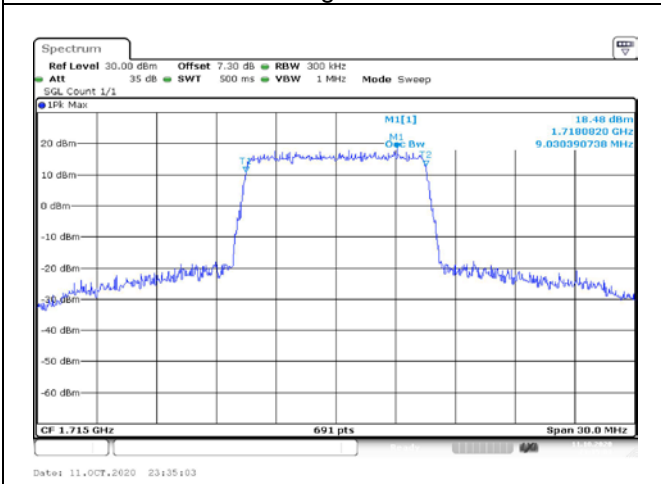


Fig.29

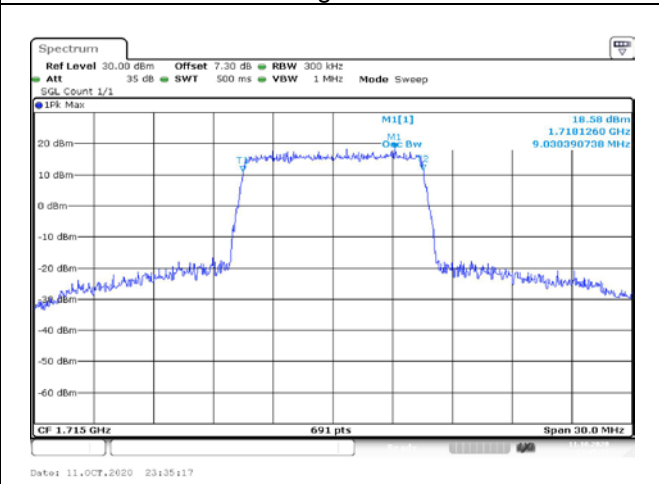


Fig.30

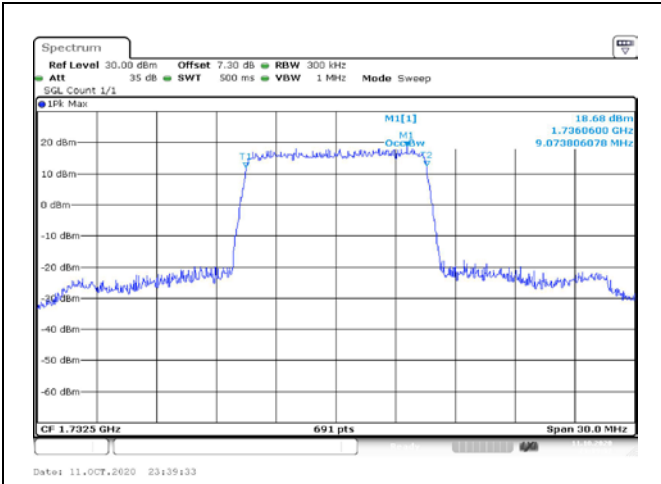


Fig.31

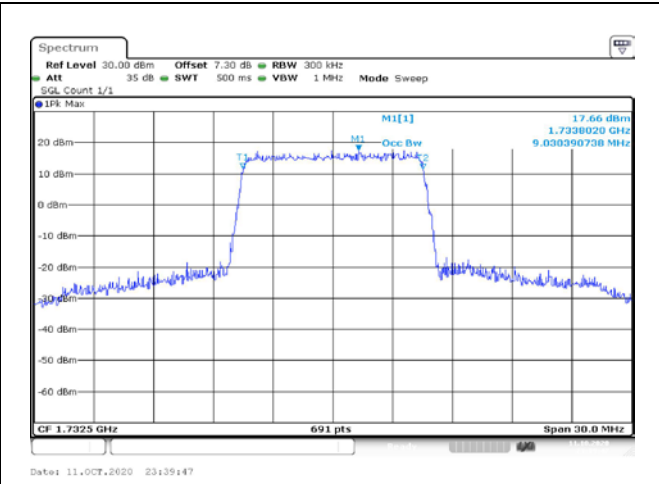


Fig.32

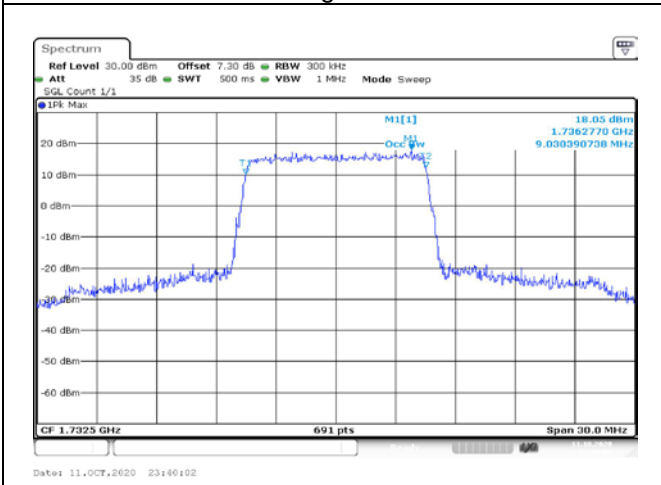


Fig.33

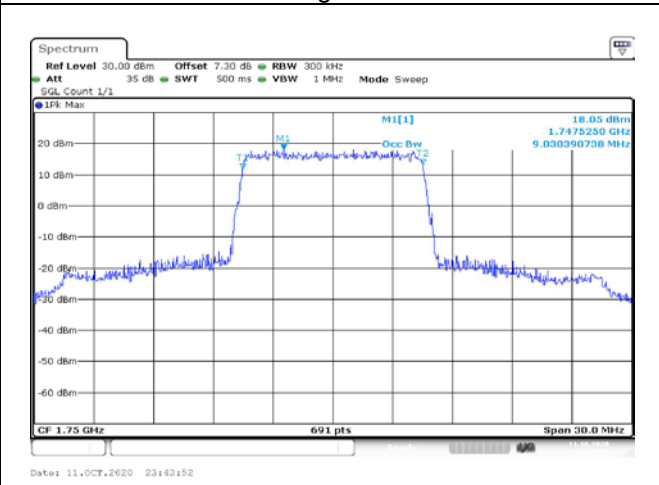


Fig.34

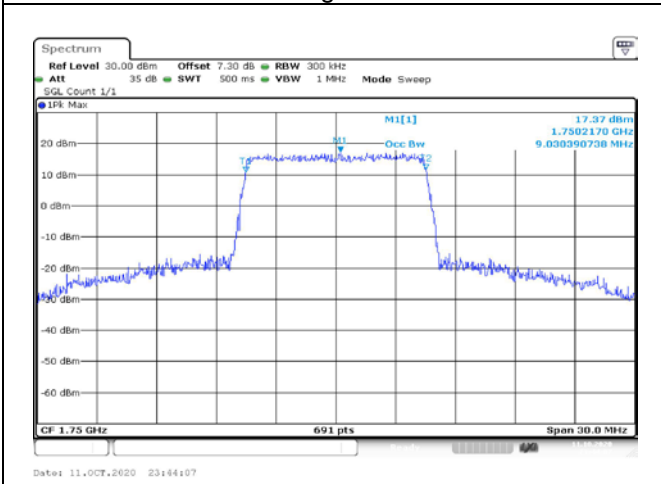


Fig.35

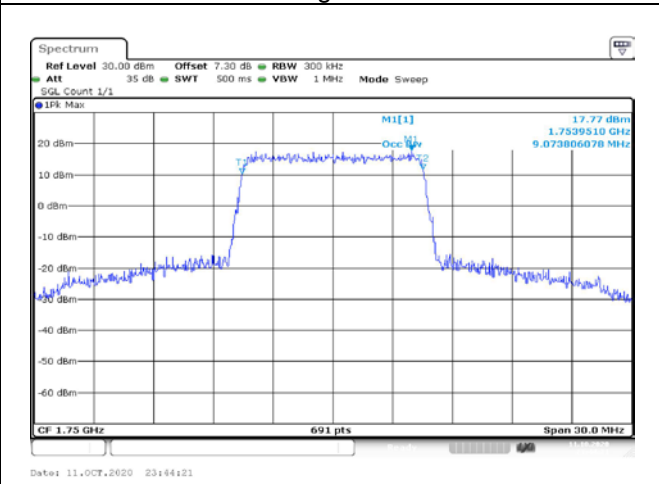


Fig.36

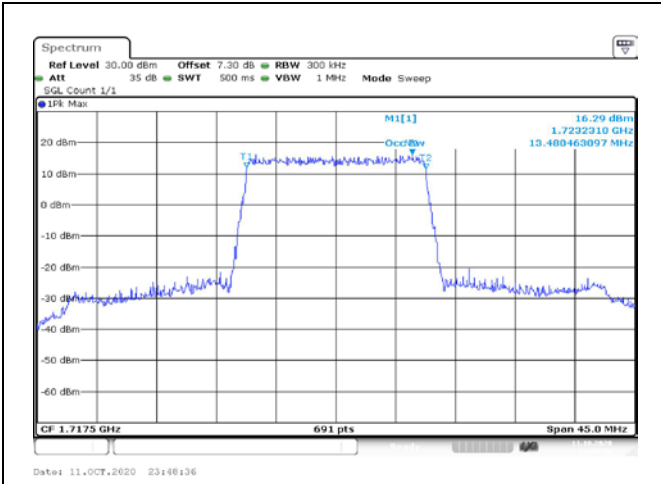


Fig.37

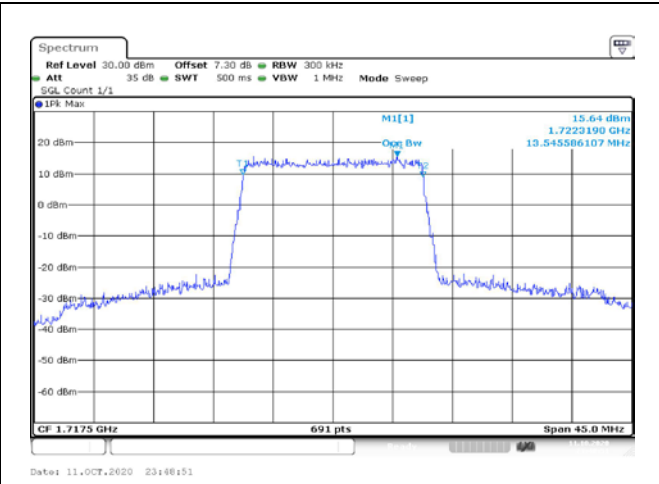


Fig.38

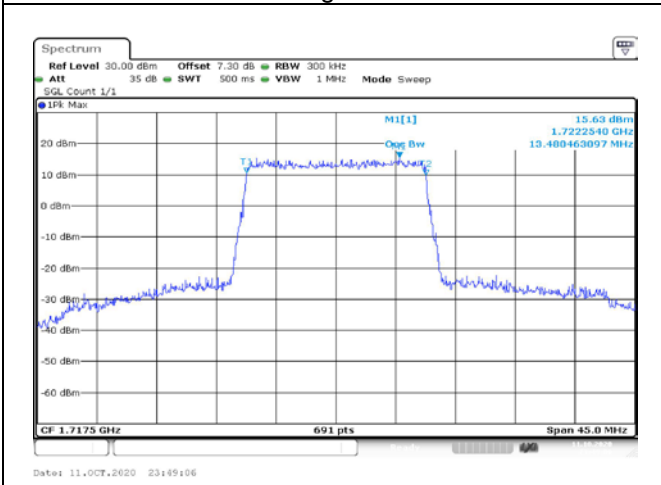


Fig.39

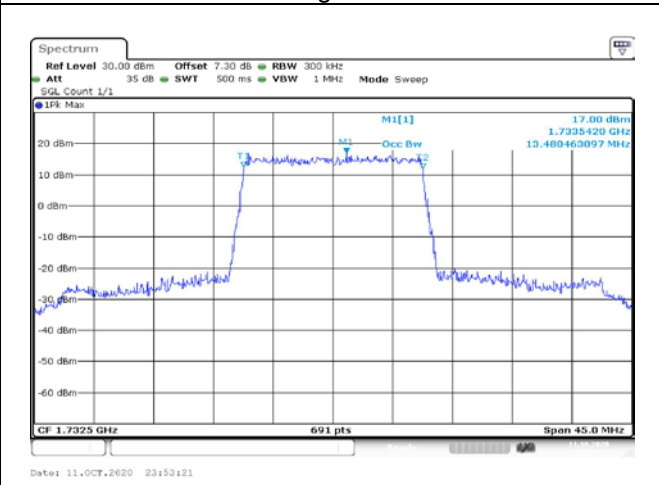


Fig.40

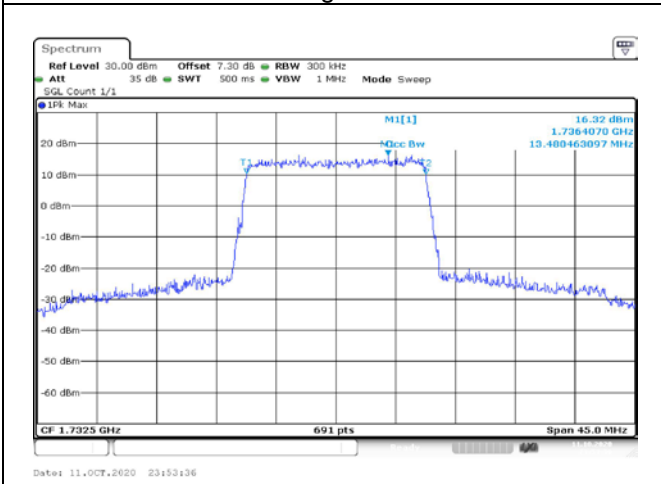


Fig.41

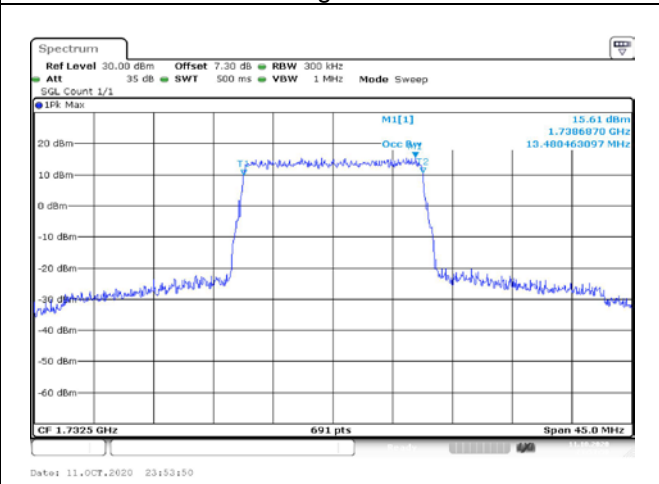
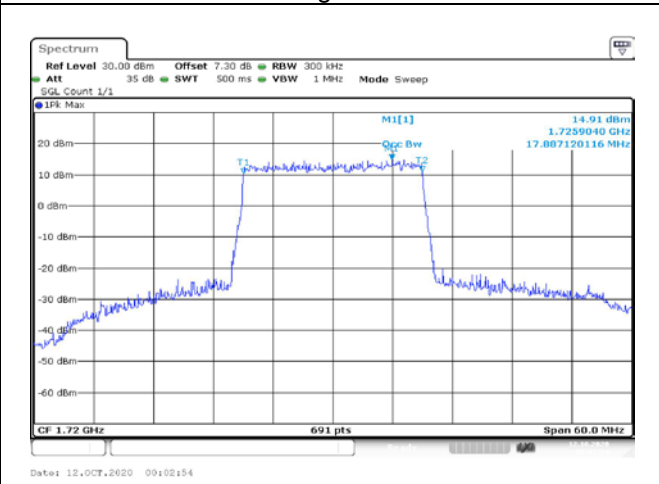
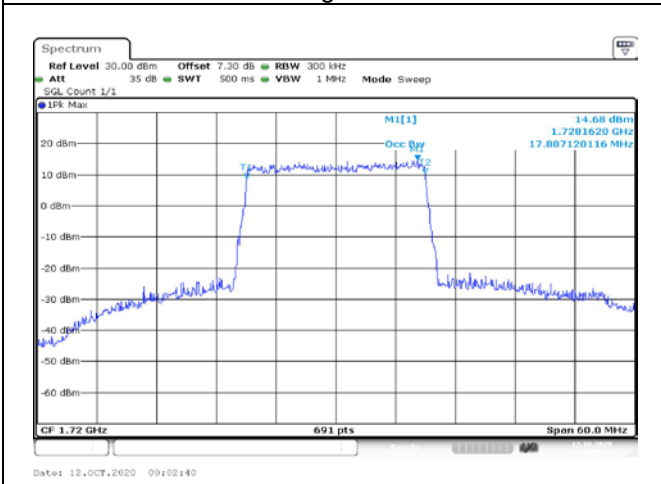
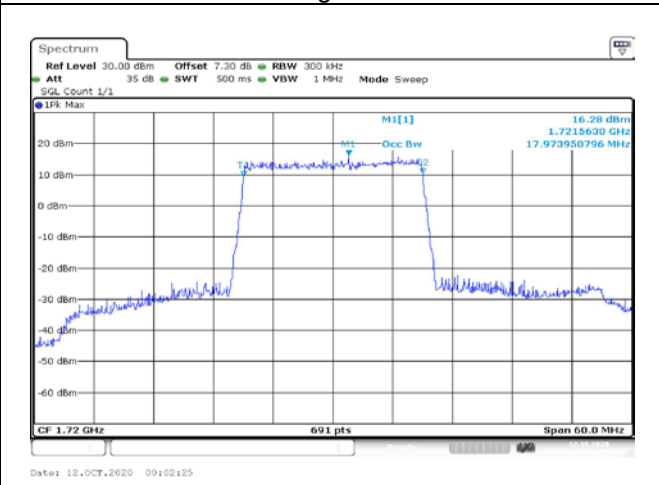
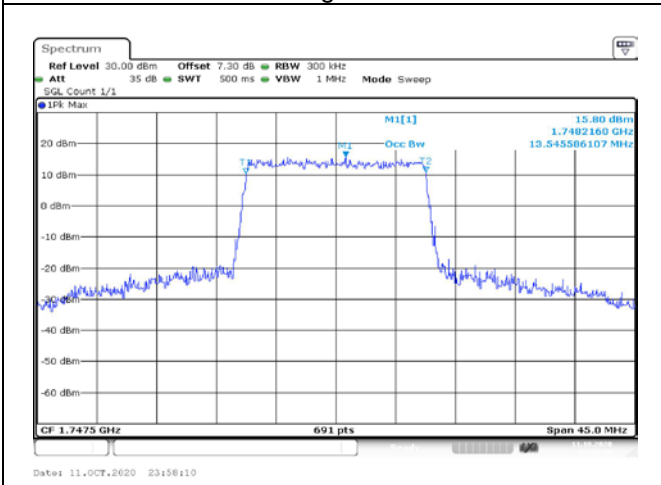
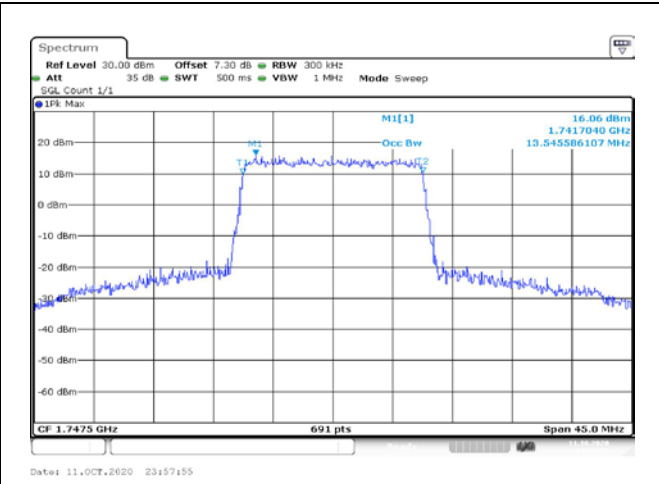
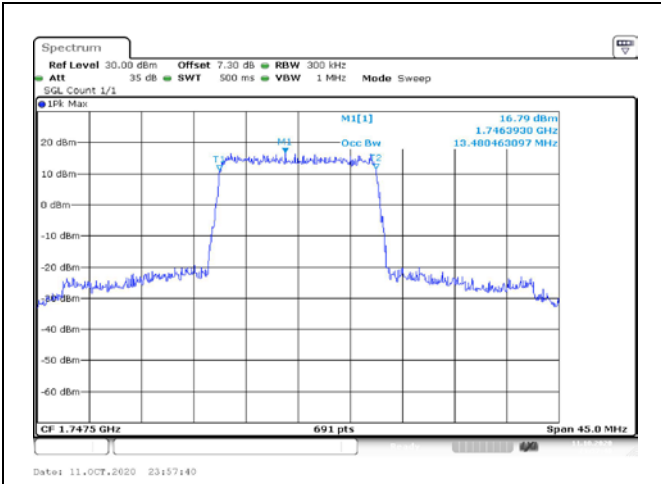


Fig.42



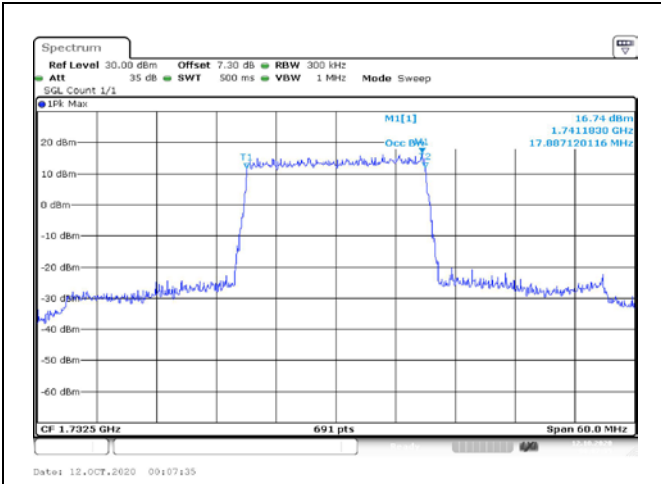


Fig.49

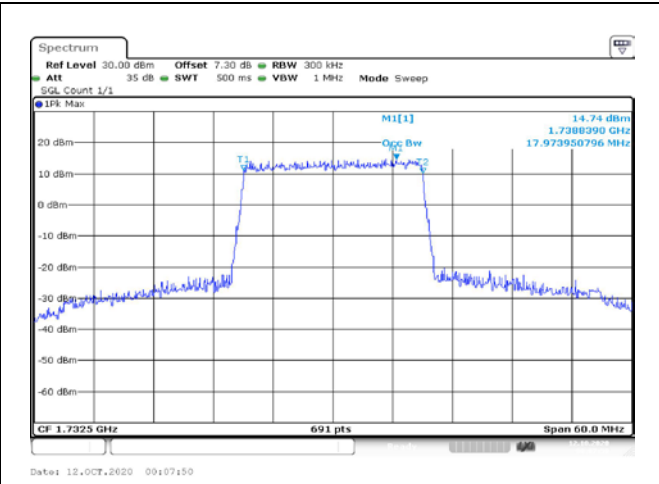


Fig.50

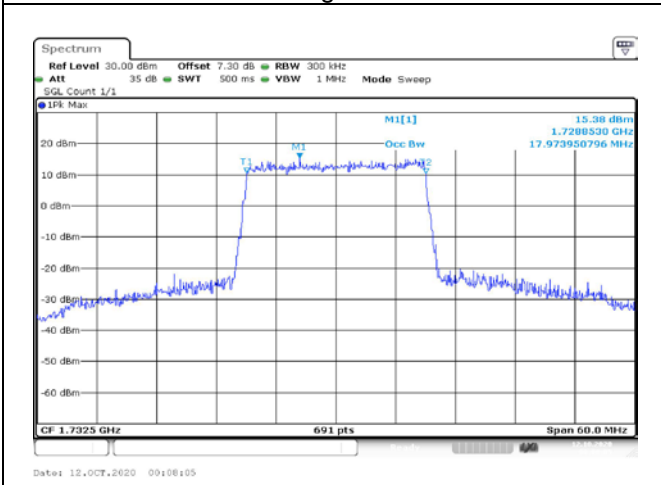


Fig.51

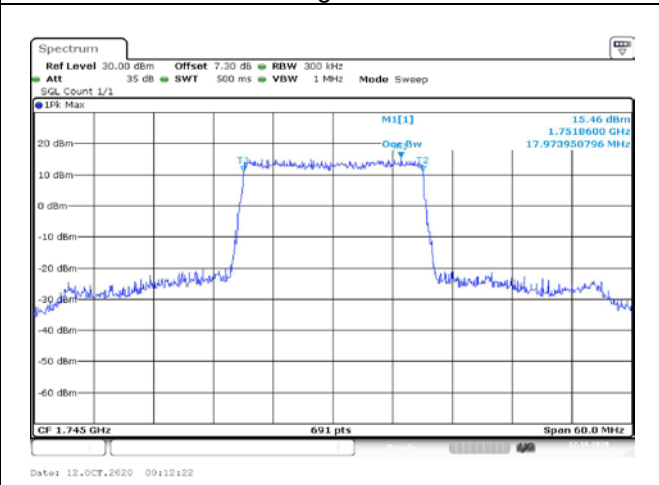


Fig.52

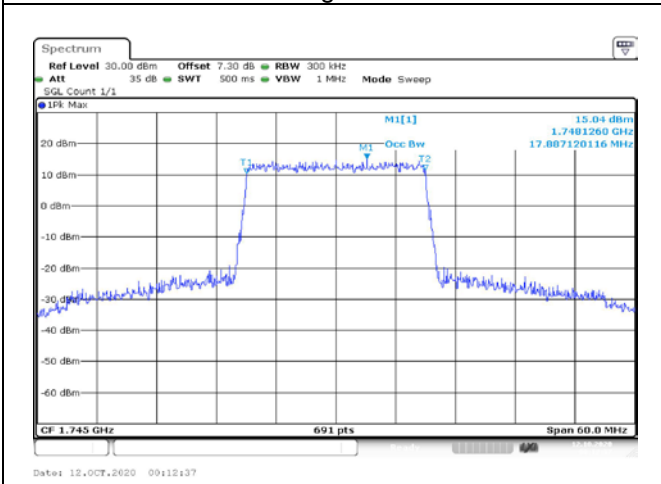


Fig.53

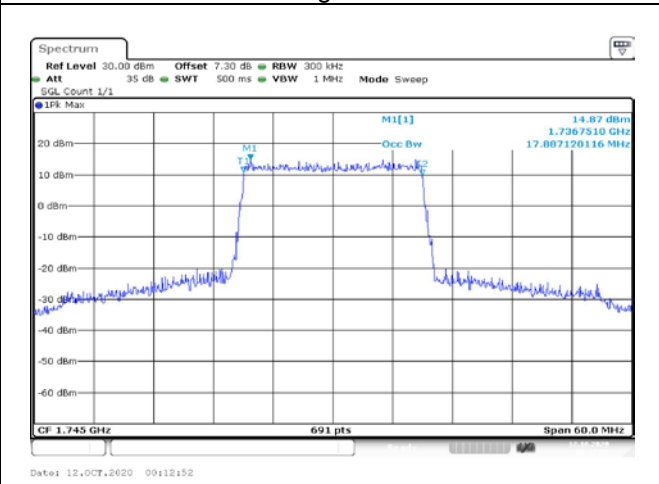


Fig.54

Emission Bandwidth
Test result

Band	Carrier frequency (MHz)	Channel	BW (MHz)	RB Size	RB Offset	Bandwidth of -26dB transmitter power (MHz)					
						QPSK		16-QAM		64-QAM	
4	1710.7	19957	1.4	6	0	1.234	Fig.1	1.234	Fig.2	1.246	Fig.3
	1732.5	20175		6	0	1.240	Fig.4	1.240	Fig.5	1.234	Fig.6
	1754.3	20393		6	0	1.240	Fig.7	1.240	Fig.8	1.246	Fig.9
	1711.5	19965	3	15	0	3.100	Fig.10	3.074	Fig.11	3.061	Fig.12
	1732.5	20175		15	0	3.061	Fig.13	3.061	Fig.14	3.061	Fig.15
	1753.5	20385		15	0	3.087	Fig.16	3.074	Fig.17	3.074	Fig.18
	1712.5	19975	5	25	0	4.949	Fig.19	4.928	Fig.20	4.928	Fig.21
	1732.5	20175		25	0	4.971	Fig.22	4.906	Fig.23	4.949	Fig.24
	1752.5	20375		25	0	4.949	Fig.25	4.906	Fig.26	4.993	Fig.27
	1715	20000	10	50	0	10.029	Fig.28	9.986	Fig.29	9.986	Fig.30
	1732.5	20175		50	0	10.029	Fig.31	9.986	Fig.32	9.942	Fig.33
	1750	20350		50	0	10.029	Fig.34	9.986	Fig.35	10.029	Fig.36
	1717.5	20025	15	75	0	14.848	Fig.37	14.913	Fig.38	14.913	Fig.39
	1732.5	20175		75	0	14.718	Fig.40	14.653	Fig.41	14.783	Fig.42
	1747.5	20325		75	0	14.848	Fig.43	14.653	Fig.44	14.653	Fig.45
	1720	20050	20	100	0	19.276	Fig.46	19.537	Fig.47	19.537	Fig.48
	1732.5	20175		100	0	19.450	Fig.49	19.450	Fig.50	19.450	Fig.51
	1745	20300		100	0	19.624	Fig.52	19.450	Fig.53	19.537	Fig.54

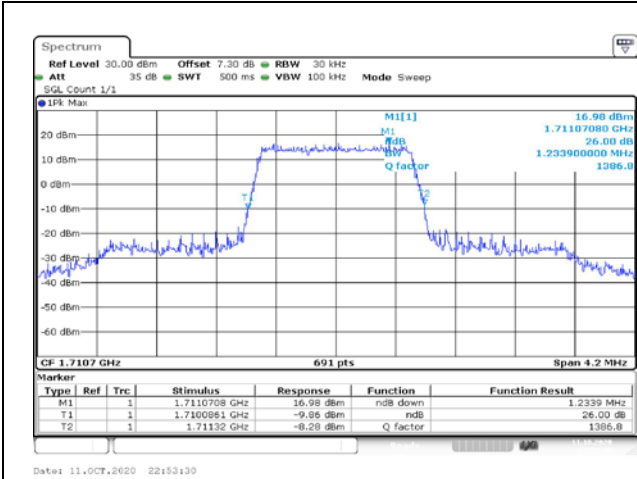


Fig.1

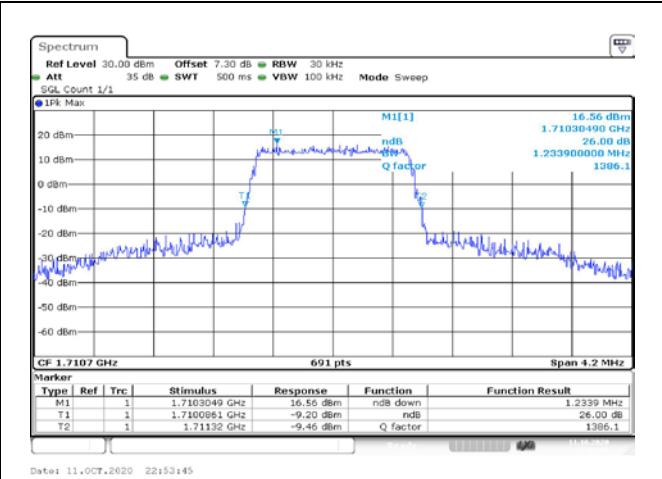


Fig.2

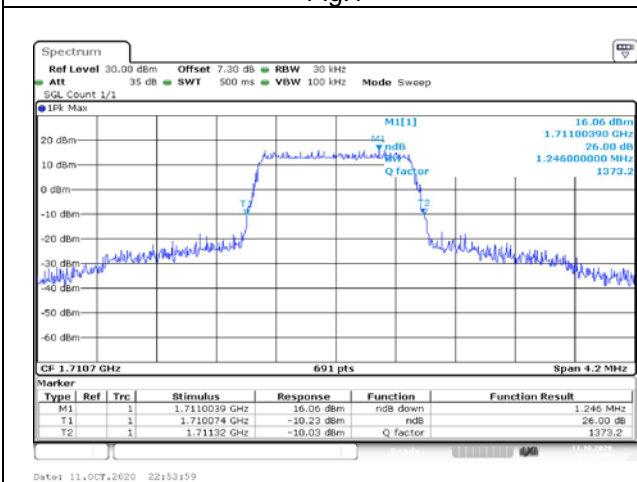


Fig.3

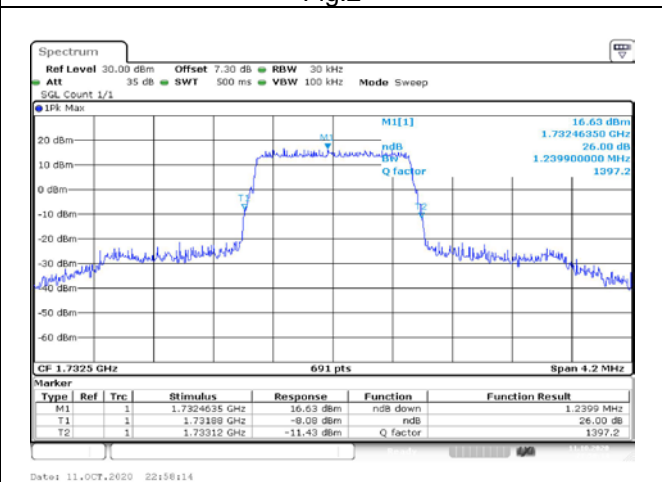


Fig.4

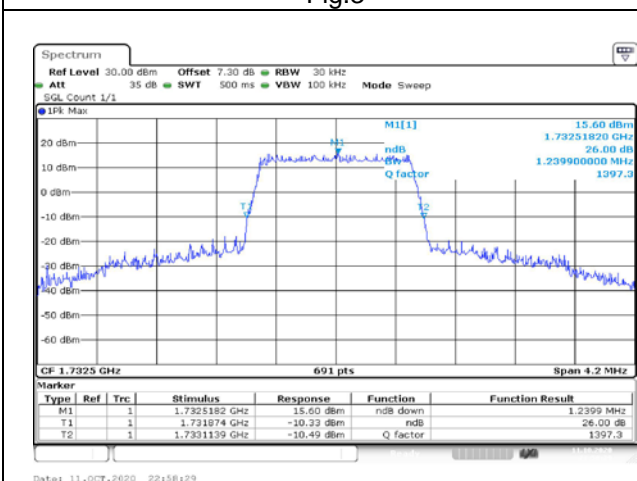


Fig.5

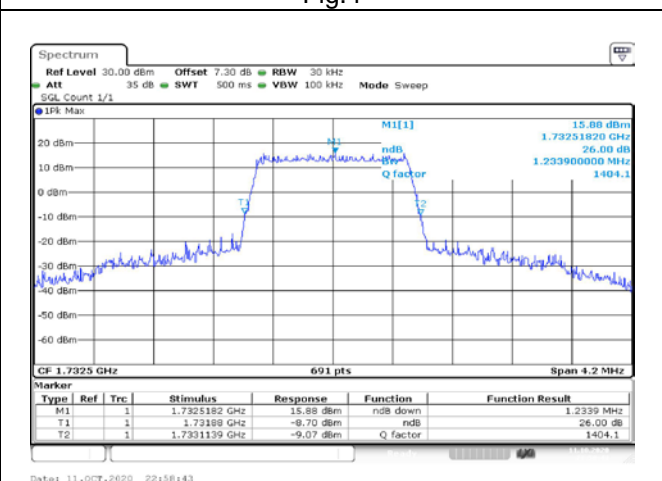


Fig.6

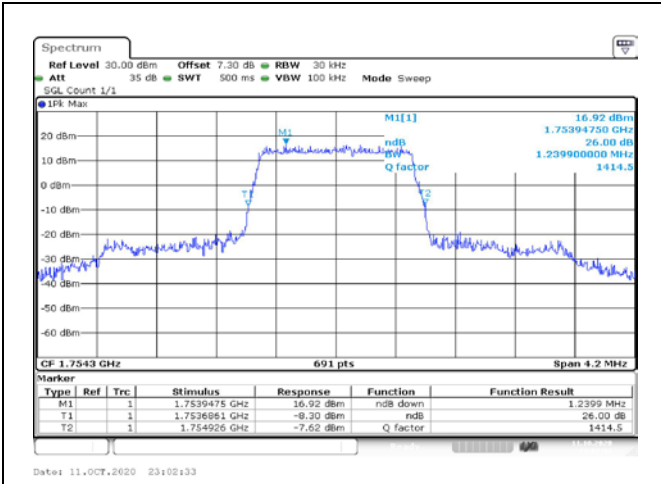


Fig.7

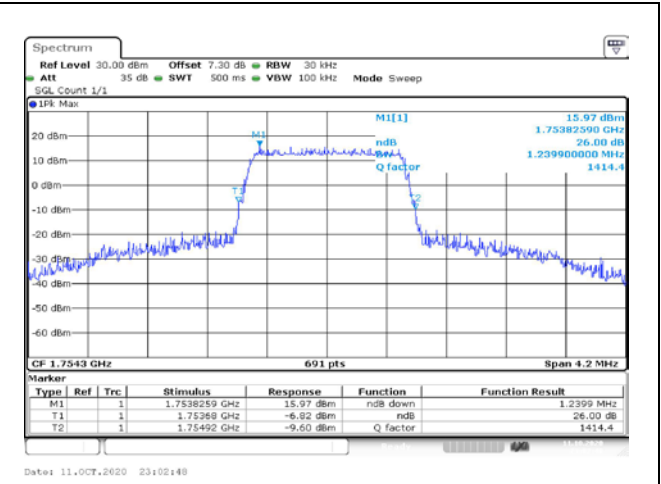


Fig.8

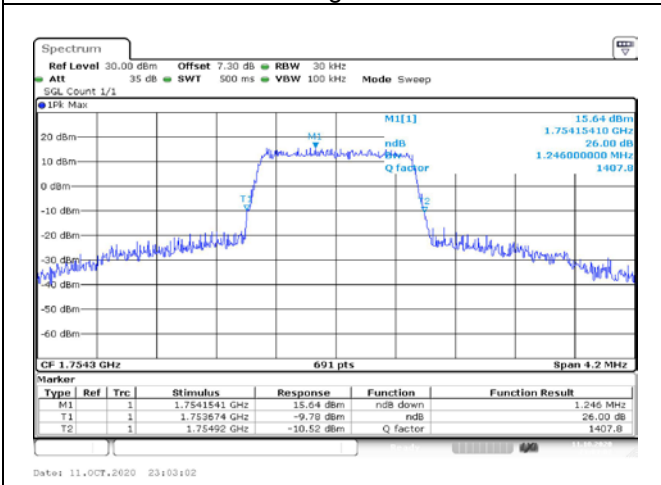


Fig.9

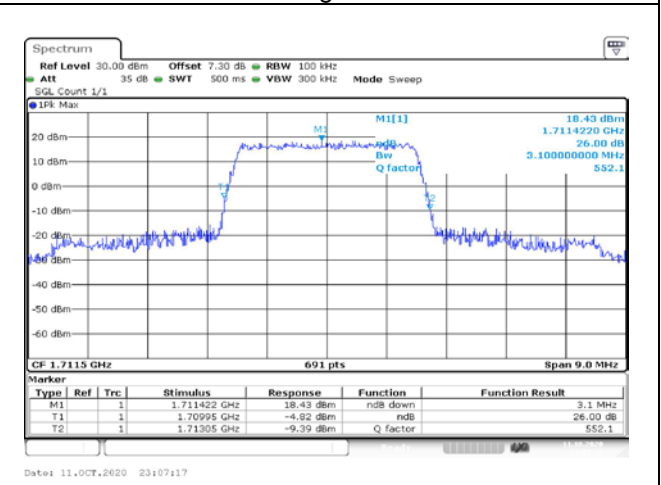


Fig.10

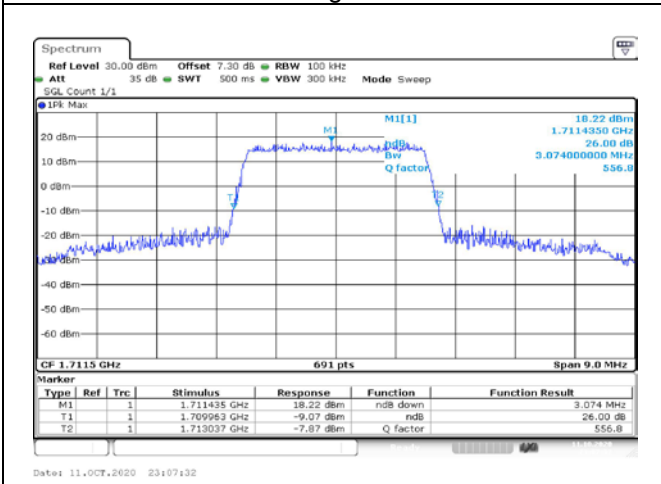


Fig.11

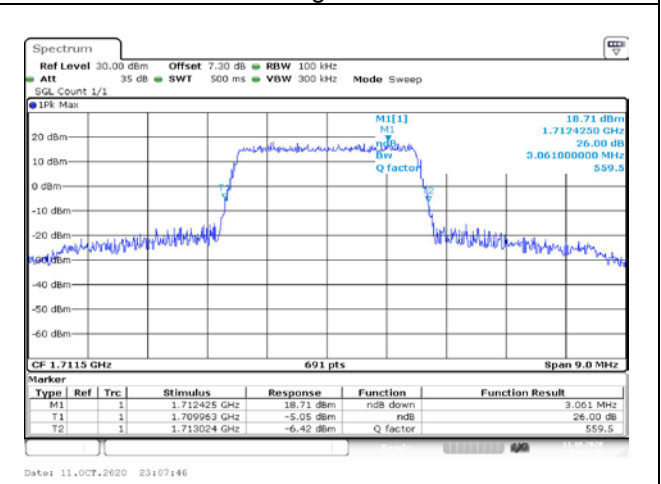


Fig.12

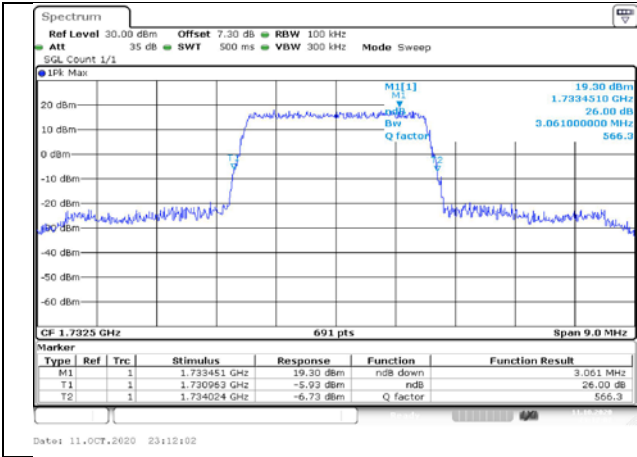


Fig.13

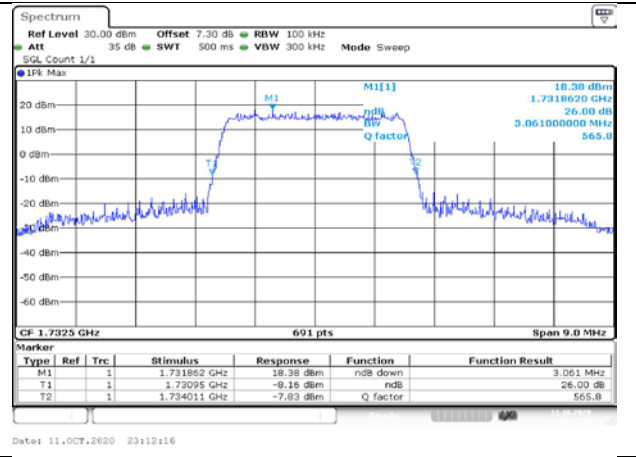


Fig.14

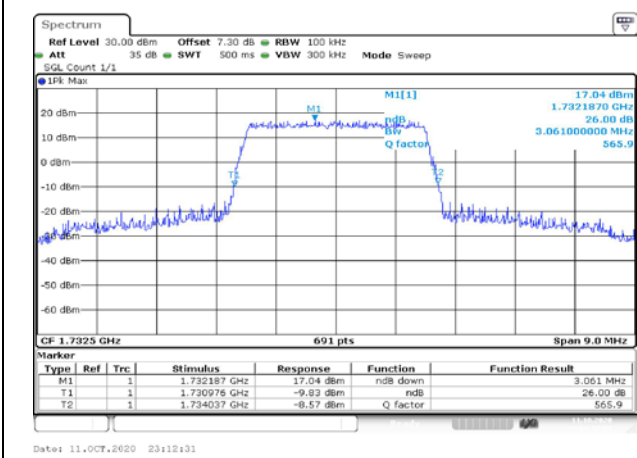


Fig.15

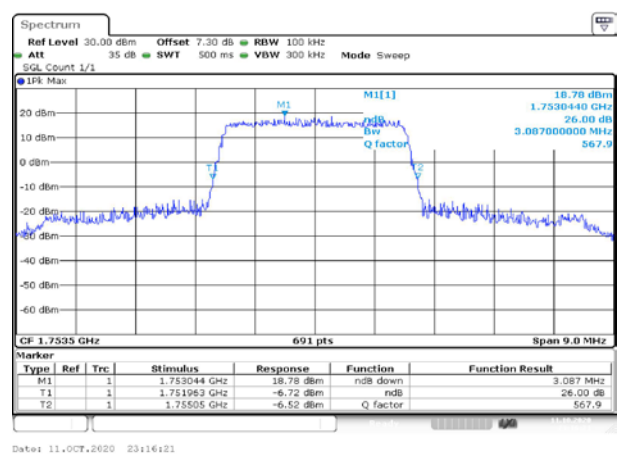


Fig.16

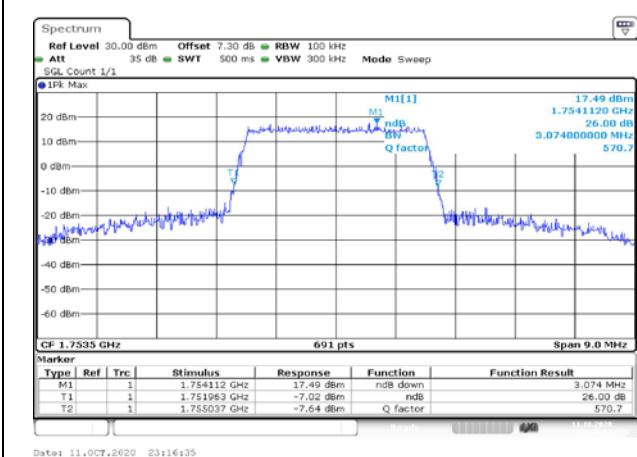


Fig.17

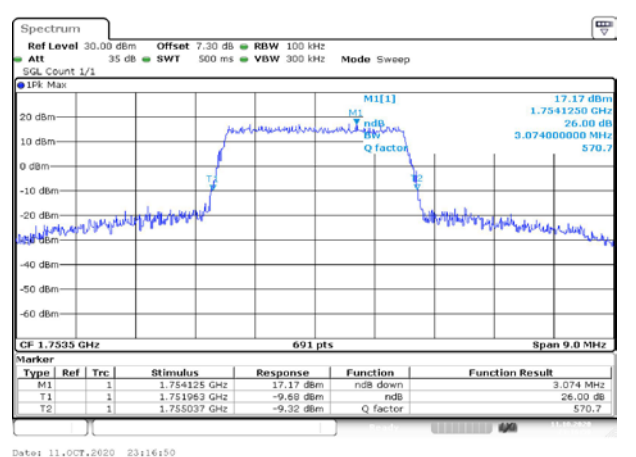


Fig.18

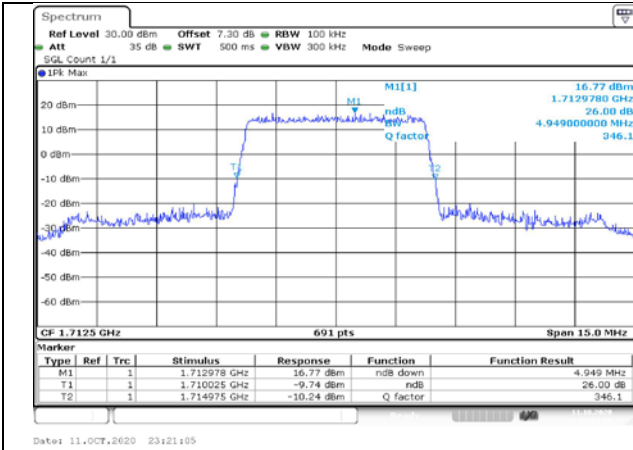


Fig.19

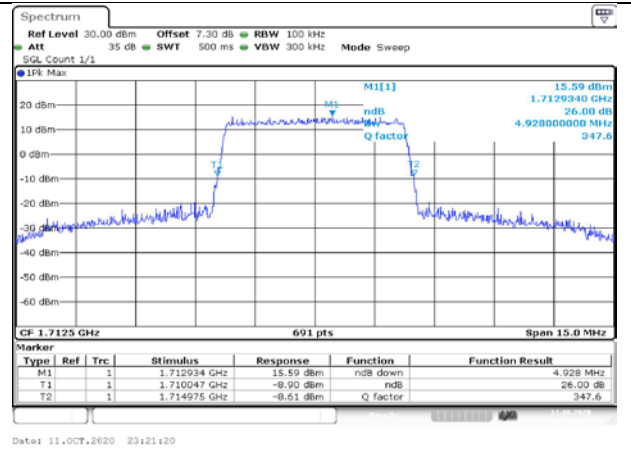


Fig.20

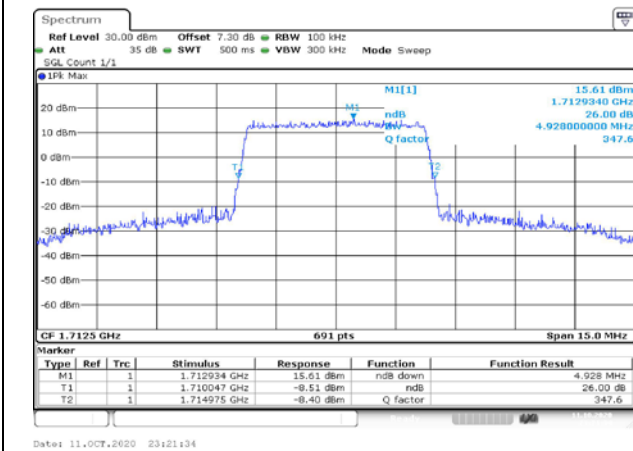


Fig.21

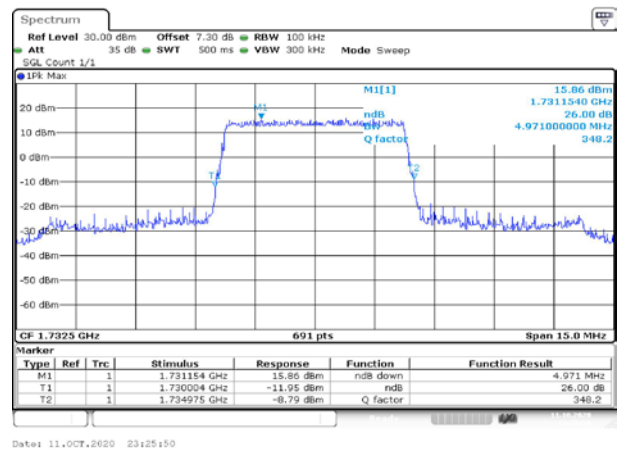


Fig.22

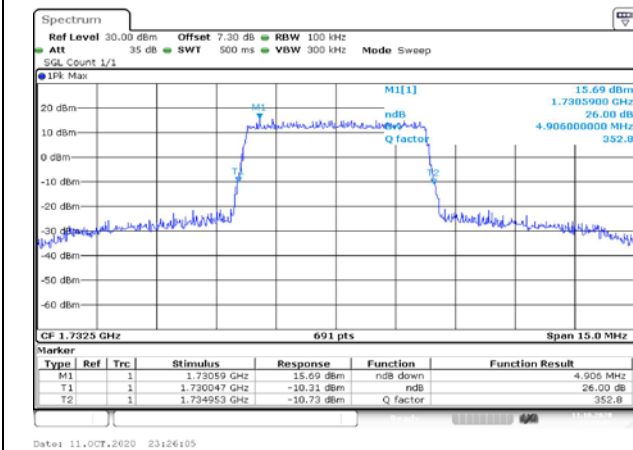


Fig.23

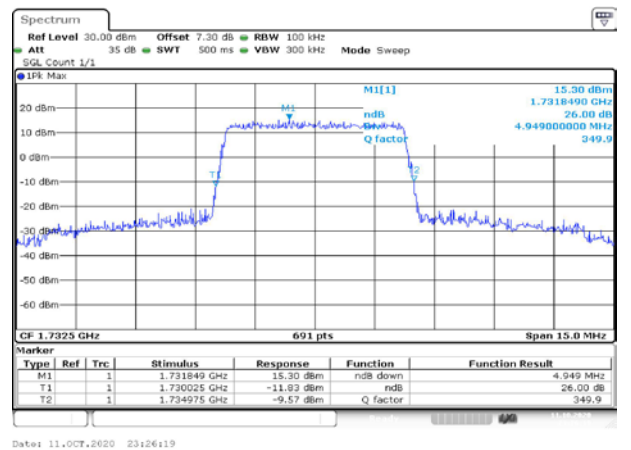


Fig.24

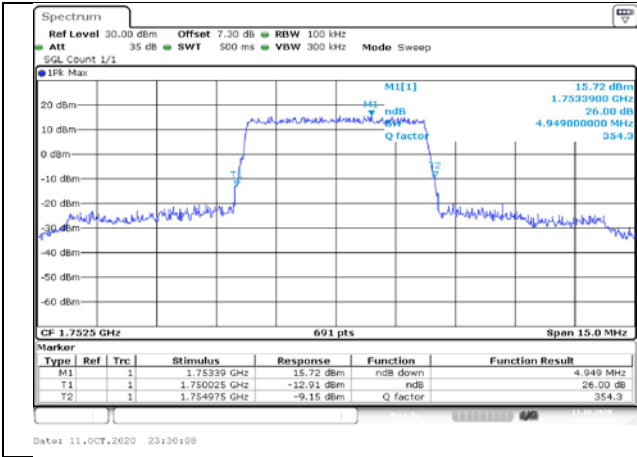


Fig.25

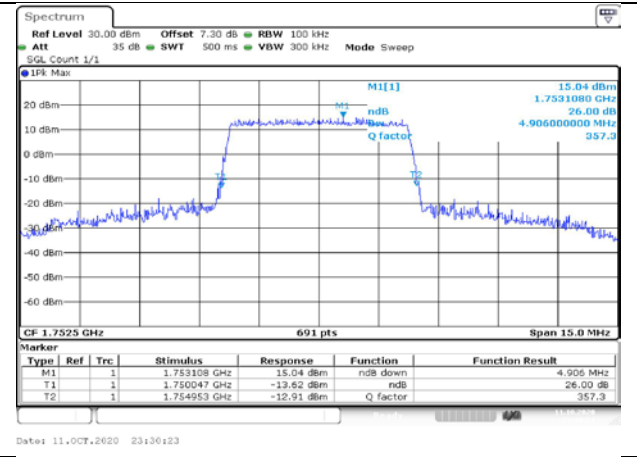


Fig.26

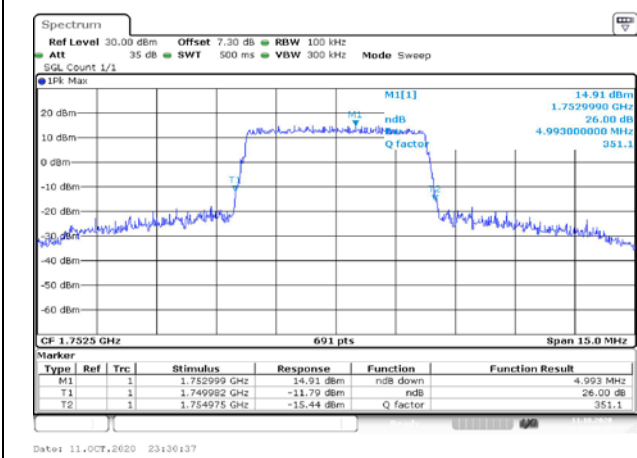


Fig.27

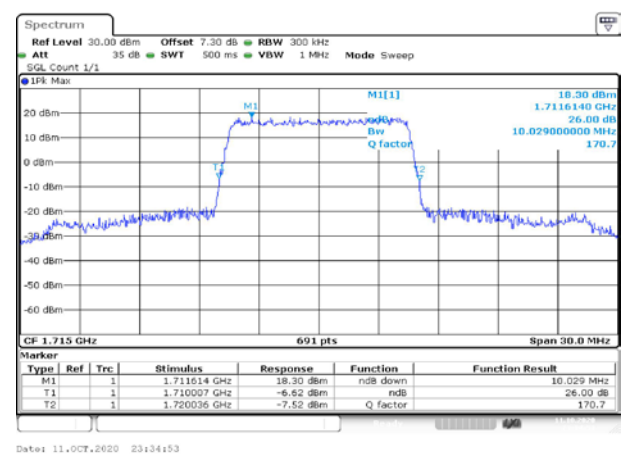


Fig.28

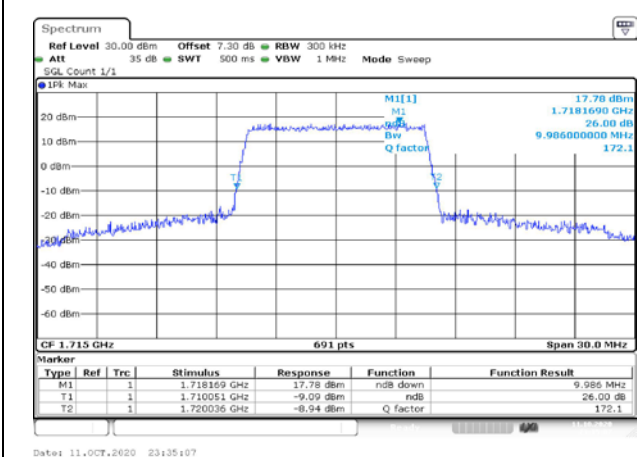


Fig.29

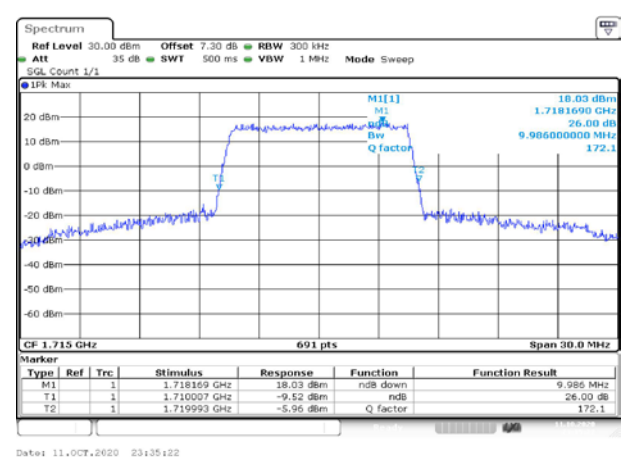


Fig.30