

Appendix D: SAR Test Setup







Photo 1: Measurement System SATIMO	Photo 2: Liquid deep(15cm)
	
Photo 3: Left Cheek	Photo 4: Left Tilt 15°
	
Photo 5: Right Cheek	Photo 6: Right Tilt 15°
	

Photo 7: Face Upward 15mm




Photo 8: Back Upward 15mm



Photo 9: Face Upward 10mm




Photo 10: Back Upward 10mm




Photo 11: Edge A 10mm




Photo 12: Edge B 10mm




Photo 13: Edge C 10mm





Photo 14: Edge D 10mm



EUT Front View



EUT Back View

