

TEST REPORT FOR SAR TESTING

Report No.: SRTC2022-9004(F)-22053101(H)
Product Name: WCDMA/LTE Multi-mode Digital Mobile Phone
Model Name: ZTE 9047
Marketing Name: ZTE Axon 40 SE, ZTE Blade V40s
Applicant: ZTE Corporation
FCC ID: SRQ-ZTE9047

Reference Specification
Part 2.1093
IEEE Std 1528
KDB Procedures

The State Radio_monitoring_center Testing Center (SRTC)

15th Building, No.30 Shixing Street, Shijingshan District, Beijing, P.R.China

Tel: 86-10-57996183 Fax: 86-10-5799638

1	GENERAL INFORMATION.....	3
1.1	Notes of the test report.....	3
1.2	Information about the testing laboratory.....	3
1.3	Applicant's details.....	3
1.4	Manufacturer's details.....	3
2	DESCRIPTION OF THE EQUIPMENT UNDER TEST.....	4
2.1	DUT information.....	4
2.2	Exposure conditions.....	6
2.3	Other information.....	6
3	SPECIFICATION.....	7
4	TEST CONDITIONS.....	8
4.1	Test signal, frequencies and output power.....	8
4.2	SAR measurement set-up.....	8
4.3	Phantoms.....	8
4.4	Tissue stimulants.....	9
4.5	Device holder.....	9
4.6	Scan procedure.....	10
4.7	SAR averaging methods.....	10
5	RESULT SUMMARY.....	11
6	TEST RESULTS.....	14
6.1	Scenario.....	14
6.2	Average conducted power with Tune up tolerance.....	15
7	SAR RESULTS.....	54
7.1	T-issue and System Check.....	54
7.2	SAR Test result.....	56
7.3	Simultaneous Transmission SAR Analysis.....	92
8	MEASUREMENT UNCERTAINTY.....	95
9	TEST EQUIPMENTS.....	100

1 GENERAL INFORMATION

1.1 Notes of the test report

The test report may only be reproduced or published in full. Reproduction or publication of extracts from the report requires the prior written permission of The State Radio_monitoring_center Testing Center (SRTC). The certification and accreditation identifiers used in this report shall not be applicable to the tested or calibrated samples thereof. The manufacturer shall not mark the tested samples or items (or a separate part of the item) with the identifiers of certification and accreditation to mislead relevant parties about the tested samples or items.

1.2 Information about the testing laboratory

Company:	The State Radio_monitoring_center Testing Center (SRTC)
Designation number:	CN1267
Registration number:	239125
Address:	15th Building, No.30 Shixing Street, Shijingshan District, Beijing P.R.China
Contacted person:	Liu Jia
Tel:	+86 10 57996183
Fax:	+86 10 57996388
Email:	liujiaf@srtc.org.cn

1.3 Applicant's details

Company:	ZTE Corporation
Address:	ZTE Plaza, #55 Keji Road South, Hi-Tech, Industrial Park, Nanshan District, Shenzhen, Guangdong, 518057, P.R.China

1.4 Manufacturer's details

Company:	ZTE Corporation
Address:	ZTE Plaza, #55 Keji Road South, Hi-Tech, Industrial Park, Nanshan District, Shenzhen, Guangdong, 518057, P.R.China

2 DESCRIPTION OF THE EQUIPMENT UNDER TEST

2.1 DUT information

Band Information
GSM850
GSM1900
WCDMA Band II
WCDMA Band IV
WCDMA Band V
LTE Band2
LTE Band4
LTE Band5
LTE Band7
LTE Band7C
LTE Band12
LTE Band13
LTE Band17
LTE Band28
LTE Band38
LTE Band66
Bluetooth
Bluetooth Low Energy
WIFI2.4GHz
WIFI5GHz UNII-1
WIFI5GHz UNII-3

Mode supported	Note
GSM_GMSK	NA
GSM_8PSK	NA
WCDMA_RMC Rel.99	NA
WCDMA_HSDPA Rel.5	NA
WCDMA_HSUPA Rel.6	NA
LTE_QPSK	NA
LTE_16QAM	NA
LTE_64QAM	NA
BR/EDR	NA
BLE	NA
802.11b(2.4GHz)	NA
802.11g(2.4GHz)	NA
802.11n HT20(2.4GHz)	NA
802.11n HT40(2.4GHz)	NA
802.11a(5GHz)	NA
802.11n HT20(5GHz)	NA
802.11ac VHT20(5GHz)	NA
802.11n HT40(5GHz)	NA
802.11ac VHT40(5GHz)	NA
802.11ac VHT80(5GHz)	NA

Capability Class:	GPRS Multi-slots :	EGPRS Multi-slots :	NFC
Class B	Class 12(Four Up)	Class 12(Four Up)	Support

2.2 Exposure conditions

General description

Head Configuration: Measurements were made in “cheek” and “tilt” positions on both the left hand and right-hand sides of the phantom. The positions used in the measurements were according to IEEE 1528 "IEEE Recommended Practice for Determining the Peak Spatial-Average Specific Absorption Rate (SAR) in the Human Head from Wireless Communications Devices: Measurement Techniques".

Body Worn Configuration: The device was placed in the SPEAG holder below the flat section of the phantom. The distance between the device and the phantom was kept at the separation distance using a separate flat spacer that was removed before the start of the measurements. And the distance is normally determined according to the actual scene which might be the worst use condition for general exposure. The device’s front and rear were oriented facing the phantom since these orientations give higher results for most regular portable devices.

Hotspot Configuration: Hotspot mode SAR is measured for all edges and surfaces of the device with a transmitting antenna located within 25 mm from that surface or edge; for the data modes, wireless technologies and frequency bands supporting hotspot mode.

Body Configuration: Body SAR is measured for all edges and surfaces of the device or refer to hotspot configuration. (For the device such as tablet and mobile phone etc.)

Limb Configuration: Extremity limb SAR is measured for all edges and surfaces of the device or refer to hotspot configuration.

Body-support Configuration: Body-support device such as laptop is not commonly require SAR test.

DUT Exposure Condition	Distance(mm)
Head	0
Body-worn	10
Hotspot	10

2.3 Other information

Testing Start Date:	2022/6/1
Testing End Date:	2022/6/15
DUT IMEI:	869140060003567 869140060000761
DUT H/W Version:	ZTE 9047HW1.0
DUT S/W Version:	MyOS12.0.0_9047_TEL
Ambient Temperature:	22°C
Humidity:	35%
Note	N/A

3 SPECIFICATION

Specification	Version	Title
Part 2.1093	Latest	Radio frequency radiation exposure evaluation: portable devices.
IEEE Std 1528	2013	IEEE Recommended Practice for Determining the Peak Spatial-Average Specific Absorption Rate (SAR) in the Human Head from Wireless Communications Devices: Measurement Techniques
IEC/IEEE 62209-1528	2020	Measurement procedure for the assessment of specific absorption rate of human exposure to radio frequency fields from hand-held and body-mounted wireless communication devices- Part 1528: Human models, instrumentation, and (Frequency range of 4 MHz to 10 GHz)
KDB 248227 D01	v02r02	SAR GUIDANCE FOR IEEE 802.11 (Wi-Fi) TRANSMITTERS
KDB 447498 D01	v06	General RF Exposure Guidance
KDB 447498 D02	v02r01	SAR MEASUREMENT PROCEDURES FOR USB DONGLE TRANSMITTERS
KDB 643646 D01	v01r03	SAR TEST REDUCTION CONSIDERATIONS FOR OCCUPATIONAL PTT RADIOS
KDB 616217 D04	v01r02	SAR for laptop and tablets
KDB 648474 D04	v01r03	Handset SAR
KDB 865664 D01	v01r04	SAR Measurement from 100 MHz to 6 GHz
KDB 865664 D02	v01r02	RF Exposure Reporting
KDB 941225 D01	v03r01	3G SAR MEASUREMENT PROCEDURES
KDB 941225 D05	v02r05	SAR for LTE Devices
KDB 941225 D06	v02r01	SAR EVALUATION PROCEDURES FOR PORTABLE DEVICES WITH WIRELESS ROUTER CAPABILITIES
KDB 941225 D07	v01r02	SAR EVALUATION PROCEDURES FOR UMPC MINI-TABLET DEVICES

4 TEST CONDITIONS

4.1 Test signal, frequencies and output power

The device was put into operation by using a call tester. Communication between the device and the call tester was established by air link. Non-signaling mode also applied. The device output power was set to maximum power level for all tests; a fully charged battery was used for every test sequence. In all operating bands the measurements were performed on lowest, middle and highest channels.

4.2 SAR measurement set-up


The system is based on a high precision robot (working range greater than 0.9m), which positions the probes with a positional repeatability of better than $\pm 0.02\text{mm}$. Special E- probe have been developed for measurements close to material discontinuity, the sensors of which are directly loaded with a Schottky diode and connected via highly resistive lines (length =300mm) to the data acquisition unit. A cell controller system contains the power supply, robot controller, teaches pendant (Joystick), and remote control, is used to drive the robot motors. The PC consists of the Micron Pentium IV computer with Win7 system and SAR Measurement Software DASY5 Professional, A/D interface card, monitor, mouse, and keyboard. The Stäubli Robot is connected to the cell controller to allow software manipulation of the robot. A data acquisition electronic (DAE) circuit performs the signal amplification, signal multiplexing, AD-conversion, offset measurements, mechanical surface detection, collision detection, etc. is connected to the Electro-optical coupler (EOC). The EOC performs the conversion from the optical into digital electric signal of the DAE and transfers data to the PC plug-in card. The DAE consists of a highly sensitive electrometer-grade preamplifier with auto-zeroing, a channel and gain-switching multiplexer, a fast 16 bit AD-converter and a command decoder and control logic unit. Transmission to the PC-card is accomplished through an optical Downlink for data and status information and an optical uplink for commands and clock lines. The mechanical probe mounting device includes two different sensor systems for frontal and sidewise probe contacts. They are also used for mechanical surface detection and probe collision detection. The robot uses its own controller with a built in VME-bus computer.

4.3 Phantoms

The phantom used for all tests i.e. for both system checks and device testing, was the twin headed "SAM Phantom", manufactured by SPEAG. The phantom conforms to the requirements. System checking was performed using the flat section, whilst Head SAR tests used the left and right head profile sections. Body SAR testing also used the flat section between the head profiles. The SPEAG device holder (see Section 4.6.1) was used to position the device in all tests whilst a tripod was used to position the validation dipoles against the flat section of phantom.

4.4 Tissue simulants

Recommended values for the dielectric parameters of the tissue simulants are given in reference standards. The depth of the tissue simulant was 15.0 ± 0.5 cm measured from the ear reference point during system checking and device measurements. The following tissue simulants were used for test:

Name	Broadband tissue-equivalent liquid
Type	HBBL600-10000V6 Simulating Liquid
Supplier	SPEAG
	
Liquid depth for SAR Measurement	

4.5 Device holder

The device was placed in the device holder (illustrated below) that is supplied by SPEAG as an integral part of the Dasy52 system.



4.6 Scan procedure

First, area scans were used for determination of the field distribution and the approximate location of the local peak SAR values. The SAR distribution is scanned along the inside surface, at least for an area larger than the projection of the handset and antenna. The angle between the probe axis and the surface normal line is recommended but not required to be less than 30°. The SAR distribution is first measured on a 2-D coarse grid. The scan region should cover all areas that are exposed and encompassed by the projection of the handset. There are 15 mm × 15 mm (equal or less than 2GHz), 12 mm × 12 mm (from 2GHz~4GHz) and 10mm x 10mm (from 4GHz~6GHz) measurement grid used when two staggered one-dimensional cubic splines are used to estimate the maximum SAR location.

When the reported 1g-SAR estimated by area scan is less than 1.40 w/kg.

Zoom scan was performed by using the configuration mentioned below or more conservative scan area and step to determine the averaged SAR value. Drift was determined by measuring the same point at the start of the area scan and again at the end of the zoom scan.

Below 3GHz: 32mmX32mmX30mm scan area with 8 mm X8 mm X5 mm steps

2GHz-3GHz: 32mmX32mmX30mm scan area with 8 mm X8 mm X5 mm steps

3GHz-4GHz: 28mmX28mmX28mm scan area with 7 mm X7 mm X4 mm steps

4GHz-5GHz: 25mmX25mmX24mm scan area with 5 mm X5 mm X3 mm steps

5GHz-6GHz: 25mmX25mmX22mm scan area with 5 mm X5 mm X2 mm steps

4.7 SAR averaging methods

The maximum SAR value was averaged over a cube of tissue using interpolation and extrapolation.

The interpolation, extrapolation and maximum search routines within Dasy5 are all based on the modified Quadratic Shepard's method (Robert J. Renka, "Multivariate Interpolation Of Large Sets Of Scattered Data", University of North Texas ACM Transactions on Mathematical Software, vol. 14, no. 2, June 1988, pp. 139-148).

The interpolation scheme combines a least-square fitted function method with a weighted average method. A trivariate 3-D / bivariate 2-D quadratic function is computed for each measurement point and fitted to neighboring points by a least-square method. For the zoom scan, inverse distance weighting is incorporated to fit distant points more accurately. The interpolating function is finally calculated as a weighted average of the quadratics.

In the zoom scan, the interpolation function is used to extrapolate the Peak SAR from the deepest measurement points to the inner surface of the phantom.




5 RESULT SUMMARY

The maximum reported SAR values for all exposure conditions supported are given as following. The device meet the compliance.

Licensed Band Standalone Transmission Summary(SISO1)				
Exposure Position	Frequency Band	SAR Result(W/kg)	Limit(W/kg)	Verdict
Head	GSM850	0.21	1.60	Pass
	GSM1900	0.16	1.60	Pass
	WCDMA Band II	0.27	1.60	Pass
	WCDMA Band IV	0.27	1.60	Pass
	WCDMA Band V	0.21	1.60	Pass
	LTE Band2	0.30	1.60	Pass
	LTE Band4	0.25	1.60	Pass
	LTE Band5	0.20	1.60	Pass
	LTE Band7	0.79	1.60	Pass
	LTE Band7C	0.80	1.60	Pass
	LTE Band12	0.01	1.60	Pass
	LTE Band13	0.16	1.60	Pass
	LTE Band17	0.01	1.60	Pass
	LTE Band28	0.08	1.60	Pass
LTE Band38	0.91	1.60	Pass	
LTE Band66	0.28	1.60	Pass	
Body-Worn	GSM850	0.40	1.60	Pass
	GSM1900	0.44	1.60	Pass
	WCDMA Band II	0.79	1.60	Pass
	WCDMA Band IV	1.09	1.60	Pass
	WCDMA Band V	0.40	1.60	Pass
	LTE Band2	0.73	1.60	Pass
	LTE Band4	1.06	1.60	Pass
	LTE Band5	0.37	1.60	Pass
	LTE Band7	0.72	1.60	Pass
	LTE Band7C	0.99	1.60	Pass
	LTE Band12	0.07	1.60	Pass
	LTE Band13	0.31	1.60	Pass
	LTE Band17	0.05	1.60	Pass
	LTE Band28	0.17	1.60	Pass
LTE Band38	0.34	1.60	Pass	
LTE Band66	0.94	1.60	Pass	
Hotspot	GSM850	0.53	1.60	Pass
	GSM1900	0.51	1.60	Pass
	WCDMA Band II	0.79	1.60	Pass
	WCDMA Band IV	1.09	1.60	Pass
	WCDMA Band V	0.40	1.60	Pass
	LTE Band2	0.76	1.60	Pass
	LTE Band4	1.09	1.60	Pass
	LTE Band5	0.37	1.60	Pass
	LTE Band7	1.09	1.60	Pass
	LTE Band7C	1.18	1.60	Pass
	LTE Band12	0.15	1.60	Pass
	LTE Band13	0.40	1.60	Pass
	LTE Band17	0.14	1.60	Pass
	LTE Band28	0.27	1.60	Pass
LTE Band38	0.48	1.60	Pass	
LTE Band66	1.00	1.60	Pass	

Unlicensed Band Standalone Transmission Summary(SISO1)				
Exposure Position	Frequency Band	SAR Result(W/kg)	Limit(W/kg)	Verdict
Head	BT/BLE	0.07	1.60	Pass
	WLAN2.4GHz	0.97	1.60	Pass
	WLAN5GHz UNII-1	1.26	1.60	Pass
	WLAN5GHz UNII-3	1.14	1.60	Pass
Body-Worn	BT/BLE	0.01	1.60	Pass
	WLAN2.4GHz	0.31	1.60	Pass
	WLAN5GHz UNII-1	0.29	1.60	Pass
	WLAN5GHz UNII-3	0.38	1.60	Pass
Hotspot	BT/BLE	0.01	1.60	Pass
	WLAN2.4GHz	0.31	1.60	Pass
	WLAN5GHz UNII-1	0.44	1.60	Pass
	WLAN5GHz UNII-3	0.66	1.60	Pass

Simultaneous Transmission Summary				
Exposure Position	Mode	Highest SAR Result(W/kg)	Limit(W/kg)	Verdict
Head	LTE Band2+WLAN5GHz SISO1	1.49	1.60	Pass
Body-Worn	WCDMA Band IV+WLAN2.4GHz SISO1	1.40	1.60	Pass
Hotspot	WCDMA Band IV+WLAN2.4GHz SISO1	1.40	1.60	Pass

<p>This Test Report Is Approved by:</p> <p>Mr. Peng Zhen </p>	<p>Review by:</p> <p>Mr. Li Bin </p>
<p>Tested and issued by:</p> <p>Ms. Li Jin </p>	<p>Approved date:</p> <p>2022/6/17</p>

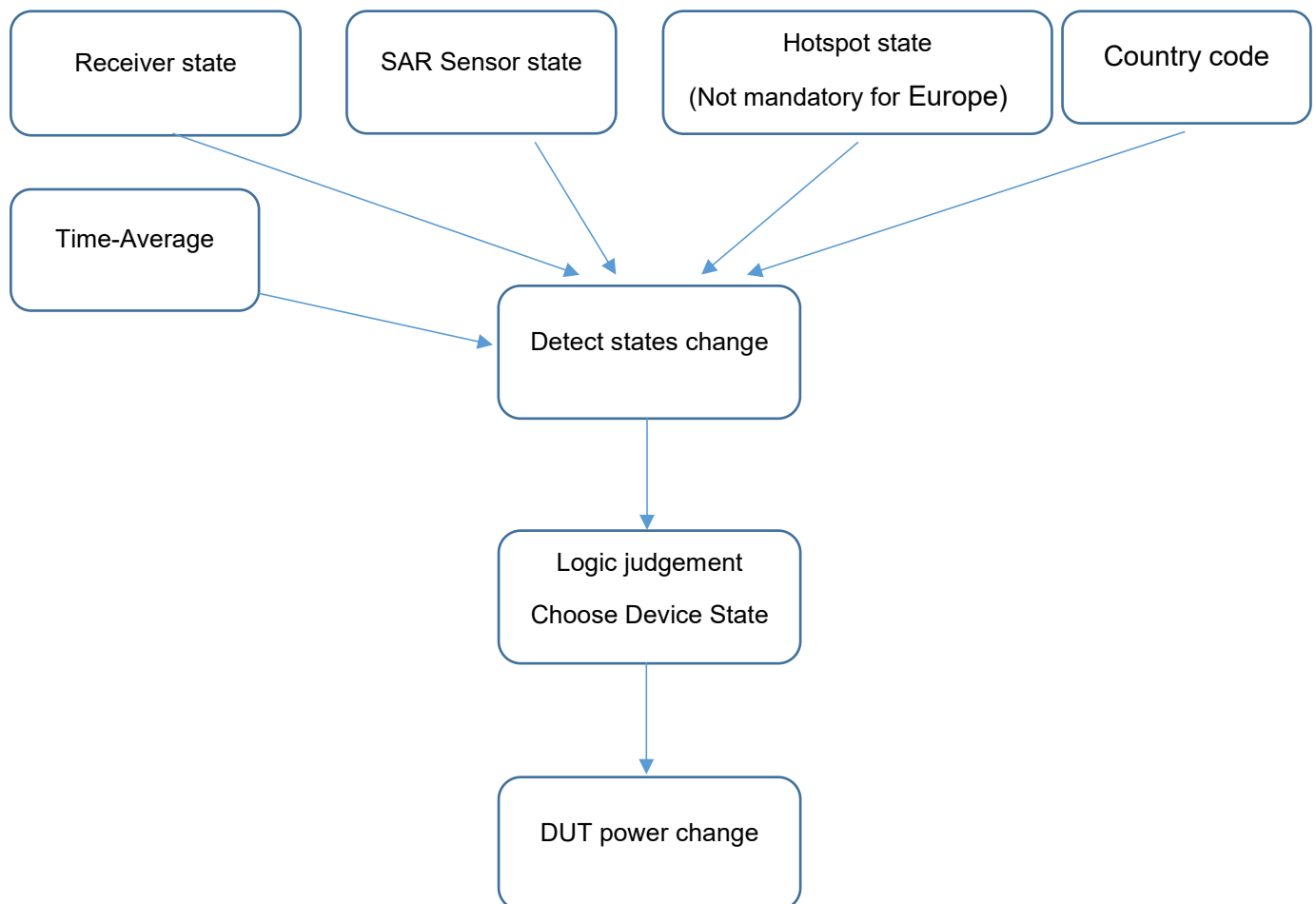
6 TEST RESULTS

6.1 Scenario

General description:

In common, there are several power change schemes based on technologies mentioned below, but different product use different method to change conducted power for relevant transmitters. These methods could be used together on both standalone and simultaneous transmission (Depends on specific scenario)

Receiver:	Triggered when receive ON/OFF
P-sensor:	Triggered when sensor ON/OFF
Hotspot:	Triggered when hotspot ON/OFF
Country code:	Triggered through MCC/A-GNSS
TA:	Time average SAR based on Qualcomm



DUT Power change scheme	Scenario	Note
Receiver	Head	Receiver ON with reduce power

6.2 Average conducted power with Tune up tolerance

6.2.1 GSM

General description:

GPRS Coding Scheme	Bit Rate (kbit/s/slot)	Modulation	Code Rate	
CS-1	8.0	GMSK	1/2	
CS-2	12.0	GMSK	≈2/3	
CS-3	14.4	GMSK	≈3/4	
CS-4	20.0	GMSK	1	
EDGE Modulation and Coding Scheme (MCS)	Bit Rate (kbit/s/slot)	Modulation	Data Code Rate	Header Code Rate
MCS-1	8.8	GMSK	≈0.53	≈0.53
MCS-2	11.2	GMSK	≈0.66	≈0.53
MCS-3	14.8	GMSK	≈0.85	≈0.53
MCS-4	17.6	GMSK	1	≈0.53
MCS-5	22.4	8PSK	≈0.37	1/3
MCS-6	29.6	8PSK	≈0.49	1/3
MCS-7	44.8	8PSK	≈0.76	≈0.39
MCS-8	57.05	8PSK	≈0.92	≈0.39
MCS-9	61.85	8PSK	1	≈0.39

Division Factors:

To average the power, the division factor is as follows:

1TX-slot (1uplink) = 1 transmit time slot out of 8 time slots=> conducted power divided by (8/1) => -9.03dB

2TX-slots(2uplink) = 2 transmit time slots out of 8 time slots=> conducted power divided by (8/2) => -6.02dB

3TX-slots (3uplink) = 3 transmit time slots out of 8 time slots=> conducted power divided by (8/3) => -4.26dB

4TX-slots (4uplink) = 4 transmit time slots out of 8 time slots=> conducted power divided by (8/4) => -3.01dB

Note: GSM SAR was tested under the mode with maximum frame average power.

Licensed SISO1

Full Power

GSM850

TX Mode	TX slot	Burst Power (dBm)			Tuneup Tolerance (dBm)	Frame power(dBm)			Tuneup Tolerance (dBm)
		Frequency/Channel				Frequency/Channel			
		880.2	897.4	914.8		880.2	897.4	914.8	
		975	37	124		975	37	124	
GSM	1 slot	33.28	33.25	33.30	33.50	24.25	24.22	24.27	24.50
GPRS (GMSK)	1 slot	33.12	33.11	33.14	33.50	24.09	24.08	24.11	24.50
	2 slots	31.13	31.10	31.04	31.50	25.11	25.08	25.02	25.50
	3 slots	29.48	29.42	29.36	29.50	25.22	25.16	25.10	25.50
	4 slots	27.52	27.49	27.38	28.00	24.51	24.48	24.37	25.00
EGPRS (8PSK)	1 slot	26.21	25.87	26.40	26.50	17.18	16.84	17.37	17.50
	2 slots	24.94	25.53	24.94	26.00	18.92	19.51	18.92	20.00
	3 slots	22.66	22.43	21.95	23.00	18.40	18.17	17.69	18.50
	4 slots	20.59	20.51	20.41	21.00	17.58	17.50	17.40	18.00

GSM1900

TX Mode	TX slot	Burst Power (dBm)			Tuneup Tolerance (dBm)	Frame power(dBm)			Tuneup Tolerance (dBm)
		Frequency/Channel				Frequency/Channel			
		1710.2	1747.4	1784.8		1710.2	1747.4	1784.8	
		512	698	885		512	698	885	
GSM	1 slot	30.11	30.17	30.12	30.50	21.08	21.14	21.09	21.50
GPRS (GMSK)	1 slot	30.05	30.16	30.10	30.50	21.02	21.13	21.07	21.50
	2 slots	27.83	27.88	27.89	28.00	21.81	21.86	21.87	22.00
	3 slots	26.30	26.34	26.37	26.50	22.04	22.08	22.11	22.50
	4 slots	24.38	24.42	24.43	24.50	21.37	21.41	21.42	21.50
EGPRS (8PSK)	1 slot	26.16	25.73	26.20	26.50	17.13	16.70	17.17	17.50
	2 slots	24.53	24.26	24.47	25.00	18.51	18.24	18.45	19.00
	3 slots	22.65	22.29	22.44	23.00	18.39	18.03	18.18	18.50
	4 slots	20.55	20.36	20.52	21.00	17.54	17.35	17.51	18.00

6.2.2 WCDMA

General description:

Release 99

The following tests were completed according to the test requirements outlined in 3GPP TS34.121-1 specification.

Mode	Subtest	Rel99
WCDMA General Settings	Loopback Mode	Test Mode 1
	RMC mode AMR mode	12.2kbps RMC 12.2kbps RMC in 3.4 kbps SRB
	Power Control Algorithm	Algorithm2
	β_c/β_d	8/15

Release 5

The following 4 Sub-tests were completed according to Release 5 procedures in 3GPP TS34.121.

Sub-test	β_c	β_d	β_d (SF)	β_c/β_d	$\beta_{hs}^{(1)}$	CM(dB) ⁽²⁾
1	2/15	15/15	64	2/15	4/15	0.0
2	12/15 ⁽³⁾	15/15 ⁽³⁾	64	12/15 ⁽³⁾	24/15	1.0
3	15/15	8/15	64	15/18	30/15	1.5
4	15/15	4/15	64	15/4	30/15	1.5

Note1: Δ_{ACK} , Δ_{NACK} and $\Delta_{CQI} = 8 \Leftrightarrow A_{hs} = \beta_{hs}/\beta_c = 30/15 \Leftrightarrow \beta_{hs} = 30/15 * \beta_c$.

Note2: CM=1 for $\beta_c/\beta_d = 12/15$, $\beta_{hs}/\beta_c = 24/15$.

Note3: For subtest 2 the β_c/β_d ratio of 12/15 for the TFC during the measurement period(TF1,TF0) is achieved by setting the signaled gain factors for the reference TFC(TF1,TF1) to $\beta_c = 11/15$ and $\beta_d = 15/15$.

Release 6

The following 5 Sub-tests were completed according to Release 6 procedures in 3GPP TS34.121.

Sub-test	β_c	β_d	β_d (SF)	β_c/β_d	$\beta_{hs}^{(1)}$	β_{ec}	β_{ed}	β_{ed} (SF)	β_{ed} (codes)	CM (²) (dB)	MP R (dB)	AG ⁽⁴⁾ Index	E-TFCI
1	11/15 ⁽³⁾	15/15 ⁽³⁾	64	11/15 ⁽³⁾	22/15	209/225	1039/225	4	1	1.0	2.0	20	75
2	6/15	15/15	64	6/15	12/15	12/15	94/75	4	1	3.0	2.0	12	67
3	15/15	9/15	64	15/9	30/15	30/15	$\beta_{ed1}:47/15$ $\beta_{ed2}:47/15$	4	2	2.0	2.0	15	92
4	2/15	15/15	64	2/15	4/15	2/15	56/75	4	1	3.0	2.0	17	71
5	15/15 ⁽⁴⁾	15/15 ⁽⁴⁾	64	15/15 ⁽⁴⁾	30/15	24/15	134/15	4	1	1.0	2.0	21	81

Note1: Δ_{ACK} , Δ_{NACK} and $\Delta_{CQI} = 8 \Leftrightarrow A_{hs} = \beta_{hs}/\beta_c = 30/15 \Leftrightarrow \beta_{hs} = 30/15 * \beta_c$.

Note2: CM=1 for $\beta_c/\beta_d = 12/15, \beta_{hs}/\beta_c = 24/15$. For all other combinations of DPDCH, DPCCH, HS-DPCCH, E-DPDCH and E-DPCCH the MPR is based on the relative CM difference.

Note3: For subtest 1 the β_c/β_d ratio of 11/15 for the TFC during the measurement period(TF1,TF0) is achieved by setting the signaled gain factors for the reference TFC(TF1,TF1) to $\beta_c=10/15$ and $\beta_d=15/15$.

Note4: For subtest 5 the β_c/β_d ratio of 15/15 for the TFC during the measurement period(TF1,TF0) is achieved by setting the signaled gain factors for the reference TFC(TF1,TF1) to $\beta_c=14/15$ and $\beta_d=15/15$.

NOTE5: Testing UE using E-DPDCH Physical layer category 1 Sub-test 3 is not required according to TS 25.306 Table 5.1g.

NOTE6: β_{ed} can not be set directly; it is set by Absolute Grant Value.

Release 7

The following 1 Sub-test was completed according to Release 7 procedures in section 5.2 of 3GPP TS34.121.

Table C.11.1.4: β values for transmitter characteristics tests with HS-DPCCH and E-DCH with 16QAM

Sub-test	β_c (Note3)	β_d	β_{HS} (Note1)	β_{ec}	β_{ed} (2xSF2) (Note 4)	β_{ed} (2xSF4) (Note 4)	CM (dB) (Note 2)	MPR (dB) (Note 2)	AG Index (Note 4)	E-TFCI (Note 5)	E-TFCI (boost)
1	1	0	30/15	30/15	$\beta_{ed1}: 30/15$ $\beta_{ed2}: 30/15$	$\beta_{ed3}: 24/15$ $\beta_{ed4}: 24/15$	3.5	2.5	14	105	105

Note 1: Δ_{ACK} , Δ_{NACK} and $\Delta_{CQI} = 30/15$ with $\beta_{hs} = 30/15 * \beta_c$.

Note 2: CM = 3.5 and the MPR is based on the relative CM difference, MPR = MAX(CM-1,0).

Note 3: DPDCH is not configured, therefore the β_c is set to 1 and $\beta_d = 0$ by default.

Note 4: β_{ed} can not be set directly; it is set by Absolute Grant Value.

Note 5: All the sub-tests require the UE to transmit 2SF2+2SF4 16QAM EDCH and they apply for UE using E-DPDCH category 7. E-DCH TTI is set to 2ms TTI and E-DCH table index = 2. To support these E-DCH configurations DPDCH is not allocated. The UE is signalled to use the extrapolation algorithm.

Release 8

Table E.5.0: Levels for HSDPA connection setup

Parameter During Connection setup	Unit	Value
P-CPICH_Ec/lor	dB	-10
P-CCPCH and SCH_Ec/lor	dB	-12
PICH_Ec/lor	dB	-15
HS-PDSCH	dB	off
HS-SCCH_1	dB	off
DPCH_Ec/lor	dB	-5
OCNS_Ec/lor	dB	-3.1

Table C.8.1.12: Fixed Reference Channel H-Set 12

Parameter	Unit	Value
Nominal Avg. Inf. Bit Rate	kbps	60
Inter-TTI Distance	TTI's	1
Number of HARQ Processes	Processes	6
Information Bit Payload (N_{inf})	Bits	120
Number Code Blocks	Blocks	1
Binary Channel Bits Per TTI	Bits	960
Total Available SML's in UE	SML's	19200
Number of SML's per HARQ Proc.	SML's	3200
Coding Rate		0.15
Number of Physical Channel Codes	Codes	1
Modulation		QPSK
Note 1: The RMC is intended to be used for DC-HSDPA mode and both cells shall transmit with identical parameters as listed in the table. Note 2: Maximum number of transmission is limited to 1, i.e., retransmission is not allowed. The redundancy and constellation version 0 shall be used.		

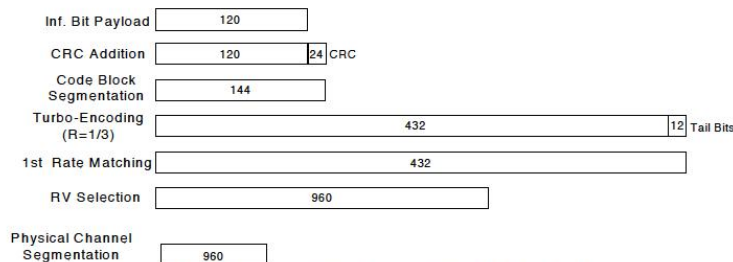


Figure C.8.19: Coding rate for Fixed reference Channel H-Set 12 (QPSK)

The following 4 Sub-tests for HSDPA were completed according to Release 8 procedures in 3GPP TS34.121.

Sub-test	β_c	β_d	β_d (SF)	β_c/β_d	$\beta_{hs}^{(1)}$	CM(dB) ⁽²⁾
1	2/15	15/15	64	2/15	4/15	0.0
2	12/15 ⁽³⁾	15/15 ⁽³⁾	64	12/15 ⁽³⁾	24/15	1.0
3	15/15	8/15	64	15/18	30/15	1.5
4	15/15	4/15	64	15/4	30/15	1.5

Note1: Δ_{ACK} , Δ_{NACK} and $\Delta_{CQI} = 8 \Leftrightarrow A_{hs} = \beta_{hs}/\beta_c = 30/15 \Leftrightarrow \beta_{hs} = 30/15 * \beta_c$.

Note2: CM=1 for $\beta_c/\beta_d = 12/15$, $\beta_{hs}/\beta_c = 24/15$.

Note3: For subtest 2 the β_c/β_d ratio of 12/15 for the TFC during the measurement period(TF1,TF0) is achieved by setting the signaled gain factors for the reference TFC(TF1,TF1) to $\beta_c = 11/15$ and $\beta_d = 15/15$.

Release 9

The clause (UE Maximum Output Power for DC-HSUPA) is **incomplete** in 3GPP TS34.121 so far.

Parameter	Unit	Cell 1
Cell type		Serving cell
UTRA RF Channel Number		As defined in clause 5.2BB.4.1
Qqualmin	dB	-24
Qrxlevmin	dBm	-115
UE_TXPWR_MAX_RACH	dBm	+21
I_{or} (see notes 1 and 2)	dBm/3.84 MHz	-86
NOTE 1: The power level is specified in terms of I_{or} instead of CPICH_RSCP because RSCP is a receiver measurement, whereas the SS can only set I_{or} .		
NOTE 2: The cell fulfils TS 25.304, clause 5.2.3.1.2.		

Note: UMTS SAR was tested under Rel.99 RMC 12.2kbps mode. For other higher release configuration, SAR was not required.

Licensed SISO1.

Full Power

band II

Mode		RF Output Power(dBm)			Tuneup Tolerance (dBm)
		937	1113	1288	
		1807.4	1842.6	1877.6	
Release 99	RMC, 12.2kbps	23.64	23.87	23.80	24
HSDPA	Subtest1	22.48	22.67	22.89	23
	Subtest2	22.77	22.88	22.95	23
	Subtest3	22.26	22.50	22.47	22.5
	Subtest4	22.24	22.42	22.48	22.5
HSUPA	Subtest1	22.65	22.69	22.63	23
	Subtest2	20.53	21.06	20.78	21.5
	Subtest3	21.66	21.70	21.85	22
	Subtest4	20.54	21.00	20.74	21
	Subtest5	22.48	22.95	22.80	23

band IV

Mode		RF Output Power(dBm)			Tuneup Tolerance (dBm)
		4132	4183	4233	
		826.4	836.6	846.6	
Release 99	RMC, 12.2kbps	23.46	23.49	23.19	23.5
HSDPA	Subtest1	22.54	22.63	22.04	23
	Subtest2	22.37	22.61	22.08	23
	Subtest3	22.14	21.89	21.76	22.5
	Subtest4	22.09	21.89	21.54	22.5
HSUPA	Subtest1	22.53	22.43	22.35	23
	Subtest2	20.59	20.53	20.35	21
	Subtest3	21.45	21.50	21.17	21.5
	Subtest4	20.36	20.53	20.22	21
	Subtest5	22.50	22.55	22.22	23

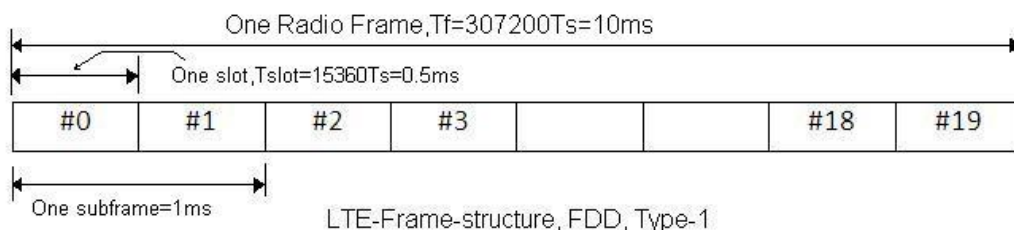
band V

Mode		RF Output Power(dBm)			Tuneup Tolerance (dBm)
		2712	2788	2863	
		882.4	897.6	912.6	
Release 99	RMC, 12.2kbps	23.85	23.81	23.60	24
HSDPA	Subtest1	22.97	22.96	22.41	23
	Subtest2	22.70	22.95	22.72	23
	Subtest3	22.18	22.20	22.25	22.5
	Subtest4	22.38	22.11	22.08	22.5
HSUPA	Subtest1	22.82	22.71	22.51	23
	Subtest2	20.80	20.64	20.45	21
	Subtest3	21.80	21.80	21.69	22
	Subtest4	20.88	20.66	20.53	21
	Subtest5	23.04	22.97	22.43	23.5

6.2.3 LTE

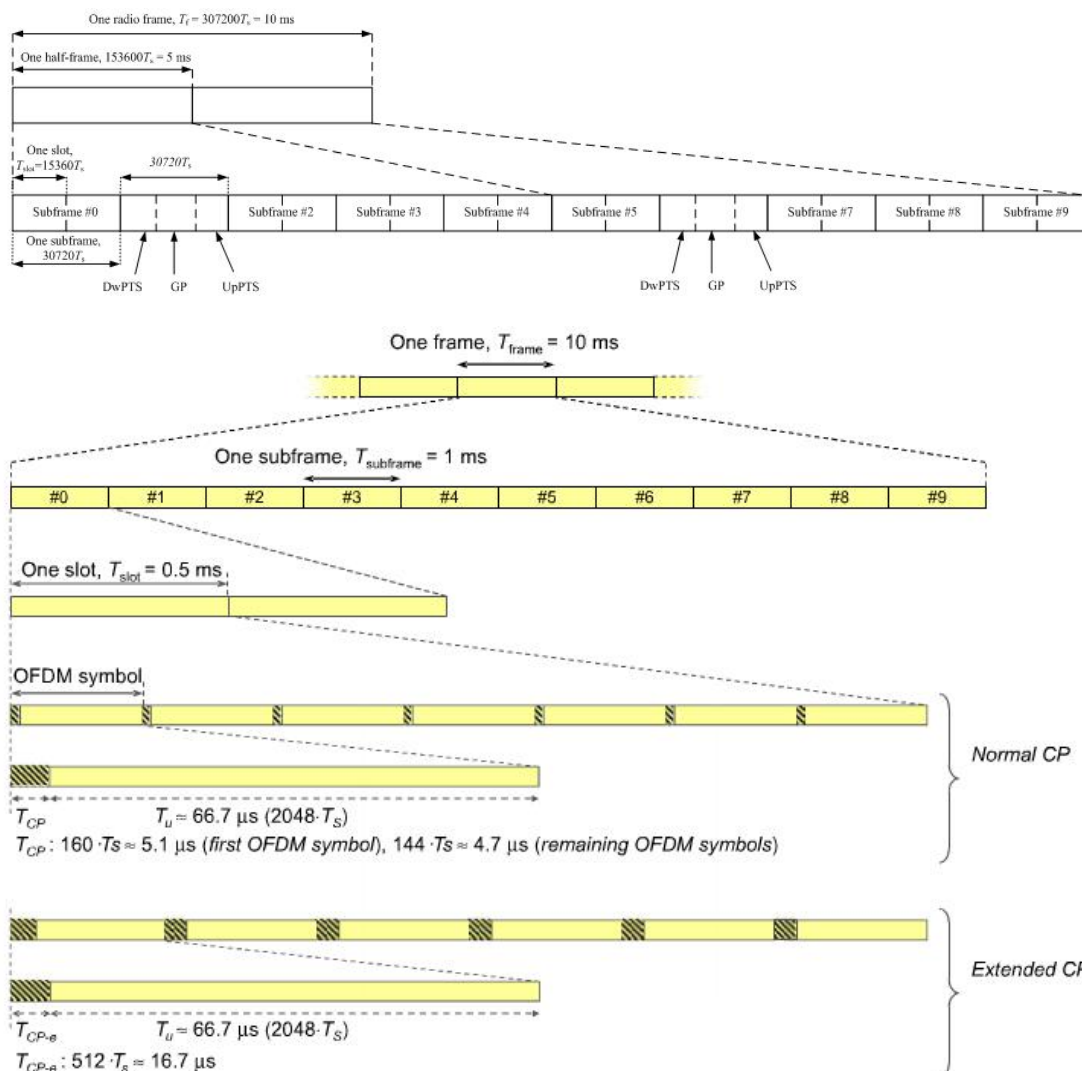
General description:

FDD-LTE frame structure



Type 1 is used as LTE FDD frame structure. As shown in the figure above, an LTE TDD frame is made of total 20 slots, each of 0.5ms. Two consecutive time slots will form one subframe. 10 such subframes form one radio frame. One subframe duration is about 1 ms. and the duty cycle is inherent as 100%.

TDD-LTE frame structure



Uplink-downlink configuration

Uplink-downlink configuration	Downlink-to-Uplink Switch-point periodicity	Subframe number									
		0	1	2	3	4	5	6	7	8	9
0	5 ms	D	S	U	U	U	D	S	U	U	U
1	5 ms	D	S	U	U	D	D	S	U	U	D
2	5 ms	D	S	U	D	D	D	S	U	D	D
3	10 ms	D	S	U	U	U	D	D	D	D	D
4	10 ms	D	S	U	U	D	D	D	D	D	D
5	10 ms	D	S	U	D	D	D	D	D	D	D
6	5 ms	D	S	U	U	U	D	S	U	U	D

Special sub-frame configuration

Special subframe configuration	Normal cyclic prefix in downlink			Extended cyclic prefix in downlink		
	DwPTS	UpPTS		DwPTS	UpPTS	
		Normal cyclic prefix in uplink	Extended cyclic prefix in uplink		Normal cyclic prefix in uplink	Extended cyclic prefix in uplink
0	$6592 \cdot T_s$	$2192 \cdot T_s$	$2560 \cdot T_s$	$7680 \cdot T_s$	$2192 \cdot T_s$	$2560 \cdot T_s$
1	$19760 \cdot T_s$			$20480 \cdot T_s$		
2	$21952 \cdot T_s$			$23040 \cdot T_s$		
3	$24144 \cdot T_s$			$25600 \cdot T_s$		
4	$26336 \cdot T_s$			$7680 \cdot T_s$		
5	$6592 \cdot T_s$	$4384 \cdot T_s$	$5120 \cdot T_s$	$20480 \cdot T_s$	$4384 \cdot T_s$	$5120 \cdot T_s$
6	$19760 \cdot T_s$			$23040 \cdot T_s$		
7	$21952 \cdot T_s$			-		
8	$24144 \cdot T_s$			-		

Special sub-frame with cyclic prefix uplink

Special sub-frame configuration		Duty factor with normal cyclic prefix in uplink	Duty factor with extended cyclic prefix in uplink
Normal cyclic prefix in downlink	0~4	7.13%	8.33%
	5~9	14.3%	16.7%
Extended cyclic prefix in downlink	0~3	7.13%	8.33%
	4~7	14.3%	16.7%

One sub-frame is $30720T_s=1\text{ms}$, when UpPTS(uplink) in special sub-frame with extended cyclic prefix, duty factor = $5120/30720=0.167$. There are 5 sub-frames in half frame(3up link), so the final duty factor is $(30720 \cdot 3 + 5120) / (30720 \cdot 5) = 63.3\%$ which we used to evaluate the SAR compliance (worst case)

Note: SRTC perform SAR test with maximum duty factor equal to 63.3% by using uplink-downlink configuration 0.

Licensed SIS01

Full Power

LTE Band2

BW	Modulation	RB Size	RB Offset	Conducted power(dBm)			Tune-up Tolerance
				18607	18900	19193	
				1850.7	1880	1909.3	
1.4	QPSK	1	0	23.47	23.67	23.84	24.0
		1	3	23.31	23.58	23.73	24.0
		1	5	23.41	23.63	23.66	24.0
		3	0	23.50	23.49	23.65	24.0
		3	1	23.62	23.55	23.67	24.0
		3	3	23.52	23.48	23.69	24.0
		6	0	22.52	22.48	22.75	23.0
	16QAM	1	0	22.56	22.88	23.37	23.5
		1	3	22.70	22.86	22.95	23.0
		1	5	22.72	22.99	22.91	23.0
		3	0	22.92	22.46	22.63	23.0
		3	1	22.88	22.39	22.67	23.0
		3	3	22.91	22.49	22.65	23.0
		6	0	21.95	21.67	21.89	22.0
	64QAM	1	0	21.86	20.74	22.14	22.5
		1	3	22.16	20.77	22.03	22.5
		1	5	21.90	20.83	22.06	22.5
		3	0	21.96	21.51	22.37	22.5
		3	1	21.87	21.55	22.35	22.5
		3	3	22.08	21.63	22.38	22.5
		6	0	19.98	20.18	20.02	20.5

LTE Band2

BW	Modulation	RB Size	RB Offset	Conducted power(dBm)			
				18615	18900	19185	Tune-up Tolerance
				1851.5	1880	1908.5	
3	QPSK	1	0	23.47	23.49	23.74	24.0
		1	8	23.41	23.56	23.67	24.0
		1	14	23.43	23.45	23.66	24.0
		8	0	22.48	22.33	22.66	23.0
		8	4	22.40	22.38	22.55	23.0
		8	7	22.48	22.35	22.54	23.0
		15	0	22.49	22.35	22.62	23.0
	16QAM	1	0	22.62	22.74	22.57	23.0
		1	8	22.56	22.86	22.56	23.0
		1	14	22.56	22.84	22.51	23.0
		8	0	21.61	21.39	21.68	22.0
		8	4	21.40	21.43	21.71	22.0
		8	7	21.40	21.40	21.61	22.0
		15	0	21.63	21.49	21.70	22.0
	64QAM	1	0	22.22	20.74	22.59	23.0
		1	8	22.17	20.78	22.56	23.0
		1	14	22.14	20.78	22.50	22.5
		8	0	19.89	19.92	20.14	20.5
		8	4	19.96	19.97	20.20	20.5
		8	7	19.92	19.94	20.06	20.5
		15	0	19.84	19.97	20.22	20.5

LTE Band2

BW	Modulation	RB Size	RB Offset	Conducted power(dBm)			
				18625	18900	19175	Tune-up Tolerance
				1852.5	1880	1907.5	
5	QPSK	1	0	23.69	23.42	23.93	24.0
		1	12	23.68	23.48	23.95	24.0
		1	24	23.67	23.61	23.94	24.0
		12	0	22.58	22.49	22.86	23.0
		12	7	22.60	22.47	22.90	23.0
		12	13	22.62	22.50	22.84	23.0
		25	0	22.60	22.49	22.86	23.0
	16QAM	1	0	22.17	23.10	22.76	23.5
		1	12	22.17	23.18	22.63	23.5
		1	24	22.15	23.27	22.61	23.5
		12	0	21.67	21.63	21.83	22.0
		12	7	21.58	21.64	21.88	22.0
		12	13	21.53	21.65	21.79	22.0
		25	0	21.87	21.54	21.98	22.0
	64QAM	1	0	21.43	22.62	21.92	23.0
		1	12	21.31	22.62	21.98	23.0
		1	24	21.29	22.74	21.82	23.0
		12	0	19.88	19.84	20.28	20.5
		12	7	19.97	20.01	20.32	20.5
		12	13	19.82	19.80	20.09	20.5
		25	0	19.71	19.85	20.21	20.5

LTE Band2

BW	Modulation	RB Size	RB Offset	Conducted power(dBm)			Tune-up Tolerance
				18650	18900	19150	
				1855	1880	1905	
10	QPSK	1	0	23.69	23.50	23.66	24.0
		1	25	23.49	23.50	23.79	24.0
		1	49	23.57	23.70	23.75	24.0
		25	0	22.62	22.53	22.82	23.0
		25	12	22.48	22.46	22.82	23.0
		25	25	22.51	22.64	22.85	23.0
		50	0	22.53	22.51	22.86	23.0
	16QAM	1	0	22.70	23.08	22.71	23.5
		1	25	22.71	23.12	22.74	23.5
		1	49	22.65	23.27	22.78	23.5
		25	0	21.68	21.58	22.05	22.5
		25	12	21.61	21.72	22.02	22.5
		25	25	22.03	21.75	22.06	22.5
		50	0	21.67	21.60	21.94	22.0
	64QAM	1	0	22.28	21.45	23.16	23.5
		1	25	22.22	21.14	22.72	23.0
		1	49	22.14	21.25	22.66	23.0
		25	0	19.52	20.08	20.88	21.0
		25	12	19.73	20.15	20.70	21.0
		25	25	20.07	20.37	20.67	21.0
		50	0	19.79	20.23	20.71	21.0

LTE Band2

BW	Modulation	RB Size	RB Offset	Conducted power(dBm)			Tune-up Tolerance
				18675	18900	19125	
				1857.5	1880	1902.5	
15	QPSK	1	0	23.67	23.55	23.44	24.0
		1	37	23.55	23.55	23.61	24.0
		1	74	23.54	23.77	23.55	24.0
		36	0	22.56	22.40	22.80	23.0
		36	29	22.39	22.61	22.78	23.0
		36	30	22.52	22.61	22.91	23.0
		75	0	22.46	22.42	22.78	23.0
	16QAM	1	0	23.56	23.05	23.07	24.0
		1	37	23.40	23.14	23.23	23.5
		1	74	23.53	23.29	23.22	24.0
		36	0	21.66	21.58	22.23	22.5
		36	29	21.75	21.69	21.91	22.0
		36	30	21.57	21.71	21.89	22.0
		75	0	22.08	21.59	21.96	22.5
	64QAM	1	0	22.40	21.19	23.31	23.5
		1	37	22.70	21.32	23.03	23.5
		1	74	22.30	21.88	22.93	23.0
		36	0	19.59	20.16	20.56	21.0
		36	29	19.84	20.14	20.00	20.5
		36	30	19.87	20.16	20.00	20.5
		75	0	19.79	20.18	20.28	20.5

LTE Band2

BW	Modulation	RB Size	RB Offset	Conducted power(dBm)			Tune-up Tolerance
				18700	18900	19100	
				1860	1880	1900	
20	QPSK	1	0	23.58	23.60	23.49	24.0
		1	49	23.43	23.59	23.73	24.0
		1	99	23.48	23.96	23.65	24.0
		50	0	22.46	22.37	22.78	23.0
		50	24	22.44	22.54	22.91	23.0
		50	50	22.56	22.70	22.89	23.0
		100	0	22.42	22.46	22.85	23.0
	16QAM	1	0	23.24	22.43	23.61	24.0
		1	49	23.05	22.44	23.73	24.0
		1	99	23.10	22.84	23.70	24.0
		50	0	21.89	22.04	22.24	22.5
		50	24	21.70	21.75	22.32	22.5
		50	50	21.69	21.85	21.97	22.0
		100	0	21.61	21.67	22.40	22.5
	64QAM	1	0	22.82	21.57	22.42	23.0
		1	49	22.63	21.61	22.49	23.0
		1	99	22.59	22.12	22.06	23.0
		50	0	19.73	20.47	21.03	21.5
		50	24	19.78	20.15	20.58	21.0
		50	50	20.01	20.55	20.25	21.0
		100	0	19.87	20.48	20.67	21.0

LTE Band4

BW	Modulation	RB Size	RB Offset	Conducted power(dBm)			Tune-up Tolerance
				18607	18900	19193	
				1850.7	1880	1909.3	
1.4	QPSK	1	0	23.45	23.08	23.33	23.5
		1	3	23.25	22.91	22.96	23.5
		1	5	23.32	22.92	22.83	23.5
		3	0	23.43	22.88	22.85	23.5
		3	1	23.48	22.70	22.90	23.5
		3	3	23.41	22.88	22.83	23.5
		6	0	22.47	21.82	21.91	22.5
	16QAM	1	0	22.59	22.53	22.10	23.0
		1	3	22.66	22.53	22.07	23.0
		1	5	22.60	22.52	21.73	23.0
		3	0	22.75	21.89	21.53	23.0
		3	1	22.69	21.89	21.59	23.0
		3	3	22.77	21.91	21.65	23.0
		6	0	21.69	21.23	21.02	22.0
	64QAM	1	0	21.67	20.43	21.49	22.0
		1	3	21.68	20.46	21.60	22.0
		1	5	21.62	20.47	21.61	22.0
		3	0	21.79	20.93	21.25	22.0
		3	1	21.76	20.83	21.30	22.0
		3	3	21.78	20.81	21.18	22.0
		6	0	20.45	19.71	19.69	20.5

LTE Band4

BW	Modulation	RB Size	RB Offset	Conducted power(dBm)			Tune-up Tolerance
				19965	20175	20385	
				1711.5	1732.5	1753.5	
3	QPSK	1	0	23.42	23.08	23.33	23.5
		1	8	23.45	22.98	23.16	23.5
		1	14	23.41	22.98	23.31	23.5
		8	0	22.47	21.84	21.75	22.5
		8	4	22.40	21.79	21.89	22.5
		8	7	22.38	21.78	21.84	22.5
		15	0	22.50	21.75	21.88	22.5
	16QAM	1	0	23.38	22.20	22.03	23.5
		1	8	23.50	22.25	22.04	23.5
		1	14	23.41	22.15	22.13	23.5
		8	0	21.75	20.94	21.03	22.0
		8	4	21.73	20.89	21.04	22.0
		8	7	21.68	20.88	21.06	22.0
		15	0	21.70	20.74	20.90	22.0
	64QAM	1	0	22.14	20.50	21.62	22.5
		1	8	22.26	20.55	21.66	22.5
		1	14	22.10	20.55	21.59	22.5
		8	0	20.60	19.43	19.70	21.0
		8	4	20.68	19.52	19.64	21.0
		8	7	20.66	19.52	19.55	21.0
		15	0	20.55	19.51	19.68	21.0

LTE Band4

BW	Modulation	RB Size	RB Offset	Conducted power(dBm)			Tune-up Tolerance
				19975	20175	20375	
				1712.5	1732.5	1752.5	
5	QPSK	1	0	23.36	22.75	23.13	23.5
		1	12	23.28	22.72	23.07	23.5
		1	24	23.29	22.83	23.10	23.5
		12	0	22.41	21.75	22.00	22.5
		12	7	22.22	21.77	21.97	22.5
		12	13	22.42	21.86	21.90	22.5
		25	0	22.43	21.81	21.84	22.5
	16QAM	1	0	21.98	22.49	21.69	22.5
		1	12	21.86	22.46	21.62	22.5
		1	24	21.88	22.56	21.63	23.0
		12	0	21.44	20.87	20.84	21.5
		12	7	21.40	20.93	20.75	21.5
		12	13	21.52	20.93	20.89	22.0
		25	0	21.51	20.76	20.91	22.0
	64QAM	1	0	21.08	22.00	21.10	22.0
		1	12	20.96	21.94	20.98	22.0
		1	24	20.98	22.04	21.01	22.5
		12	0	20.51	19.22	19.77	21.0
		12	7	20.70	19.47	19.88	21.0
		12	13	20.57	19.37	19.69	21.0
		25	0	20.45	19.33	19.61	20.5

LTE Band4

BW	Modulation	RB Size	RB Offset	Conducted power(dBm)			Tune-up Tolerance
				20000	20175	20350	
				1715	1732.5	1750	
10	QPSK	1	0	23.52	22.85	22.85	24.0
		1	25	23.48	23.05	23.10	23.5
		1	49	22.79	23.09	22.85	23.5
		25	0	22.39	21.89	22.44	22.5
		25	12	22.42	21.94	22.16	22.5
		25	25	21.78	21.97	21.91	22.0
		50	0	22.47	21.85	22.22	22.5
	16QAM	1	0	22.66	22.54	22.34	23.0
		1	25	22.60	22.70	22.63	23.0
		1	49	21.83	22.62	22.23	23.0
		25	0	21.55	20.97	21.75	22.0
		25	12	21.55	21.01	21.42	22.0
		25	25	20.80	21.07	21.04	21.5
		50	0	21.60	21.15	21.37	22.0
	64QAM	1	0	22.24	20.51	21.95	22.5
		1	25	22.23	20.65	22.13	22.5
		1	49	21.45	20.81	21.98	22.0
		25	0	19.85	19.42	19.96	20.0
		25	12	19.91	19.60	20.01	20.5
		25	25	20.05	19.95	20.12	20.5
		50	0	19.91	19.69	19.86	20.0

LTE Band4

BW	Modulation	RB Size	RB Offset	Conducted power(dBm)			Tune-up Tolerance
				20025	20175	20325	
				1717.5	1732.5	1747.5	
15	QPSK	1	0	24.00	23.34	23.20	24.0
		1	37	23.23	23.45	23.75	24.0
		1	74	23.32	23.74	23.33	24.0
		36	0	22.43	21.83	21.93	22.5
		36	29	21.81	22.02	22.28	22.5
		36	30	21.70	22.04	22.28	22.5
		75	0	21.78	21.87	22.59	23.0
	16QAM	1	0	24.05	22.90	22.85	24.5
		1	37	23.34	22.87	23.44	23.5
		1	74	23.34	22.69	22.91	23.5
		36	0	21.60	21.04	21.08	22.0
		36	29	20.89	21.22	21.39	21.5
		36	30	20.90	21.20	21.28	21.5
		75	0	20.83	21.08	21.63	22.0
	64QAM	1	0	22.77	20.94	22.36	23.0
		1	37	21.93	21.06	22.84	23.0
		1	74	21.96	21.13	22.34	22.5
		36	0	19.83	19.44	20.55	21.0
		36	29	19.73	19.69	20.55	21.0
		36	30	19.74	19.71	20.57	21.0
		75	0	19.82	19.61	20.60	21.0

LTE Band4

BW	Modulation	RB Size	RB Offset	Conducted power(dBm)			Tune-up Tolerance
				20050	20175	20300	
				1720	1732.5	1745	
20	QPSK	1	0	23.88	23.36	23.48	24.0
		1	49	23.11	23.53	23.34	24.0
		1	99	23.20	23.41	23.23	23.5
		50	0	22.62	21.90	21.96	23.0
		50	24	21.74	22.01	22.09	22.5
		50	50	21.80	22.11	22.19	22.5
		100	0	21.79	21.91	21.88	22.0
	16QAM	1	0	23.16	22.51	22.72	23.5
		1	49	22.32	22.62	22.84	23.0
		1	99	22.41	22.63	22.74	23.0
		50	0	21.68	21.04	21.01	22.0
		50	24	20.93	21.04	20.89	21.5
		50	50	20.97	21.16	21.32	21.5
		100	0	20.82	20.91	21.09	21.5
	64QAM	1	0	22.30	22.00	22.12	22.5
		1	49	22.36	22.05	22.23	22.5
		1	99	22.45	22.18	22.13	22.5
		50	0	19.90	19.56	20.73	21.0
		50	24	19.68	19.59	20.61	21.0
		50	50	19.85	20.00	20.86	21.0
		100	0	19.87	19.77	20.80	21.0

LTE Band5

BW	Modulation	RB Size	RB Offset	Conducted power(dBm)			Tune-up Tolerance
				20407	20525	20643	
				824.7	836.5	848.3	
1.4	QPSK	1	0	23.68	23.74	24.05	24.5
		1	3	23.44	23.73	23.38	24.0
		1	5	23.53	23.78	23.51	24.0
		3	0	23.59	23.69	23.63	24.0
		3	1	23.50	23.70	23.67	24.0
		3	3	23.58	23.62	23.61	24.0
		6	0	22.70	22.58	22.74	23.0
	16QAM	1	0	22.75	23.27	22.90	23.5
		1	3	22.88	23.26	22.96	23.5
		1	5	22.82	23.16	23.01	23.5
		3	0	22.87	22.92	22.38	23.0
		3	1	22.94	22.88	22.27	23.0
		3	3	22.91	22.85	22.35	23.0
		6	0	21.90	21.95	21.89	22.0
	64QAM	1	0	21.71	21.53	22.21	22.5
		1	3	21.77	21.48	22.25	22.5
		1	5	21.77	21.47	22.14	22.5
		3	0	22.03	21.62	22.25	22.5
		3	1	22.04	21.67	22.29	22.5
		3	3	21.89	21.67	22.19	22.5
		6	0	20.24	20.31	20.22	20.5

LTE Band5

BW	Modulation	RB Size	RB Offset	Conducted power(dBm)			Tune-up Tolerance
				20415	20525	20635	
				825.5	836.5	847.5	
3	QPSK	1	0	23.67	23.80	23.85	24.0
		1	8	23.64	23.76	23.87	24.0
		1	14	23.68	23.89	23.77	24.0
		8	0	22.54	22.60	22.61	23.0
		8	4	22.58	22.68	22.54	23.0
		8	7	22.51	22.61	22.58	23.0
		15	0	22.55	22.62	22.64	23.0
	16QAM	1	0	23.49	23.25	22.51	23.5
		1	8	23.50	23.22	22.48	23.5
		1	14	23.45	23.11	22.40	23.5
		8	0	22.02	21.73	21.83	22.5
		8	4	21.96	21.82	21.75	22.0
		8	7	21.88	21.80	21.75	22.0
		15	0	21.87	21.75	21.76	22.0
	64QAM	1	0	22.28	21.36	22.68	23.0
		1	8	22.45	21.51	22.58	23.0
		1	14	22.39	21.47	22.69	23.0
		8	0	20.33	20.15	19.99	20.5
		8	4	20.22	20.38	19.99	20.5
		8	7	20.11	20.25	20.08	20.5
		15	0	20.25	20.38	20.28	20.5

LTE Band5

BW	Modulation	RB Size	RB Offset	Conducted power(dBm)			Tune-up Tolerance
				20425	20525	20625	
				826.5	836.5	846.5	
5	QPSK	1	0	23.58	23.54	23.84	24.0
		1	12	23.49	23.63	23.75	24.0
		1	24	23.49	23.72	23.83	24.0
		12	0	22.68	22.54	22.73	23.0
		12	7	22.57	22.54	22.66	23.0
		12	13	22.50	22.59	22.69	23.0
		25	0	22.61	22.57	22.68	23.0
	16QAM	1	0	22.17	23.36	22.70	23.5
		1	12	22.20	23.11	22.49	23.5
		1	24	22.20	23.34	22.59	23.5
		12	0	21.73	21.52	21.72	22.0
		12	7	21.61	21.77	21.78	22.0
		12	13	21.63	21.77	21.74	22.0
		25	0	21.88	21.65	21.88	22.0
	64QAM	1	0	21.30	22.87	21.71	23.0
		1	12	21.33	22.93	21.89	23.0
		1	24	21.37	22.99	21.81	23.0
		12	0	20.34	20.24	20.20	20.5
		12	7	20.35	20.21	20.17	20.5
		12	13	20.38	20.24	20.30	20.5
		25	0	20.37	20.50	20.40	20.5

LTE Band5

BW	Modulation	RB Size	RB Offset	Conducted power(dBm)			Tune-up Tolerance
				20450	20525	20600	
				829	836.5	844	
10	QPSK	1	0	23.52	23.67	23.61	24.0
		1	25	23.48	23.73	23.64	24.0
		1	49	23.51	23.69	23.67	24.0
		25	0	22.47	22.52	22.63	23.0
		25	12	22.55	22.57	22.65	23.0
		25	25	22.60	22.56	22.69	23.0
		50	0	22.54	22.50	22.71	23.0
	16QAM	1	0	22.78	23.28	22.93	23.5
		1	25	22.74	23.42	22.95	23.5
		1	49	22.69	23.38	22.85	23.5
		25	0	21.74	21.78	21.91	22.0
		25	12	21.65	21.82	21.91	22.0
		25	25	21.80	21.79	22.05	22.5
		50	0	21.71	21.80	21.75	22.0
	64QAM	1	0	22.42	21.21	22.11	22.5
		1	25	22.33	21.37	21.97	22.5
		1	49	22.35	21.32	22.11	22.5
		25	0	20.19	20.40	20.31	20.5
		25	12	20.20	20.42	20.31	20.5
		25	25	20.16	20.46	20.34	20.5
		50	0	20.34	20.35	20.44	20.5

LTE Band7

BW	Modulation	RB Size	RB Offset	Conducted power(dBm)			Tune-up Tolerance
				20775	21100	21425	
				2502.5	2535	2567.5	
5	QPSK	1	0	23.27	23.18	23.34	23.5
		1	12	23.27	23.18	23.59	24.0
		1	24	23.30	23.15	23.42	23.5
		12	0	22.28	22.24	22.34	22.5
		12	7	22.18	22.22	22.41	22.5
		12	13	22.11	22.23	22.30	22.5
		25	0	22.16	22.23	22.27	22.5
	16QAM	1	0	21.80	22.83	22.20	23.0
		1	12	21.66	22.77	22.12	23.0
		1	24	21.63	22.88	21.98	23.0
		12	0	21.21	21.31	21.25	21.5
		12	7	21.62	21.26	21.27	22.0
		12	13	21.58	21.31	21.69	22.0
		25	0	21.81	21.20	21.29	22.0
	64QAM	1	0	20.84	22.26	20.89	22.5
		1	12	21.23	22.23	21.53	22.5
		1	24	21.01	22.28	21.84	22.5
		12	0	19.79	19.69	19.60	20.0
		12	7	20.03	19.84	19.71	20.5
		12	13	19.95	19.67	19.50	20.0
		25	0	19.78	19.70	19.57	20.0

LTE Band7

BW	Modulation	RB Size	RB Offset	Conducted power(dBm)			Tune-up Tolerance
				20800	21100	21400	
				2505	2535	2565	
10	QPSK	1	0	23.34	23.31	23.17	23.5
		1	25	23.39	23.35	23.23	23.5
		1	49	23.31	23.36	23.13	23.5
		25	0	22.10	22.34	22.27	22.5
		25	12	22.19	22.21	22.19	22.5
		25	25	22.03	22.25	22.40	22.5
		50	0	22.24	22.13	22.15	22.5
	16QAM	1	0	23.04	22.64	22.54	23.5
		1	25	23.10	22.63	22.56	23.5
		1	49	23.08	22.72	22.35	23.5
		25	0	21.77	21.35	21.40	22
		25	12	21.34	21.42	21.46	21.5
		25	25	21.35	21.42	21.55	22
		50	0	21.25	21.25	21.34	21.5
	64QAM	1	0	21.94	21.04	21.39	22
		1	25	21.85	21.03	21.44	22
		1	49	22.31	20.99	22.02	22.5
		25	0	19.58	19.80	19.71	20
		25	12	19.82	19.86	19.79	20
		25	25	19.98	20.03	19.88	20.5
		50	0	19.70	19.91	19.73	20

LTE Band7

BW	Modulation	RB Size	RB Offset	Conducted power(dBm)			Tune-up Tolerance
				20825	21100	21375	
				2507.5	2535	2562.5	
15	QPSK	1	0	23.45	23.34	23.05	23.5
		1	37	23.35	23.41	23.13	23.5
		1	74	23.36	23.42	23.13	23.5
		36	0	22.34	22.24	22.27	22.5
		36	29	22.30	22.28	22.23	22.5
		36	30	22.32	22.33	22.22	22.5
		75	0	22.25	22.24	22.14	22.5
	16QAM	1	0	23.24	22.65	22.74	23.5
		1	37	23.11	22.81	22.70	23.5
		1	74	23.05	22.80	22.72	23.5
		36	0	21.45	21.41	21.40	21.5
		36	29	21.78	21.34	21.26	22
		36	30	21.79	21.44	21.31	22
		75	0	21.14	21.43	21.27	21.5
	64QAM	1	0	21.88	21.03	22.24	22.5
		1	37	21.75	20.96	22.23	22.5
		1	74	21.80	21.03	22.65	23
		36	0	19.67	19.89	19.77	20
		36	29	19.91	19.80	19.63	20
		36	30	19.94	19.82	19.64	20
		75	0	19.86	19.84	19.75	20

LTE Band7

BW	Modulation	RB Size	RB Offset	Conducted power(dBm)			Tune-up Tolerance
				20850	21100	21350	
				2510	2535	2560	
20	QPSK	1	0	23.36	23.40	23.11	23.5
		1	49	23.32	23.42	23.13	23.5
		1	99	23.31	23.36	23.17	23.5
		50	0	22.45	22.41	22.37	22.5
		50	24	22.44	22.30	22.49	22.5
		50	50	22.36	22.33	22.36	22.5
		100	0	22.46	22.35	22.43	22.5
	16QAM	1	0	22.94	22.37	22.61	23
		1	49	22.92	22.43	22.66	23
		1	99	22.96	22.31	22.55	23
		50	0	21.50	21.52	21.36	22
		50	24	21.94	21.46	21.41	22
		50	50	21.48	21.45	21.38	21.5
		100	0	21.78	21.34	21.33	22
	64QAM	1	0	22.46	21.89	21.87	22.5
		1	49	22.70	21.96	21.98	23
		1	99	22.31	21.93	22.31	22.5
		50	0	19.70	20.12	20.07	20.5
		50	24	19.73	19.88	19.86	20
		50	50	20.09	20.05	19.94	20.5
		100	0	19.88	20.06	20.01	20.5

LTE Band7C

Bandwidth	Range	RB allocations		Output Power (dBm)	Tune up Tolerance (dBm)
		PCC	SCC		
PCC 10MHz SCC 20MHz	Low	P_1@0	S_0@0	23.45	24
	Mid	P_1@0	S_0@0	23.63	24
	High	P_1@0	S_0@0	23.61	24
	Low	P_12@0	S_0@0	23.63	24
	Mid	P_12@0	S_0@0	23.76	24
	High	P_12@0	S_0@0	23.67	24
PCC 20MHz SCC 20MHz	Low	P_1@99	S_1@0	23.54	24
	Mid	P_1@99	S_1@0	23.83	24
	High	P_1@99	S_1@0	23.78	24
	Low	P_18@0	S_0@0	23.66	24
	Mid	P_18@0	S_0@0	23.89	24
	High	P_18@0	S_0@0	23.87	24

LTE Band12

BW	Modulation	RB Size	RB Offset	Conducted power(dBm)			
				23025	23095	23165	Tune-up Tolerance
				700.5	707.5	714.5	
1.4	QPSK	1	0	23.15	23.42	23.47	23.5
		1	3	23.03	23.29	23.13	23.5
		1	5	23.11	23.13	22.91	23.5
		3	0	23.18	23.18	23.31	23.5
		3	1	23.19	23.21	23.23	23.5
		3	3	23.16	23.21	23.20	23.5
		6	0	22.14	22.16	22.27	22.5
	16QAM	1	0	22.51	22.93	22.59	23
		1	3	22.42	22.89	22.53	23
		1	5	22.44	22.82	22.58	23
		3	0	22.51	22.39	21.93	23
		3	1	22.43	22.44	21.98	22.5
		3	3	22.44	22.43	22.08	22.5
		6	0	21.53	21.61	21.43	22
	64QAM	1	0	21.32	21.00	21.87	22
		1	3	21.26	21.03	21.83	22
		1	5	21.35	21.07	21.75	22
		3	0	21.40	21.16	21.87	22
		3	1	21.45	21.20	21.81	22
		3	3	21.39	21.21	21.84	22
		6	0	19.72	19.78	19.65	20

LTE Band12

BW	Modulation	RB Size	RB Offset	Conducted power(dBm)			
				23025	23095	23165	Tune-up Tolerance
				700.5	707.5	714.5	
3	QPSK	1	0	23.25	23.35	23.56	24
		1	8	23.28	23.32	23.34	23.5
		1	14	23.32	23.45	23.43	23.5
		8	0	22.18	22.09	22.26	22.5
		8	4	22.14	22.10	22.26	22.5
		8	7	22.17	22.20	22.26	22.5
		15	0	22.25	22.13	22.29	22.5
	16QAM	1	0	22.28	23.00	22.81	23
		1	8	22.22	22.89	22.65	23
		1	14	22.23	22.85	22.63	23
		8	0	21.30	21.29	21.58	22
		8	4	21.25	21.36	21.44	21.5
		8	7	21.15	21.46	21.30	21.5
		15	0	21.48	21.36	21.43	21.5
	64QAM	1	0	21.91	21.07	22.30	22.5
		1	8	21.81	21.07	22.29	22.5
		1	14	21.81	21.03	22.29	22.5
		8	0	19.81	19.67	19.95	20
		8	4	19.78	19.78	19.86	20
		8	7	19.74	19.76	19.90	20
		15	0	19.63	19.89	19.80	20

LTE Band12

BW	Modulation	RB Size	RB Offset	Conducted power(dBm)			
				23035	23095	23155	Tune-up Tolerance
				701.5	707.5	713.5	
5	QPSK	1	0	23.40	23.13	23.52	24
		1	12	23.35	23.09	23.45	23.5
		1	24	23.32	23.12	23.53	24
		12	0	22.21	22.19	22.39	22.5
		12	7	22.23	22.13	22.30	22.5
		12	13	22.17	22.12	22.29	22.5
		25	0	22.28	22.19	22.29	22.5
	16QAM	1	0	21.78	22.89	22.11	23
		1	12	21.76	22.87	22.29	23
		1	24	21.74	22.86	22.17	23
		12	0	21.14	21.29	21.34	21.5
		12	7	21.22	21.32	21.37	21.5
		12	13	21.10	21.18	21.40	21.5
		25	0	21.51	21.12	21.36	22
	64QAM	1	0	21.01	22.46	21.38	22.5
		1	12	20.96	22.35	21.50	22.5
		1	24	21.01	22.39	21.42	22.5
		12	0	19.73	19.76	19.97	20
		12	7	19.91	19.69	19.87	20
		12	13	19.86	19.48	19.86	20
		25	0	19.77	19.94	20.04	20.5

LTE Band12

BW	Modulation	RB Size	RB Offset	Conducted power(dBm)			
				23060	23095	23130	Tune-up Tolerance
				704	707.5	711	
10	QPSK	1	0	23.52	23.53	23.30	24.0
		1	25	23.50	23.39	23.23	23.5
		1	49	23.41	23.64	23.28	24.0
		25	0	22.31	22.37	22.33	22.5
		25	12	22.38	22.36	22.33	22.5
		25	25	22.36	22.38	22.51	23.0
		50	0	22.39	22.37	22.36	22.5
	16QAM	1	0	23.25	23.02	22.84	23.5
		1	25	23.28	23.09	22.79	23.5
		1	49	23.14	23.11	22.83	23.5
		25	0	21.44	21.42	21.60	22.0
		25	12	21.47	21.34	21.60	22.0
		25	25	21.44	21.44	21.71	22.0
		50	0	21.58	21.57	21.49	22.0
	64QAM	1	0	22.14	21.26	21.82	22.5
		1	25	22.10	21.16	21.85	22.5
		1	49	22.05	21.27	21.91	22.5
		25	0	20.10	20.08	20.03	20.5
		25	12	20.37	20.20	20.00	20.5
		25	25	19.88	20.06	20.14	20.5
		50	0	20.50	20.02	20.13	20.5

LTE Band13

BW	Modulation	RB Size	RB Offset	Conducted power(dBm)			
				23205	23230	23255	Tune-up Tolerance
				779.5	782	784.5	
5	QPSK	1	0	23.39	23.38	23.48	23.5
		1	12	23.52	23.48	23.33	24
		1	24	23.59	23.34	23.29	24
		12	0	22.15	22.39	22.38	22.5
		12	7	22.38	22.52	22.39	23
		12	13	22.32	22.37	22.27	22.5
		25	0	22.42	22.52	22.37	23
	16QAM	1	0	22.17	21.95	22.57	23
		1	12	22.24	22.05	22.43	22.5
		1	24	22.57	21.93	22.38	23
		12	0	21.22	21.47	21.30	21.5
		12	7	21.51	21.60	21.32	22
		12	13	21.41	21.41	21.22	21.5
		25	0	21.57	21.75	21.50	22
	64QAM	1	0	21.32	21.24	21.77	22
		1	12	21.55	21.24	21.67	22
		1	24	21.66	21.12	21.49	22
		12	0	20.31	20.14	20.02	20.5
		12	7	20.05	20.14	19.93	20.5
		12	13	19.93	20.07	19.92	20.5
		25	0	20.13	20.37	19.97	20.5

LTE Band13

BW	Modulation	RB Size	RB Offset	Conducted power(dBm)	
				23230	Tune-up Tolerance
				782	
10	QPSK	1	0	23.25	23.5
		1	25	23.39	23.5
		1	49	23.24	23.5
		25	0	22.43	22.5
		25	12	22.46	22.5
		25	25	22.44	22.5
		50	0	22.56	23
	16QAM	1	0	22.38	22.5
		1	25	22.77	23
		1	49	22.44	22.5
		25	0	21.49	21.5
		25	12	21.57	22
		25	25	21.53	22
		50	0	21.66	22
	64QAM	1	0	21.89	22
		1	25	22.22	22.5
		1	49	21.95	22
		25	0	20.04	20.5
		25	12	20.12	20.5
		25	25	20.08	20.5
		50	0	20.13	20.5

LTE Band17

BW	Modulation	RB Size	RB Offset	Conducted power(dBm)			Tune-up Tolerance
				23755	23790	23825	
				706.5	710	713.5	
5	QPSK	1	0	23.05	23.07	23.42	23.5
		1	12	23.22	23.07	23.39	23.5
		1	24	23.11	23.12	23.07	23.5
		12	0	22.26	22.07	22.32	22.5
		12	7	22.17	22.13	22.28	22.5
		12	13	22.16	22.20	22.23	22.5
		25	0	22.12	22.19	22.23	22.5
	16QAM	1	0	21.71	22.73	22.12	23
		1	12	21.73	22.77	22.21	23
		1	24	21.66	22.80	22.19	23
		12	0	21.22	21.18	21.27	21.5
		12	7	21.07	21.17	21.39	21.5
		12	13	21.14	21.30	21.34	21.5
		25	0	21.27	21.13	21.43	21.5
	64QAM	1	0	20.99	22.35	21.40	22.5
		1	12	20.81	22.29	21.48	22.5
		1	24	21.00	22.35	21.36	22.5
		12	0	19.77	19.72	20.02	20.5
		12	7	19.71	19.91	19.74	20
		12	13	19.92	19.83	19.62	20
		25	0	19.78	19.89	19.97	20

LTE Band17

BW	Modulation	RB Size	RB Offset	Conducted power(dBm)			Tune-up Tolerance
				23780	23790	23800	
				709	710	711	
10	QPSK	1	0	23.10	23.45	23.19	23.5
		1	25	23.27	23.31	23.15	23.5
		1	49	23.38	23.40	23.18	23.5
		25	0	22.14	22.19	22.23	22.5
		25	12	22.08	22.18	22.23	22.5
		25	25	22.41	22.28	22.24	22.5
		50	0	22.02	22.19	22.20	22.5
	16QAM	1	0	22.99	22.97	22.67	23
		1	25	23.05	22.99	22.72	23.5
		1	49	23.19	23.06	22.70	23.5
		25	0	21.38	21.29	21.50	21.5
		25	12	21.33	21.33	21.60	22
		25	25	21.46	21.45	21.53	22
		50	0	21.18	21.46	21.39	21.5
	64QAM	1	0	21.81	21.10	21.58	22
		1	25	22.03	21.08	21.52	22.5
		1	49	21.93	21.09	21.65	22
		25	0	19.75	20.01	19.75	20.5
		25	12	19.82	19.94	19.91	20
		25	25	19.86	20.20	19.91	20.5
		50	0	19.81	20.05	20.04	20.5

LTE Band28

BW	Modulation	RB Size	RB Offset	Conducted power(dBm)			
				27225	27375	27645	Tune-up Tolerance
				704.5	719.5	746.5	
3	QPSK	1	0	23.06	23.53	23.83	24
		1	8	23.27	23.45	23.76	24
		1	14	23.36	23.42	23.77	24
		8	0	22.25	22.20	22.26	22.5
		8	4	22.47	22.15	22.28	22.5
		8	7	22.24	22.21	22.40	22.5
		15	0	22.24	22.31	22.44	22.5
	16QAM	1	0	23.16	22.77	22.24	23.5
		1	8	23.26	22.76	22.22	23.5
		1	14	23.20	22.75	22.27	23.5
		8	0	21.52	21.39	21.26	22
		8	4	21.67	21.43	21.35	22
		8	7	21.43	21.38	21.40	21.5
		15	0	21.49	21.38	21.46	21.5
	64QAM	1	0	21.95	20.97	22.83	23
		1	8	22.03	20.97	22.97	23
		1	14	21.94	21.00	22.96	23
		8	0	19.89	19.83	19.72	20
		8	4	19.78	19.80	20.02	20.5
		8	7	20.04	19.87	19.94	20.5
		15	0	19.85	19.80	19.95	20

LTE Band28

BW	Modulation	RB Size	RB Offset	Conducted power(dBm)			
				27235	27385	27635	Tune-up Tolerance
				705.5	720.5	745.5	
5	QPSK	1	0	23.10	23.16	23.34	23.5
		1	12	23.07	23.13	23.41	23.5
		1	24	23.09	23.10	23.45	23.5
		12	0	22.24	22.17	22.30	22.5
		12	7	22.19	22.14	22.43	22.5
		12	13	22.11	22.15	22.36	22.5
		25	0	22.11	22.15	22.29	22.5
	16QAM	1	0	21.74	22.89	22.59	23
		1	12	21.66	22.95	22.55	23
		1	24	21.82	22.78	22.63	23
		12	0	21.34	21.37	21.27	21.5
		12	7	21.08	21.32	21.22	21.5
		12	13	20.93	21.58	21.35	22
		25	0	21.39	21.18	21.39	21.5
	64QAM	1	0	20.88	22.46	21.27	22.5
		1	12	20.96	22.52	21.24	23
		1	24	21.03	22.81	21.03	23
		12	0	19.89	19.83	19.86	20
		12	7	20.24	19.87	19.76	20.5
		12	13	20.14	20.10	19.99	20.5
		25	0	20.37	19.77	19.95	20.5

LTE Band28

BW	Modulation	RB Size	RB Offset	Conducted power(dBm)			Tune-up Tolerance
				27260	27410	27610	
				708	723	743	
10	QPSK	1	0	23.38	23.40	23.31	23.5
		1	25	23.19	23.17	23.34	23.5
		1	49	23.36	23.29	23.48	23.5
		25	0	22.20	22.19	22.39	22.5
		25	12	22.36	22.16	22.27	22.5
		25	25	22.26	22.15	22.25	22.5
		50	0	22.23	22.06	22.25	22.5
	16QAM	1	0	22.45	23.10	22.53	23.5
		1	25	22.44	22.93	22.40	23
		1	49	22.55	22.75	22.58	23
		25	0	21.25	21.39	21.54	22
		25	12	21.39	21.66	21.43	22
		25	25	21.34	21.30	21.50	21.5
		50	0	21.45	21.86	21.48	22
	64QAM	1	0	22.07	20.96	21.96	22.5
		1	25	22.04	21.20	22.11	22.5
		1	49	22.15	20.91	22.29	22.5
		25	0	20.21	20.02	20.34	20.5
		25	12	19.93	20.31	19.89	20.5
		25	25	19.93	20.07	19.94	20.5
		50	0	19.93	20.22	19.84	20.5

LTE Band28

BW	Modulation	RB Size	RB Offset	Conducted power(dBm)			Tune-up Tolerance
				27285	27435	27585	
				710.5	725.5	740.5	
15	QPSK	1	0	23.34	23.40	23.08	23.5
		1	37	23.30	23.18	23.19	23.5
		1	74	23.30	23.23	23.23	23.5
		36	0	22.53	22.19	22.15	23
		36	29	22.31	22.13	22.28	22.5
		36	30	22.34	22.13	22.28	22.5
		75	0	22.25	22.14	22.36	22.5
	16QAM	1	0	23.11	22.79	22.48	23.5
		1	37	23.24	22.67	22.65	23.5
		1	74	23.32	22.64	22.57	23.5
		36	0	21.46	21.76	21.36	22
		36	29	21.57	21.43	21.34	22
		36	30	21.55	21.37	21.35	22
		75	0	21.42	21.32	21.42	21.5
	64QAM	1	0	21.90	20.96	22.64	23
		1	37	21.96	20.90	22.71	23
		1	74	21.94	21.01	22.69	23
		36	0	19.93	20.33	19.86	20.5
		36	29	19.98	20.42	19.89	20.5
		36	30	19.97	20.24	19.85	20.5
		75	0	19.99	19.94	20.42	20.5

LTE Band28

BW	Modulation	RB Size	RB Offset	Conducted power(dBm)			
				27310	27460	27560	Tune-up Tolerance
				713	728	738	
20	QPSK	1	0	23.09	23.23	23.12	23.5
		1	49	23.18	23.19	23.10	23.5
		1	99	23.02	23.20	23.30	23.5
		50	0	22.21	22.14	22.12	22.5
		50	24	22.25	21.97	22.15	22.5
		50	50	22.18	22.39	22.25	22.5
		100	0	22.27	22.06	22.09	22.5
	16QAM	1	0	22.28	22.39	22.45	22.5
		1	49	22.36	22.37	22.41	22.5
		1	99	22.18	22.35	22.64	23
		50	0	21.50	21.24	21.29	21.5
		50	24	21.52	21.20	21.22	22
		50	50	21.41	21.36	21.31	21.5
		100	0	21.49	21.13	21.36	21.5
	64QAM	1	0	21.52	21.83	22.96	23
		1	49	21.68	21.87	22.76	23
		1	99	21.78	21.89	22.94	23
		50	0	20.00	19.64	19.86	20
		50	24	20.04	19.75	19.93	20.5
		50	50	19.87	19.73	19.86	20
		100	0	19.90	19.82	19.75	20

LTE Band38

BW	Modulation	RB Size	RB Offset	Conducted power(dBm)			
				37775	38000	38225	Tune-up Tolerance
				2572.5	2595	2617.5	
5	QPSK	1	0	23.14	23.19	23.33	23.5
		1	12	23.02	23.14	23.44	23.5
		1	24	22.85	23.29	23.40	23.5
		12	0	21.85	22.37	22.44	22.5
		12	7	21.96	22.34	22.44	22.5
		12	13	21.90	22.31	22.36	22.5
		25	0	21.88	22.35	22.42	22.5
	16QAM	1	0	21.84	22.48	22.69	23
		1	12	21.79	22.50	22.73	23
		1	24	21.77	22.50	22.71	23
		12	0	21.11	21.18	21.40	21.5
		12	7	21.06	21.30	21.23	21.5
		12	13	21.16	21.28	21.19	21.5
		25	0	21.17	21.61	21.48	22
	64QAM	1	0	20.72	21.44	21.04	21.5
		1	12	20.71	22.12	20.76	22.5
		1	24	20.74	21.62	21.34	22
		12	0	19.72	19.97	20.06	20.5
		12	7	19.90	20.09	20.19	20.5
		12	13	19.76	19.91	20.01	20.5
		25	0	19.71	19.94	20.14	20.5

LTE Band38

BW	Modulation	RB Size	RB Offset	Conducted power(dBm)			
				37800	38000	38200	Tune-up Tolerance
				2575	2595	2615	
10	QPSK	1	0	23.40	23.00	23.20	23.5
		1	25	23.29	23.01	23.28	23.5
		1	49	23.33	23.15	23.35	23.5
		25	0	22.47	22.35	22.39	22.5
		25	12	22.46	22.38	22.41	22.5
		25	25	22.35	22.40	22.35	22.5
		50	0	22.05	21.97	21.94	22.5
	16QAM	1	0	22.58	22.93	22.32	23
		1	25	22.15	22.94	22.32	23
		1	49	22.32	22.93	22.30	23
		25	0	21.50	21.45	21.56	22
		25	12	21.47	21.31	21.41	21.5
		25	25	21.44	21.45	21.39	21.5
		50	0	21.12	21.04	21.17	21.5
	64QAM	1	0	22.22	21.13	21.36	22.5
		1	25	22.26	21.28	21.40	22.5
		1	49	22.23	21.31	21.40	22.5
		25	0	20.10	20.06	20.28	20.5
		25	12	20.26	20.11	20.33	20.5
		25	25	20.45	20.24	20.42	20.5
		50	0	20.34	20.17	20.35	20.5

LTE Band38

BW	Modulation	RB Size	RB Offset	Conducted power(dBm)			
				37825	38000	38175	Tune-up Tolerance
				2577.5	2595	2612.5	
15	QPSK	1	0	23.45	23.35	23.45	23.5
		1	37	23.25	23.39	23.40	23.5
		1	74	23.25	23.54	23.42	24
		36	0	22.28	22.47	22.58	23
		36	29	22.31	22.65	22.58	23
		36	30	22.32	22.48	22.58	23
		75	0	22.01	22.29	22.31	22.5
	16QAM	1	0	22.50	23.10	23.16	23.5
		1	37	21.99	23.19	23.16	23.5
		1	74	22.06	23.32	23.13	23.5
		36	0	21.60	21.62	21.47	22
		36	29	21.47	21.70	21.43	22
		36	30	21.47	21.71	21.43	22
		75	0	21.06	21.38	21.40	21.5
	64QAM	1	0	22.17	21.20	21.88	22.5
		1	37	22.09	21.57	21.75	22.5
		1	74	22.14	21.34	21.89	22.5
		36	0	20.24	20.27	20.14	20.5
		36	29	20.28	20.12	19.99	20.5
		36	30	20.29	20.13	19.99	20.5
		75	0	20.30	20.19	20.01	20.5

LTE Band38

BW	Modulation	RB Size	RB Offset	Conducted power(dBm)			
				37850	38000	38150	Tune-up Tolerance
				2580	2595	2610	
20	QPSK	1	0	23.48	23.39	23.21	23.5
		1	49	23.41	23.32	23.41	23.5
		1	99	23.31	23.46	23.33	23.5
		50	0	22.52	22.59	22.56	23
		50	24	22.56	22.57	22.53	23
		50	50	22.56	22.56	22.60	23
		100	0	22.20	22.18	22.28	22.5
	16QAM	1	0	22.81	22.51	22.38	23
		1	49	22.72	22.64	22.56	23
		1	99	22.88	22.92	22.56	23
		50	0	21.63	21.68	21.56	22
		50	24	21.68	21.78	21.61	22
		50	50	21.57	21.70	22.02	22.5
		100	0	21.34	21.18	21.56	22
	64QAM	1	0	22.20	21.66	22.61	23
		1	49	21.76	21.77	21.86	22
		1	99	21.56	21.72	22.20	22.5
		50	0	20.65	20.47	20.80	21
		50	24	20.55	20.17	20.46	21
		50	50	20.69	20.30	20.53	21
		100	0	20.65	20.37	20.62	21

LTE Band66

BW	Modulation	RB Size	RB Offset	Conducted power(dBm)			
				131979	132422	132665	Tune-up Tolerance
				1710.7	1755	1779.3	
1.4	QPSK	1	0	23.03	22.97	23.27	23.5
		1	3	23.05	22.86	23.07	23.5
		1	5	23.01	22.85	23.16	23.5
		3	0	23.22	22.85	23.17	23.5
		3	1	23.25	22.87	23.27	23.5
		3	3	23.23	22.77	23.25	23.5
		6	0	22.23	21.89	22.12	22.5
	16QAM	1	0	22.49	22.25	22.30	22.5
		1	3	22.39	22.30	22.40	22.5
		1	5	22.51	22.33	22.31	23
		3	0	22.62	21.78	22.51	23
		3	1	22.69	21.84	22.48	23
		3	3	22.63	21.91	22.42	23
		6	0	21.57	21.37	21.40	22
	64QAM	1	0	21.40	21.30	21.42	21.5
		1	3	21.58	22.29	21.60	22.5
		1	5	21.57	21.26	21.47	22
		3	0	21.60	21.42	21.46	22
		3	1	21.56	21.29	21.52	22
		3	3	21.63	21.39	21.49	22
		6	0	20.01	19.32	19.33	20.5

LTE Band66

BW	Modulation	RB Size	RB Offset	Conducted power(dBm)			Tune-up Tolerance
				131987	132422	132657	
				1711.5	1755	1778.5	
3	QPSK	1	0	23.18	22.83	23.09	23.5
		1	8	23.16	22.86	23.23	23.5
		1	14	23.22	22.77	23.37	23.5
		8	0	22.27	21.64	22.10	22.5
		8	4	22.17	21.65	22.38	22.5
		8	7	22.30	21.70	22.29	22.5
		15	0	22.24	21.73	22.34	22.5
	16QAM	1	0	22.44	22.57	22.21	23
		1	8	22.43	22.52	22.49	23
		1	14	22.38	22.47	22.52	23
		8	0	21.41	21.38	21.03	21.5
		8	4	22.30	21.27	21.42	22.5
		8	7	21.57	21.34	21.43	22
		15	0	21.60	21.44	21.45	22
	64QAM	1	0	22.01	21.61	21.91	22.5
		1	8	21.99	22.08	21.99	22.5
		1	14	22.03	22.06	21.97	22.5
		8	0	20.09	19.52	19.46	20.5
		8	4	20.16	19.53	19.43	20.5
		8	7	20.13	19.45	19.35	20.5
		15	0	20.03	19.50	19.32	20.5

LTE Band66

BW	Modulation	RB Size	RB Offset	Conducted power(dBm)			Tune-up Tolerance
				131997	132422	132647	
				1712.5	1755	1777.5	
5	QPSK	1	0	23.23	22.69	22.66	23.5
		1	12	23.18	22.69	22.96	23.5
		1	24	23.24	22.64	23.15	23.5
		12	0	22.23	21.82	-999.00	22.5
		12	7	22.27	21.70	21.94	22.5
		12	13	22.22	21.69	22.16	22.5
		25	0	22.19	21.75	22.07	22.5
	16QAM	1	0	21.70	21.41	21.84	22
		1	12	21.69	21.41	22.16	22.5
		1	24	21.91	21.42	22.35	22.5
		12	0	21.31	20.81	20.97	21.5
		12	7	21.33	21.23	21.00	21.5
		12	13	21.30	20.95	21.34	21.5
		25	0	21.33	21.21	21.13	21.5
	64QAM	1	0	20.87	20.49	22.01	22.5
		1	12	20.88	20.86	22.17	22.5
		1	24	20.78	20.78	22.47	22.5
		12	0	20.05	19.42	19.45	20.5
		12	7	20.24	19.58	19.53	20.5
		12	13	20.11	19.31	19.28	20.5
		25	0	19.99	19.26	19.38	20

LTE Band66

BW	Modulation	RB Size	RB Offset	Conducted power(dBm)			Tune-up Tolerance
				132022	132422	132622	
				1715	1755	1775	
10	QPSK	1	0	22.98	22.71	22.72	23
		1	25	23.21	22.77	22.78	23.5
		1	49	22.49	22.83	23.21	23.5
		25	0	22.29	21.64	21.75	22.5
		25	12	22.21	21.67	21.73	22.5
		25	25	21.48	21.67	22.07	22.5
		50	0	22.19	21.66	21.73	22.5
	16QAM	1	0	23.24	21.92	22.59	23.5
		1	25	23.32	21.87	22.74	23.5
		1	49	22.43	21.81	23.20	23.5
		25	0	21.41	20.72	20.89	21.5
		25	12	21.31	21.23	20.89	21.5
		25	25	20.68	21.17	21.16	21.5
		50	0	21.23	21.31	20.87	21.5
	64QAM	1	0	21.83	21.87	21.74	22
		1	25	21.87	21.80	21.46	22
		1	49	21.13	21.71	21.81	22
		25	0	19.42	19.63	19.75	20
		25	12	19.50	19.61	19.75	20
		25	25	19.63	19.75	19.81	20
		50	0	19.49	19.65	19.74	20

LTE Band66

BW	Modulation	RB Size	RB Offset	Conducted power(dBm)			Tune-up Tolerance
				132047	132422	132597	
				1717.5	1755	1772.5	
15	QPSK	1	0	23.54	22.98	22.60	24
		1	37	22.84	22.78	22.78	23
		1	74	22.68	22.81	23.21	23.5
		36	0	22.22	21.86	21.76	22.5
		36	29	21.50	21.64	21.71	22
		36	30	21.62	21.70	21.69	22
		75	0	21.53	21.70	21.81	22
	16QAM	1	0	22.86	22.28	21.93	23
		1	37	22.27	22.05	21.84	22.5
		1	74	22.27	22.14	22.37	22.5
		36	0	21.44	21.41	21.32	21.5
		36	29	20.76	21.30	20.84	21.5
		36	30	20.77	21.33	20.84	21.5
		75	0	20.65	21.30	20.95	21.5
	64QAM	1	0	20.89	22.31	21.50	22.5
		1	37	20.19	22.42	21.42	22.5
		1	74	20.24	22.11	21.96	22.5
		36	0	19.48	19.75	19.59	20
		36	29	19.38	19.47	19.32	19.5
		36	30	19.39	19.49	19.32	19.5
		75	0	19.40	19.67	19.43	20

LTE Band66

BW	Modulation	RB Size	RB Offset	Conducted power(dBm)			
				132072	132422	132572	Tune-up Tolerance
				1720	1755	1770	
20	QPSK	1	0	23.18	22.69	22.86	23.5
		1	49	22.55	22.73	22.89	23
		1	99	22.60	22.71	23.35	23.5
		50	0	22.22	21.69	21.80	22.5
		50	24	21.65	21.71	21.84	22
		50	50	21.65	21.75	21.87	22
		100	0	21.54	21.68	21.90	22
	16QAM	1	0	22.53	22.35	22.09	23
		1	49	21.83	22.13	22.00	22.5
		1	99	21.94	22.17	22.50	22.5
		50	0	21.43	21.37	20.97	21.5
		50	24	20.63	21.40	21.37	21.5
		50	50	20.73	21.43	20.97	21.5
		100	0	20.61	21.26	21.43	21.5
	64QAM	1	0	22.16	21.69	21.60	22.5
		1	49	21.36	22.15	22.03	22.5
		1	99	21.42	22.07	21.99	22.5
		50	0	19.43	20.09	19.86	20.5
		50	24	19.23	19.66	19.57	20
		50	50	19.36	19.76	19.45	20
		100	0	19.37	19.92	19.65	20

DLCA_4A-7A

Aggregated BW	Modulation	PCC RB Size	PCC RB offset	Conducted power with DL SCC active (dBm)			
				20050	20175	20300	Tune-up Tolerance
				1720	1732.5	1745	
20+20	QPSK	1	0	23.22	23.26	22.97	23.5
		1	49	23.18	23.28	22.99	23.5
		1	99	23.17	23.22	23.03	23.5
		50	0	22.31	22.27	22.23	22.5
		50	24	22.30	22.16	22.35	22.5
		50	50	22.22	22.19	22.22	22.5
		100	0	22.32	22.21	22.29	22.5
	16QAM	1	0	22.80	22.23	22.47	23.0
		1	49	22.78	22.29	22.52	23.0
		1	99	22.82	22.17	22.41	23.0
		50	0	21.36	21.38	21.22	21.5
		50	24	21.80	21.32	21.27	22.0
		50	50	21.34	21.31	21.24	21.5
		100	0	21.64	21.20	21.19	22.0
	64QAM	1	0	22.32	21.75	21.73	22.5
		1	49	22.56	21.82	21.84	23.0
		1	99	22.17	21.79	22.17	22.5
		50	0	19.56	19.98	19.93	20.0
		50	24	19.59	19.74	19.72	20.0
		50	50	19.95	19.91	19.80	20.0
		100	0	19.74	19.92	19.87	20.0

DLCA_7C

Aggregated BW	Modulation	PCC RB Size	PCC RB offset	Conducted power with DL SCC active (dBm)			
				20850	21100	21350	Tune-up Tolerance
				2510	2535	2560	
20+20	QPSK	1	0	23.25	23.29	23.00	23.5
		1	49	23.21	23.31	23.02	23.5
		1	99	23.20	23.25	23.06	23.5
		50	0	22.34	22.30	22.26	22.5
		50	24	22.33	22.19	22.38	22.5
		50	50	22.25	22.22	22.25	22.5
		100	0	22.35	22.24	22.32	22.5
	16QAM	1	0	22.83	22.26	22.50	23.0
		1	49	22.81	22.32	22.55	23.0
		1	99	22.85	22.20	22.44	23.0
		50	0	21.39	21.41	21.25	21.5
		50	24	21.83	21.35	21.30	22.0
		50	50	21.37	21.34	21.27	21.5
		100	0	21.67	21.23	21.22	22.0
	64QAM	1	0	22.35	21.78	21.76	22.5
		1	49	22.59	21.85	21.87	23.0
		1	99	22.20	21.82	22.20	22.5
		50	0	19.59	20.01	19.96	20.5
		50	24	19.62	19.77	19.75	20.0
		50	50	19.98	19.94	19.83	20.0
		100	0	19.77	19.95	19.90	20.0

Reduced Power

LTE Band7

BW	Modulation	RB Size	RB Offset	Conducted power(dBm)			Tune-up Tolerance
				20775	21100	21425	
				2502.5	2535	2567.5	
5	QPSK	1	0	18.27	18.18	18.34	18.5
		1	12	18.27	18.18	18.59	19
		1	24	18.30	18.15	18.42	18.5
		12	0	17.28	17.24	17.34	17.5
		12	7	17.18	17.22	17.41	17.5
		12	13	17.11	17.23	17.30	17.5
		25	0	17.16	17.23	17.27	17.5
	16QAM	1	0	16.80	17.83	17.20	18
		1	12	16.66	17.77	17.12	18
		1	24	16.63	17.88	16.98	18
		12	0	16.21	16.31	16.25	16.5
		12	7	16.62	16.26	16.27	17
		12	13	16.58	16.31	16.69	17
		25	0	16.81	16.20	16.29	17
	64QAM	1	0	15.84	17.26	15.89	17.5
		1	12	16.23	17.23	16.53	17.5
		1	24	16.01	17.28	16.84	17.5
		12	0	14.79	14.69	14.60	15
		12	7	15.03	14.84	14.71	15.5
		12	13	14.95	14.67	14.50	15
		25	0	14.78	14.70	14.57	15

LTE Band7

BW	Modulation	RB Size	RB Offset	Conducted power(dBm)			Tune-up Tolerance
				20800	21100	21400	
				2505	2535	2565	
10	QPSK	1	0	18.34	18.31	18.17	18.5
		1	25	18.39	18.35	18.23	18.5
		1	49	18.31	18.36	18.13	18.5
		25	0	17.10	17.34	17.27	17.5
		25	12	17.19	17.21	17.19	17.5
		25	25	17.03	17.25	17.40	17.5
		50	0	17.24	17.13	17.15	17.5
	16QAM	1	0	18.04	17.64	17.54	18.5
		1	25	18.10	17.63	17.56	18.5
		1	49	18.08	17.72	17.35	18.5
		25	0	16.77	16.35	16.40	17
		25	12	16.34	16.42	16.46	16.5
		25	25	16.35	16.42	16.55	17
		50	0	16.25	16.25	16.34	16.5
	64QAM	1	0	16.94	16.04	16.39	17
		1	25	16.85	16.03	16.44	17
		1	49	17.31	15.99	17.02	17.5
		25	0	14.58	14.80	14.71	15
		25	12	14.82	14.86	14.79	15
		25	25	14.98	15.03	14.88	15.5
		50	0	14.70	14.91	14.73	15

LTE Band7

BW	Modulation	RB Size	RB Offset	Conducted power(dBm)			Tune-up Tolerance
				20825	21100	21375	
				2507.5	2535	2562.5	
15	QPSK	1	0	18.45	18.34	18.05	18.5
		1	37	18.35	18.41	18.13	18.5
		1	74	18.36	18.42	18.13	18.5
		36	0	17.34	17.24	17.27	17.5
		36	29	17.30	17.28	17.23	17.5
		36	30	17.32	17.33	17.22	17.5
		75	0	17.25	17.24	17.14	17.5
	16QAM	1	0	18.24	17.65	17.74	18.5
		1	37	18.11	17.81	17.70	18.5
		1	74	18.05	17.80	17.72	18.5
		36	0	16.45	16.41	16.40	16.5
		36	29	16.78	16.34	16.26	17
		36	30	16.79	16.44	16.31	17
		75	0	16.14	16.43	16.27	16.5
	64QAM	1	0	16.88	16.03	17.24	17.5
		1	37	16.75	15.96	17.23	17.5
		1	74	16.80	16.03	17.65	18
		36	0	14.67	14.89	14.77	15
		36	29	14.91	14.80	14.63	15
		36	30	14.94	14.82	14.64	15
		75	0	14.86	14.84	14.75	15

LTE Band7

BW	Modulation	RB Size	RB Offset	Conducted power(dBm)			Tune-up Tolerance
				20850	21100	21350	
				2510	2535	2560	
20	QPSK	1	0	18.36	18.40	18.11	18.5
		1	49	18.32	18.42	18.13	18.5
		1	99	18.31	18.36	18.17	18.5
		50	0	17.45	17.41	17.37	17.5
		50	24	17.44	17.30	17.49	17.5
		50	50	17.36	17.33	17.36	17.5
		100	0	17.46	17.35	17.43	17.5
	16QAM	1	0	17.94	17.37	17.61	18
		1	49	17.92	17.43	17.66	18
		1	99	17.96	17.31	17.55	18
		50	0	16.50	16.52	16.36	17
		50	24	16.94	16.46	16.41	17
		50	50	16.48	16.45	16.38	16.5
		100	0	16.78	16.34	16.33	17
	64QAM	1	0	17.46	16.89	16.87	17.5
		1	49	17.70	16.96	16.98	18
		1	99	17.31	16.93	17.31	17.5
		50	0	14.70	15.12	15.07	15.5
		50	24	14.73	14.88	14.86	15
		50	50	15.09	15.05	14.94	15.5
		100	0	14.88	15.06	15.01	15.5

LTE Band7C

Bandwidth	Range	RB allocations		Output Power (dBm)	Tune up Tolerance (dBm)
		PCC	SCC		
PCC 10MHz SCC 20MHz	Low	P_1@0	S_0@0	18.45	19
	Mid	P_1@0	S_0@0	18.63	19
	High	P_1@0	S_0@0	18.61	19
	Low	P_12@0	S_0@0	18.63	19
	Mid	P_12@0	S_0@0	18.76	19
	High	P_12@0	S_0@0	18.67	19
PCC 20MHz SCC 20MHz	Low	P_1@99	S_1@0	18.54	19
	Mid	P_1@99	S_1@0	18.83	19
	High	P_1@99	S_1@0	18.78	19
	Low	P_18@0	S_0@0	18.66	19
	Mid	P_18@0	S_0@0	18.89	19

6.2.4 Bluetooth

Note: Exclusion method based on EIRP is not applied for the BT, SRTC perform SAR measurement.

SISO1

BT

Modulation type	Conducted Average Power(dBm)			Tune-up
	2402MHz	2441MHz	2480MHz	
GFSK	7.07	7.34	7.33	7.5
$\pi/4$ DQPSK	4.65	4.74	5.06	5.5
8DPSK	5.18	4.74	4.78	5.5

BLE

Modulation type	Conducted Average Power(dBm)			Tune-up
	2402MHz	2440MHz	2480MHz	
GFSK (LE 1Mbps)	5.14	4.64	5.27	5.5

6.2.5 WIFI

Note: Exclusion method based on EIRP is not applied for the WIFI, SRTC perform SAR measurement.

Unlicensed SISO1

WLAN2.4GHz

Mode	Freq(MHz)	Average power (dBm)	Tune-up (dBm)
802.11b	2412	19.00	19.0
	2437	18.71	19.0
	2462	18.32	19.0
802.11g	2412	17.19	17.5
	2437	16.86	17.5
	2462	16.65	17.5
802.11n HT20	2412	16.70	17
	2437	16.42	17
	2462	16.43	17
802.11n HT40	2422	15.43	16
	2437	15.99	16
	2452	15.91	16

WLAN5GHz UNII-1

Mode	Freq(MHz)	Average power (dBm)	Tune-up (dBm)
802.11a	5180	16.36	16.5
	5220	16.12	16.5
	5240	16.21	16.5
802.11n HT20	5180	15.59	16
	5220	15.17	16
	5240	15.64	16
802.11n HT40	5190	14.86	15
	5230	14.53	15
802.11ac VHT20	5180	14.60	15.5
	5220	14.94	15.5
	5240	15.01	15.5
802.11ac VHT40	5190	14.18	14.5
	5230	14.20	14.5
802.11ac VHT80	5210	13.82	14

WLAN5GHz UNII-3

Mode	Freq(MHz)	Average power (dBm)	Tune-up (dBm)
802.11a	5745	18.34	19
	5785	18.44	19
	5825	18.56	19
802.11n HT20	5745	17.80	18
	5785	17.79	18
	5825	17.96	18
802.11n HT40	5755	16.81	17
	5795	16.87	17
802.11ac VHT20	5745	17.07	17.5
	5785	17.07	17.5
	5825	17.45	17.5
802.11ac VHT40	5755	16.56	17
	5795	16.55	17
802.11ac VHT80	5775	16.21	16.5

7 SAR RESULTS

7.1 T-issue and System Check

The manufacturer calibrates the probes annually. Dielectric parameters of the tissue stimulants were measured every day using the dielectric probe kit and the network analyser. For the measurement of the following parameters the SPEAG DAKS-3.5 dielectric parameter probe is used, representing the open-ended coaxial probe measurement procedure. All tests were carried out within 24 hours of measuring the dielectric parameters.

Freq.(MHz)	Date	Liquid parameters	Measured	Target	Delta (%)	Tolerance (%)	Verdict
750	2022/6/4	ϵ_r	43.86	41.9	4.67	± 10	Pass
		$\sigma[S/m]$	0.90	0.89	0.94	± 10	Pass
835	2022/6/8	ϵ_r	41.29	41.5	-0.51	± 10	Pass
		$\sigma[S/m]$	0.89	0.9	-1.36	± 10	Pass
900	2022/6/9	ϵ_r	43.47	41.5	4.75	± 10	Pass
		$\sigma[S/m]$	0.93	0.97	-4.09	± 10	Pass
1800	2022/6/11	ϵ_r	40.05	40	0.13	± 10	Pass
		$\sigma[S/m]$	1.34	1.4	-4.45	± 10	Pass
2000	2022/6/12	ϵ_r	39.65	40	-0.88	± 10	Pass
		$\sigma[S/m]$	1.38	1.4	-1.20	± 10	Pass
2450	2022/6/15	ϵ_r	37.30	39.2	-4.85	± 10	Pass
		$\sigma[S/m]$	1.81	1.8	0.34	± 10	Pass
2600	2022/6/13	ϵ_r	39.06	39	0.16	± 10	Pass
		$\sigma[S/m]$	2.03	1.96	3.46	± 10	Pass
5200	2022/6/14	ϵ_r	34.43	36	-4.36	± 5	Pass
		$\sigma[S/m]$	4.61	4.66	-1.17	± 5	Pass
5800	2022/6/13	ϵ_r	33.56	35.3	-4.94	± 5	Pass
		$\sigma[S/m]$	5.33	5.27	1.10	± 5	Pass

A system check measurement was made following the determination of the dielectric parameters of the stimulant, using the dipole validation kit. Dipole was placed under the flat section of the twin SAM phantom. The system checking results (dielectric parameters and SAR values) are given in the table below. All tests were carried out within 24 hours of checking system. Plots of the system checking scans are given in Annex A. Tissue Stimulants used in the Measurements. **For the same frequency range, SAR measurement is the same day with system check, and there is no need to manually add test date in ANNEX A.**

Freq.(MHz)	Date	SAR measured (normalized to 1W)		Target (Ref. Value)	Delta(%)	Tolerance(%)	Verdict
		1g	10g				
750	2022/6/4	1g	8.56	8.40	1.90	±10	Pass
		10g	5.88	5.70	3.16	±10	Pass
835	2022/6/8	1g	9.28	9.38	-1.07	±10	Pass
		10g	6.08	6.25	-2.72	±10	Pass
900	2022/6/9	1g	10.72	10.90	-1.65	±10	Pass
		10g	7.32	7.00	4.57	±10	Pass
1800	2022/6/11	1g	40.00	38.90	2.83	±10	Pass
		10g	20.88	20.30	2.86	±10	Pass
2000	2022/6/12	1g	42.56	41.00	3.80	±10	Pass
		10g	19.96	20.50	-2.63	±10	Pass
2450	2022/6/15	1g	50.76	53.00	-4.23	±10	Pass
		10g	25.44	24.50	3.84	±10	Pass
2600	2022/6/13	1g	56.08	56.50	-0.74	±10	Pass
		10g	26.12	25.40	2.83	±10	Pass
5200	2022/6/14	1g	73.40	75.90	-3.29	±10	Pass
		10g	21.50	21.40	0.47	±10	Pass
5800	2022/6/13	1g	79.60	78.50	1.40	±10	Pass
		10g	21.40	21.90	-2.28	±10	Pass

7.2 SAR Test result

In order to determine the largest value of the peak spatial-average SAR of a handset, all device positions, configurations, and operational modes should be tested for each frequency band according to Steps 1 to 3 below.

Step 1: The tests should be performed at the channel that is closest to the centre of the transmit frequency band.

- a) All device positions (cheek and tilt, for both left and right sides of the SAM phantom),
- b) All configurations for each device position in a), e.g., antenna extended and retracted, and
- c) All operational modes for each device position in item a) and configuration in item b) in each frequency band, e.g., analog and digital, If more than three frequencies need to be tested (i.e., $N_c > 3$), then all frequencies, configurations and modes shall be tested for all of the above test conditions.

Step 2: For the condition providing the highest peak spatial-average SAR determined in Step 1 for each frequency, perform all tests at all other test frequency channels, e.g., lowest and highest frequencies. In addition, for all other conditions (device position, configuration, and operational mode) where the peak spatial-average SAR value determined in Step 1 is within 3 dB of the applicable SAR limit, it is recommended that all other test frequencies should be tested as well.

Step 3: Examine all data to determine the largest value of the peak.

Test and antenna position describe as follow:

Note: SRTC defined these positions (Back, Front, left, right, Top, Bottom) when facing the DUT screen.



License antenna	Position	Distances to edge (mm)	Test or not	Note
Ant0	Back	1.5	YES	ANT for 2/3/4 L
	Front	2.0	YES	
	Top	93.3	NO	
	Bottom	16.8	YES	
	Left	72.0	NO	
	Right	1.0	YES	

License antenna	Position	Distances to edge (mm)	Test or not	Note
Ant1	Back	1.5	YES	ANT for 2/3/4 M
	Front	2.0	YES	
	Top	159.0	NO	
	Bottom	1.0	YES	
	Left	65.0	NO	
	Right	1.5	YES	

License antenna	Position	Distances to edge (mm)	Test or not	Note
Ant2	Back	1.5	YES	ANT for 2/3/4 H
	Front	3.2	YES	
	Top	35.0	NO	
	Bottom	115.2	NO	
	Left	65.0	NO	
	Right	1.5	YES	

Unlicense antenna	Position	Distances to edge (mm)	Test or not	Note
Ant4	Back	3.2	YES	BT/WIFI2.4GHz/ WIFI5GHz
	Front	1.5	YES	
	Top	1.0	YES	
	Bottom	65.0	NO	
	Left	48.0	NO	
	Right	1.0	YES	

The measured and reported SAR values are tabulated below:

Non-signaling mode duty cycle could be the most conservative condition which with 100% duty cycle. So duty factor=1/ duty cycle shall be taken into consideration for SAR measurement with Non-signaling mode.

7.2.1 Licensed SISO1

Test case				Meas power(dBm)	Tune-up(dBm)	Scaling factor	Meas SAR(w/kg)		Report SAR(w/kg)	
GSM850	Exposure condition	Position	Channel				First	Second	First	Second
GPRS/EDGE GMSK	Head	Left Cheek	L	29.48	29.50	1.00	---	---	---	---
		Left Cheek	M	29.42	29.50	1.02	0.202	---	0.206	---
		Left Cheek	H	29.36	29.50	1.03	---	---	---	---
		Left tilt	L	29.48	29.50	1.00	---	---	---	---
		Left tilt	M	29.42	29.50	1.02	0.060	---	0.061	---
		Left tilt	H	29.36	29.50	1.03	---	---	---	---
		Right Cheek	L	29.48	29.50	1.00	---	---	---	---
		Right Cheek	M	29.42	29.50	1.02	0.145	---	0.148	---
		Right Cheek	H	29.36	29.50	1.03	---	---	---	---
		Right tilt	L	29.48	29.50	1.00	---	---	---	---
		Right tilt	M	29.42	29.50	1.02	0.101	---	0.103	---
		Right tilt	H	29.36	29.50	1.03	---	---	---	---
	Body-worn	Back	L	29.48	29.50	1.00	---	---	---	---
		Back	M	29.42	29.50	1.02	0.389	---	0.397	---
		Back	H	29.36	29.50	1.03	---	---	---	---
		Front	L	29.48	29.50	1.00	---	---	---	---
		Front	M	29.42	29.50	1.02	0.226	---	0.231	---
		Front	H	29.36	29.50	1.03	---	---	---	---
	Hotspot	Back	L	29.48	29.50	1.00	---	---	---	---
		Back	M	29.42	29.50	1.02	0.389	---	0.397	---
		Back	H	29.36	29.50	1.03	---	---	---	---
		Front	L	29.48	29.50	1.00	---	---	---	---
		Front	M	29.42	29.50	1.02	0.226	---	0.231	---
		Front	H	29.36	29.50	1.03	---	---	---	---
		Top	L	29.48	29.50	1.00	---	---	---	---
		Top	M	29.42	29.50	1.02	---	---	---	---
		Top	H	29.36	29.50	1.03	---	---	---	---
		Bottom	L	29.48	29.50	1.00	---	---	---	---
		Bottom	M	29.42	29.50	1.02	0.059	---	0.060	---
		Bottom	H	29.36	29.50	1.03	---	---	---	---
		Left	L	29.48	29.50	1.00	---	---	---	---
		Left	M	29.42	29.50	1.02	---	---	---	---
	Left	H	29.36	29.50	1.03	---	---	---	---	
	Right	L	29.48	29.50	1.00	---	---	---	---	
	Right	M	29.42	29.50	1.02	0.520	---	0.530	---	
	Right	H	29.36	29.50	1.03	---	---	---	---	

Test case				Meas power(dBm)	Tune-up(dBm)	Scaling factor	Meas SAR(w/kg)		Report SAR(w/kg)	
GSM1900	Exposure condition	Position	Channel				First	Second	First	Second
GPRS/EDGE GMSK	Head	Left Cheek	L	26.30	26.50	1.05	---	---	---	---
		Left Cheek	M	26.34	26.50	1.04	0.157	---	0.163	---
		Left Cheek	H	26.37	26.50	1.03	---	---	---	---
		Left tilt	L	26.30	26.50	1.05	---	---	---	---
		Left tilt	M	26.34	26.50	1.04	0.041	---	0.043	---
		Left tilt	H	26.37	26.50	1.03	---	---	---	---
		Right Cheek	L	26.30	26.50	1.05	---	---	---	---
		Right Cheek	M	26.34	26.50	1.04	0.087	---	0.090	---
		Right Cheek	H	26.37	26.50	1.03	---	---	---	---
		Right tilt	L	26.30	26.50	1.05	---	---	---	---
		Right tilt	M	26.34	26.50	1.04	0.076	---	0.079	---
		Right tilt	H	26.37	26.50	1.03	---	---	---	---
	Body-worn	Back	L	26.30	26.50	1.05	---	---	---	---
		Back	M	26.34	26.50	1.04	0.426	---	0.443	---
		Back	H	26.37	26.50	1.03	---	---	---	---
		Front	L	26.30	26.50	1.05	---	---	---	---
		Front	M	26.34	26.50	1.04	0.266	---	0.277	---
		Front	H	26.37	26.50	1.03	---	---	---	---
	Hotspot	Back	L	26.30	26.50	1.05	---	---	---	---
		Back	M	26.34	26.50	1.04	0.426	---	0.443	---
		Back	H	26.37	26.50	1.03	---	---	---	---
		Front	L	26.30	26.50	1.05	---	---	---	---
		Front	M	26.34	26.50	1.04	0.266	---	0.277	---
		Front	H	26.37	26.50	1.03	---	---	---	---
		Top	L	26.30	26.50	1.05	---	---	---	---
		Top	M	26.34	26.50	1.04	---	---	---	---
		Top	H	26.37	26.50	1.03	---	---	---	---
		Bottom	L	26.30	26.50	1.05	---	---	---	---
		Bottom	M	26.34	26.50	1.04	0.491	---	0.511	---
		Bottom	H	26.37	26.50	1.03	---	---	---	---
		Left	L	26.30	26.50	1.05	---	---	---	---
		Left	M	26.34	26.50	1.04	---	---	---	---
		Left	H	26.37	26.50	1.03	---	---	---	---
		Right	L	26.30	26.50	1.05	---	---	---	---
		Right	M	26.34	26.50	1.04	0.069	---	0.072	---
		Right	H	26.37	26.50	1.03	---	---	---	---

Test case				Meas power(dBm)	Tune-up(dBm)	Scaling factor	Meas SAR(w/kg)		Report SAR(w/kg)	
WCDMA II	Exposure condition	Position	Channel				First	Second	First	Second
RMC	Head	Left Cheek	L	23.64	24.00	1.09	---	---	---	---
		Left Cheek	M	23.87	24.00	1.03	0.264	---	0.272	---
		Left Cheek	H	23.80	24.00	1.05	---	---	---	---
		Left tilt	L	23.64	24.00	1.09	---	---	---	---
		Left tilt	M	23.87	24.00	1.03	0.081	---	0.083	---
		Left tilt	H	23.80	24.00	1.05	---	---	---	---
		Right Cheek	L	23.64	24.00	1.09	---	---	---	---
		Right Cheek	M	23.87	24.00	1.03	0.155	---	0.160	---
		Right Cheek	H	23.80	24.00	1.05	---	---	---	---
		Right tilt	L	23.64	24.00	1.09	---	---	---	---
		Right tilt	M	23.87	24.00	1.03	0.105	---	0.108	---
		Right tilt	H	23.80	24.00	1.05	---	---	---	---
	Body-worn	Back	L	23.64	24.00	1.09	---	---	---	---
		Back	M	23.87	24.00	1.03	0.771	---	0.794	---
		Back	H	23.80	24.00	1.05	---	---	---	---
		Front	L	23.64	24.00	1.09	---	---	---	---
		Front	M	23.87	24.00	1.03	0.488	---	0.503	---
		Front	H	23.80	24.00	1.05	---	---	---	---
	Hotspot	Back	L	23.64	24.00	1.09	---	---	---	---
		Back	M	23.87	24.00	1.03	0.771	---	0.794	---
		Back	H	23.80	24.00	1.05	---	---	---	---
		Front	L	23.64	24.00	1.09	---	---	---	---
		Front	M	23.87	24.00	1.03	0.488	---	0.503	---
		Front	H	23.80	24.00	1.05	---	---	---	---
		Top	L	23.64	24.00	1.09	---	---	---	---
		Top	M	23.87	24.00	1.03	---	---	---	---
		Top	H	23.80	24.00	1.05	---	---	---	---
		Bottom	L	23.64	24.00	1.09	---	---	---	---
		Bottom	M	23.87	24.00	1.03	0.667	---	0.687	---
		Bottom	H	23.80	24.00	1.05	---	---	---	---
		Left	L	23.64	24.00	1.09	---	---	---	---
		Left	M	23.87	24.00	1.03	---	---	0.000	---
		Left	H	23.80	24.00	1.05	---	---	---	---
		Right	L	23.64	24.00	1.09	---	---	---	---
		Right	M	23.87	24.00	1.03	0.115	---	0.118	---
		Right	H	23.80	24.00	1.05	---	---	---	---

Test case				Meas power(dBm)	Tune-up(dBm)	Scaling factor	Meas SAR(w/kg)		Report SAR(w/kg)	
WCDMA IV	Exposure condition	Position	Channel				First	Second	First	Second
RMC	Head	Left Cheek	L	23.46	23.50	1.01	---	---	---	---
		Left Cheek	M	23.49	23.50	1.00	0.269	---	0.269	---
		Left Cheek	H	23.19	23.50	1.07	---	---	---	---
		Left tilt	L	23.46	23.50	1.01	---	---	---	---
		Left tilt	M	23.49	23.50	1.00	0.112	---	0.112	---
		Left tilt	H	23.19	23.50	1.07	---	---	---	---
		Right Cheek	L	23.46	23.50	1.01	---	---	---	---
		Right Cheek	M	23.49	23.50	1.00	0.202	---	0.202	---
		Right Cheek	H	23.19	23.50	1.07	---	---	---	---
		Right tilt	L	23.46	23.50	1.01	---	---	---	---
		Right tilt	M	23.49	23.50	1.00	0.143	---	0.143	---
		Right tilt	H	23.19	23.50	1.07	---	---	---	---
	Body-worn	Back	L	23.46	23.50	1.01	0.998	0.999	1.008	1.009
		Back	M	23.49	23.50	1.00	1.090	1.088	1.090	1.088
		Back	H	23.19	23.50	1.07	0.976	0.978	1.044	1.046
		Front	L	23.46	23.50	1.01	---	---	---	---
		Front	M	23.49	23.50	1.00	0.710	---	0.710	---
		Front	H	23.19	23.50	1.07	---	---	---	---
	Hotspot	Back	L	23.46	23.50	1.01	0.998	0.999	1.008	1.009
		Back	M	23.49	23.50	1.00	1.090	1.088	1.090	1.088
		Back	H	23.19	23.50	1.07	0.976	0.978	1.044	1.046
		Front	L	23.46	23.50	1.01	---	---	---	---
		Front	M	23.49	23.50	1.00	0.710	---	0.710	---
		Front	H	23.19	23.50	1.07	---	---	---	---
		Top	L	23.46	23.50	1.01	---	---	---	---
		Top	M	23.49	23.50	1.00	---	---	---	---
		Top	H	23.19	23.50	1.07	---	---	---	---
		Bottom	L	23.46	23.50	1.01	---	---	---	---
		Bottom	M	23.49	23.50	1.00	0.650	---	0.650	---
		Bottom	H	23.19	23.50	1.07	---	---	---	---
		Left	L	23.46	23.50	1.01	---	---	---	---
		Left	M	23.49	23.50	1.00	---	---	0.000	---
		Left	H	23.19	23.50	1.07	---	---	---	---
		Right	L	23.46	23.50	1.01	---	---	---	---
		Right	M	23.49	23.50	1.00	0.312	---	0.312	---
		Right	H	23.19	23.50	1.07	---	---	---	---

Test case				Meas power(dBm)	Tune-up(dBm)	Scaling factor	Meas SAR(w/kg)		Report SAR(w/kg)	
WCDMA V	Exposure condition	Position	Channel				First	Second	First	Second
RMC	Head	Left Cheek	L	23.85	24.00	1.04	---	---	---	---
		Left Cheek	M	23.81	24.00	1.04	0.204	---	0.212	---
		Left Cheek	H	23.60	24.00	1.10	---	---	---	---
		Left tilt	L	23.85	24.00	1.04	---	---	---	---
		Left tilt	M	23.81	24.00	1.04	0.057	---	0.059	---
		Left tilt	H	23.60	24.00	1.10	---	---	---	---
		Right Cheek	L	23.85	24.00	1.04	---	---	---	---
		Right Cheek	M	23.81	24.00	1.04	0.147	---	0.153	---
		Right Cheek	H	23.60	24.00	1.10	---	---	---	---
		Right tilt	L	23.85	24.00	1.04	---	---	---	---
		Right tilt	M	23.81	24.00	1.04	0.081	---	0.084	---
		Right tilt	H	23.60	24.00	1.10	---	---	---	---
	Body-worn	Back	L	23.85	24.00	1.04	---	---	---	---
		Back	M	23.81	24.00	1.04	0.389	---	0.405	---
		Back	H	23.60	24.00	1.10	---	---	---	---
		Front	L	23.85	24.00	1.04	---	---	---	---
		Front	M	23.81	24.00	1.04	0.213	---	0.222	---
		Front	H	23.60	24.00	1.10	---	---	---	---
	Hotspot	Back	L	23.85	24.00	1.04	---	---	---	---
		Back	M	23.81	24.00	1.04	0.389	---	0.405	---
		Back	H	23.60	24.00	1.10	---	---	---	---
		Front	L	23.85	24.00	1.04	---	---	---	---
		Front	M	23.81	24.00	1.04	0.213	---	0.222	---
		Front	H	23.60	24.00	1.10	---	---	---	---
		Top	L	23.85	24.00	1.04	---	---	---	---
		Top	M	23.81	24.00	1.04	---	---	---	---
		Top	H	23.60	24.00	1.10	---	---	---	---
		Bottom	L	23.85	24.00	1.04	---	---	---	---
		Bottom	M	23.81	24.00	1.04	0.010	---	0.010	---
		Bottom	H	23.60	24.00	1.10	---	---	---	---
		Left	L	23.85	24.00	1.04	---	---	---	---
		Left	M	23.81	24.00	1.04	---	---	0.000	---
		Left	H	23.60	24.00	1.10	---	---	---	---
		Right	L	23.85	24.00	1.04	---	---	---	---
		Right	M	23.81	24.00	1.04	0.275	---	0.286	---
		Right	H	23.60	24.00	1.10	---	---	---	---

Test case				Meas power(dBm)	Tune-up(dBm)	Scaling factor	Meas SAR(w/kg)		Report SAR(w/kg)	
LTE2	Exposure condition	Position	Channel				First	Second	First	Second
QPSK 1RB	Head	Left Cheek	L	23.48	24.00	1.13	---	---	---	---
		Left Cheek	M	23.96	24.00	1.01	0.295	---	0.298	---
		Left Cheek	H	23.65	24.00	1.08	---	---	---	---
		Left tilt	L	23.48	24.00	1.13	---	---	---	---
		Left tilt	M	23.96	24.00	1.01	0.073	---	0.074	---
		Left tilt	H	23.65	24.00	1.08	---	---	---	---
		Right Cheek	L	23.48	24.00	1.13	---	---	---	---
		Right Cheek	M	23.96	24.00	1.01	0.142	---	0.143	---
		Right Cheek	H	23.65	24.00	1.08	---	---	---	---
		Right tilt	L	23.48	24.00	1.13	---	---	---	---
		Right tilt	M	23.96	24.00	1.01	0.138	---	0.139	---
		Right tilt	H	23.65	24.00	1.08	---	---	---	---
	Body-worn	Back	L	23.48	24.00	1.13	---	---	---	---
		Back	M	23.96	24.00	1.01	0.726	---	0.733	---
		Back	H	23.65	24.00	1.08	---	---	---	---
		Front	L	23.48	24.00	1.13	---	---	---	---
		Front	M	23.96	24.00	1.01	0.436	---	0.440	---
		Front	H	23.65	24.00	1.08	---	---	---	---
	Hotspot	Back	L	23.48	24.00	1.13	---	---	---	---
		Back	M	23.96	24.00	1.01	0.726	---	0.733	---
		Back	H	23.65	24.00	1.08	---	---	---	---
		Front	L	23.48	24.00	1.13	---	---	---	---
		Front	M	23.96	24.00	1.01	0.436	---	0.440	---
		Front	H	23.65	24.00	1.08	---	---	---	---
		Top	L	23.48	24.00	1.13	---	---	---	---
		Top	M	23.96	24.00	1.01	---	---	---	---
		Top	H	23.65	24.00	1.08	---	---	---	---
		Bottom	L	23.48	24.00	1.13	---	---	---	---
		Bottom	M	23.96	24.00	1.01	0.755	---	0.763	---
		Bottom	H	23.65	24.00	1.08	---	---	---	---
		Left	L	23.48	24.00	1.13	---	---	---	---
		Left	M	23.96	24.00	1.01	---	---	---	---
		Left	H	23.65	24.00	1.08	---	---	---	---
		Right	L	23.48	24.00	1.13	---	---	---	---
		Right	M	23.96	24.00	1.01	0.186	---	0.188	---
		Right	H	23.65	24.00	1.08	---	---	---	---
QPSK 50%RB	Head	Left Cheek	L	22.44	23.00	1.14	---	---	---	---
		Left Cheek	M	22.54	23.00	1.11	0.266	---	0.295	---
		Left Cheek	H	22.91	23.00	1.02	---	---	---	---
		Left tilt	L	22.44	23.00	1.14	---	---	---	---
		Left tilt	M	22.54	23.00	1.11	0.065	---	0.072	---
		Left tilt	H	22.91	23.00	1.02	---	---	---	---
		Right Cheek	L	22.44	23.00	1.14	---	---	---	---
		Right Cheek	M	22.54	23.00	1.11	0.127	---	0.141	---

		Right Cheek	H	22.91	23.00	1.02	---	---	---	---
		Right tilt	L	22.44	23.00	1.14	---	---	---	---
		Right tilt	M	22.54	23.00	1.11	0.120	---	0.133	---
		Right tilt	H	22.91	23.00	1.02	---	---	---	---
	Body-worn	Back	L	22.44	23.00	1.14	---	---	---	---
		Back	M	22.54	23.00	1.11	0.656	---	0.728	---
		Back	H	22.91	23.00	1.02	---	---	---	---
		Front	L	22.44	23.00	1.14	---	---	---	---
		Front	M	22.54	23.00	1.11	0.392	---	0.435	---
		Front	H	22.91	23.00	1.02	---	---	---	---
	Hotspot	Back	L	22.44	23.00	1.14	---	---	---	---
		Back	M	22.54	23.00	1.11	0.656	---	0.728	---
		Back	H	22.91	23.00	1.02	---	---	---	---
		Front	L	22.44	23.00	1.14	---	---	---	---
		Front	M	22.54	23.00	1.11	0.392	---	0.435	---
		Front	H	22.91	23.00	1.02	---	---	---	---
		Top	L	22.44	23.00	1.14	---	---	---	---
		Top	M	22.54	23.00	1.11	---	---	---	---
		Top	H	22.91	23.00	1.02	---	---	---	---
		Bottom	L	22.44	23.00	1.14	---	---	---	---
		Bottom	M	22.54	23.00	1.11	0.680	---	0.755	---
		Bottom	H	22.91	23.00	1.02	---	---	---	---
		Left	L	22.44	23.00	1.14	---	---	---	---
		Left	M	22.54	23.00	1.11	---	---	---	---
		Left	H	22.91	23.00	1.02	---	---	---	---
		Right	L	22.44	23.00	1.14	---	---	---	---
	Right	M	22.54	23.00	1.11	0.165	---	0.183	---	
Right	H	22.91	23.00	1.02	---	---	---	---		

Test case				Meas power(dBm)	Tune-up(dBm)	Scaling factor	Meas SAR(w/kg)		Report SAR(w/kg)	
LTE4	Exposure condition	Position	Channel				First	Second	First	Second
QPSK 1RB	Head	Left Cheek	L	23.88	24.00	1.03	---	---	---	---
		Left Cheek	M	23.36	24.00	1.16	0.213	---	0.247	---
		Left Cheek	H	23.48	24.00	1.13	---	---	---	---
		Left tilt	L	23.88	24.00	1.03	---	---	---	---
		Left tilt	M	23.36	24.00	1.16	0.084	---	0.097	---
		Left tilt	H	23.48	24.00	1.13	---	---	---	---
		Right Cheek	L	23.88	24.00	1.03	---	---	---	---
		Right Cheek	M	23.36	24.00	1.16	0.145	---	0.168	---
		Right Cheek	H	23.48	24.00	1.13	---	---	---	---
		Right tilt	L	23.88	24.00	1.03	---	---	---	---
		Right tilt	M	23.36	24.00	1.16	0.109	---	0.126	---
		Right tilt	H	23.48	24.00	1.13	---	---	---	---
	Body-worn	Back	L	23.88	24.00	1.03	0.925	0.926	0.953	0.954
		Back	M	23.36	24.00	1.16	0.910	0.908	1.056	1.053
		Back	H	23.48	24.00	1.13	0.918	0.917	1.037	1.036
		Front	L	23.88	24.00	1.03	---	---	---	---
		Front	M	23.36	24.00	1.16	0.571	---	0.662	---
		Front	H	23.48	24.00	1.13	---	---	---	---
	Hotspot	Back	L	23.88	24.00	1.03	0.925	0.926	0.953	0.954
		Back	M	23.36	24.00	1.16	0.910	0.908	1.056	1.053
		Back	H	23.48	24.00	1.13	0.918	0.917	1.037	1.036
		Front	L	23.88	24.00	1.03	---	---	---	---
		Front	M	23.36	24.00	1.16	0.571	---	0.662	---
		Front	H	23.48	24.00	1.13	---	---	---	---
		Top	L	23.88	24.00	1.03	---	---	---	---
		Top	M	23.36	24.00	1.16	---	---	---	---
		Top	H	23.48	24.00	1.13	---	---	---	---
		Bottom	L	23.88	24.00	1.03	0.953	0.954	0.982	0.983
		Bottom	M	23.36	24.00	1.16	0.942	0.941	1.093	1.092
		Bottom	H	23.48	24.00	1.13	0.947	0.946	1.070	1.069
		Left	L	23.88	24.00	1.03	---	---	---	---
		Left	M	23.36	24.00	1.16	---	---	---	---
		Left	H	23.48	24.00	1.13	---	---	---	---
		Right	L	23.88	24.00	1.03	---	---	---	---
		Right	M	23.36	24.00	1.16	0.246	---	0.285	---
		Right	H	23.48	24.00	1.13	---	---	---	---
QPSK 50%RB	Head	Left Cheek	L	22.62	23.00	1.09	---	---	---	---
		Left Cheek	M	21.90	23.00	1.29	0.190	---	0.245	---
		Left Cheek	H	21.96	23.00	1.27	---	---	---	---
		Left tilt	L	22.62	23.00	1.09	---	---	---	---
		Left tilt	M	21.90	23.00	1.29	0.072	---	0.093	---
		Left tilt	H	21.96	23.00	1.27	---	---	---	---
		Right Cheek	L	22.62	23.00	1.09	---	---	---	---
		Right Cheek	M	21.90	23.00	1.29	0.126	---	0.163	---

		Right Cheek	H	21.96	23.00	1.27	---	---	---	---
		Right tilt	L	22.62	23.00	1.09	---	---	---	---
		Right tilt	M	21.90	23.00	1.29	0.094	---	0.121	---
		Right tilt	H	21.96	23.00	1.27	---	---	---	---
	Body-worn	Back	L	22.62	23.00	1.09	0.833	0.832	0.908	0.907
		Back	M	21.90	23.00	1.29	0.817	0.915	1.054	1.180
		Back	H	21.96	23.00	1.27	0.823	0.820	1.045	1.041
		Front	L	22.62	23.00	1.09	---	---	---	---
		Front	M	21.90	23.00	1.29	0.508	---	0.655	---
		Front	H	21.96	23.00	1.27	---	---	---	---
	Hotspot	Back	L	22.62	23.00	1.09	0.833	0.832	0.908	0.907
		Back	M	21.90	23.00	1.29	0.817	0.915	1.054	1.180
		Back	H	21.96	23.00	1.27	0.823	0.820	1.045	1.041
		Front	L	22.62	23.00	1.09	---	---	---	---
		Front	M	21.90	23.00	1.29	0.508	---	0.655	---
		Front	H	21.96	23.00	1.27	---	---	---	---
		Top	L	22.62	23.00	1.09	---	---	---	---
		Top	M	21.90	23.00	1.29	---	---	---	---
		Top	H	21.96	23.00	1.27	---	---	---	---
		Bottom	L	22.62	23.00	1.09	0.857	0.858	0.934	0.935
		Bottom	M	21.90	23.00	1.29	0.844	0.842	1.089	1.086
		Bottom	H	21.96	23.00	1.27	0.850	0.852	1.080	1.082
		Left	L	22.62	23.00	1.09	---	---	---	---
		Left	M	21.90	23.00	1.29	---	---	---	---
Left	H	21.96	23.00	1.27	---	---	---	---		
Right	L	22.62	23.00	1.09	---	---	---	---		
Right	M	21.90	23.00	1.29	0.218	---	0.281	---		
Right	H	21.96	23.00	1.27	---	---	---	---		
QPSK 100%RB	Head	Left Cheek	L	21.79	22.00	1.05	---	---	---	---
		Left Cheek	M	21.91	22.00	1.02	0.187	---	0.191	---
		Left Cheek	H	21.88	22.00	1.03	---	---	---	---
		Left tilt	L	21.79	22.00	1.05	---	---	---	---
		Left tilt	M	21.91	22.00	1.02	0.070	---	0.071	---
		Left tilt	H	21.88	22.00	1.03	---	---	---	---
		Right Cheek	L	21.79	22.00	1.05	---	---	---	---
		Right Cheek	M	21.91	22.00	1.02	0.124	---	0.126	---
		Right Cheek	H	21.88	22.00	1.03	---	---	---	---
		Right tilt	L	21.79	22.00	1.05	---	---	---	---
		Right tilt	M	21.91	22.00	1.02	0.092	---	0.094	---
		Right tilt	H	21.88	22.00	1.03	---	---	---	---
	Body-worn	Back	L	21.79	22.00	1.05	0.786	0.785	0.825	0.824
		Back	M	21.91	22.00	1.02	0.812	0.811	0.828	0.827
		Back	H	21.88	22.00	1.03	0.796	0.794	0.820	0.818
		Front	L	21.79	22.00	1.05	---	---	---	---
		Front	M	21.91	22.00	1.02	0.501	---	0.511	---
		Front	H	21.88	22.00	1.03	---	---	---	---
	Hotspot	Back	L	21.79	22.00	1.05	0.786	0.785	0.825	0.824

	Back	M	21.91	22.00	1.02	0.812	0.811	0.828	0.827
	Back	H	21.88	22.00	1.03	0.796	0.794	0.820	0.818
	Front	L	21.79	22.00	1.05	---	---	---	---
	Front	M	21.91	22.00	1.02	0.501	---	0.511	---
	Front	H	21.88	22.00	1.03	---	---	---	---
	Top	L	21.79	22.00	1.05	---	---	---	---
	Top	M	21.91	22.00	1.02	---	---	---	---
	Top	H	21.88	22.00	1.03	---	---	---	---
	Bottom	L	21.79	22.00	1.05	0.809	0.807	0.849	0.847
	Bottom	M	21.91	22.00	1.02	0.834	0.833	0.851	0.850
	Bottom	H	21.88	22.00	1.03	0.822	0.820	0.847	0.845
	Left	L	21.79	22.00	1.05	---	---	---	---
	Left	M	21.91	22.00	1.02	---	---	---	---
	Left	H	21.88	22.00	1.03	---	---	---	---
	Right	L	21.79	22.00	1.05	---	---	---	---
	Right	M	21.91	22.00	1.02	0.216	---	0.220	---
	Right	H	21.88	22.00	1.03	---	---	---	---

Test case				Meas power(dBm)	Tune-up(dBm)	Scaling factor	Meas SAR(w/kg)		Report SAR(w/kg)	
LTE5	Exposure condition	Position	Channel				First	Second	First	Second
QPSK 1RB	Head	Left Cheek	L	23.48	24.00	1.13	---	---	---	---
		Left Cheek	M	23.73	24.00	1.06	0.189	---	0.200	---
		Left Cheek	H	23.64	24.00	1.09	---	---	---	---
		Left tilt	L	23.48	24.00	1.13	---	---	---	---
		Left tilt	M	23.73	24.00	1.06	0.054	---	0.057	---
		Left tilt	H	23.64	24.00	1.09	---	---	---	---
		Right Cheek	L	23.48	24.00	1.13	---	---	---	---
		Right Cheek	M	23.73	24.00	1.06	0.142	---	0.151	---
		Right Cheek	H	23.64	24.00	1.09	---	---	---	---
		Right tilt	L	23.48	24.00	1.13	---	---	---	---
		Right tilt	M	23.73	24.00	1.06	0.092	---	0.098	---
		Right tilt	H	23.64	24.00	1.09	---	---	---	---
	Body-worn	Back	L	23.48	24.00	1.13	---	---	---	---
		Back	M	23.73	24.00	1.06	0.351	---	0.372	---
		Back	H	23.64	24.00	1.09	---	---	---	---
		Front	L	23.48	24.00	1.13	---	---	---	---
		Front	M	23.73	24.00	1.06	0.203	---	0.215	---
		Front	H	23.64	24.00	1.09	---	---	---	---
	Hotspot	Back	L	23.48	24.00	1.13	---	---	---	---
		Back	M	23.73	24.00	1.06	0.351	---	0.372	---
		Back	H	23.64	24.00	1.09	---	---	---	---
		Front	L	23.48	24.00	1.13	---	---	---	---
		Front	M	23.73	24.00	1.06	0.203	---	0.215	---
		Front	H	23.64	24.00	1.09	---	---	---	---
		Top	L	23.48	24.00	1.13	---	---	---	---
		Top	M	23.73	24.00	1.06	---	---	---	---
		Top	H	23.64	24.00	1.09	---	---	---	---
		Bottom	L	23.48	24.00	1.13	---	---	---	---
		Bottom	M	23.73	24.00	1.06	0.055	---	0.058	---
		Bottom	H	23.64	24.00	1.09	---	---	---	---
		Left	L	23.48	24.00	1.13	---	---	---	---
		Left	M	23.73	24.00	1.06	---	---	---	---
		Left	H	23.64	24.00	1.09	---	---	---	---
		Right	L	23.48	24.00	1.13	---	---	---	---
		Right	M	23.73	24.00	1.06	0.345	---	0.366	---
		Right	H	23.64	24.00	1.09	---	---	---	---
QPSK 50%RB	Head	Left Cheek	L	22.60	23.00	1.10	---	---	---	---
		Left Cheek	M	22.56	23.00	1.11	0.178	---	0.198	---
		Left Cheek	H	22.69	23.00	1.07	---	---	---	---
		Left tilt	L	22.60	23.00	1.10	---	---	---	---
		Left tilt	M	22.56	23.00	1.11	0.048	---	0.053	---
		Left tilt	H	22.69	23.00	1.07	---	---	---	---
		Right Cheek	L	22.60	23.00	1.10	---	---	---	---
		Right Cheek	M	22.56	23.00	1.11	0.133	---	0.148	---

		Right Cheek	H	22.69	23.00	1.07	---	---	---	---
		Right tilt	L	22.60	23.00	1.10	---	---	---	---
		Right tilt	M	22.56	23.00	1.11	0.085	---	0.094	---
		Right tilt	H	22.69	23.00	1.07	---	---	---	---
	Body-worn	Back	L	22.60	23.00	1.10	---	---	---	---
		Back	M	22.56	23.00	1.11	0.324	---	0.360	---
		Back	H	22.69	23.00	1.07	---	---	---	---
		Front	L	22.60	23.00	1.10	---	---	---	---
		Front	M	22.56	23.00	1.11	0.191	---	0.212	---
		Front	H	22.69	23.00	1.07	---	---	---	---
	Hotspot	Back	L	22.60	23.00	1.10	---	---	---	---
		Back	M	22.56	23.00	1.11	0.324	---	0.360	---
		Back	H	22.69	23.00	1.07	---	---	---	---
		Front	L	22.60	23.00	1.10	---	---	---	---
		Front	M	22.56	23.00	1.11	0.191	---	0.212	---
		Front	H	22.69	23.00	1.07	---	---	---	---
		Top	L	22.60	23.00	1.10	---	---	---	---
		Top	M	22.56	23.00	1.11	---	---	---	---
		Top	H	22.69	23.00	1.07	---	---	---	---
		Bottom	L	22.60	23.00	1.10	---	---	---	---
		Bottom	M	22.56	23.00	1.11	0.048	---	0.053	---
		Bottom	H	22.69	23.00	1.07	---	---	---	---
		Left	L	22.60	23.00	1.10	---	---	---	---
		Left	M	22.56	23.00	1.11	---	---	---	---
		Left	H	22.69	23.00	1.07	---	---	---	---
		Right	L	22.60	23.00	1.10	---	---	---	---
	Right	M	22.56	23.00	1.11	0.317	---	0.352	---	
Right	H	22.69	23.00	1.07	---	---	---	---		

Test case				Meas power(dBm)	Tune-up(dBm)	Scaling factor	Meas SAR(w/kg)		Report SAR(w/kg)	
LTE7	Exposure condition	Position	Channel				First	Second	First	Second
QPSK 1RB	Head	Left Cheek	L	18.32	18.50	1.04	---	---	---	---
		Left Cheek	M	18.42	18.50	1.02	0.261	---	0.266	---
		Left Cheek	H	18.13	18.50	1.09	---	---	---	---
		Left tilt	L	18.32	18.50	1.04	---	---	---	---
		Left tilt	M	18.42	18.50	1.02	0.118	---	0.120	---
		Left tilt	H	18.13	18.50	1.09	---	---	---	---
		Right Cheek	L	18.32	18.50	1.04	---	---	---	---
		Right Cheek	M	18.42	18.50	1.02	0.778	---	0.794	---
		Right Cheek	H	18.13	18.50	1.09	---	---	---	---
		Right tilt	L	18.32	18.50	1.04	---	---	---	---
		Right tilt	M	18.42	18.50	1.02	0.279	---	0.285	---
		Right tilt	H	18.13	18.50	1.09	---	---	---	---
	Body-worn	Back	L	23.32	23.50	1.04	---	---	---	---
		Back	M	23.42	23.50	1.02	0.709	---	0.723	---
		Back	H	23.13	23.50	1.09	---	---	---	---
		Front	L	23.32	23.50	1.04	---	---	---	---
		Front	M	23.42	23.50	1.02	0.354	---	0.361	---
		Front	H	23.13	23.50	1.09	---	---	---	---
	Hotspot	Back	L	23.32	23.50	1.04	---	---	---	---
		Back	M	23.42	23.50	1.02	0.709	---	0.723	---
		Back	H	23.13	23.50	1.09	---	---	---	---
		Front	L	23.32	23.50	1.04	---	---	---	---
		Front	M	23.42	23.50	1.02	0.354	---	0.361	---
		Front	H	23.13	23.50	1.09	---	---	---	---
		Top	L	23.32	23.50	1.04	---	---	---	---
		Top	M	23.42	23.50	1.02	---	---	---	---
		Top	H	23.13	23.50	1.09	---	---	---	---
		Bottom	L	23.32	23.50	1.04	---	---	---	---
		Bottom	M	23.42	23.50	1.02	---	---	---	---
		Bottom	H	23.13	23.50	1.09	---	---	---	---
		Left	L	23.32	23.50	1.04	1.036	1.035	1.077	1.076
		Left	M	23.42	23.50	1.02	1.070	1.067	1.091	1.088
		Left	H	23.13	23.50	1.09	0.998	0.995	1.088	1.085
		Right	L	23.32	23.50	1.04	---	---	---	---
		Right	M	23.42	23.50	1.02	---	---	---	---
		Right	H	23.13	23.50	1.09	---	---	---	---
QPSK 50%RB	Head	Left Cheek	L	17.44	17.50	1.01	---	---	---	---
		Left Cheek	M	17.30	17.50	1.05	0.250	---	0.263	---
		Left Cheek	H	17.49	17.50	1.00	---	---	---	---
		Left tilt	L	17.44	17.50	1.01	---	---	---	---
		Left tilt	M	17.30	17.50	1.05	0.106	---	0.111	---
		Left tilt	H	17.49	17.50	1.00	---	---	---	---
		Right Cheek	L	17.44	17.50	1.01	---	---	---	---
		Right Cheek	M	17.30	17.50	1.05	0.752	---	0.790	---

	Body-worn	Right Cheek	H	17.49	17.50	1.00	---	---	---	---	
		Right tilt	L	17.44	17.50	1.01	---	---	---	---	
		Right tilt	M	17.30	17.50	1.05	0.265	---	0.278	---	
		Right tilt	H	17.49	17.50	1.00	---	---	---	---	
		Back	L	22.44	22.50	1.01	---	---	---	---	
		Back	M	22.30	22.50	1.05	0.687	---	0.721	---	
		Back	H	22.49	22.50	1.00	---	---	---	---	
		Front	L	22.44	22.50	1.01	---	---	---	---	
		Front	M	22.30	22.50	1.05	0.341	---	0.358	---	
	Front	H	22.49	22.50	1.00	---	---	---	---		
	Hotspot	Back	L	22.44	22.50	1.01	---	---	---	---	
		Back	M	22.30	22.50	1.05	0.687	---	0.721	---	
		Back	H	22.49	22.50	1.00	---	---	---	---	
		Front	L	22.44	22.50	1.01	---	---	---	---	
		Front	M	22.30	22.50	1.05	0.341	---	0.358	---	
		Front	H	22.49	22.50	1.00	---	---	---	---	
		Top	L	22.44	22.50	1.01	---	---	---	---	
		Top	M	22.30	22.50	1.05	---	---	---	---	
		Top	H	22.49	22.50	1.00	---	---	---	---	
		Bottom	L	22.44	22.50	1.01	---	---	---	---	
		Bottom	M	22.30	22.50	1.05	---	---	---	---	
		Bottom	H	22.49	22.50	1.00	---	---	---	---	
		Left	L	22.44	22.50	1.01	1.000	0.998	1.010	1.008	
		Left	M	22.30	22.50	1.05	0.995	0.993	1.045	1.043	
		Left	H	22.49	22.50	1.00	0.996	0.995	0.996	0.995	
		Right	L	22.44	22.50	1.01	---	---	---	---	
		Right	M	22.30	22.50	1.05	---	---	---	---	
		Right	H	22.49	22.50	1.00	---	---	---	---	
	QPSK 100%RB	Head	Left Cheek	L	17.46	17.50	1.01	---	---	---	---
			Left Cheek	M	17.35	17.50	1.04	0.243	---	0.253	---
Left Cheek			H	17.43	17.50	1.02	---	---	---	---	
Left tilt			L	17.46	17.50	1.01	---	---	---	---	
Left tilt			M	17.35	17.50	1.04	0.101	---	0.105	---	
Left tilt			H	17.43	17.50	1.02	---	---	---	---	
Right Cheek			L	17.46	17.50	1.01	---	---	---	---	
Right Cheek			M	17.35	17.50	1.04	0.749	---	0.779	---	
Right Cheek			H	17.43	17.50	1.02	---	---	---	---	
Right tilt			L	17.46	17.50	1.01	---	---	---	---	
Right tilt			M	17.35	17.50	1.04	0.261	---	0.271	---	
Right tilt			H	17.43	17.50	1.02	---	---	---	---	
Body-worn		Back	L	22.46	22.50	1.01	---	---	---	---	
		Back	M	22.35	22.50	1.04	0.677	---	0.704	---	
		Back	H	22.43	22.50	1.02	---	---	---	---	
		Front	L	22.46	22.50	1.01	---	---	---	---	
		Front	M	22.35	22.50	1.04	0.338	---	0.352	---	
		Front	H	22.43	22.50	1.02	---	---	---	---	
Hotspot	Back	L	22.46	22.50	1.01	---	---	---	---		

	Back	M	22.35	22.50	1.04	0.677	---	0.704	---
	Back	H	22.43	22.50	1.02	---	---	---	---
	Front	L	22.46	22.50	1.01	---	---	---	---
	Front	M	22.35	22.50	1.04	0.338	---	0.352	---
	Front	H	22.43	22.50	1.02	---	---	---	---
	Top	L	22.46	22.50	1.01	---	---	---	---
	Top	M	22.35	22.50	1.04	---	---	---	---
	Top	H	22.43	22.50	1.02	---	---	---	---
	Bottom	L	22.46	22.50	1.01	---	---	---	---
	Bottom	M	22.35	22.50	1.04	---	---	---	---
	Bottom	H	22.43	22.50	1.02	---	---	---	---
	Left	L	22.46	22.50	1.01	0.997	0.995	1.007	1.005
	Left	M	22.35	22.50	1.04	0.992	0.991	1.032	1.031
	Left	H	22.43	22.50	1.02	0.994	0.992	1.014	1.012
	Right	L	22.46	22.50	1.01	---	---	---	---
	Right	M	22.35	22.50	1.04	---	---	---	---
	Right	H	22.43	22.50	1.02	---	---	---	---

Test case				Meas power(dBm)	Tune-up(dBm)	Scaling factor	Meas SAR(w/kg)		Report SAR(w/kg)	
LTE7C	Exposure condition	Position	Channel				First	Second	First	Second
QPSK 1RB	Head	Left Cheek	L	18.66	19.00	1.08	---	---	---	---
		Left Cheek	M	18.89	19.00	1.03	0.282	---	0.290	---
		Left Cheek	H	18.87	19.00	1.03	---	---	---	---
		Left tilt	L	18.66	19.00	1.08	---	---	---	---
		Left tilt	M	18.89	19.00	1.03	0.127	---	0.131	---
		Left tilt	H	18.87	19.00	1.03	---	---	---	---
		Right Cheek	L	18.66	19.00	1.08	---	---	---	---
		Right Cheek	M	18.89	19.00	1.03	0.780	---	0.803	---
		Right Cheek	H	18.87	19.00	1.03	---	---	---	---
		Right tilt	L	18.66	19.00	1.08	---	---	---	---
		Right tilt	M	18.89	19.00	1.03	0.390	---	0.402	---
		Right tilt	H	18.87	19.00	1.03	---	---	---	---
	Body-worn	Back	L	23.66	24.00	1.08	---	---	---	---
		Back	M	23.89	24.00	1.03	0.960	---	0.989	---
		Back	H	23.87	24.00	1.03	---	---	---	---
		Front	L	23.66	24.00	1.08	---	---	---	---
		Front	M	23.89	24.00	1.03	0.505	---	0.520	---
		Front	H	23.87	24.00	1.03	---	---	---	---
	Hotspot	Back	L	23.66	24.00	1.08	---	---	---	---
		Back	M	23.89	24.00	1.03	0.960	---	0.989	---
		Back	H	23.87	24.00	1.03	---	---	---	---
		Front	L	23.66	24.00	1.08	---	---	---	---
		Front	M	23.89	24.00	1.03	0.505	---	0.520	---
		Front	H	23.87	24.00	1.03	---	---	---	---
		Top	L	23.66	24.00	1.08	---	---	---	---
		Top	M	23.89	24.00	1.03	---	---	---	---
		Top	H	23.87	24.00	1.03	---	---	---	---
		Bottom	L	23.66	24.00	1.08	---	---	---	---
		Bottom	M	23.89	24.00	1.03	---	---	---	---
		Bottom	H	23.87	24.00	1.03	---	---	---	---
		Left	L	23.66	24.00	1.08	1.088	1.089	1.175	1.176
		Left	M	23.89	24.00	1.03	1.150	1.148	1.185	1.182
		Left	H	23.87	24.00	1.03	1.147	1.146	1.181	1.180
		Right	L	23.66	24.00	1.08	---	---	---	---
		Right	M	23.89	24.00	1.03	---	---	---	---
		Right	H	23.87	24.00	1.03	---	---	---	---

Test case				Meas power(dBm)	Tune-up(dBm)	Scaling factor	Meas SAR(w/kg)		Report SAR(w/kg)	
LTE12	Exposure condition	Position	Channel				First	Second	First	Second
QPSK 1RB	Head	Left Cheek	L	23.41	24.00	1.15	---	---	---	---
		Left Cheek	M	23.64	24.00	1.09	0.010	---	0.011	---
		Left Cheek	H	23.28	24.00	1.18	---	---	---	---
		Left tilt	L	23.41	24.00	1.15	---	---	---	---
		Left tilt	M	23.64	24.00	1.09	0.010	---	0.011	---
		Left tilt	H	23.28	24.00	1.18	---	---	---	---
		Right Cheek	L	23.41	24.00	1.15	---	---	---	---
		Right Cheek	M	23.64	24.00	1.09	0.010	---	0.011	---
		Right Cheek	H	23.28	24.00	1.18	---	---	---	---
		Right tilt	L	23.41	24.00	1.15	---	---	---	---
		Right tilt	M	23.64	24.00	1.09	0.010	---	0.011	---
		Right tilt	H	23.28	24.00	1.18	---	---	---	---
	Body-worn	Back	L	23.41	24.00	1.15	---	---	---	---
		Back	M	23.64	24.00	1.09	0.063	---	0.069	---
		Back	H	23.28	24.00	1.18	---	---	---	---
		Front	L	23.41	24.00	1.15	---	---	---	---
		Front	M	23.64	24.00	1.09	0.046	---	0.050	---
		Front	H	23.28	24.00	1.18	---	---	---	---
	Hotspot	Back	L	23.41	24.00	1.15	---	---	---	---
		Back	M	23.64	24.00	1.09	0.063	---	0.069	---
		Back	H	23.28	24.00	1.18	---	---	---	---
		Front	L	23.41	24.00	1.15	---	---	---	---
		Front	M	23.64	24.00	1.09	0.046	---	0.050	---
		Front	H	23.28	24.00	1.18	---	---	---	---
		Top	L	23.41	24.00	1.15	---	---	---	---
		Top	M	23.64	24.00	1.09	---	---	---	---
		Top	H	23.28	24.00	1.18	---	---	---	---
		Bottom	L	23.41	24.00	1.15	---	---	---	---
		Bottom	M	23.64	24.00	1.09	0.010	---	0.011	---
		Bottom	H	23.28	24.00	1.18	---	---	---	---
		Left	L	23.41	24.00	1.15	---	---	---	---
		Left	M	23.64	24.00	1.09	---	---	---	---
		Left	H	23.28	24.00	1.18	---	---	---	---
		Right	L	23.41	24.00	1.15	---	---	---	---
		Right	M	23.64	24.00	1.09	0.140	---	0.153	---
		Right	H	23.28	24.00	1.18	---	---	---	---
QPSK 50%RB	Head	Left Cheek	L	22.36	23.00	1.16	---	---	---	---
		Left Cheek	M	22.38	23.00	1.15	0.009	---	0.010	---
		Left Cheek	H	22.51	23.00	1.12	---	---	---	---
		Left tilt	L	22.36	23.00	1.16	---	---	---	---
		Left tilt	M	22.38	23.00	1.15	0.009	---	0.010	---
		Left tilt	H	22.51	23.00	1.12	---	---	---	---
		Right Cheek	L	22.36	23.00	1.16	---	---	---	---
		Right Cheek	M	22.38	23.00	1.15	0.009	---	0.010	---

		Right Cheek	H	22.51	23.00	1.12	---	---	---	---
		Right tilt	L	22.36	23.00	1.16	---	---	---	---
		Right tilt	M	22.38	23.00	1.15	0.009	---	0.010	---
		Right tilt	H	22.51	23.00	1.12	---	---	---	---
	Body-worn	Back	L	22.36	23.00	1.16	---	---	---	---
		Back	M	22.38	23.00	1.15	0.056	---	0.064	---
		Back	H	22.51	23.00	1.12	---	---	---	---
		Front	L	22.36	23.00	1.16	---	---	---	---
		Front	M	22.38	23.00	1.15	0.038	---	0.044	---
		Front	H	22.51	23.00	1.12	---	---	---	---
	Hotspot	Back	L	22.36	23.00	1.16	---	---	---	---
		Back	M	22.38	23.00	1.15	0.056	---	0.064	---
		Back	H	22.51	23.00	1.12	---	---	---	---
		Front	L	22.36	23.00	1.16	---	---	---	---
		Front	M	22.38	23.00	1.15	0.038	---	0.044	---
		Front	H	22.51	23.00	1.12	---	---	---	---
		Top	L	22.36	23.00	1.16	---	---	---	---
		Top	M	22.38	23.00	1.15	---	---	---	---
		Top	H	22.51	23.00	1.12	---	---	---	---
		Bottom	L	22.36	23.00	1.16	---	---	---	---
		Bottom	M	22.38	23.00	1.15	0.009	---	0.010	---
		Bottom	H	22.51	23.00	1.12	---	---	---	---
		Left	L	22.36	23.00	1.16	---	---	---	---
		Left	M	22.38	23.00	1.15	---	---	---	---
		Left	H	22.51	23.00	1.12	---	---	---	---
		Right	L	22.36	23.00	1.16	---	---	---	---
	Right	M	22.38	23.00	1.15	0.130	---	0.150	---	
Right	H	22.51	23.00	1.12	---	---	---	---		

Test case				Meas power(dBm)	Tune-up(dBm)	Scaling factor	Meas SAR(w/kg)		Report SAR(w/kg)	
LTE13	Exposure condition	Position	Channel				First	Second	First	Second
QPSK 1RB	Head	Left Cheek	L	23.39	23.50	1.03	---	---	---	---
		Left Cheek	M	23.39	23.50	1.03	0.158	---	0.163	---
		Left Cheek	H	23.39	23.50	1.03	---	---	---	---
		Left tilt	L	23.39	23.50	1.03	---	---	---	---
		Left tilt	M	23.39	23.50	1.03	0.050	---	0.052	---
		Left tilt	H	23.39	23.50	1.03	---	---	---	---
		Right Cheek	L	23.39	23.50	1.03	---	---	---	---
		Right Cheek	M	23.39	23.50	1.03	0.138	---	0.142	---
		Right Cheek	H	23.39	23.50	1.03	---	---	---	---
		Right tilt	L	23.39	23.50	1.03	---	---	---	---
		Right tilt	M	23.39	23.50	1.03	0.085	---	0.088	---
		Right tilt	H	23.39	23.50	1.03	---	---	---	---
	Body-worn	Back	L	23.39	23.50	1.03	---	---	---	---
		Back	M	23.39	23.50	1.03	0.304	---	0.313	---
		Back	H	23.39	23.50	1.03	---	---	---	---
		Front	L	23.39	23.50	1.03	---	---	---	---
		Front	M	23.39	23.50	1.03	0.176	---	0.181	---
		Front	H	23.39	23.50	1.03	---	---	---	---
	Hotspot	Back	L	23.39	23.50	1.03	---	---	---	---
		Back	M	23.39	23.50	1.03	0.304	---	0.313	---
		Back	H	23.39	23.50	1.03	---	---	---	---
		Front	L	23.39	23.50	1.03	---	---	---	---
		Front	M	23.39	23.50	1.03	0.176	---	0.181	---
		Front	H	23.39	23.50	1.03	---	---	---	---
		Top	L	23.39	23.50	1.03	---	---	---	---
		Top	M	23.39	23.50	1.03	---	---	---	---
		Top	H	23.39	23.50	1.03	---	---	---	---
		Bottom	L	23.39	23.50	1.03	---	---	---	---
		Bottom	M	23.39	23.50	1.03	0.045	---	0.046	---
		Bottom	H	23.39	23.50	1.03	---	---	---	---
		Left	L	23.39	23.50	1.03	---	---	---	---
		Left	M	23.39	23.50	1.03	---	---	---	---
		Left	H	23.39	23.50	1.03	---	---	---	---
		Right	L	23.39	23.50	1.03	---	---	---	---
		Right	M	23.39	23.50	1.03	0.390	---	0.402	---
		Right	H	23.39	23.50	1.03	---	---	---	---
QPSK 50%RB	Head	Left Cheek	L	22.46	22.50	1.01	---	---	---	---
		Left Cheek	M	22.46	22.50	1.01	0.155	---	0.157	---
		Left Cheek	H	22.46	22.50	1.01	---	---	---	---
		Left tilt	L	22.46	22.50	1.01	---	---	---	---
		Left tilt	M	22.46	22.50	1.01	0.044	---	0.044	---
		Left tilt	H	22.46	22.50	1.01	---	---	---	---
		Right Cheek	L	22.46	22.50	1.01	---	---	---	---
		Right Cheek	M	22.46	22.50	1.01	0.136	---	0.137	---

		Right Cheek	H	22.46	22.50	1.01	---	---	---	---
		Right tilt	L	22.46	22.50	1.01	---	---	---	---
		Right tilt	M	22.46	22.50	1.01	0.081	---	0.082	---
		Right tilt	H	22.46	22.50	1.01	---	---	---	---
	Body-worn	Back	L	22.46	22.50	1.01	---	---	---	---
		Back	M	22.46	22.50	1.01	0.300	---	0.303	---
		Back	H	22.46	22.50	1.01	---	---	---	---
		Front	L	22.46	22.50	1.01	---	---	---	---
		Front	M	22.46	22.50	1.01	0.173	---	0.175	---
		Front	H	22.46	22.50	1.01	---	---	---	---
	Hotspot	Back	L	22.46	22.50	1.01	---	---	---	---
		Back	M	22.46	22.50	1.01	0.300	---	0.303	---
		Back	H	22.46	22.50	1.01	---	---	---	---
		Front	L	22.46	22.50	1.01	---	---	---	---
		Front	M	22.46	22.50	1.01	0.173	---	0.175	---
		Front	H	22.46	22.50	1.01	---	---	---	---
		Top	L	22.46	22.50	1.01	---	---	---	---
		Top	M	22.46	22.50	1.01	---	---	---	---
		Top	H	22.46	22.50	1.01	---	---	---	---
		Bottom	L	22.46	22.50	1.01	---	---	---	---
		Bottom	M	22.46	22.50	1.01	0.042	---	0.042	---
		Bottom	H	22.46	22.50	1.01	---	---	---	---
		Left	L	22.46	22.50	1.01	---	---	---	---
		Left	M	22.46	22.50	1.01	---	---	---	---
		Left	H	22.46	22.50	1.01	---	---	---	---
		Right	L	22.46	22.50	1.01	---	---	---	---
		Right	M	22.46	22.50	1.01	0.388	---	0.392	---
		Right	H	22.46	22.50	1.01	---	---	---	---

Test case				Meas power(dBm)	Tune-up(dBm)	Scaling factor	Meas SAR(w/kg)		Report SAR(w/kg)	
LTE17	Exposure condition	Position	Channel				First	Second	First	Second
QPSK 1RB	Head	Left Cheek	L	23.10	23.50	1.10	---	---	---	---
		Left Cheek	M	23.45	23.50	1.01	0.010	---	0.010	---
		Left Cheek	H	23.19	23.50	1.07	---	---	---	---
		Left tilt	L	23.10	23.50	1.10	---	---	---	---
		Left tilt	M	23.45	23.50	1.01	0.010	---	0.010	---
		Left tilt	H	23.19	23.50	1.07	---	---	---	---
		Right Cheek	L	23.10	23.50	1.10	---	---	---	---
		Right Cheek	M	23.45	23.50	1.01	0.010	---	0.010	---
		Right Cheek	H	23.19	23.50	1.07	---	---	---	---
		Right tilt	L	23.10	23.50	1.10	---	---	---	---
		Right tilt	M	23.45	23.50	1.01	0.010	---	0.010	---
		Right tilt	H	23.19	23.50	1.07	---	---	---	---
	Body-worn	Back	L	23.10	23.50	1.10	---	---	---	---
		Back	M	23.45	23.50	1.01	0.054	---	0.055	---
		Back	H	23.19	23.50	1.07	---	---	---	---
		Front	L	23.10	23.50	1.10	---	---	---	---
		Front	M	23.45	23.50	1.01	0.044	---	0.044	---
		Front	H	23.19	23.50	1.07	---	---	---	---
	Hotspot	Back	L	23.10	23.50	1.10	---	---	---	---
		Back	M	23.45	23.50	1.01	0.054	---	0.055	---
		Back	H	23.19	23.50	1.07	---	---	---	---
		Front	L	23.10	23.50	1.10	---	---	---	---
		Front	M	23.45	23.50	1.01	0.044	---	0.044	---
		Front	H	23.19	23.50	1.07	---	---	---	---
		Top	L	23.10	23.50	1.10	---	---	---	---
		Top	M	23.45	23.50	1.01	---	---	---	---
		Top	H	23.19	23.50	1.07	---	---	---	---
		Bottom	L	23.10	23.50	1.10	---	---	---	---
		Bottom	M	23.45	23.50	1.01	0.010	---	0.010	---
		Bottom	H	23.19	23.50	1.07	---	---	---	---
		Left	L	23.10	23.50	1.10	---	---	---	---
		Left	M	23.45	23.50	1.01	---	---	---	---
		Left	H	23.19	23.50	1.07	---	---	---	---
		Right	L	23.10	23.50	1.10	---	---	---	---
		Right	M	23.45	23.50	1.01	0.140	---	0.141	---
		Right	H	23.19	23.50	1.07	---	---	---	---
QPSK 50%RB	Head	Left Cheek	L	22.41	22.50	1.02	---	---	---	---
		Left Cheek	M	22.28	22.50	1.05	0.008	---	0.008	---
		Left Cheek	H	22.24	22.50	1.06	---	---	---	---
		Left tilt	L	22.41	22.50	1.02	---	---	---	---
		Left tilt	M	22.28	22.50	1.05	0.008	---	0.008	---
		Left tilt	H	22.24	22.50	1.06	---	---	---	---
		Right Cheek	L	22.41	22.50	1.02	---	---	---	---
		Right Cheek	M	22.28	22.50	1.05	0.008	---	0.008	---

		Right Cheek	H	22.24	22.50	1.06	---	---	---	---
		Right tilt	L	22.41	22.50	1.02	---	---	---	---
		Right tilt	M	22.28	22.50	1.05	0.008	---	0.008	---
		Right tilt	H	22.24	22.50	1.06	---	---	---	---
	Body-worn	Back	L	22.41	22.50	1.02	---	---	---	---
		Back	M	22.28	22.50	1.05	0.050	---	0.053	---
		Back	H	22.24	22.50	1.06	---	---	---	---
		Front	L	22.41	22.50	1.02	---	---	---	---
		Front	M	22.28	22.50	1.05	0.040	---	0.042	---
		Front	H	22.24	22.50	1.06	---	---	---	---
	Hotspot	Back	L	22.41	22.50	1.02	---	---	---	---
		Back	M	22.28	22.50	1.05	0.050	---	0.053	---
		Back	H	22.24	22.50	1.06	---	---	---	---
		Front	L	22.41	22.50	1.02	---	---	---	---
		Front	M	22.28	22.50	1.05	0.040	---	0.042	---
		Front	H	22.24	22.50	1.06	---	---	---	---
		Top	L	22.41	22.50	1.02	---	---	---	---
		Top	M	22.28	22.50	1.05	---	---	---	---
		Top	H	22.24	22.50	1.06	---	---	---	---
		Bottom	L	22.41	22.50	1.02	---	---	---	---
		Bottom	M	22.28	22.50	1.05	0.008	---	0.008	---
		Bottom	H	22.24	22.50	1.06	---	---	---	---
		Left	L	22.41	22.50	1.02	---	---	---	---
		Left	M	22.28	22.50	1.05	---	---	---	---
		Left	H	22.24	22.50	1.06	---	---	---	---
		Right	L	22.41	22.50	1.02	---	---	---	---
	Right	M	22.28	22.50	1.05	0.130	---	0.137	---	
	Right	H	22.24	22.50	1.06	---	---	---	---	

Test case				Meas power(dBm)	Tune-up(dBm)	Scaling factor	Meas SAR(w/kg)		Report SAR(w/kg)	
LTE28	Exposure condition	Position	Channel				First	Second	First	Second
QPSK 1RB	Head	Left Cheek	L	23.02	23.50	1.12	---	---	---	---
		Left Cheek	M	23.20	23.50	1.07	0.074	---	0.079	---
		Left Cheek	H	23.30	23.50	1.05	---	---	---	---
		Left tilt	L	23.02	23.50	1.12	---	---	---	---
		Left tilt	M	23.20	23.50	1.07	0.010	---	0.011	---
		Left tilt	H	23.30	23.50	1.05	---	---	---	---
		Right Cheek	L	23.02	23.50	1.12	---	---	---	---
		Right Cheek	M	23.20	23.50	1.07	0.068	---	0.073	---
		Right Cheek	H	23.30	23.50	1.05	---	---	---	---
		Right tilt	L	23.02	23.50	1.12	---	---	---	---
		Right tilt	M	23.20	23.50	1.07	0.010	---	0.011	---
		Right tilt	H	23.30	23.50	1.05	---	---	---	---
	Body-worn	Back	L	23.02	23.50	1.12	---	---	---	---
		Back	M	23.20	23.50	1.07	0.155	---	0.166	---
		Back	H	23.30	23.50	1.05	---	---	---	---
		Front	L	23.02	23.50	1.12	---	---	---	---
		Front	M	23.20	23.50	1.07	0.078	---	0.083	---
		Front	H	23.30	23.50	1.05	---	---	---	---
	Hotspot	Back	L	23.02	23.50	1.12	---	---	---	---
		Back	M	23.20	23.50	1.07	0.155	---	0.166	---
		Back	H	23.30	23.50	1.05	---	---	---	---
		Front	L	23.02	23.50	1.12	---	---	---	---
		Front	M	23.20	23.50	1.07	0.078	---	0.083	---
		Front	H	23.30	23.50	1.05	---	---	---	---
		Top	L	23.02	23.50	1.12	---	---	---	---
		Top	M	23.20	23.50	1.07	---	---	---	---
		Top	H	23.30	23.50	1.05	---	---	---	---
		Bottom	L	23.02	23.50	1.12	---	---	---	---
		Bottom	M	23.20	23.50	1.07	0.010	---	0.011	---
		Bottom	H	23.30	23.50	1.05	---	---	---	---
		Left	L	23.02	23.50	1.12	---	---	---	---
		Left	M	23.20	23.50	1.07	---	---	---	---
		Left	H	23.30	23.50	1.05	---	---	---	---
		Right	L	23.02	23.50	1.12	---	---	---	---
		Right	M	23.20	23.50	1.07	0.256	---	0.274	---
		Right	H	23.30	23.50	1.05	---	---	---	---
QPSK 50%RB	Head	Left Cheek	L	22.18	22.50	1.08	---	---	---	---
		Left Cheek	M	22.39	22.50	1.03	0.071	---	0.073	---
		Left Cheek	H	22.25	22.50	1.06	---	---	---	---
		Left tilt	L	22.18	22.50	1.08	---	---	---	---
		Left tilt	M	22.39	22.50	1.03	0.010	---	0.010	---
		Left tilt	H	22.25	22.50	1.06	---	---	---	---
		Right Cheek	L	22.18	22.50	1.08	---	---	---	---
		Right Cheek	M	22.39	22.50	1.03	0.062	---	0.064	---

		Right Cheek	H	22.25	22.50	1.06	---	---	---	---
		Right tilt	L	22.18	22.50	1.08	---	---	---	---
		Right tilt	M	22.39	22.50	1.03	0.010	---	0.010	---
		Right tilt	H	22.25	22.50	1.06	---	---	---	---
	Body-worn	Back	L	22.18	22.50	1.08	---	---	---	---
		Back	M	22.39	22.50	1.03	0.151	---	0.156	---
		Back	H	22.25	22.50	1.06	---	---	---	---
		Front	L	22.18	22.50	1.08	---	---	---	---
		Front	M	22.39	22.50	1.03	0.074	---	0.076	---
		Front	H	22.25	22.50	1.06	---	---	---	---
	Hotspot	Back	L	22.18	22.50	1.08	---	---	---	---
		Back	M	22.39	22.50	1.03	0.151	---	0.156	---
		Back	H	22.25	22.50	1.06	---	---	---	---
		Front	L	22.18	22.50	1.08	---	---	---	---
		Front	M	22.39	22.50	1.03	0.074	---	0.076	---
		Front	H	22.25	22.50	1.06	---	---	---	---
		Top	L	22.18	22.50	1.08	---	---	---	---
		Top	M	22.39	22.50	1.03	---	---	---	---
		Top	H	22.25	22.50	1.06	---	---	---	---
		Bottom	L	22.18	22.50	1.08	---	---	---	---
		Bottom	M	22.39	22.50	1.03	0.010	---	0.010	---
		Bottom	H	22.25	22.50	1.06	---	---	---	---
		Left	L	22.18	22.50	1.08	---	---	---	---
		Left	M	22.39	22.50	1.03	---	---	---	---
		Left	H	22.25	22.50	1.06	---	---	---	---
		Right	L	22.18	22.50	1.08	---	---	---	---
	Right	M	22.39	22.50	1.03	0.253	---	0.261	---	
	Right	H	22.25	22.50	1.06	---	---	---	---	

Test case				Meas power(dBm)	Tune-up(dBm)	Scaling factor	Meas SAR(w/kg)		Report SAR(w/kg)	
LTE38	Exposure condition	Position	Channel				First	Second	First	Second
QPSK 1RB	Head	Left Cheek	L	23.48	23.50	1.00	---	---	---	---
		Left Cheek	M	23.39	23.50	1.03	0.250	---	0.258	---
		Left Cheek	H	23.21	23.50	1.07	---	---	---	---
		Left tilt	L	23.48	23.50	1.00	---	---	---	---
		Left tilt	M	23.39	23.50	1.03	0.167	---	0.172	---
		Left tilt	H	23.21	23.50	1.07	---	---	---	---
		Right Cheek	L	23.48	23.50	1.00	0.893	0.892	0.893	0.892
		Right Cheek	M	23.39	23.50	1.03	0.885	0.884	0.912	0.911
		Right Cheek	H	23.21	23.50	1.07	0.850	0.851	0.910	0.911
		Right tilt	L	23.48	23.50	1.00	---	---	---	---
		Right tilt	M	23.39	23.50	1.03	0.404	---	0.416	---
		Right tilt	H	23.21	23.50	1.07	---	---	---	---
	Body-worn	Back	L	23.48	23.50	1.00	---	---	---	---
		Back	M	23.39	23.50	1.03	0.330	---	0.340	---
		Back	H	23.21	23.50	1.07	---	---	---	---
		Front	L	23.48	23.50	1.00	---	---	---	---
		Front	M	23.39	23.50	1.03	0.176	---	0.181	---
		Front	H	23.21	23.50	1.07	---	---	---	---
	Hotspot	Back	L	23.48	23.50	1.00	---	---	---	---
		Back	M	23.39	23.50	1.03	0.330	---	0.340	---
		Back	H	23.21	23.50	1.07	---	---	---	---
		Front	L	23.48	23.50	1.00	---	---	---	---
		Front	M	23.39	23.50	1.03	0.176	---	0.181	---
		Front	H	23.21	23.50	1.07	---	---	---	---
		Top	L	23.48	23.50	1.00	---	---	---	---
		Top	M	23.39	23.50	1.03	---	---	---	---
		Top	H	23.21	23.50	1.07	---	---	---	---
		Bottom	L	23.48	23.50	1.00	---	---	---	---
		Bottom	M	23.39	23.50	1.03	---	---	---	---
		Bottom	H	23.21	23.50	1.07	---	---	---	---
		Left	L	23.48	23.50	1.00	---	---	---	---
		Left	M	23.39	23.50	1.03	0.462	---	0.476	---
		Left	H	23.21	23.50	1.07	---	---	---	---
		Right	L	23.48	23.50	1.00	---	---	---	---
		Right	M	23.39	23.50	1.03	---	---	---	---
		Right	H	23.21	23.50	1.07	---	---	---	---
QPSK 50%RB	Head	Left Cheek	L	22.56	23.00	1.11	---	---	---	---
		Left Cheek	M	22.56	23.00	1.11	0.227	---	0.252	---
		Left Cheek	H	22.60	23.00	1.10	---	---	---	---
		Left tilt	L	22.56	23.00	1.11	---	---	---	---
		Left tilt	M	22.56	23.00	1.11	0.152	---	0.169	---
		Left tilt	H	22.60	23.00	1.10	---	---	---	---
		Right Cheek	L	22.56	23.00	1.11	0.810	0.808	0.899	0.897
		Right Cheek	M	22.56	23.00	1.11	0.810	0.808	0.899	0.897

		Right Cheek	H	22.60	23.00	1.10	0.814	0.813	0.895	0.894
		Right tilt	L	22.56	23.00	1.11	---	---	---	---
		Right tilt	M	22.56	23.00	1.11	0.370	---	0.411	---
		Right tilt	H	22.60	23.00	1.10	---	---	---	---
	Body-worn	Back	L	22.56	23.00	1.11	---	---	---	---
		Back	M	22.56	23.00	1.11	0.303	---	0.336	---
		Back	H	22.60	23.00	1.10	---	---	---	---
		Front	L	22.56	23.00	1.11	---	---	---	---
		Front	M	22.56	23.00	1.11	0.162	---	0.180	---
		Front	H	22.60	23.00	1.10	---	---	---	---
	Hotspot	Back	L	22.56	23.00	1.11	---	---	---	---
		Back	M	22.56	23.00	1.11	0.303	---	0.336	---
		Back	H	22.60	23.00	1.10	---	---	---	---
		Front	L	22.56	23.00	1.11	---	---	---	---
		Front	M	22.56	23.00	1.11	0.162	---	0.180	---
		Front	H	22.60	23.00	1.10	---	---	---	---
		Top	L	22.56	23.00	1.11	---	---	---	---
		Top	M	22.56	23.00	1.11	---	---	---	---
		Top	H	22.60	23.00	1.10	---	---	---	---
		Bottom	L	22.56	23.00	1.11	---	---	---	---
		Bottom	M	22.56	23.00	1.11	---	---	---	---
		Bottom	H	22.60	23.00	1.10	---	---	---	---
		Left	L	22.56	23.00	1.11	---	---	---	---
		Left	M	22.56	23.00	1.11	0.426	---	0.473	---
Left	H	22.60	23.00	1.10	---	---	---	---		
Right	L	22.56	23.00	1.11	---	---	---	---		
Right	M	22.56	23.00	1.11	---	---	---	---		
Right	H	22.60	23.00	1.10	---	---	---	---		
QPSK 100%RB	Head	Left Cheek	L	22.20	22.50	1.07	---	---	---	---
		Left Cheek	M	22.18	22.50	1.08	0.225	---	0.243	---
		Left Cheek	H	22.28	22.50	1.05	---	---	---	---
		Left tilt	L	22.20	22.50	1.07	---	---	---	---
		Left tilt	M	22.18	22.50	1.08	0.150	---	0.162	---
		Left tilt	H	22.28	22.50	1.05	---	---	---	---
		Right Cheek	L	22.20	22.50	1.07	0.805	0.804	0.861	0.860
		Right Cheek	M	22.18	22.50	1.08	0.803	0.802	0.867	0.866
		Right Cheek	H	22.28	22.50	1.05	0.810	0.810	0.851	0.851
		Right tilt	L	22.20	22.50	1.07	---	---	---	---
		Right tilt	M	22.18	22.50	1.08	0.368	---	0.397	---
		Right tilt	H	22.28	22.50	1.05	---	---	---	---
	Body-worn	Back	L	22.20	22.50	1.07	---	---	---	---
		Back	M	22.18	22.50	1.08	0.299	---	0.323	---
		Back	H	22.28	22.50	1.05	---	---	---	---
		Front	L	22.20	22.50	1.07	---	---	---	---
		Front	M	22.18	22.50	1.08	0.158	---	0.171	---
		Front	H	22.28	22.50	1.05	---	---	---	---
	Hotspot	Back	L	22.20	22.50	1.07	---	---	---	---

	Back	M	22.18	22.50	1.08	0.299	---	0.323	---
	Back	H	22.28	22.50	1.05	---	---	---	---
	Front	L	22.20	22.50	1.07	---	---	---	---
	Front	M	22.18	22.50	1.08	0.158	---	0.171	---
	Front	H	22.28	22.50	1.05	---	---	---	---
	Top	L	22.20	22.50	1.07	---	---	---	---
	Top	M	22.18	22.50	1.08	---	---	0.000	---
	Top	H	22.28	22.50	1.05	---	---	---	---
	Bottom	L	22.20	22.50	1.07	---	---	---	---
	Bottom	M	22.18	22.50	1.08	---	---	---	---
	Bottom	H	22.28	22.50	1.05	---	---	---	---
	Left	L	22.20	22.50	1.07	---	---	---	---
	Left	M	22.18	22.50	1.08	0.422	---	0.456	---
	Left	H	22.28	22.50	1.05	---	---	---	---
	Right	L	22.20	22.50	1.07	---	---	---	---
	Right	M	22.18	22.50	1.08	---	---	---	---
	Right	H	22.28	22.50	1.05	---	---	---	---

Test case				Meas power(dBm)	Tune-up(dBm)	Scaling factor	Meas SAR(w/kg)		Report SAR(w/kg)			
LTE66	Exposure condition	Position	Channel				First	Second	First	Second		
QPSK 1RB	Head	Left Cheek	L	22.60	23.50	1.23	---	---	---	---		
			M	22.71	23.50	1.20	0.232	---	0.278	---		
			H	23.35	23.50	1.04	---	---	---	---		
		Left tilt	L	22.60	23.50	1.23	---	---	---	---		
			M	22.71	23.50	1.20	0.101	---	0.121	---		
			H	23.35	23.50	1.04	---	---	---	---		
		Right Cheek	L	22.60	23.50	1.23	---	---	---	---		
			M	22.71	23.50	1.20	0.144	---	0.173	---		
			H	23.35	23.50	1.04	---	---	---	---		
		Right tilt	L	22.60	23.50	1.23	---	---	---	---		
			M	22.71	23.50	1.20	0.117	---	0.140	---		
			H	23.35	23.50	1.04	---	---	---	---		
QPSK 1RB	Body-worn	Back	L	22.60	23.50	1.23	---	---	---	---		
			M	22.71	23.50	1.20	0.781	---	0.937	---		
			H	23.35	23.50	1.04	---	---	---	---		
		Front	L	22.60	23.50	1.23	---	---	---	---		
			M	22.71	23.50	1.20	0.505	---	0.606	---		
			H	23.35	23.50	1.04	---	---	---	---		
QPSK 1RB	Hotspot	Back	L	22.60	23.50	1.23	---	---	---	---		
			M	22.71	23.50	1.20	0.781	---	0.937	---		
			H	23.35	23.50	1.04	---	---	---	---		
		Front	L	22.60	23.50	1.23	---	---	---	---		
			M	22.71	23.50	1.20	0.505	---	0.606	---		
			H	23.35	23.50	1.04	---	---	---	---		
		Top	L	22.60	23.50	1.23	---	---	---	---		
			M	22.71	23.50	1.20	---	---	---	---		
			H	23.35	23.50	1.04	---	---	---	---		
		Bottom	L	22.60	23.50	1.23	0.806	0.805	0.991	0.990		
			M	22.71	23.50	1.20	0.830	0.828	0.996	0.994		
			H	23.35	23.50	1.04	0.912	0.910	0.948	0.946		
		Left	L	22.60	23.50	1.23	---	---	---	---		
			M	22.71	23.50	1.20	---	---	---	---		
			H	23.35	23.50	1.04	---	---	---	---		
		Right	L	22.60	23.50	1.23	---	---	---	---		
			M	22.71	23.50	1.20	0.203	---	0.244	---		
			H	23.35	23.50	1.04	---	---	---	---		
		QPSK 50%RB	Head	Left Cheek	L	22.22	22.50	1.07	---	---	---	---
					M	21.69	22.50	1.21	0.214	---	0.259	---
					H	21.80	22.50	1.17	---	---	---	---
				Left tilt	L	22.22	22.50	1.07	---	---	---	---
					M	21.69	22.50	1.21	0.095	---	0.115	---
					H	21.80	22.50	1.17	---	---	---	---
Right Cheek	L			22.22	22.50	1.07	---	---	---	---		
	M			21.69	22.50	1.21	0.138	---	0.167	---		
	H			21.80	22.50	1.17	---	---	---	---		
Right tilt	L			22.22	22.50	1.07	---	---	---	---		

			M	21.69	22.50	1.21	0.109	---	0.132	---		
			H	21.80	22.50	1.17	---	---	---	---		
QPSK 50%RB	Body-worn	Back	L	22.22	22.50	1.07	---	---	---	---		
			M	21.69	22.50	1.21	0.772	---	0.934	---		
			H	21.80	22.50	1.17	---	---	---	---		
		Front	L	22.22	22.50	1.07	---	---	---	---		
			M	21.69	22.50	1.21	0.493	---	0.597	---		
			H	21.80	22.50	1.17	---	---	---	---		
QPSK 50%RB	Hotspot	Back	L	22.22	22.50	1.07	---	---	---	---		
			M	21.69	22.50	1.21	0.772	---	0.934	---		
			H	21.80	22.50	1.17	---	---	---	---		
		Front	L	22.22	22.50	1.07	---	---	---	---		
			M	21.69	22.50	1.21	0.493	---	0.597	---		
			H	21.80	22.50	1.17	---	---	---	---		
		Top	L	22.22	22.50	1.07	---	---	---	---		
			M	21.69	22.50	1.21	---	---	---	---		
			H	21.80	22.50	1.17	---	---	---	---		
		Bottom	L	22.22	22.50	1.07	0.845	0.844	0.904	0.903		
			M	21.69	22.50	1.21	0.814	0.812	0.985	0.983		
			H	21.80	22.50	1.17	0.822	0.820	0.962	0.959		
		Left	L	22.22	22.50	1.07	---	---	---	---		
			M	21.69	22.50	1.21	---	---	---	---		
			H	21.80	22.50	1.17	---	---	---	---		
		Right	L	22.22	22.50	1.07	---	---	---	---		
			M	21.69	22.50	1.21	0.197	---	0.238	---		
			H	21.80	22.50	1.17	---	---	---	---		
		QPSK 100%RB	Head	Left Cheek	L	21.54	22.00	1.11	---	---	---	---
					M	21.68	22.00	1.08	0.210	---	0.227	---
					H	21.90	22.00	1.02	---	---	---	---
				Left tilt	L	21.54	22.00	1.11	---	---	---	---
					M	21.68	22.00	1.08	0.093	---	0.100	---
					H	21.90	22.00	1.02	---	---	---	---
Right Cheek	L			21.54	22.00	1.11	---	---	---	---		
	M			21.68	22.00	1.08	0.136	---	0.147	---		
	H			21.90	22.00	1.02	---	---	---	---		
Right tilt	L			21.54	22.00	1.11	---	---	---	---		
	M			21.68	22.00	1.08	0.105	---	0.113	---		
	H			21.90	22.00	1.02	---	---	---	---		
QPSK 100%RB	Body-worn	Back	L	21.54	22.00	1.11	---	---	---	---		
			M	21.68	22.00	1.08	0.770	---	0.832	---		
			H	21.90	22.00	1.02	---	---	---	---		
		Front	L	21.54	22.00	1.11	---	---	---	---		
			M	21.68	22.00	1.08	0.491	---	0.530	---		
			H	21.90	22.00	1.02	---	---	---	---		
QPSK 100%RB	Hotspot	Back	L	21.54	22.00	1.11	---	---	---	---		
			M	21.68	22.00	1.08	0.770	---	0.832	---		
			H	21.90	22.00	1.02	---	---	---	---		

		Front	L	21.54	22.00	1.11	---	---	---	---
			M	21.68	22.00	1.08	0.491	---	0.530	---
			H	21.90	22.00	1.02	---	---	---	---
		Top	L	21.54	22.00	1.11	---	---	---	---
			M	21.68	22.00	1.08	---	---	---	---
			H	21.90	22.00	1.02	---	---	---	---
		Bottom	L	21.54	22.00	1.11	0.786	0.785	0.872	0.871
			M	21.68	22.00	1.08	0.812	0.810	0.877	0.875
			H	21.90	22.00	1.02	0.820	0.817	0.836	0.833
		Left	L	21.54	22.00	1.11	---	---	---	---
			M	21.68	22.00	1.08	---	---	---	---
			H	21.90	22.00	1.02	---	---	---	---
		Right	L	21.54	22.00	1.11	---	---	---	---
			M	21.68	22.00	1.08	0.195	---	0.211	---
			H	21.90	22.00	1.02	---	---	---	---

7.2.2 Unlicensed SISO1

Test case				Meas power(dBm)	Tune-up (dBm)	Scaling factor	Duty cycle	Duty factor	Meas SAR(w/kg)		Report SAR(w/kg)	
BT	Exposure condition	Position	Channel						First	Second	First	Second
BR	Head	Left Cheek	L	7.07	7.50	1.10	76%	1.32	---	---	---	---
		Left Cheek	M	7.34	7.50	1.04	76%	1.32	0.054	---	0.074	---
		Left Cheek	H	7.33	7.50	1.04	76%	1.32	---	---	---	---
		Left tilt	L	7.07	7.50	1.10	76%	1.32	---	---	---	---
		Left tilt	M	7.34	7.50	1.04	76%	1.32	0.043	---	0.059	---
		Left tilt	H	7.33	7.50	1.04	76%	1.32	---	---	---	---
		Right Cheek	L	7.07	7.50	1.10	76%	1.32	---	---	---	---
		Right Cheek	M	7.34	7.50	1.04	76%	1.32	0.010	---	0.014	---
		Right Cheek	H	7.33	7.50	1.04	76%	1.32	---	---	---	---
		Right tilt	L	7.07	7.50	1.10	76%	1.32	---	---	---	---
		Right tilt	M	7.34	7.50	1.04	76%	1.32	0.010	---	0.014	---
		Right tilt	H	7.33	7.50	1.04	76%	1.32	---	---	---	---
	Body-worn	Back	L	7.07	7.50	1.10	76%	1.32	---	---	---	---
		Back	M	7.34	7.50	1.04	76%	1.32	0.010	---	0.014	---
		Back	H	7.33	7.50	1.04	76%	1.32	---	---	---	---
		Front	L	7.07	7.50	1.10	76%	1.32	---	---	---	---
		Front	M	7.34	7.50	1.04	76%	1.32	0.010	---	0.014	---
		Front	H	7.33	7.50	1.04	76%	1.32	---	---	---	---
	Hotspot (Support Bluetooth Thetering)	Back	L	7.07	7.50	1.10	76%	1.32	---	---	---	---
		Back	M	7.34	7.50	1.04	76%	1.32	0.010	---	0.014	---
		Back	H	7.33	7.50	1.04	76%	1.32	---	---	---	---
		Front	L	7.07	7.50	1.10	76%	1.32	---	---	---	---
		Front	M	7.34	7.50	1.04	76%	1.32	0.010	---	0.014	---
		Front	H	7.33	7.50	1.04	76%	1.32	---	---	---	---
		Top	L	7.07	7.50	1.10	76%	1.32	---	---	---	---
		Top	M	7.34	7.50	1.04	76%	1.32	0.010	---	0.014	---
		Top	H	7.33	7.50	1.04	76%	1.32	---	---	---	---
		Bottom	L	7.07	7.50	1.10	76%	1.32	---	---	---	---
		Bottom	M	7.34	7.50	1.04	76%	1.32	---	---	---	---
		Bottom	H	7.33	7.50	1.04	76%	1.32	---	---	---	---
		Left	L	7.07	7.50	1.10	76%	1.32	---	---	---	---
		Left	M	7.34	7.50	1.04	76%	1.32	---	---	---	---
		Left	H	7.33	7.50	1.04	76%	1.32	---	---	---	---
		Right	L	7.07	7.50	1.10	76%	1.32	---	---	---	---
		Right	M	7.34	7.50	1.04	76%	1.32	0.010	---	0.014	---
		Right	H	7.33	7.50	1.04	76%	1.32	---	---	---	---

Test case				Meas power(dBm)	Tune-up (dBm)	Scaling factor	Duty cycle	Duty factor	Meas SAR(w/kg)		Report SAR(w/kg)	
WLAN2.4GHz	Exposure condition	Position	Channel						First	Second	First	Second
802.11b	Head	Left Cheek	L	19.00	19.00	1.00	99%	1.01	0.913	0.912	0.922	0.833
		Left Cheek	M	18.71	19.00	1.07	99%	1.01	0.894	0.892	0.966	0.853
		Left Cheek	H	18.32	19.00	1.17	99%	1.01	0.813	0.811	0.961	0.771
		Left tilt	L	19.00	19.00	1.00	99%	1.01	---	---	---	---
		Left tilt	M	18.71	19.00	1.07	99%	1.01	0.793	---	0.857	---
		Left tilt	H	18.32	19.00	1.17	99%	1.01	---	---	---	---
		Right Cheek	L	19.00	19.00	1.00	99%	1.01	---	---	---	---
		Right Cheek	M	18.71	19.00	1.07	99%	1.01	0.312	---	0.337	---
		Right Cheek	H	18.32	19.00	1.17	99%	1.01	---	---	---	---
		Right tilt	L	19.00	19.00	1.00	99%	1.01	---	---	---	---
		Right tilt	M	18.71	19.00	1.07	99%	1.01	0.314	---	0.339	---
		Right tilt	H	18.32	19.00	1.17	99%	1.01	---	---	---	---
	Body-worn	Back	L	19.00	19.00	1.00	99%	1.01	---	---	---	---
		Back	M	18.71	19.00	1.07	99%	1.01	0.283	---	0.306	---
		Back	H	18.32	19.00	1.17	99%	1.01	---	---	---	---
		Front	L	19.00	19.00	1.00	99%	1.01	---	---	---	---
		Front	M	18.71	19.00	1.07	99%	1.01	0.248	---	0.268	---
		Front	H	18.32	19.00	1.17	99%	1.01	---	---	---	---
	Hotspot	Back	L	19.00	19.00	1.00	99%	1.01	---	---	---	---
		Back	M	18.71	19.00	1.07	99%	1.01	0.283	---	0.306	---
		Back	H	18.32	19.00	1.17	99%	1.01	---	---	---	---
		Front	L	19.00	19.00	1.00	99%	1.01	---	---	---	---
		Front	M	18.71	19.00	1.07	99%	1.01	0.248	---	0.268	---
		Front	H	18.32	19.00	1.17	99%	1.01	---	---	---	---
		Top	L	19.00	19.00	1.00	99%	1.01	---	---	---	---
		Top	M	18.71	19.00	1.07	99%	1.01	0.206	---	0.223	---
		Top	H	18.32	19.00	1.17	99%	1.01	---	---	---	---
		Bottom	L	19.00	19.00	1.00	99%	1.01	---	---	---	---
		Bottom	M	18.71	19.00	1.07	99%	1.01	---	---	0.000	---
		Bottom	H	18.32	19.00	1.17	99%	1.01	---	---	---	---
		Left	L	19.00	19.00	1.00	99%	1.01	---	---	---	---
		Left	M	18.71	19.00	1.07	99%	1.01	---	---	0.000	---
		Left	H	18.32	19.00	1.17	99%	1.01	---	---	---	---
		Right	L	19.00	19.00	1.00	99%	1.01	---	---	---	---
		Right	M	18.71	19.00	1.07	99%	1.01	0.117	---	0.126	---
		Right	H	18.32	19.00	1.17	99%	1.01	---	---	---	---

Test case				Meas power(dBm)	Tune-up (dBm)	Scaling factor	Duty cycle	Duty factor	Meas SAR(w/kg)		Report SAR(w/kg)	
WLAN5GHz UNII-1	Exposure condition	Position	Channel						First	Second	First	Second
802.11a	Head	Left Cheek	L	16.36	18.50	1.03	96%	1.04	1.063	1.062	1.141	1.163
		Left Cheek	M	16.12	18.50	1.09	96%	1.04	1.050	1.049	1.192	1.201
		Left Cheek	H	16.21	18.50	1.07	96%	1.04	1.058	1.057	1.179	1.197
		Left tilt	L	16.36	18.50	1.03	96%	1.04	1.127	1.126	1.209	1.307
		Left tilt	M	16.12	18.50	1.09	96%	1.04	1.110	1.109	1.260	1.342
		Left tilt	H	16.21	18.50	1.07	96%	1.04	1.120	1.119	1.248	1.341
		Right Cheek	L	16.36	18.50	1.03	96%	1.04	---	---	---	---
		Right Cheek	M	16.12	18.50	1.09	96%	1.04	0.221	---	0.251	---
		Right Cheek	H	16.21	18.50	1.07	96%	1.04	---	---	---	---
		Right tilt	L	16.36	18.50	1.03	96%	1.04	---	---	---	---
		Right tilt	M	16.12	18.50	1.09	96%	1.04	0.229	---	0.260	---
		Right tilt	H	16.21	18.50	1.07	96%	1.04	---	---	---	---
	Body-worn	Back	L	16.36	18.50	1.03	96%	1.04	---	---	---	---
		Back	M	16.12	18.50	1.09	96%	1.04	0.151	---	0.171	---
		Back	H	16.21	18.50	1.07	96%	1.04	---	---	---	---
		Front	L	16.36	18.50	1.03	96%	1.04	---	---	---	---
		Front	M	16.12	18.50	1.09	96%	1.04	0.254	---	0.288	---
		Front	H	16.21	18.50	1.07	96%	1.04	---	---	---	---
	Hotspot	Back	L	16.36	18.50	1.03	96%	1.04	---	---	---	---
		Back	M	16.12	18.50	1.09	96%	1.04	0.151	---	0.171	---
		Back	H	16.21	18.50	1.07	96%	1.04	---	---	---	---
		Front	L	16.36	18.50	1.03	96%	1.04	---	---	---	---
		Front	M	16.12	18.50	1.09	96%	1.04	0.254	---	0.288	---
		Front	H	16.21	18.50	1.07	96%	1.04	---	---	---	---
		Top	L	16.36	18.50	1.03	96%	1.04	---	---	---	---
		Top	M	16.12	18.50	1.09	96%	1.04	0.386	---	0.438	---
		Top	H	16.21	18.50	1.07	96%	1.04	---	---	---	---
		Bottom	L	16.36	18.50	1.03	96%	1.04	---	---	---	---
		Bottom	M	16.12	18.50	1.09	96%	1.04	---	---	---	---
		Bottom	H	16.21	18.50	1.07	96%	1.04	---	---	---	---
		Left	L	16.36	18.50	1.03	96%	1.04	---	---	---	---
		Left	M	16.12	18.50	1.09	96%	1.04	---	---	---	---
		Left	H	16.21	18.50	1.07	96%	1.04	---	---	---	---
		Right	L	16.36	18.50	1.03	96%	1.04	---	---	---	---
		Right	M	16.12	18.50	1.09	96%	1.04	0.301	---	0.342	---
		Right	H	16.21	18.50	1.07	96%	1.04	---	---	---	---

Test case				Meas power(dBm)	Tune-up (dBm)	Scaling factor	Duty cycle	Duty factor	Meas SAR(w/kg)		Report SAR(w/kg)	
WLAN5GHz UNII-3	Exposure condition	Position	Channel						First	Second	First	Second
802.11a	Head	Left Cheek	L	18.34	19.00	1.16	96%	1.04	0.900	0.899	1.088	0.939
		Left Cheek	M	18.44	19.00	1.14	96%	1.04	0.918	0.917	1.090	0.960
		Left Cheek	H	18.56	19.00	1.11	96%	1.04	0.921	0.920	1.065	0.941
		Left tilt	L	18.34	19.00	1.16	96%	1.04	0.940	0.938	1.136	1.023
		Left tilt	M	18.44	19.00	1.14	96%	1.04	0.962	0.961	1.142	1.054
		Left tilt	H	18.56	19.00	1.11	96%	1.04	0.968	0.966	1.119	1.038
		Right Cheek	L	18.34	19.00	1.16	96%	1.04	---	---	---	---
		Right Cheek	M	18.44	19.00	1.14	96%	1.04	0.475	---	0.564	---
		Right Cheek	H	18.56	19.00	1.11	96%	1.04	---	---	---	---
		Right tilt	L	18.34	19.00	1.16	96%	1.04	---	---	---	---
		Right tilt	M	18.44	19.00	1.14	96%	1.04	0.512	---	0.608	---
		Right tilt	H	18.56	19.00	1.11	96%	1.04	---	---	---	---
	Body-worn	Back	L	18.34	19.00	1.16	96%	1.04	---	---	---	---
		Back	M	18.44	19.00	1.14	96%	1.04	0.119	---	0.141	---
		Back	H	18.56	19.00	1.11	96%	1.04	---	---	---	---
		Front	L	18.34	19.00	1.16	96%	1.04	---	---	---	---
		Front	M	18.44	19.00	1.14	96%	1.04	0.322	---	0.382	---
		Front	H	18.56	19.00	1.11	96%	1.04	---	---	---	---
	Hotspot	Back	L	18.34	19.00	1.16	96%	1.04	---	---	---	---
		Back	M	18.44	19.00	1.14	96%	1.04	0.119	---	0.141	---
		Back	H	18.56	19.00	1.11	96%	1.04	---	---	---	---
		Front	L	18.34	19.00	1.16	96%	1.04	---	---	---	---
		Front	M	18.44	19.00	1.14	96%	1.04	0.322	---	0.382	---
		Front	H	18.56	19.00	1.11	96%	1.04	---	---	---	---
		Top	L	18.34	19.00	1.16	96%	1.04	---	---	---	---
		Top	M	18.44	19.00	1.14	96%	1.04	0.559	---	0.664	---
		Top	H	18.56	19.00	1.11	96%	1.04	---	---	---	---
		Bottom	L	18.34	19.00	1.16	96%	1.04	---	---	---	---
		Bottom	M	18.44	19.00	1.14	96%	1.04	---	---	---	---
		Bottom	H	18.56	19.00	1.11	96%	1.04	---	---	---	---
		Left	L	18.34	19.00	1.16	96%	1.04	---	---	---	---
		Left	M	18.44	19.00	1.14	96%	1.04	---	---	---	---
		Left	H	18.56	19.00	1.11	96%	1.04	---	---	---	---
		Right	L	18.34	19.00	1.16	96%	1.04	---	---	---	---
		Right	M	18.44	19.00	1.14	96%	1.04	0.356	---	0.423	---
		Right	H	18.56	19.00	1.11	96%	1.04	---	---	---	---

7.3 Simultaneous Transmission SAR Analysis

7.3.1 Multi-TX SAR

SRTC use algebraic summation first, if the value exceed limit, then adopt field vector summation as final result as well as satisfy any pair SPLSR for 1g-SAR = $(SAR1+ SAR2)1.5/R_i \leq 0.04$ (rounded to two decimal digits), SPLSR for 10g-SAR = $(SAR1 + SAR2)1.5/R \leq 0.10$ (rounded to two decimal digits)

Exposure condition	Head			
	Position	Left cheek	Left tilt	Right cheek
WWAN SISO1 Mode	LTE Band2	LTE Band38	LTE Band38	LTE Band38
WWAN SISO1 Value	0.298	0.172	0.912	0.416
WWAN_MAX Mode	LTE Band2	LTE Band38	LTE Band38	LTE Band38
WWAN_MAX Value	0.298	0.172	0.912	0.416
BT SISO1	0.074	0.059	0.014	0.014
WLAN2.4GHz SISO1	0.966	0.857	0.337	0.339
WLAN5GHz SISO1	1.192	1.260	0.564	0.608
+BT SISO1	0.372	0.231	0.925	0.430
+WLAN2.4GHz SISO1	1.264	1.029	1.249	0.755
+WLAN5GHz SISO1	1.490	1.432	1.476	1.024
MAX Mode	LTE Band2+WLAN5GHz SISO1	LTE Band38+WLAN5GHz SISO1	LTE Band38+WLAN5GHz SISO1	LTE Band38+WLAN5GHz SISO1
MAX Value	1.490	1.432	1.476	1.024

Exposure condition	Body worn	
	Position	Back
WWAN SISO1 Mode	WCDMA Band IV	WCDMA Band IV
WWAN SISO1 Value	1.090	0.710
WWAN_MAX Mode	WCDMA Band IV	WCDMA Band IV
WWAN_MAX Value	1.090	0.710
BT SISO1	0.014	0.014
WLAN2.4GHz SISO1	0.306	0.268
WLAN5GHz SISO1	0.171	0.382
+BT SISO1	1.104	0.724
+WLAN2.4GHz SISO1	1.396	0.978
+WLAN5GHz SISO1	1.261	1.092
MAX Mode	WCDMA Band IV+WLAN2.4GHz SISO1	WCDMA Band IV+WLAN5GHz SISO1
MAX Value	1.396	1.092

Exposure condition	Hotspot					
	Back	Front	Top	Bottom	Left	Right
WWAN SISO1 Mode	WCDMA Band IV	WCDMA Band IV	NA	LTE Band4	LTE Band7C	GSM850
WWAN SISO1 Value	1.090	0.710	0.000	1.093	1.185	0.530
WWAN_MAX Mode	WCDMA Band IV	WCDMA Band IV	NA	LTE Band4	LTE Band7C	GSM850
WWAN_MAX Value	1.090	0.710	0.000	1.093	1.185	0.530
BT SISO1	0.014	0.014	0.014	0.000	0.000	0.014
WLAN2.4GHz SISO1	0.306	0.268	0.223	0.000	0.000	0.126
WLAN5GHz SISO1	0.171	0.382	0.664	0.000	0.000	0.423
+BT SISO1	1.104	0.724	0.014	1.093	1.185	0.544
+WLAN2.4GHz SISO1	1.396	0.978	0.223	1.093	1.185	0.657
+WLAN5GHz SISO1	1.261	1.092	0.664	1.093	1.185	0.953
MAX Mode	WCDMA Band IV+WLAN2.4GHz SISO1	WCDMA Band IV+WLAN5GHz SISO1	WLAN5GHz SISO1	LTE Band4	LTE Band7C	GSM850+WLAN5GHz SISO1
MAX Value	1.396	1.092	0.664	1.093	1.185	0.953

7.3.2 Further consideration

Phones with built-in NFC functions do not require separate SAR testing and can generally be tested according to the SAR measurement procedures normally required for the phone.

NFC excluded from simultaneous transmission test when meet following formula.

$$\sum_{i=1}^a \frac{P_i}{P_{th,i}} + \sum_{j=1}^b \frac{ERP_j}{ERP_{th,j}} + \sum_{k=1}^c \frac{Evaluated_k}{Exposure Limit_k} \leq 1$$

Note: Standalone exclusion apply to the specific technology when available maximum time-averaged power <1mW (1 mW Test Exemption)

8 MEASUREMENT UNCERTAINTY

Uncertainty Budget for System Validation								
(Frequency band: 300 MHz–6 GHz range)								
Symbol	Error Description	Uncert. value	Prob. Dist.	Div.	(c_i) (1 g)	(c_i) (10 g)	Std. Unc. (1 g)	Std. Unc. (10 g)
Measurement System Errors								
CF	Probe Calibration	±13.1%	N	2	1	1	±6.55%	±6.55%
CF _{drift}	Probe Calibration Drift	±1.7%	R	$\sqrt{3}$	1	1	±1.0%	±1.0%
LIN	Probe Linearity	±4.7%	R	$\sqrt{3}$	1	1	±2.7%	±2.7%
BBS	Broadband Signal	±0%	R	$\sqrt{3}$	1	1	±0%	±0%
ISO	Probe Isotropy (axial)	±4.7%	R	$\sqrt{3}$	1	1	±2.7%	±2.7%
DAE	Other Probe+Electronic	±1.2%	N	1	1	1	±1.2%	±1.2%
AMB	RF Ambient	±0.6%	N	1	1	1	±0.6%	±0.6%
Δ_{sys}	Probe Positioning	±0.5%	N	1	0.29	0.29	±0.1%	±0.1%
DAT	Data Processing	±0%	N	1	1	1	±0%	±0%
Phantom and Device Errors								
LIQ(σ)	Conductivity (meas.) ^{DAK}	±2.5%	N	1	0.78	0.71	±2.0%	±1.8%
LIQ(T_σ)	Conductivity (temp.) ^{BB}	±3.4%	R	$\sqrt{3}$	0.78	0.71	±1.5%	±1.4%
EPS	Phantom Permittivity	±14.0%	R	$\sqrt{3}$	0.25	0.25	±2.0%	±2.0%
DIS	Distance DUT – TSL	±1.3%	N	1	2	2	±2.6%	±2.6%
MOD	DUT Modulation	±0%	R	$\sqrt{3}$	1	1	±0%	±0%
TAS	Time-average SAR	±0%	R	$\sqrt{3}$	1	1	±0%	±0%
VAL	Validation antenna	±3.2%	N	1	1	1	±3.2%	±3.2%
P_{in}	Accepted power	±2.0%	N	1	1	1	±2.0%	±2.0%
Correction to the SAR results								
C(ϵ, σ)	Deviation to Target	±1.9%	N	1	1	0.84	±1.9%	±1.6%
u(Δ SAR)	Combined Uncertainty						±9.8%	±9.7%
U	Expanded Uncertainty						±19.6%	±19.5%

Uncertainty Budget for System Validation

(Frequency band: 6 GHz–10 GHz range)

Symbol	Error Description	Uncert. value	Prob. Dist.	Div.	(c _i) (1 g)	(c _i) (10 g)	Std. Unc. (1 g)	Std. Unc. (10 g)
Measurement System Errors								
CF	Probe Calibration	±18.6%	N	2	1	1	±9.30%	±9.30%
CF _{drift}	Probe Calibration Drift	±1.7%	R	√3	1	1	±1.0%	±1.0%
LIN	Probe Linearity	±4.7%	R	√3	1	1	±2.7%	±2.7%
BBS	Broadband Signal	±0%	R	√3	1	1	±0%	±0%
ISO	Probe Isotropy (axial)	±4.7%	R	√3	1	1	±2.7%	±2.7%
DAE	Other Probe+Electronic	±2.4%	N	1	1	1	±2.4%	±2.4%
AMB	RF Ambient	±0.6%	N	1	1	1	±0.6%	±0.6%
Δ _{sys}	Probe Positioning	±0.5%	N	1	0.50	0.50	±0.2%	±0.2%
DAT	Data Processing	±0%	N	1	1	1	±0%	±0%
Phantom and Device Errors								
LIQ(σ)	Conductivity (meas.) ^{DAK}	±2.5%	N	1	0.78	0.71	±2.0%	±1.8%
LIQ(T _σ)	Conductivity (temp.) ^{BB}	±3.4%	R	√3	0.78	0.71	±1.5%	±1.4%
EPS	Phantom Permittivity	±14.0%	R	√3	0.5	0.5	±4.0%	±4.0%
DIS	Distance DUT – TSL	±2.6%	N	1	2	2	±5.3%	±5.3%
MOD	DUT Modulation	±0%	R	√3	1	1	±0%	±0%
TAS	Time-average SAR	±0%	R	√3	1	1	±0%	±0%
VAL	Validation antenna	±3.2%	N	1	1	1	±3.2%	±3.2%
P _{in}	Accepted power	±2.0%	N	1	1	1	±2.0%	±2.0%
Correction to the SAR results								
C(ε, σ)	Deviation to Target	±1.9%	N	1	1	0.84	±1.9%	±1.6%
u(ΔSAR)	Combined Uncertainty						±13.3%	±13.2%
U	Expanded Uncertainty						±26.6%	±26.4%

Uncertainty Budget for DUT

(Frequency band: 300 MHz–3 GHz range)

Symbol	Error Description	Uncert. value	Prob. Dist.	Div.	(c _i) (1 g)	(c _i) (10 g)	Std. Unc. (1 g)	Std. Unc. (10 g)
Measurement System Errors								
CF	Probe Calibration	±12.0%	N	2	1	1	±6.0%	±6.0%
CF _{drift}	Probe Calibration Drift	±1.7%	R	√3	1	1	±1.0%	±1.0%
LIN	Probe Linearity	±4.7%	R	√3	1	1	±2.7%	±2.7%
BBS	Broadband Signal	±3.0%	R	√3	1	1	±1.7%	±1.7%
ISO	Probe Isotropy	±7.6%	R	√3	1	1	±4.4%	±4.4%
DAE	Other Probe+Electronic	±0.7%	N	1	1	1	±0.7%	±0.7%
AMB	RF Ambient	±1.8%	N	1	1	1	±1.8%	±1.8%
Δ _{sys}	Probe Positioning	±0.006 mm	N	1	0.14	0.14	±0.10%	±0.10%
DAT	Data Processing	±1.2%	N	1	1	1	±1.2%	±1.2%
Phantom and Device Errors								
LIQ(σ)	Conductivity (meas.) ^{DAK}	±2.5%	N	1	0.78	0.71	±2.0%	±1.8%
LIQ(T _σ)	Conductivity (temp.) ^{BB}	±3.3%	R	√3	0.78	0.71	±1.5%	±1.4%
EPS	Phantom Permittivity	±14.0%	R	√3	0	0	±0%	±0%
DIS	Distance DUT – TSL	±2.0%	N	1	2	2	±4.0%	±4.0%
D _{xyz}	Device Positioning	±1.0%	N	1	1	1	±1.0%	±1.0%
H	Device Holder	±3.6%	N	1	1	1	±3.6%	±3.6%
MOD	DUT Modulation ^m	±2.4%	R	√3	1	1	±1.4%	±1.4%
TAS	Time-average SAR	±1.7%	R	√3	1	1	±1.0%	±1.0%
RF _{drift}	DUT drift	±2.5%	N	1	1	1	±2.5%	±2.5%
VAL	Val Antenna Unc. ^{val}	±0.0%	N	1	1	1	±0%	±0%
RF _{in}	Unc. Input Power ^{val}	±0.0%	N	1	1	1	±0%	±0%
Correction to the SAR results								
C(ε, σ)	Deviation to Target	±1.9%	N	1	1	0.84	±1.9%	±1.6%
C(R)	SAR scaling ^p	±0%	R	√3	1	1	±0%	±0%
u(ΔSAR)	Combined Uncertainty						±10.9%	±10.9%
U	Expanded Uncertainty						±21.9%	±21.8%

Uncertainty Budget for DUT

(Frequency band: 3 GHz–6 GHz range)

Symbol	Error Description	Uncert. value	Prob. Dist.	Div.	(c_i) (1 g)	(c_i) (10 g)	Std. Unc. (1 g)	Std. Unc. (10 g)
Measurement System Errors								
CF	Probe Calibration	±13.1%	N	2	1	1	±6.55%	±6.55%
CF_{drift}	Probe Calibration Drift	±1.7%	R	$\sqrt{3}$	1	1	±1.0%	±1.0%
LIN	Probe Linearity	±4.7%	R	$\sqrt{3}$	1	1	±2.7%	±2.7%
BBS	Broadband Signal	±2.6%	R	$\sqrt{3}$	1	1	±1.5%	±1.5%
ISO	Probe Isotropy	±7.6%	R	$\sqrt{3}$	1	1	±4.4%	±4.4%
DAE	Other Probe+Electronic	±1.2%	N	1	1	1	±1.2%	±1.2%
AMB	RF Ambient	±1.8%	N	1	1	1	±1.8%	±1.8%
Δ_{sys}	Probe Positioning	±0.005 mm	N	1	0.29	0.29	±0.15%	±0.15%
DAT	Data Processing	±2.3%	N	1	1	1	±2.3%	±2.3%
Phantom and Device Errors								
LIQ(σ)	Conductivity (meas.) ^{DAK}	±2.5%	N	1	0.78	0.71	±2.0%	±1.8%
LIQ(T_σ)	Conductivity (temp.) ^{BB}	±3.4%	R	$\sqrt{3}$	0.78	0.71	±1.5%	±1.4%
EPS	Phantom Permittivity	±14.0%	R	$\sqrt{3}$	0.25	0.25	±2.0%	±2.0%
DIS	Distance DUT – TSL	±2.0%	N	1	2	2	±4.0%	±4.0%
D_{xyz}	Device Positioning	±1.0%	N	1	1	1	±1.0%	±1.0%
H	Device Holder	±3.6%	N	1	1	1	±3.6%	±3.6%
MOD	DUT Modulation ^m	±2.4%	R	$\sqrt{3}$	1	1	±1.4%	±1.4%
TAS	Time-average SAR	±1.7%	R	$\sqrt{3}$	1	1	±1.0%	±1.0%
RF_{drift}	DUT drift	±2.5%	N	1	1	1	±2.5%	±2.5%
VAL	Val Antenna Unc. ^{val}	±0.0%	N	1	1	1	±0%	±0%
RF_{in}	Unc. Input Power ^{val}	±0.0%	N	1	1	1	±0%	±0%
Correction to the SAR results								
$C(\varepsilon, \sigma)$	Deviation to Target	±1.9%	N	1	1	0.84	±1.9%	±1.6%
$C(R)$	SAR scaling ^p	±0%	R	$\sqrt{3}$	1	1	±0%	±0%
$u(\Delta SAR)$	Combined Uncertainty						±11.6%	±11.5%
U	Expanded Uncertainty						±23.3%	±23.0%

Uncertainty Budget for DUT

(Frequency band: 6 GHz–10 GHz range)

Symbol	Error Description	Uncert. value	Prob. Dist.	Div.	(c_i) (1 g)	(c_i) (10 g)	Std. Unc. (1 g)	Std. Unc. (10 g)
Measurement System Errors								
CF	Probe Calibration	±18.6%	N	2	1	1	±9.3%	±9.3%
CF_{drift}	Probe Calibration Drift	±1.7%	R	$\sqrt{3}$	1	1	±1.0%	±1.0%
LIN	Probe Linearity	±4.7%	R	$\sqrt{3}$	1	1	±2.7%	±2.7%
BBS	Broadband Signal	±2.8%	R	$\sqrt{3}$	1	1	±1.6%	±1.6%
ISO	Probe Isotropy	±7.6%	R	$\sqrt{3}$	1	1	±4.4%	±4.4%
DAE	Other Probe+Electronic	±2.4%	N	1	1	1	±2.4%	±2.4%
AMB	RF Ambient	±1.8%	N	1	1	1	±1.8%	±1.8%
Δ_{sys}	Probe Positioning	±0.005 mm	N	1	0.50	0.50	±0.25%	±0.25%
DAT	Data Processing	±3.5%	N	1	1	1	±3.5%	±3.5%
Phantom and Device Errors								
LIQ(σ)	Conductivity (meas.) ^{DAK}	±2.5%	N	1	0.78	0.71	±2.0%	±1.8%
LIQ(T_σ)	Conductivity (temp.) ^{BB}	±2.4%	R	$\sqrt{3}$	0.78	0.71	±1.1%	±1.0%
EPS	Phantom Permittivity	±14.0%	R	$\sqrt{3}$	0.5	0.5	±4.0%	±4.0%
DIS	Distance DUT – TSL	±2.0%	N	1	2	2	±4.0%	±4.0%
D_{xyz}	Device Positioning	±1.0%	N	1	1	1	±1.0%	±1.0%
H	Device Holder	±3.6%	N	1	1	1	±3.6%	±3.6%
MOD	DUT Modulation ^m	±2.4%	R	$\sqrt{3}$	1	1	±1.4%	±1.4%
TAS	Time-average SAR	±1.7%	R	$\sqrt{3}$	1	1	±1.0%	±1.0%
RF_{drift}	DUT drift	±2.5%	N	1	1	1	±2.5%	±2.5%
VAL	Val Antenna Unc. ^{val}	±0.0%	N	1	1	1	±0%	±0%
RF_{in}	Unc. Input Power ^{val}	±0.0%	N	1	1	1	±0%	±0%
Correction to the SAR results								
$C(\varepsilon, \sigma)$	Deviation to Target	±1.9%	N	1	1	0.84	±1.9%	±1.6%
$C(R)$	SAR scaling ^p	±0%	R	$\sqrt{3}$	1	1	±0%	±0%
$u(\Delta SAR)$	Combined Uncertainty						±14.2%	±13.9%
U	Expanded Uncertainty						±28.4%	±27.9%

Note: SRTC evaluate the uncertainty of ambient noise, reflections and device Positioning periodically to make sure there is no influence on SAR result. When the measured value less than the value provided by SPEAG, SRTC adopt the worst value as final result.

9 TEST EQUIPMENTS

The measurements were performed using an automated near-field scanning system, DASY, manufactured by Schmid & Partner Engineering AG (SPEAG) in Switzerland, all the components and supplement devices listed below.

Test Equipment	Model	Serial Number	Calibration date	Calibration due data
DAE	DAE4	720	2021/10/08	2022/10/07
DAE	DAE4	546	2021/08/25	2022/08/24
Dosimetric E-field Probe	ES3DV3	3127	2021/08/27	2022/08/26
Dosimetric E-field Probe	EX3DV4	3708	2021/10/20	2022/10/19
Dipole Validation Kit	D450V2	1024	2020/10/26	2023/10/25
Dipole Validation Kit	D750V3	1101	2020/10/16	2023/10/15
Dipole Validation Kit	D835V2	4d023	2020/10/16	2023/10/15
Dipole Validation Kit	D900V2	171	2020/09/17	2023/09/16
Dipole Validation Kit	D1450V2	1065	2020/10/16	2023/10/15
Dipole Validation Kit	D1800V2	2d084	2020/09/18	2023/09/17
Dipole Validation Kit	D2000V2	1009	2020/10/14	2023/10/13
Dipole Validation Kit	D2450V2	738	2020/10/13	2023/10/12
Dipole Validation Kit	D2600V2	1166	2019/11/08	2022/11/07
Dipole Validation Kit	D3300V2	1014	2019/11/11	2022/11/10
Dipole Validation Kit	D3500V2	1090	2019/11/11	2022/11/10
Dipole Validation Kit	D3700V2	1058	2019/11/11	2022/11/10
Dipole Validation Kit	D3900V2	1033	2019/11/11	2022/11/10
Dipole Validation Kit	D4200V2	1013	2019/11/12	2022/11/11
Dipole Validation Kit	D4600V2	1033	2019/11/12	2022/11/11
Dipole Validation Kit	D4900V2	1025	2019/11/12	2022/11/11
Dipole Validation Kit	D5GHzV2	1079	2020/10/10	2023/10/09
Dipole Validation Kit	D6GHzV2	1055	2021/11/29	2024/11/28

Note: Longer calibration intervals of up to **3 years is acceptable** when it is demonstrated that the SAR target, impedance and return loss of a dipole have remain stable.

Test Equipment	Model	Serial Number	Calibration within 1year
Signal Generator	E8257dD	MY46522016	Comply
Power meter	E4417A	MY45101004	Comply
Power Sensor	E9300B	MY41496001	Comply
Power Sensor	E9300B	MY41496003	Comply
Vector Network Analyzer	VNA R140	0011213	Comply
Dielectric Parameter Probe	DAKS-3.5	1042	Comply
Communication Tester	E5515C	MY48367401	Comply
Communication Tester	CMW500	161702	Comply
Communication Tester	MT8820C	6201300660	Comply
Communication Tester	SP9500	20334	Comply

Software	Version
DASY5	52.10.4.1527
DASY6	16.0.0.116
SEMCAD X	14.6.14
DAK	3.0.4.1

SAR Target: Refers to system check, measured SAR (1g and 10g) deviates from the Target SAR value of calibration report within 10%.

Impedance and Return loss measured by Network analyzer: The most recent measurement of the real or imaginary parts of the impedance deviates within 5 Ω from the previous measurement. The most recent return-loss result deviates within 20% from the previous measurement. (Target from the last calibration report, Return loss<20db)

Dipole450 TSL Parameters		
(feed point 450MHz)		
Parameters	Measured data	Target (Ref. Value)
Impedance	56.1Ω+6.06jΩ	55.5Ω+6.40jΩ
Return loss	-21.6 dB	-21.9 dB
Dipole750 TSL Parameters		
(feed point 750MHz)		
Parameters	Measured data	Target (Ref. Value)
Impedance	53.9Ω-2.02jΩ	53.7Ω-1.63jΩ
Return loss	-27.5 dB	-28.2dB
Dipole835 TSL Parameters		
(feed point 835MHz)		
Parameters	Measured data	Target (Ref. Value)
Impedance	53.4Ω-3.16jΩ	52.6Ω-2.37jΩ
Return loss	-30.1 dB	-29.3dB
Dipole900 TSL Parameters		
(feed point 900MHz)		
Parameters	Measured data	Target (Ref. Value)
Impedance	50.6Ω-5.24jΩ	49.1Ω-6.69jΩ
Return loss	-23.8 dB	-23.4dB
Dipole1450 TSL Parameters		
(feed point 1450MHz)		
Parameters	Measured data	Target (Ref. Value)
Impedance	53.7Ω-2.95jΩ	52.4Ω-1.35jΩ
Return loss	-32.1 dB	-31.5dB
Dipole1800 TSL Parameters		
(feed point 1800MHz)		
Parameters	Measured data	Target (Ref. Value)
Impedance	47.8Ω-3.06jΩ	48.9Ω-2.71jΩ
Return loss	-31.3 dB	-30.6dB
Dipole2000 TSL Parameters		
(feed point 2000MHz)		
Parameters	Measured data	Target (Ref. Value)
Impedance	51.1Ω-3.37jΩ	49.4Ω-2.46jΩ
Return loss	-30.6 dB	-31.9dB
Dipole2450 TSL Parameters		
(feed point 2450MHz)		
Parameters	Measured data	Target (Ref. Value)
Impedance	54.2Ω+5.98jΩ	53.3Ω+6.38jΩ
Return loss	-22.9 dB	-23.1dB
Dipole2600 TSL Parameters		
(feed point 2600MHz)		
Parameters	Measured data	Target (Ref. Value)
Impedance	48.4Ω-6.71jΩ	47.9Ω-7.80jΩ
Return loss	-22.5 dB	-21.7dB
Dipole3300 TSL Parameters		
(feed point 3300MHz)		
Parameters	Measured data	Target (Ref. Value)
Impedance	54.2Ω-6.1jΩ	54.7Ω-6.3jΩ

Return loss	-23.1dB	-22.5dB
Dipole3500 TSL Parameters		
(feed point 3500MHz)		
Parameters	Measured data	Target (Ref. Value)
Impedance	53.3Ω+4.48jΩ	52.6Ω+3.5jΩ
Return loss	-29.1 dB	-27.4dB
Dipole3700 TSL Parameters		
(feed point 3700MHz)		
Parameters	Measured data	Target (Ref. Value)
Impedance	47.6Ω+1.99jΩ	48.3Ω+1.1jΩ
Return loss	-34.5 dB	-33.6dB
Dipole3900 TSL Parameters		
(feed point 3900MHz)		
Parameters	Measured data	Target (Ref. Value)
Impedance	50.1Ω-5.48jΩ	48.3Ω-4.9jΩ
Return loss	-26.7 dB	-25.6dB
(feed point 4100MHz)		
Parameters	Measured data	Target (Ref. Value)
Impedance	57.6Ω-1.70jΩ	59.0Ω-0.8jΩ
Return loss	-20.8 dB	-21.6dB
Dipole4200 TSL Parameters		
(feed point 4300MHz)		
Parameters	Measured data	Target (Ref. Value)
Impedance	53.9Ω-1.52jΩ	52.1Ω-1.6jΩ
Return loss	-33.5 dB	-31.7dB
Dipole4600 TSL Parameters		
(feed point 4500MHz)		
Parameters	Measured data	Target (Ref. Value)
Impedance	46.9Ω-5.14jΩ	46.4Ω-4.5jΩ
Return loss	-25.2 dB	-24.5dB
(feed point 4700MHz)		
Parameters	Measured data	Target (Ref. Value)
Impedance	54.8Ω-2.91jΩ	55.9Ω-3.20jΩ
Return loss	-25.4 dB	-24.0dB
Dipole4900 TSL Parameters		
(feed point 4900MHz)		
Parameters	Measured data	Target (Ref. Value)
Impedance	51.8Ω-4.40jΩ	50.6Ω-5.2jΩ
Return loss	-26.9 dB	-25.7dB
Dipole5GHz TSL Parameters		
(feed point 5200MHz)		
Parameters	Measured data	Target (Ref. Value)
Impedance	51.2Ω-11.89jΩ	50.2Ω-10.0jΩ
Return loss	-21.2 dB	-20.0dB
(feed point 5300MHz)		
Parameters	Measured data	Target (Ref. Value)
Impedance	49.0Ω-6.40jΩ	47.2Ω-7.33jΩ
Return loss	-22.4 dB	-21.9dB
(feed point 5500MHz)		
Parameters	Measured data	Target (Ref. Value)
Impedance	51.6Ω-6.61jΩ	52.0Ω-7.96jΩ
Return loss	-22.2 dB	-21.9dB
(feed point 5600MHz)		
Parameters	Measured data	Target (Ref. Value)
Impedance	53.6Ω-4.31jΩ	55.7Ω-3.78jΩ
Return loss	-23.1 dB	-23.8dB
(feed point 5800MHz)		

Parameters	Measured data	Target (Ref. Value)
Impedance	51.8Ω-6.96jΩ	53.7Ω-5.87jΩ
Return loss	-22.9 dB	-23.5dB
Dipole6500 TSL Parameters		
(feed point 6500MHz)		
Parameters	Measured data	Target (Ref. Value)
Impedance	52.3Ω-3.6jΩ	51.1Ω-2.2jΩ
Return loss	-31.1 dB	-32.3dB