

Fig.43

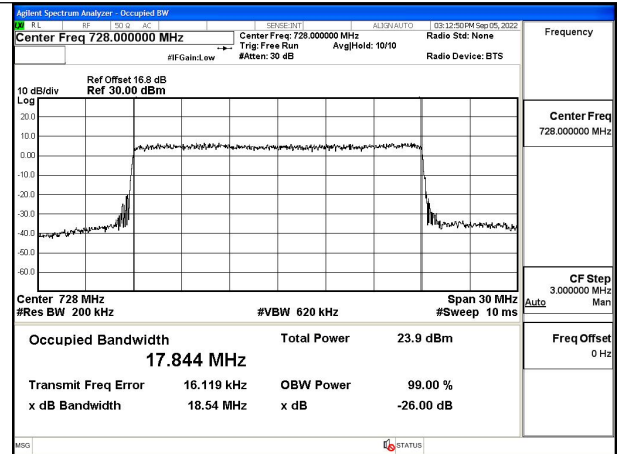


Fig.44

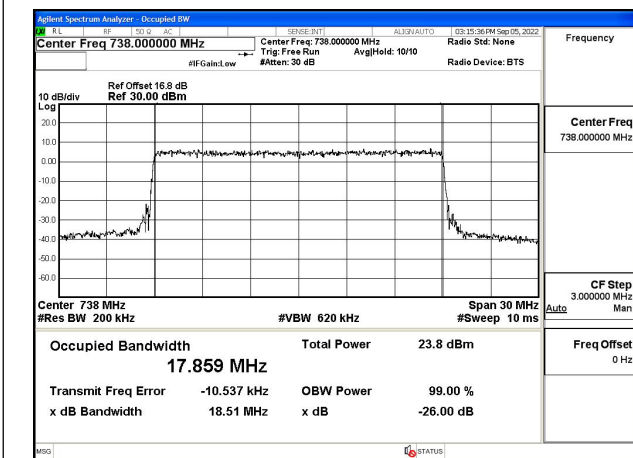


Fig.45

3 Emission Bandwidth

Band	Mode	Carrier frequency (MHz)	Channel	BW (MHz)	RB Size	RB Offset	Bandwidth of -26dB transmitter power (MHz)	
28	QPSK	704.5	27225	3	15	0	2.87	Fig.1
28	QPSK	719.5	27375	3	15	0	2.93	Fig.2
28	QPSK	746.5	27645	3	15	0	2.90	Fig.3
28	QPSK	705.5	27235	5	25	0	4.77	Fig.4
28	QPSK	720.5	27385	5	25	0	4.78	Fig.5
28	QPSK	745.5	27635	5	25	0	4.76	Fig.6
28	QPSK	708	27260	10	50	0	9.36	Fig.7
28	QPSK	723	27410	10	50	0	9.28	Fig.8
28	QPSK	743	27610	10	50	0	9.33	Fig.9
28	QPSK	710.5	27285	15	75	0	13.92	Fig.10
28	QPSK	725.5	27435	15	75	0	13.91	Fig.11
28	QPSK	740.5	27585	15	75	0	13.94	Fig.12
28	QPSK	713	27310	20	100	0	18.54	Fig.13
28	QPSK	728	27460	20	100	0	18.50	Fig.14
28	QPSK	738	27560	20	100	0	18.46	Fig.15

Band	Mode	Carrier frequency (MHz)	Channel	BW (MHz)	RB Size	RB Offset	Bandwidth of -26dB transmitter power (MHz)	
28	16QAM	704.5	27225	3	15	0	2.91	Fig.16
28	16QAM	719.5	27375	3	15	0	2.88	Fig.17
28	16QAM	746.5	27645	3	15	0	2.90	Fig.18
28	16QAM	705.5	27235	5	25	0	4.77	Fig.19
28	16QAM	720.5	27385	5	25	0	4.74	Fig.20
28	16QAM	745.5	27635	5	25	0	4.73	Fig.21
28	16QAM	708	27260	10	50	0	9.36	Fig.22
28	16QAM	723	27410	10	50	0	9.41	Fig.23
28	16QAM	743	27610	10	50	0	9.40	Fig.24
28	16QAM	710.5	27285	15	75	0	14.01	Fig.25
28	16QAM	725.5	27435	15	75	0	14.00	Fig.26
28	16QAM	740.5	27585	15	75	0	13.98	Fig.27
28	16QAM	713	27310	20	100	0	18.51	Fig.28
28	16QAM	728	27460	20	100	0	18.60	Fig.29
28	16QAM	738	27560	20	100	0	18.69	Fig.30

Band	Mode	Carrier frequency (MHz)	Channel	BW (MHz)	RB Size	RB Offset	Bandwidth of -26dB transmitter power (MHz)	
28	64QAM	704.5	27225	3	15	0	2.85	Fig.31
28	64QAM	719.5	27375	3	15	0	2.93	Fig.32
28	64QAM	746.5	27645	3	15	0	2.93	Fig.33
28	64QAM	705.5	27235	5	25	0	4.78	Fig.34
28	64QAM	720.5	27385	5	25	0	4.78	Fig.35
28	64QAM	745.5	27635	5	25	0	4.74	Fig.36
28	64QAM	708	27260	10	50	0	9.36	Fig.37
28	64QAM	723	27410	10	50	0	9.44	Fig.38
28	64QAM	743	27610	10	50	0	9.34	Fig.39
28	64QAM	710.5	27285	15	75	0	14.07	Fig.40
28	64QAM	725.5	27435	15	75	0	14.00	Fig.41
28	64QAM	740.5	27585	15	75	0	14.01	Fig.42
28	64QAM	713	27310	20	100	0	18.54	Fig.43
28	64QAM	728	27460	20	100	0	18.54	Fig.44
28	64QAM	738	27560	20	100	0	18.51	Fig.45

Test Mode: QPSK

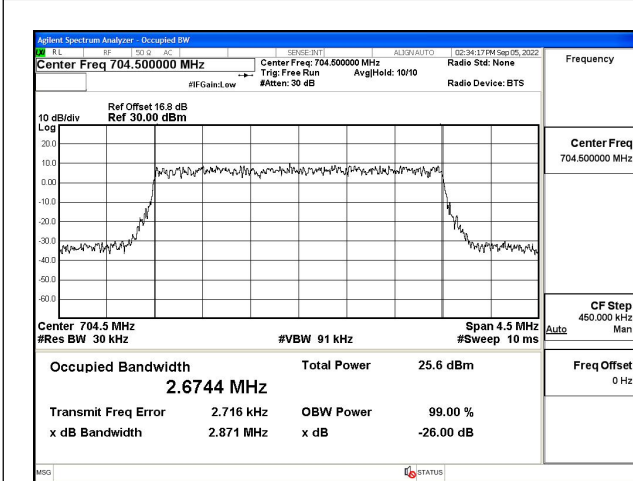


Fig.1

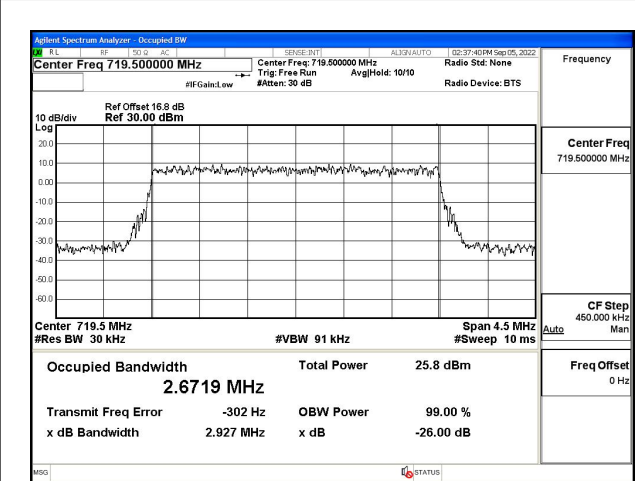


Fig.2

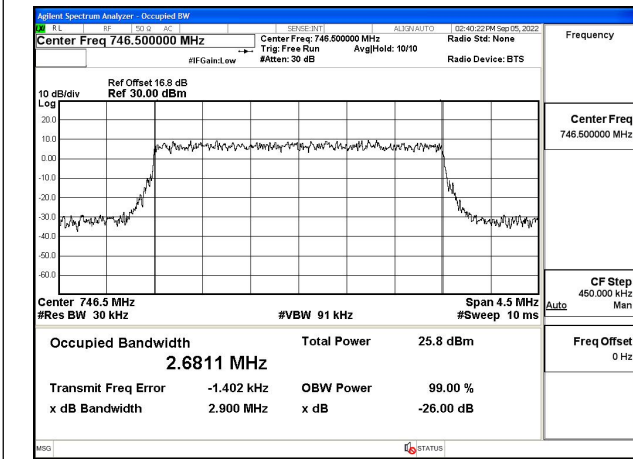


Fig.3

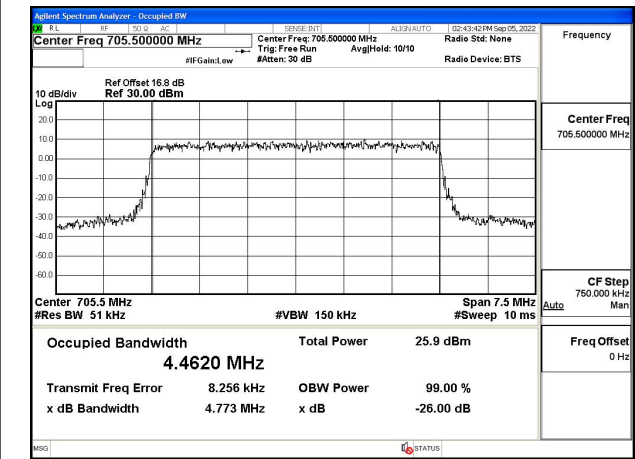


Fig.4

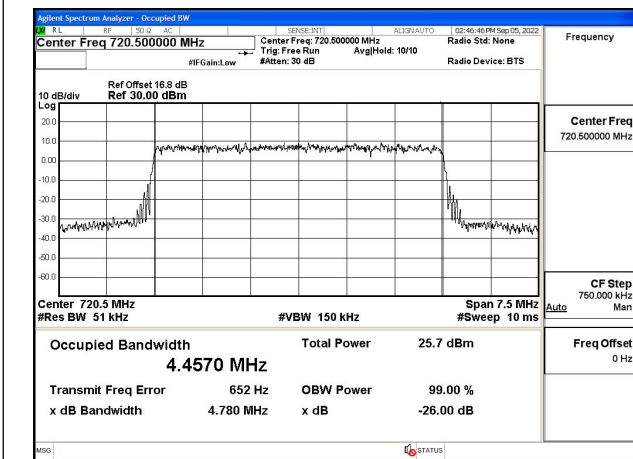


Fig.5

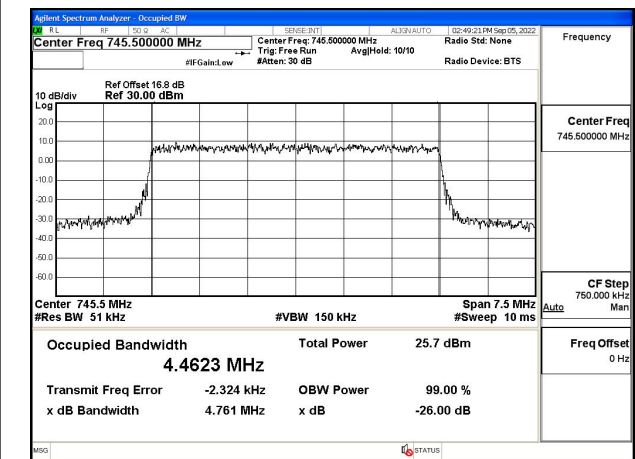


Fig.6

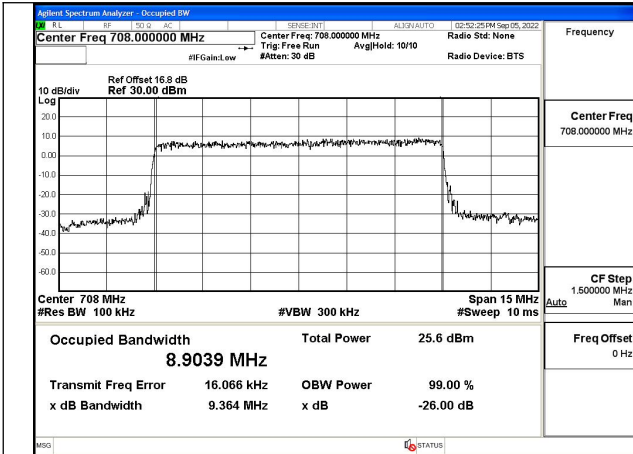


Fig.7

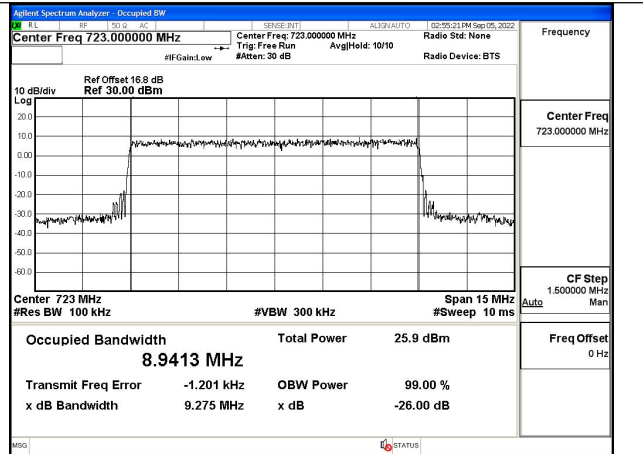


Fig.8

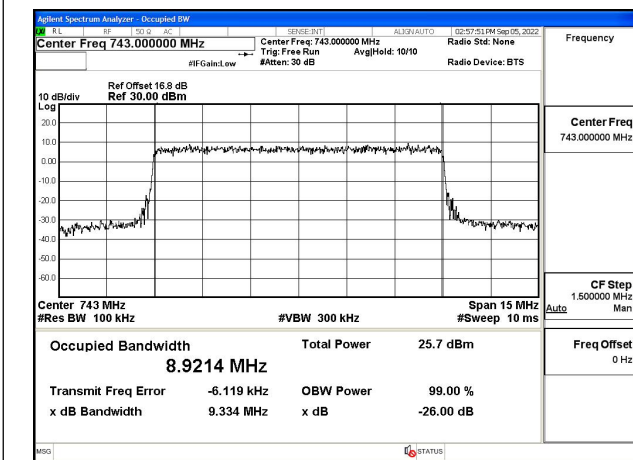


Fig.9

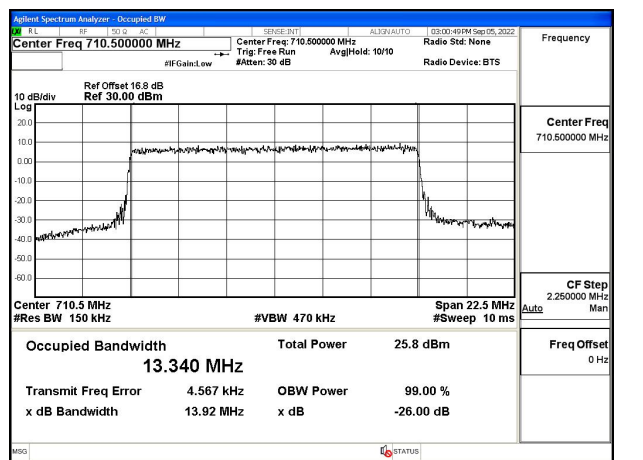


Fig.10

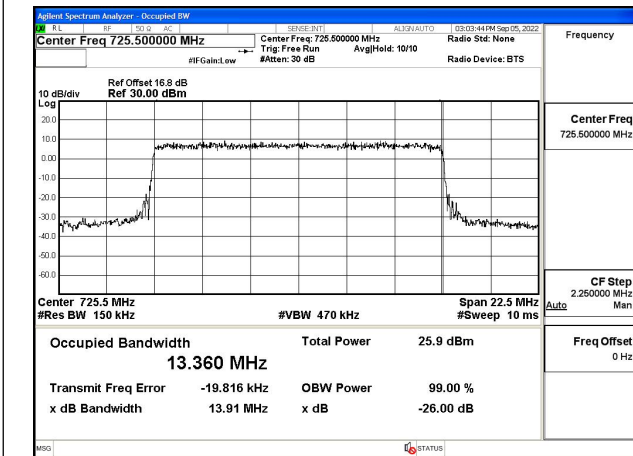


Fig.11

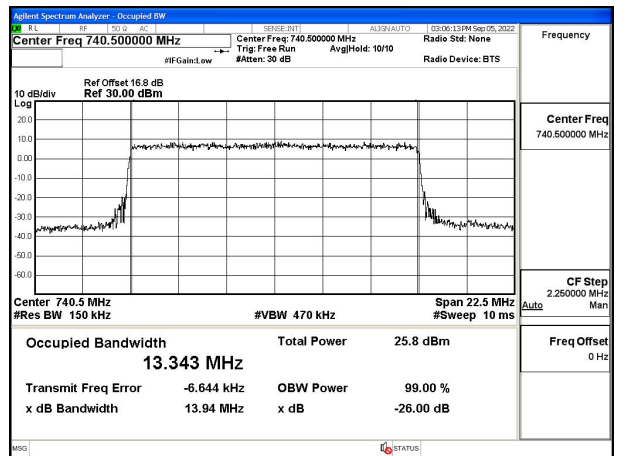


Fig.12

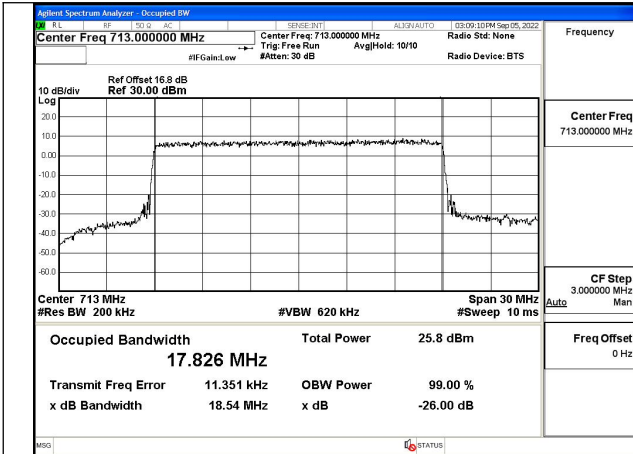


Fig. 13

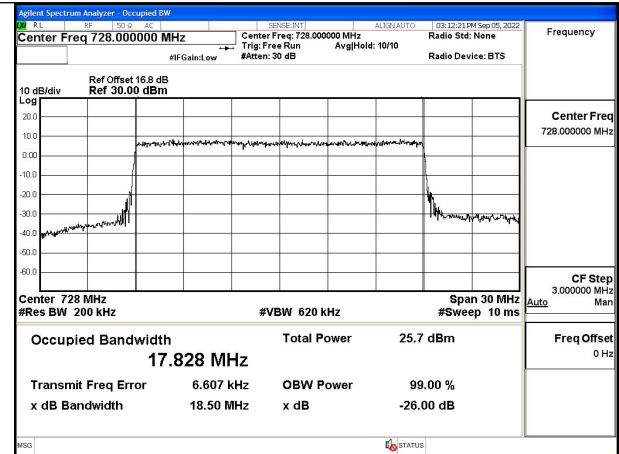


Fig. 14

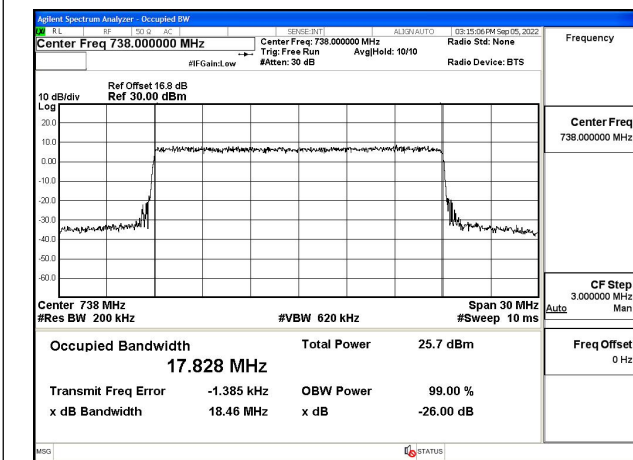


Fig. 15

Test Mode: 16QAM

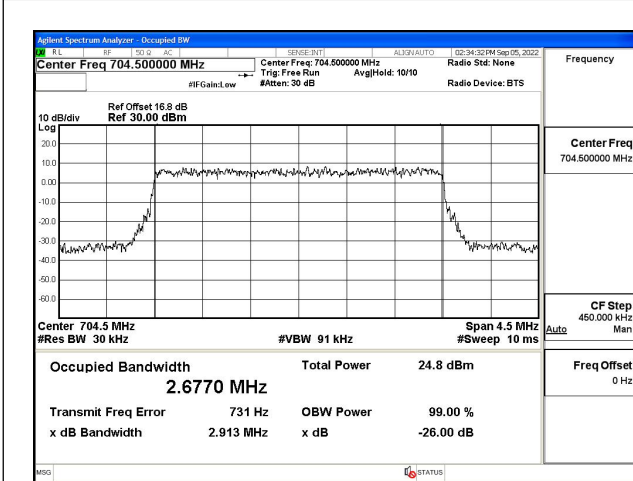


Fig.16

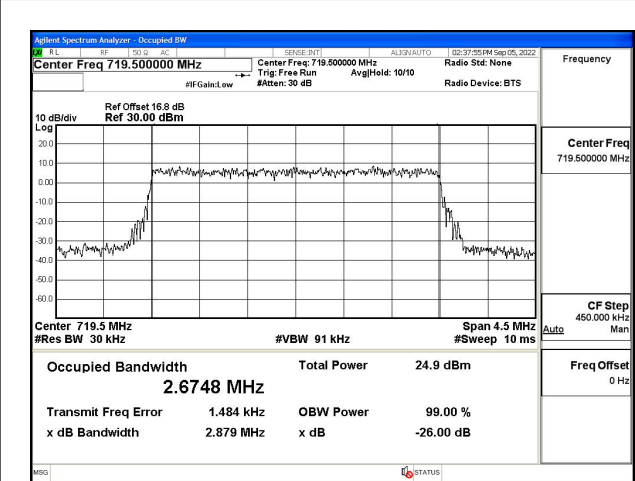


Fig.17

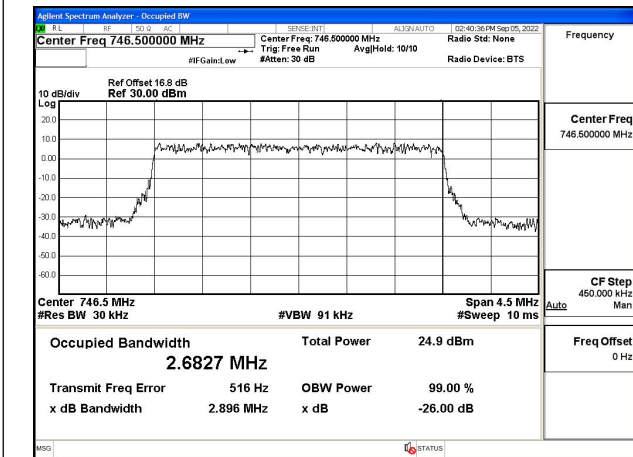


Fig.18

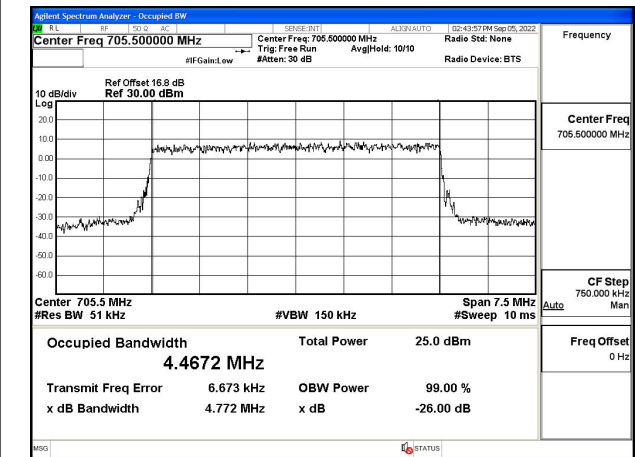


Fig.19

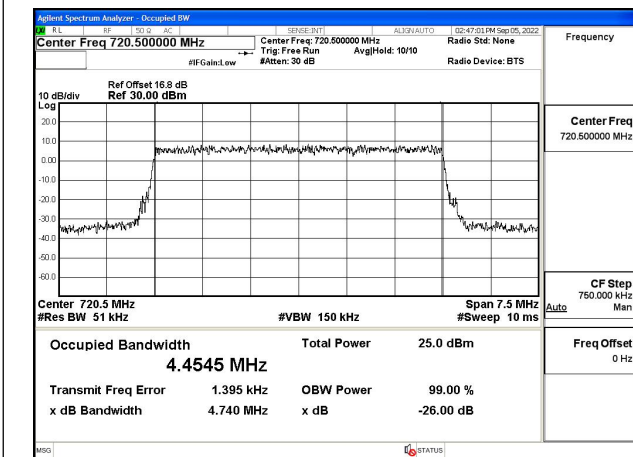


Fig.20

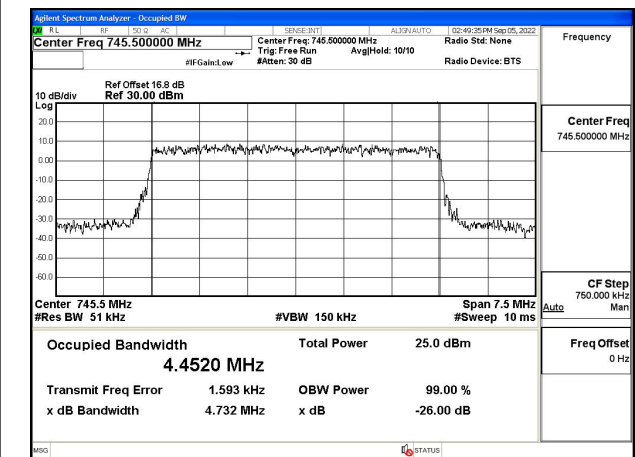


Fig.21

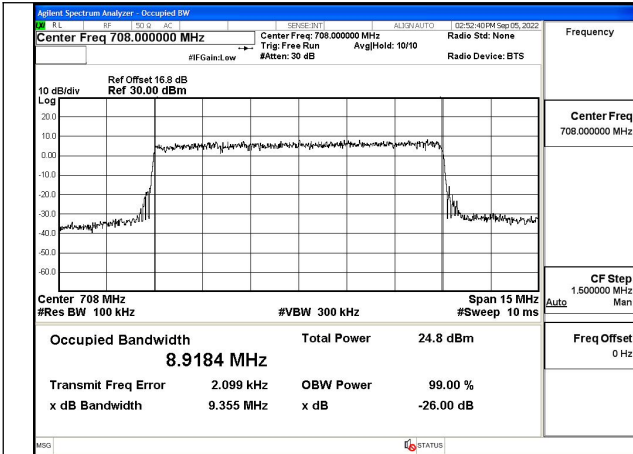


Fig.22

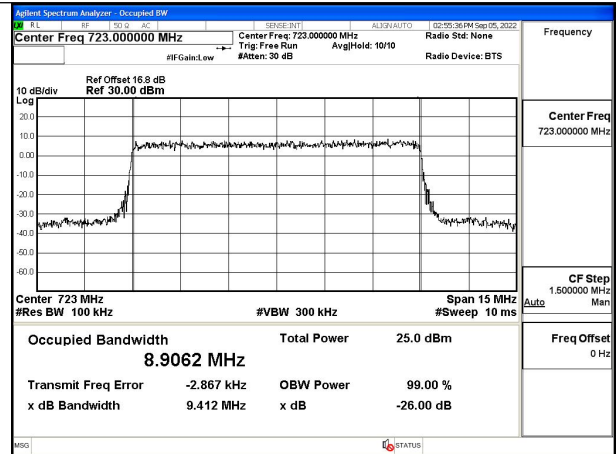


Fig.23

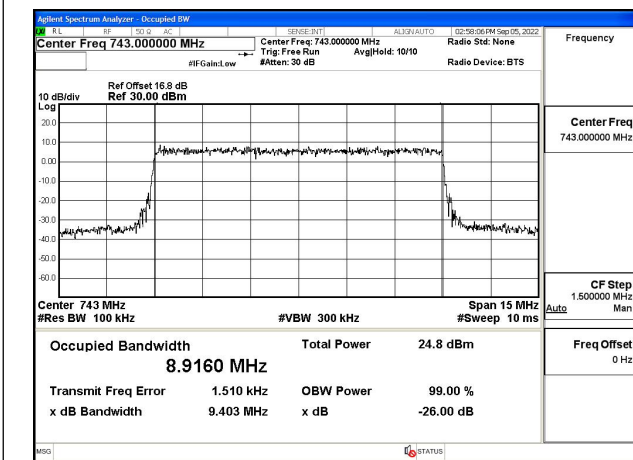


Fig.24

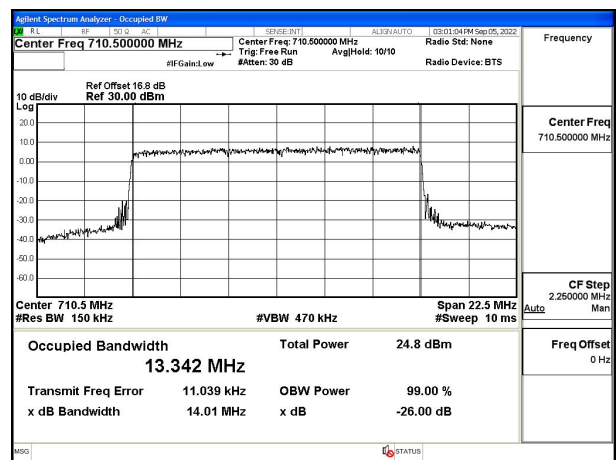


Fig.25

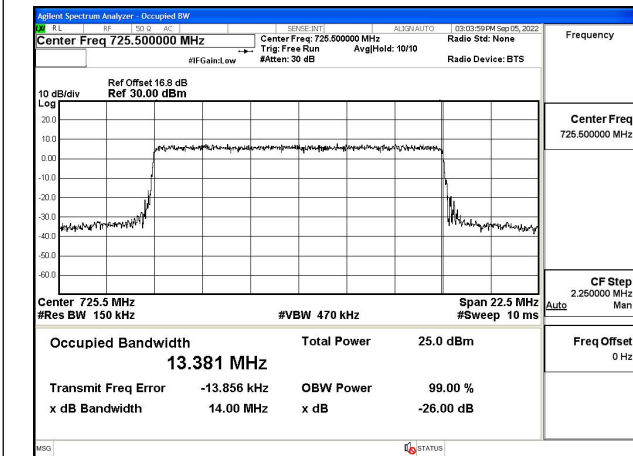


Fig.26

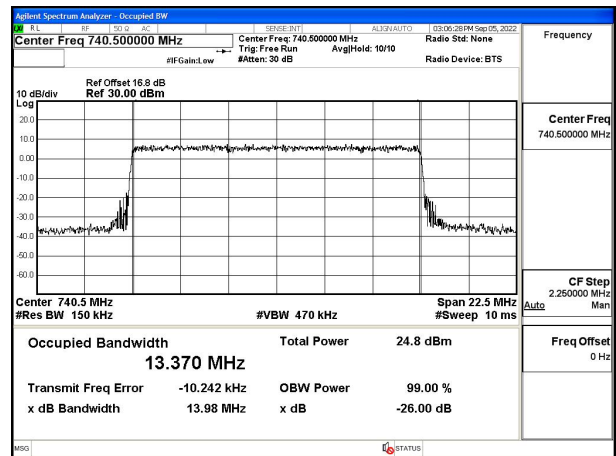


Fig.27

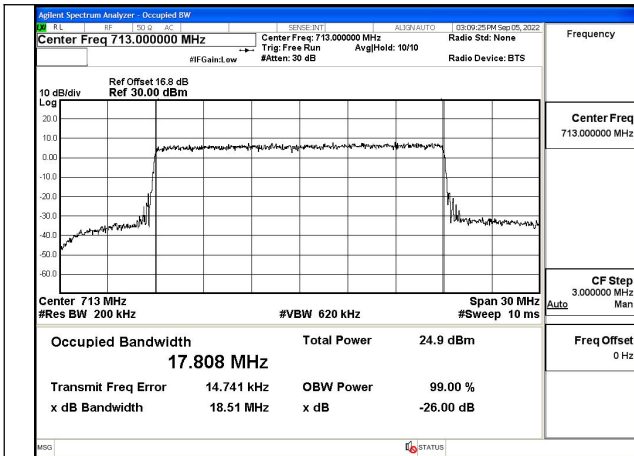


Fig.28

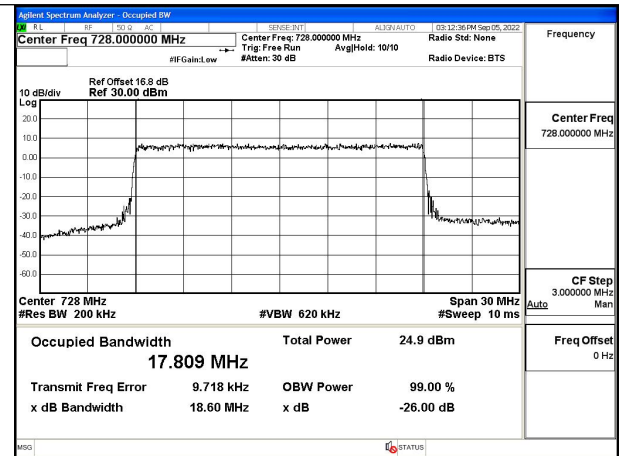


Fig.29

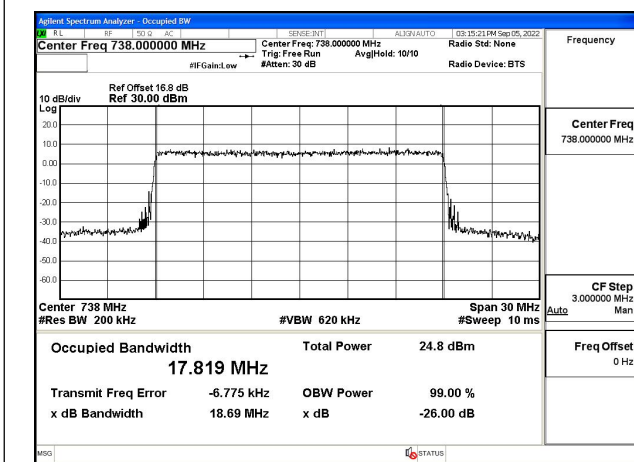


Fig.30

Test Mode: 64QAM

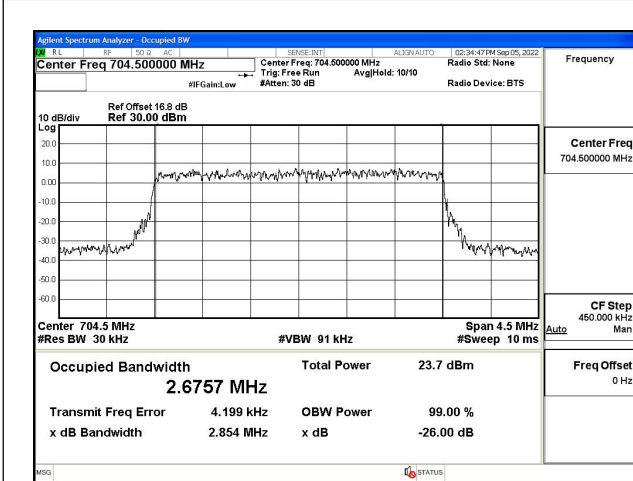


Fig.31

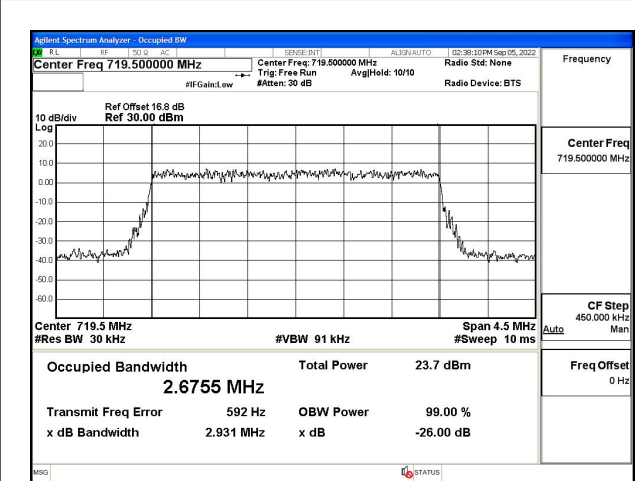


Fig.32

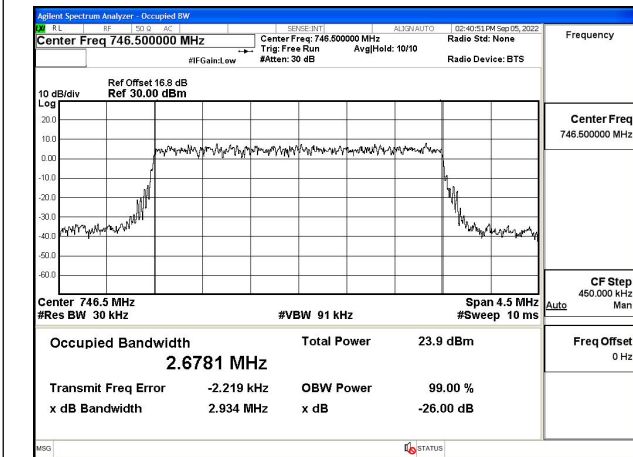


Fig.33

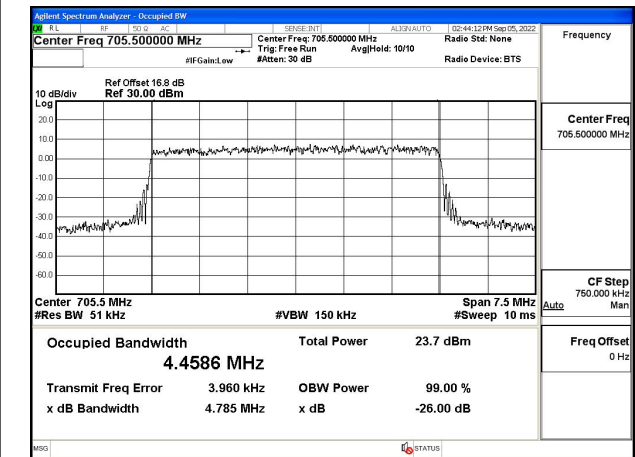


Fig.34

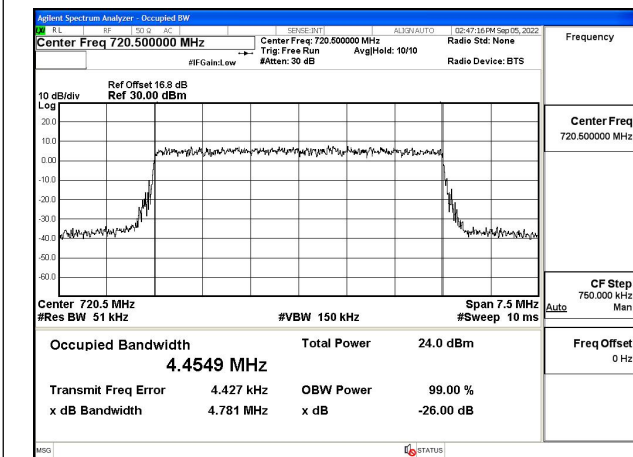


Fig.35

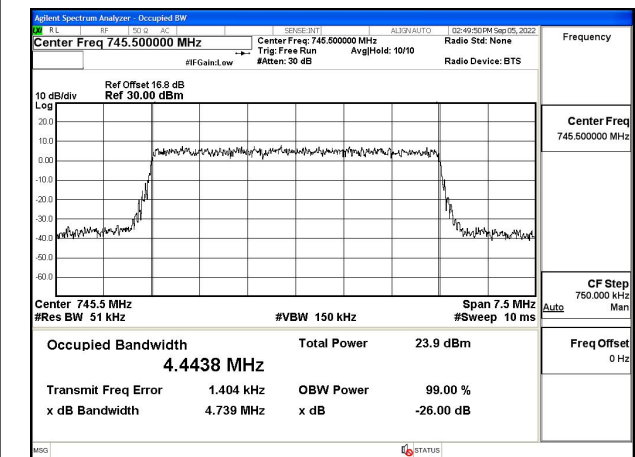


Fig.36