

Fig.43

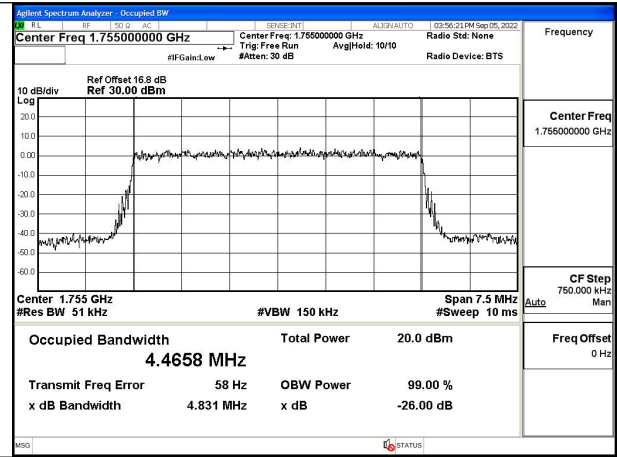


Fig.44

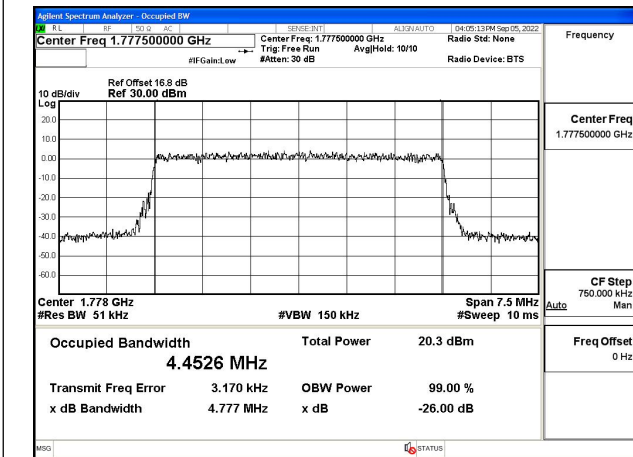


Fig.45

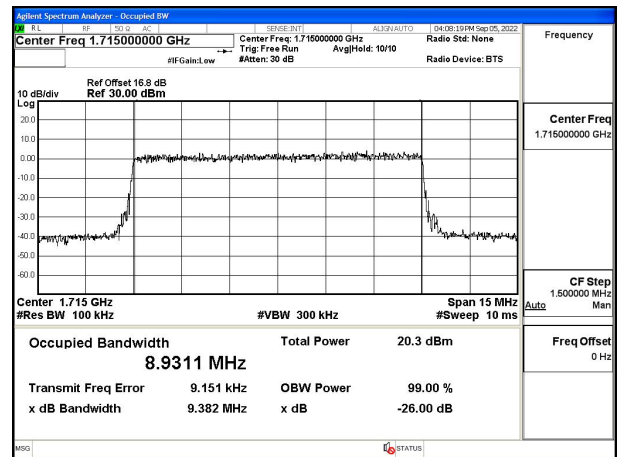


Fig.46

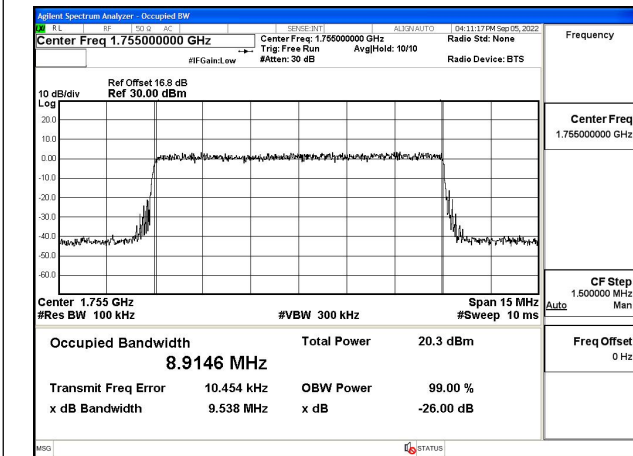


Fig.47

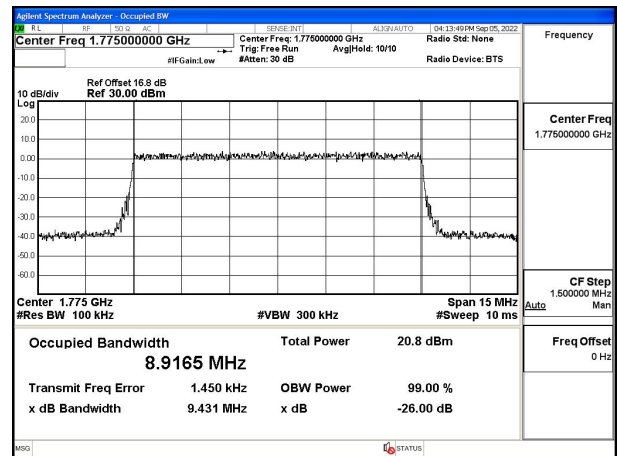


Fig.48

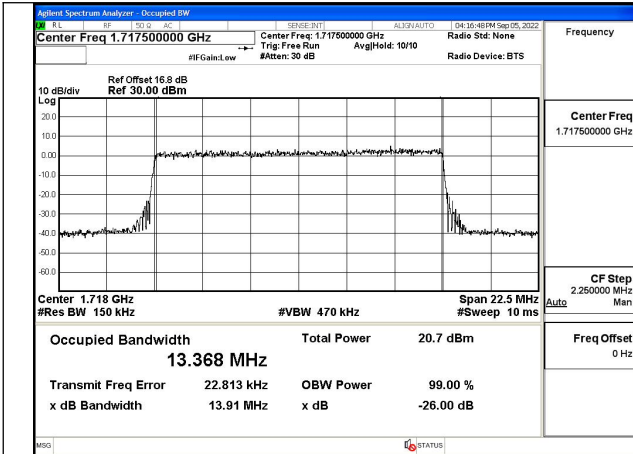


Fig.49

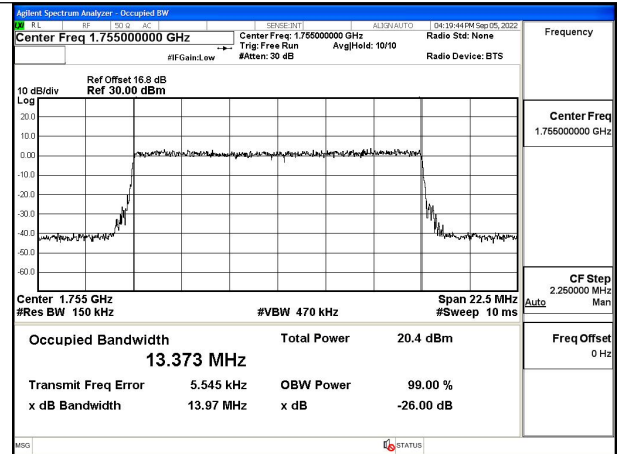


Fig.50

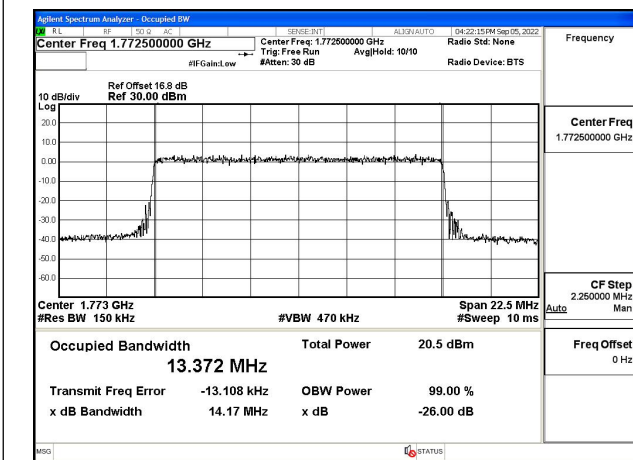


Fig.51

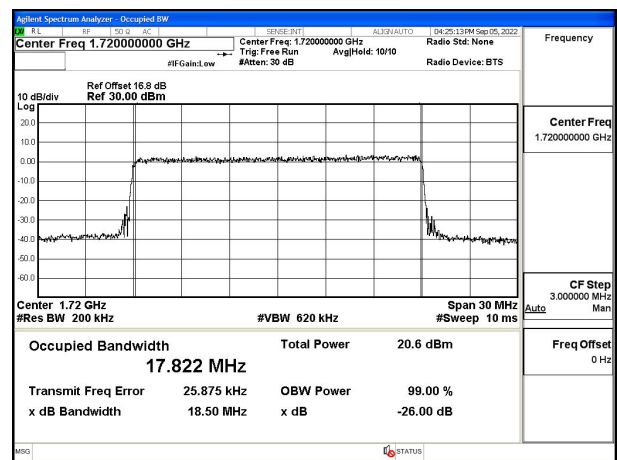


Fig.52

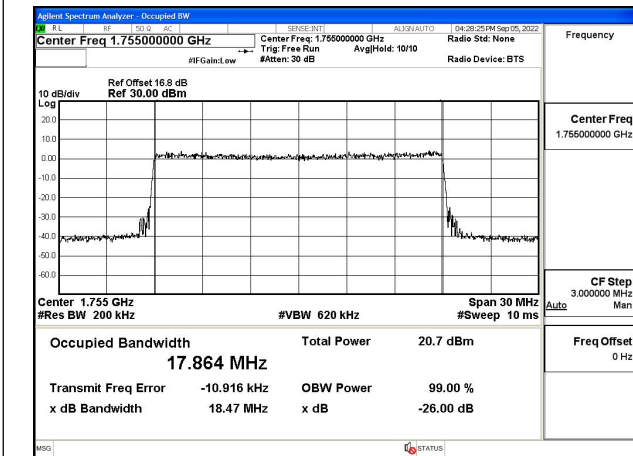


Fig.53

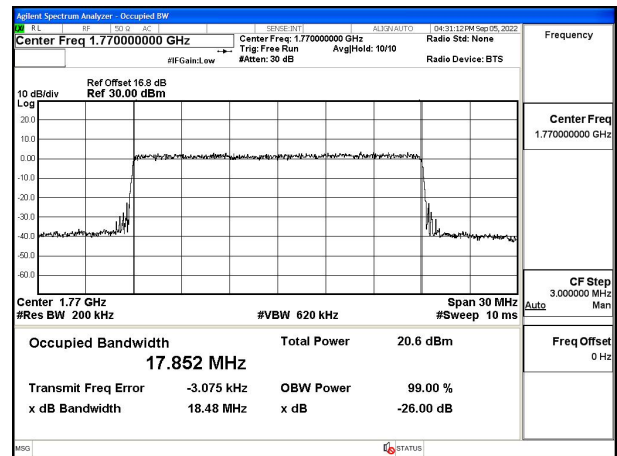


Fig.54

3 Emission Bandwidth

Band	Mode	Carrier frequency (MHz)	Channel	BW (MHz)	RB Size	RB Offset	Bandwidth of -26dB transmitter power (MHz)	
66	QPSK	1710.7	131979	1.4	6	0	1.22	Fig.1
66	QPSK	1755	132422	1.4	6	0	1.22	Fig.2
66	QPSK	1779.3	132665	1.4	6	0	1.21	Fig.3
66	QPSK	1711.5	131987	3	15	0	2.90	Fig.4
66	QPSK	1755	132422	3	15	0	2.95	Fig.5
66	QPSK	1778.5	132657	3	15	0	2.94	Fig.6
66	QPSK	1712.5	131997	5	25	0	4.74	Fig.7
66	QPSK	1755	132422	5	25	0	4.78	Fig.8
66	QPSK	1777.5	132647	5	25	0	4.73	Fig.9
66	QPSK	1715	132022	10	50	0	9.43	Fig.10
66	QPSK	1755	132422	10	50	0	9.39	Fig.11
66	QPSK	1775	132622	10	50	0	9.37	Fig.12
66	QPSK	1717.5	132047	15	75	0	13.98	Fig.13
66	QPSK	1755	132422	15	75	0	14.19	Fig.14
66	QPSK	1772.5	132597	15	75	0	14.04	Fig.15
66	QPSK	1720	132072	20	100	0	18.52	Fig.16
66	QPSK	1755	132422	20	100	0	18.87	Fig.17
66	QPSK	1770	132572	20	100	0	18.57	Fig.18

Band	Mode	Carrier frequency (MHz)	Channel	BW (MHz)	RB Size	RB Offset	Bandwidth of -26dB transmitter power (MHz)	
66	16QAM	1710.7	131979	1.4	6	0	1.20	Fig.19
66	16QAM	1755	132422	1.4	6	0	1.20	Fig.20
66	16QAM	1779.3	132665	1.4	6	0	1.22	Fig.21
66	16QAM	1711.5	131987	3	15	0	2.92	Fig.22
66	16QAM	1755	132422	3	15	0	2.90	Fig.23
66	16QAM	1778.5	132657	3	15	0	2.92	Fig.24
66	16QAM	1712.5	131997	5	25	0	4.78	Fig.25
66	16QAM	1755	132422	5	25	0	4.75	Fig.26
66	16QAM	1777.5	132647	5	25	0	4.74	Fig.27
66	16QAM	1715	132022	10	50	0	9.38	Fig.28
66	16QAM	1755	132422	10	50	0	9.33	Fig.29
66	16QAM	1775	132622	10	50	0	9.45	Fig.30
66	16QAM	1717.5	132047	15	75	0	14.01	Fig.31
66	16QAM	1755	132422	15	75	0	14.16	Fig.32
66	16QAM	1772.5	132597	15	75	0	14.14	Fig.33
66	16QAM	1720	132072	20	100	0	18.56	Fig.34
66	16QAM	1755	132422	20	100	0	18.48	Fig.35
66	16QAM	1770	132572	20	100	0	18.55	Fig.36

Band	Mode	Carrier frequency (MHz)	Channel	BW (MHz)	RB Size	RB Offset	Bandwidth of -26dB transmitter power (MHz)	
66	64QAM	1710.7	131979	1.4	6	0	1.21	Fig.37
66	64QAM	1755	132422	1.4	6	0	1.21	Fig.38
66	64QAM	1779.3	132665	1.4	6	0	1.21	Fig.39
66	64QAM	1711.5	131987	3	15	0	2.90	Fig.40
66	64QAM	1755	132422	3	15	0	2.88	Fig.41
66	64QAM	1778.5	132657	3	15	0	2.90	Fig.42
66	64QAM	1712.5	131997	5	25	0	4.79	Fig.43
66	64QAM	1755	132422	5	25	0	4.83	Fig.44
66	64QAM	1777.5	132647	5	25	0	4.78	Fig.45
66	64QAM	1715	132022	10	50	0	9.38	Fig.46
66	64QAM	1755	132422	10	50	0	9.54	Fig.47
66	64QAM	1775	132622	10	50	0	9.43	Fig.48
66	64QAM	1717.5	132047	15	75	0	13.91	Fig.49
66	64QAM	1755	132422	15	75	0	13.97	Fig.50
66	64QAM	1772.5	132597	15	75	0	14.17	Fig.51
66	64QAM	1720	132072	20	100	0	18.50	Fig.52
66	64QAM	1755	132422	20	100	0	18.47	Fig.53
66	64QAM	1770	132572	20	100	0	18.48	Fig.54

Test Mode: QPSK

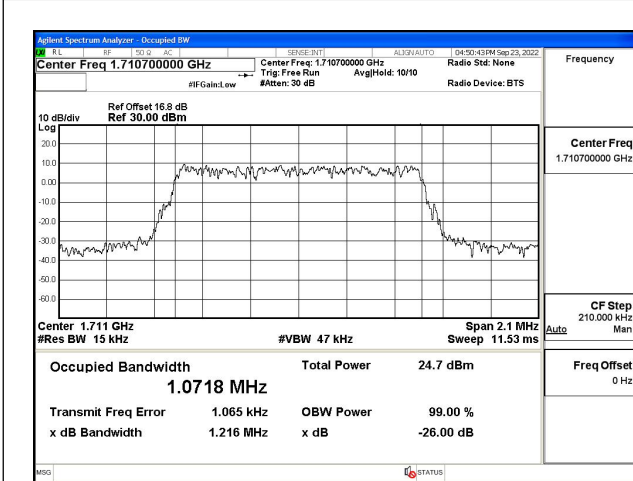


Fig.1

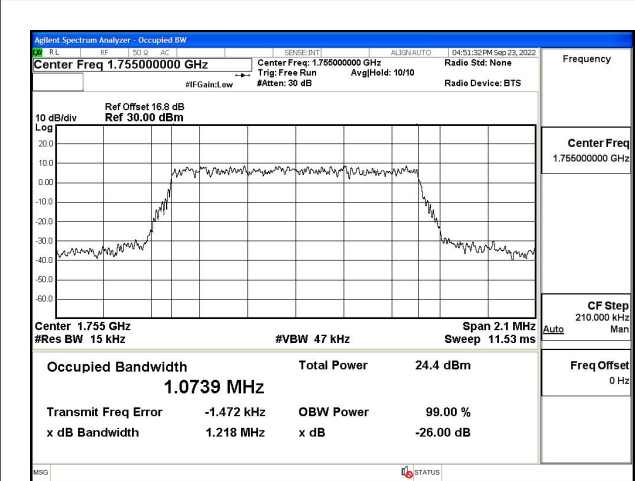


Fig.2

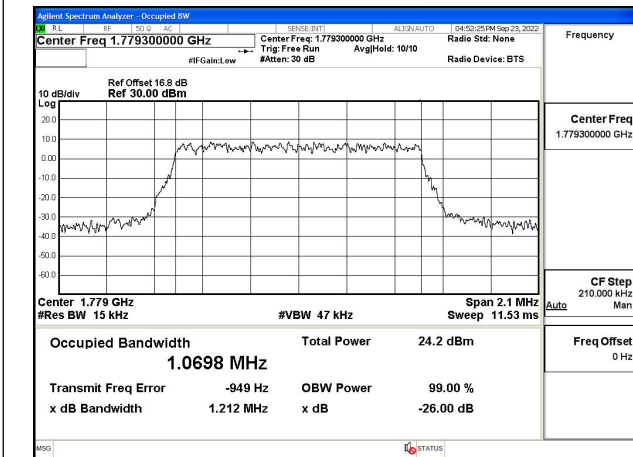


Fig.3

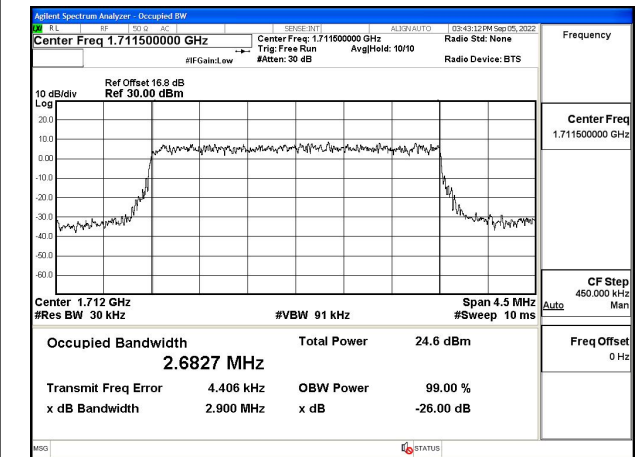


Fig.4

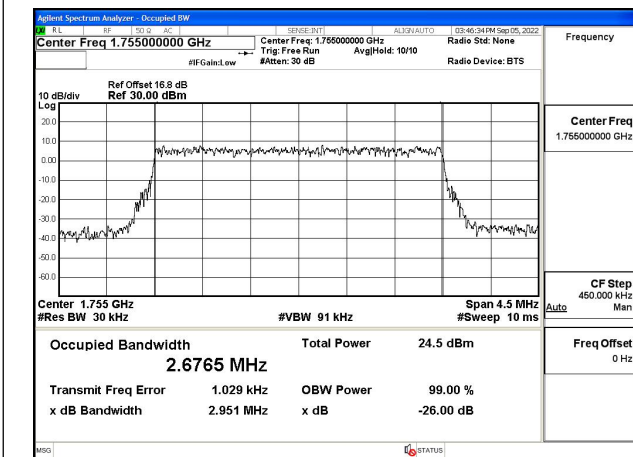


Fig.5

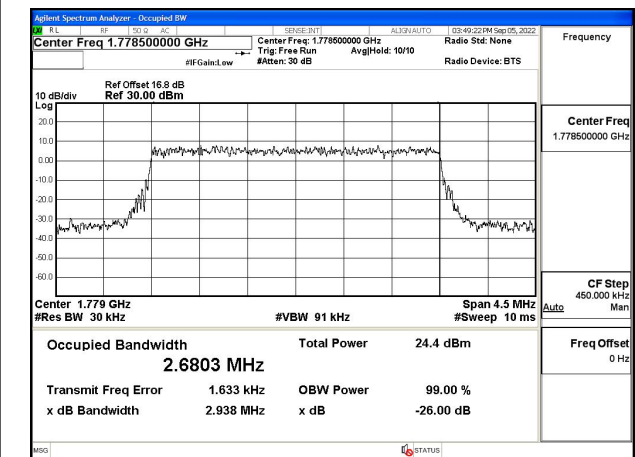


Fig.6

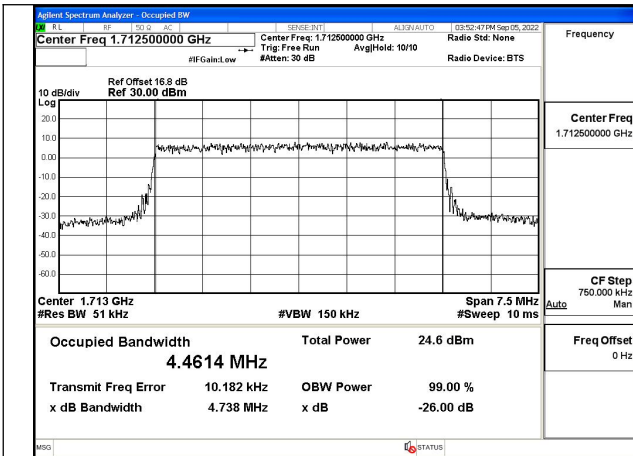


Fig.7

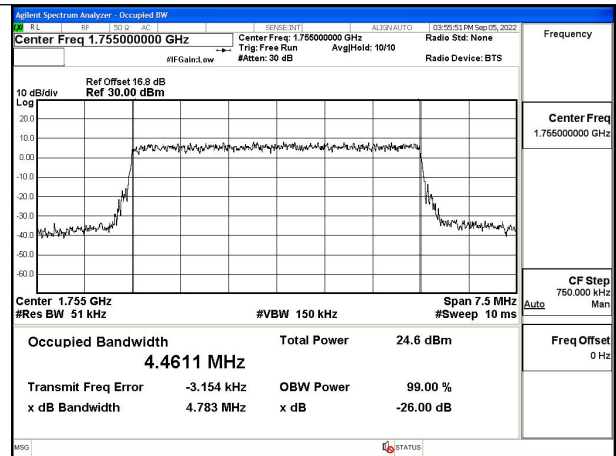


Fig.8

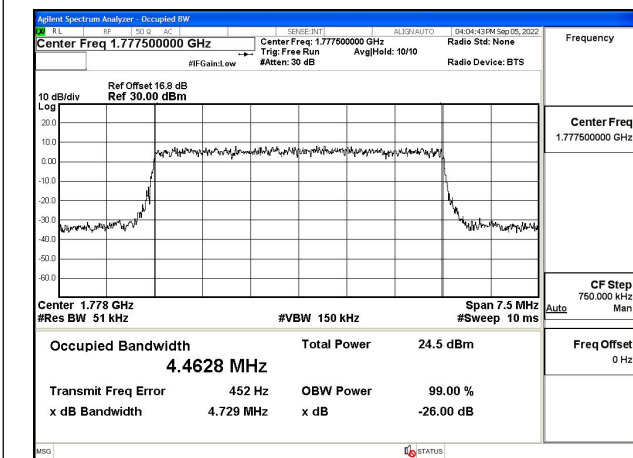


Fig.9

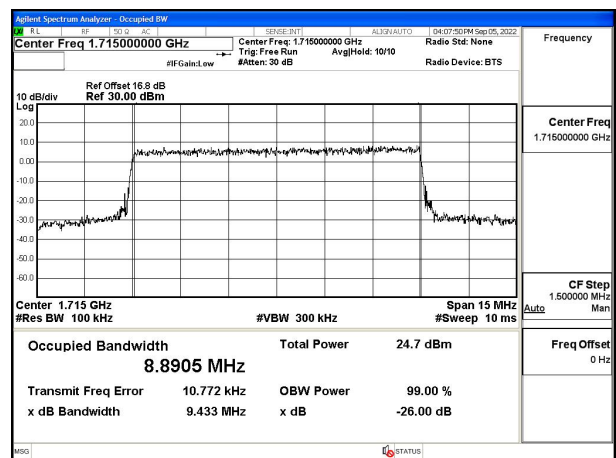


Fig.10

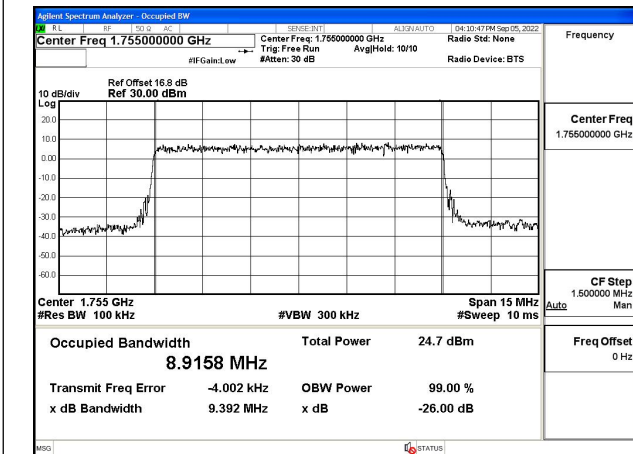


Fig.11

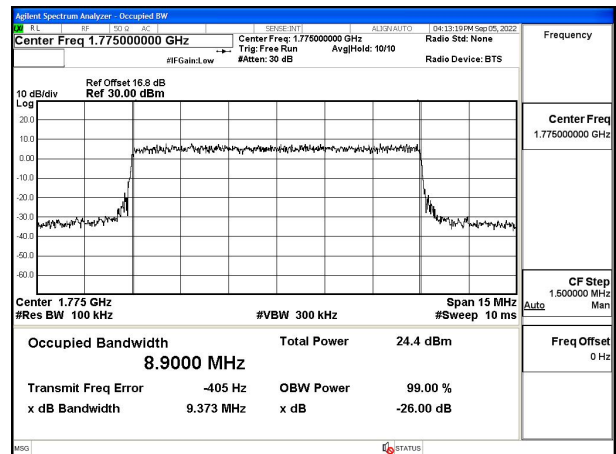


Fig.12

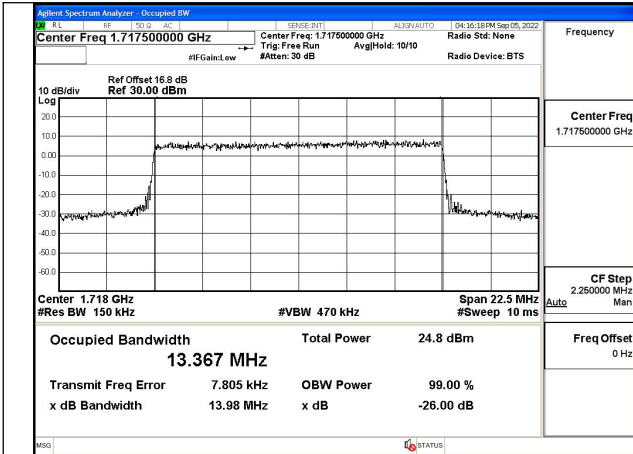


Fig. 13

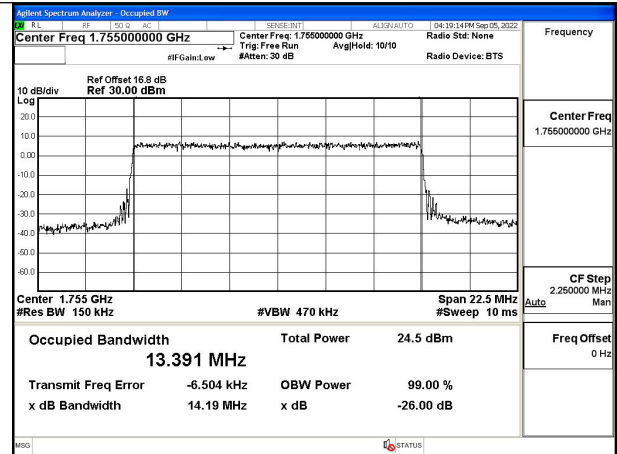


Fig. 14

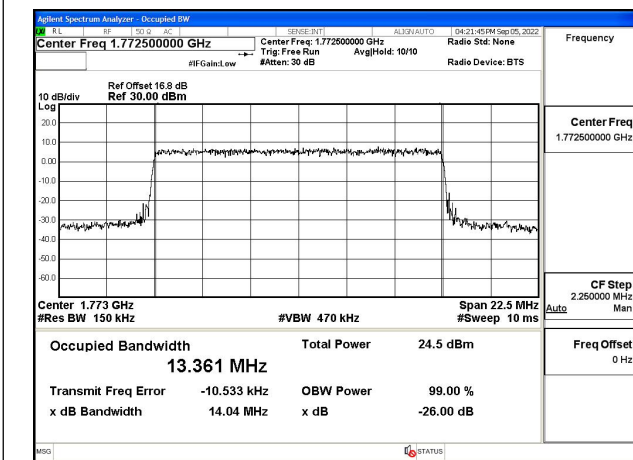


Fig. 15

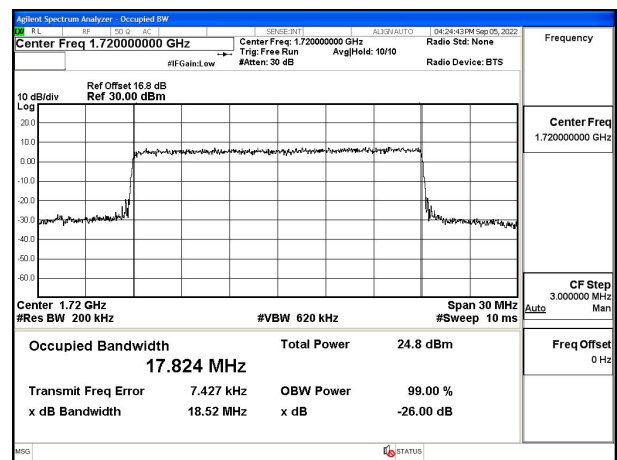


Fig. 16

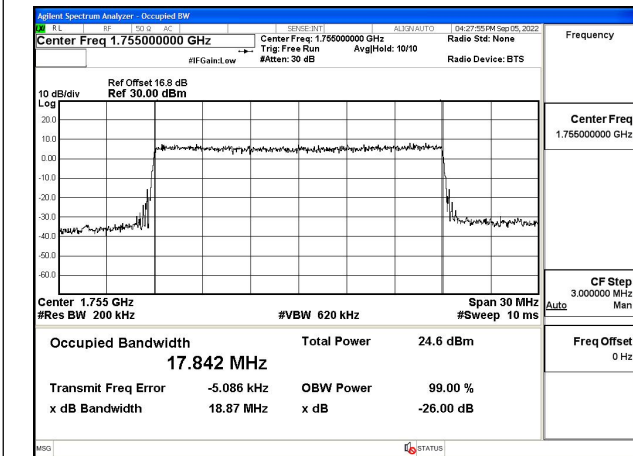


Fig. 17

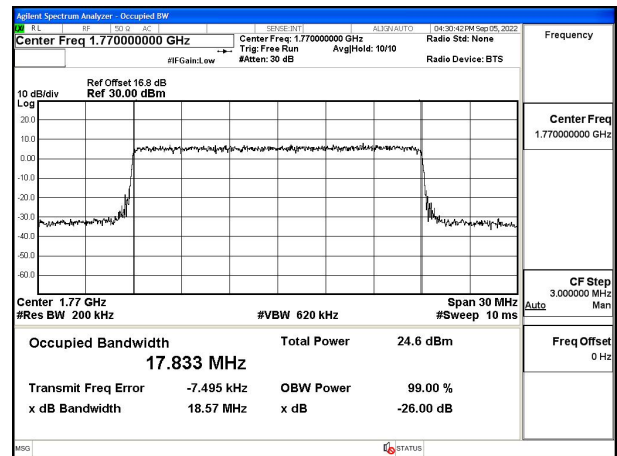


Fig. 18

Test Mode: 16QAM

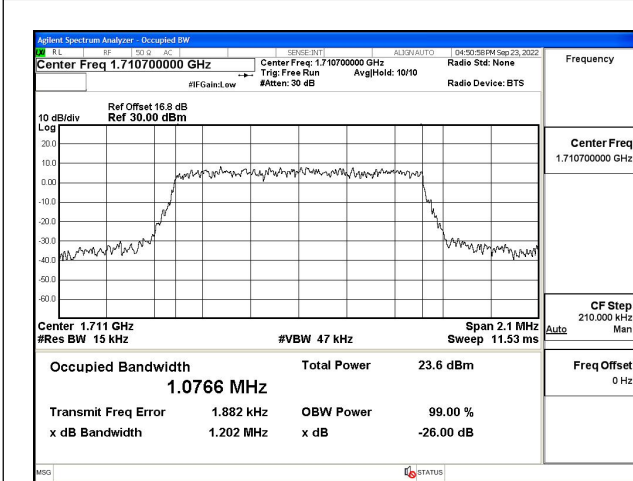


Fig.19

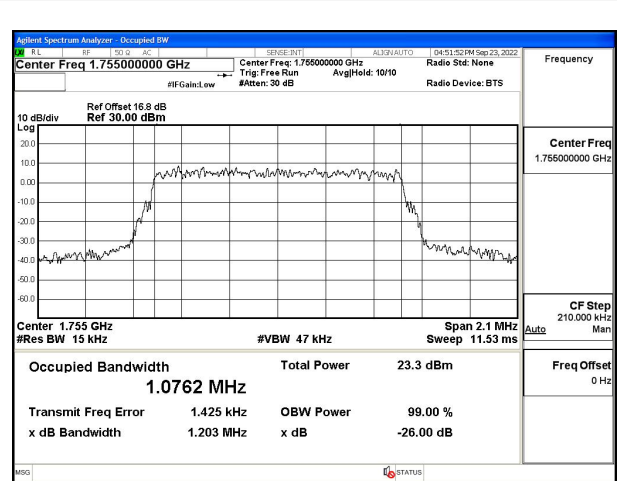


Fig.20

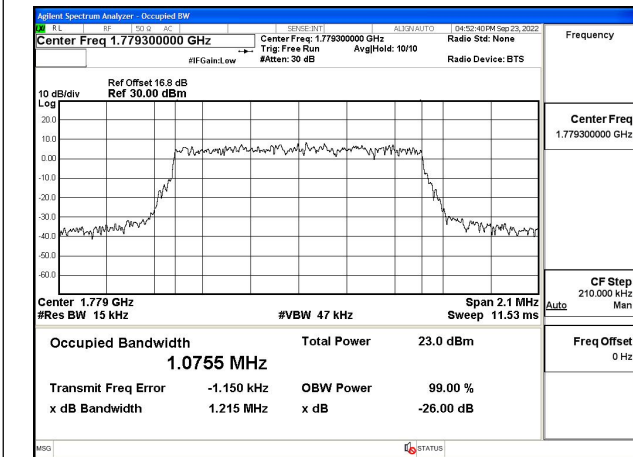


Fig.21

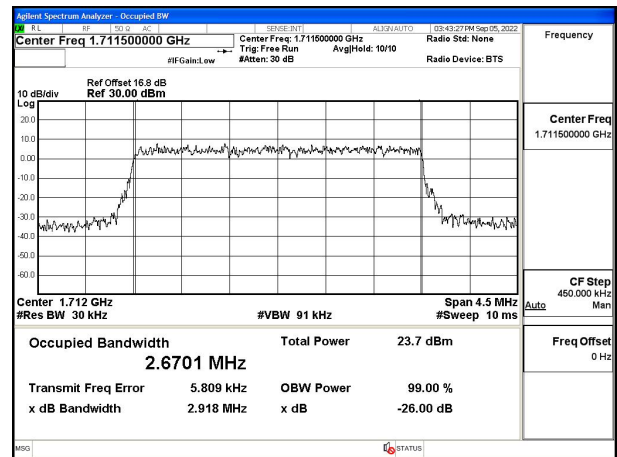


Fig.22

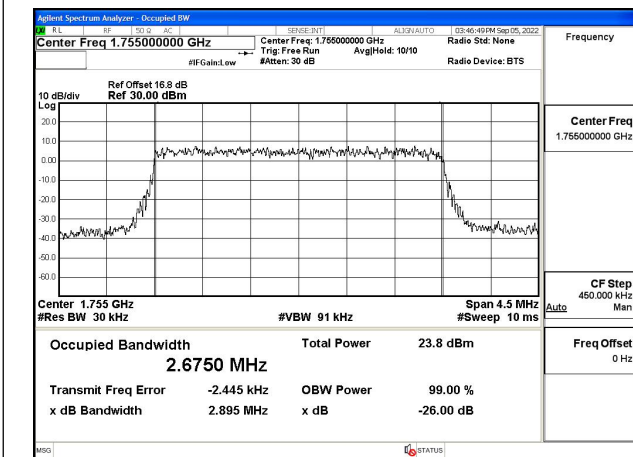


Fig.23

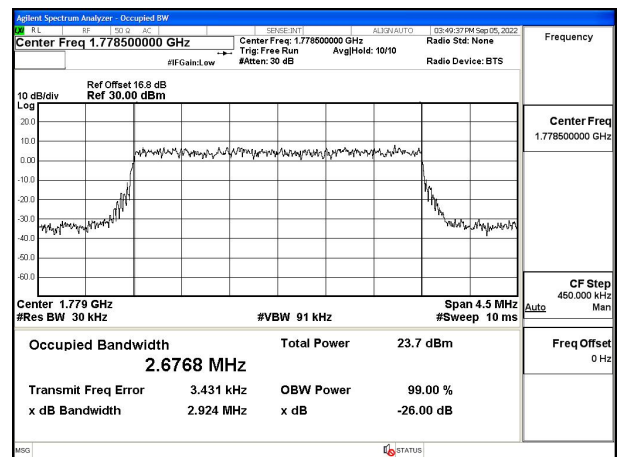


Fig.24

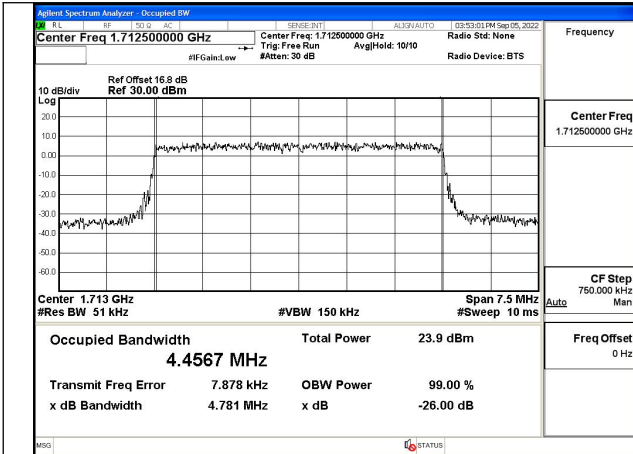


Fig.25

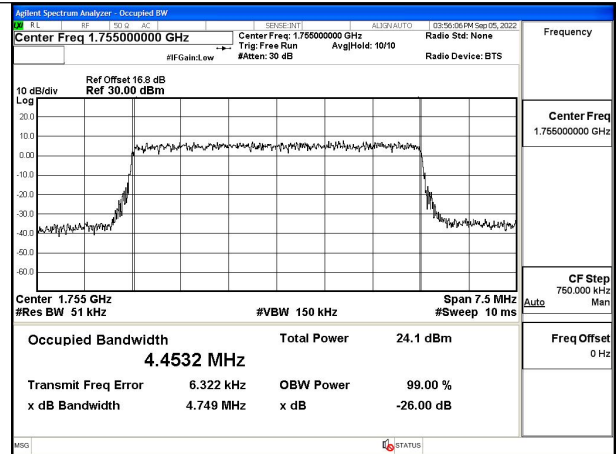


Fig.26

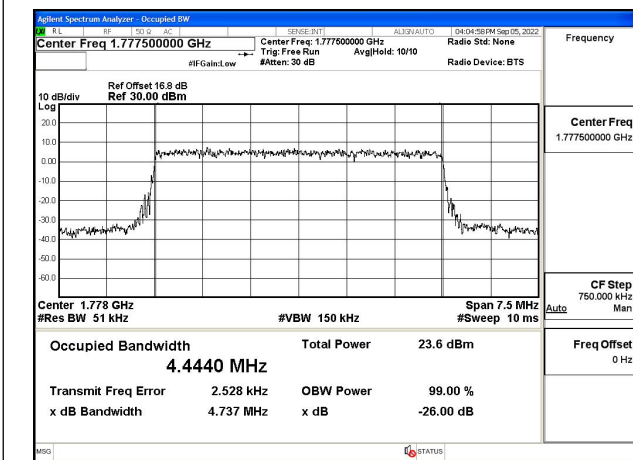


Fig.27

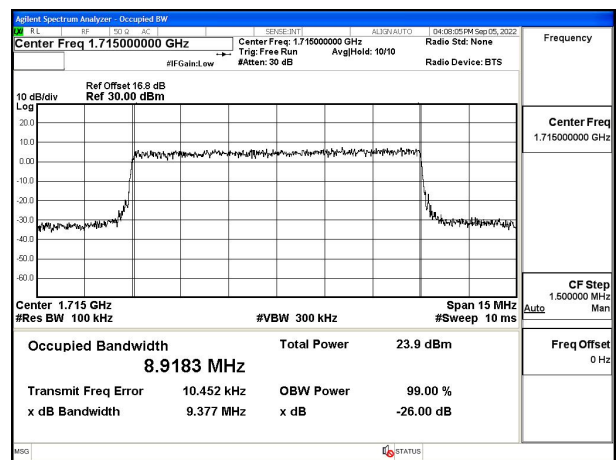


Fig.28

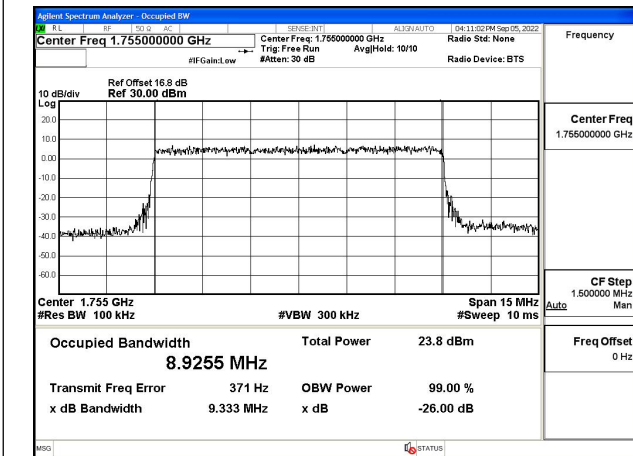


Fig.29

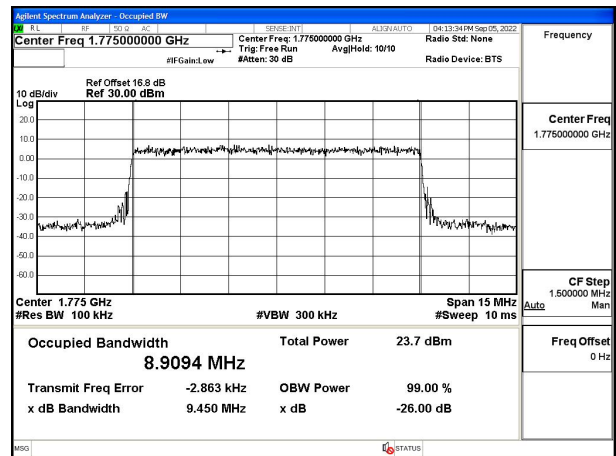


Fig.30