

## APPENDIX B – TEST DATA OF RADIATED EMISSION

### Radiated Emissions Band Edge-WLAN 5G

The measurement results are obtained as described below:

Measure Level = Reading Level + Cable loss + Antenna factor Sample calculation:  
(104.10 dBuV/m) = (57.20 dBμV) + (12.40 dB) + (34.50 dB), the corresponding frequency is 5180MHz.

#### **[5150-5250]**

##### ● 802.11a

**Carrier Frequency (MHz): 5180**

**Channel No.: 36**

**Test Mode: 802.11a**

**Detector: Peak**

Frequency (MHz)	Reading Level (dBuV)	Measure Level (dBuV/m)	Over Limit (dB)	Limit (dBuV/m)	Cable Loss (dB)	Antenna Factor (dB)
5180.0	57.20	104.10	N/A	N/A	12.40	34.50
5150.0	11.70	58.60	-15.40	74.00	12.40	34.50

**Detector: Average**

Frequency (MHz)	Reading Level (dBuV)	Measure Level (dBuV/m)	Over Limit (dB)	Limit (dBuV/m)	Cable Loss (dB)	Antenna Factor (dB)
5180.0	35.40	82.30	N/A	N/A	12.40	34.50
5150.0	-10.50	36.40	-17.60	54.00	12.40	34.50

**Carrier Frequency (MHz): 5240**

**Channel No.: 48**

**Test Mode: 802.11a**

**Detector: Peak**

Frequency (MHz)	Reading Level (dBuV)	Measure Level (dBuV/m)	Over Limit (dB)	Limit (dBuV/m)	Cable Loss (dB)	Antenna Factor (dB)
5240.0	50.70	97.60	N/A	N/A	12.40	34.50
5250.0	13.70	60.60	-13.40	74.00	12.40	34.50

**Detector: Average**

Frequency (MHz)	Reading Level (dBuV)	Measure Level (dBuV/m)	Over Limit (dB)	Limit (dBuV/m)	Cable Loss (dB)	Antenna Factor (dB)
5240.0	36.20	83.10	N/A	N/A	12.40	34.50
5250.0	-5.40	41.50	-12.50	54.00	12.40	34.50

● 802.11n (HT20)

Carrier Frequency (MHz): 5180

Channel No.: 36

Test Mode: 802.11n (HT20)

Detector: Peak

Frequency (MHz)	Reading Level (dBuV)	Measure Level (dBuV/m)	Over Limit (dB)	Limit (dBuV/m)	Cable Loss (dB)	Antenna Factor (dB)
5180.0	40.00	86.90	N/A	N/A	12.40	34.50
5150.0	6.10	53.00	-21.00	74.00	12.40	34.50

Detector: Average

Frequency (MHz)	Reading Level (dBuV)	Measure Level (dBuV/m)	Over Limit (dB)	Limit (dBuV/m)	Cable Loss (dB)	Antenna Factor (dB)
5180.0	27.50	74.40	N/A	N/A	12.40	34.50
5150.0	-8.10	38.80	-15.20	54.00	12.40	34.50

Carrier Frequency (MHz): 5240

Channel No.: 48

Test Mode: 802.11n (HT20)

Detector: Peak

Frequency (MHz)	Reading Level (dBuV)	Measure Level (dBuV/m)	Over Limit (dB)	Limit (dBuV/m)	Cable Loss (dB)	Antenna Factor (dB)
5240.0	47.60	94.50	N/A	N/A	12.40	34.50
5250.0	8.20	55.10	-18.90	74.00	12.40	34.50

Detector: Average

Frequency (MHz)	Reading Level (dBuV)	Measure Level (dBuV/m)	Over Limit (dB)	Limit (dBuV/m)	Cable Loss (dB)	Antenna Factor (dB)
5240.0	24.30	71.20	N/A	N/A	12.40	34.50
5250.0	-4.30	42.60	-11.40	54.00	12.40	34.50

● 802.11n (HT40)

Carrier Frequency (MHz): 5190

Channel No.: 38

Test Mode: 802.11n (HT40)

Detector: Peak

Frequency (MHz)	Reading Level (dBuV)	Measure Level (dBuV/m)	Over Limit (dB)	Limit (dBuV/m)	Cable Loss (dB)	Antenna Factor (dB)
5190.0	43.40	90.30	N/A	N/A	12.40	34.50
5150.0	10.80	57.70	-16.30	74.00	12.40	34.50

**Detector: Average**

Frequency (MHz)	Reading Level (dBuV)	Measure Level (dBuV/m)	Over Limit (dB)	Limit (dBuV/m)	Cable Loss (dB)	Antenna Factor (dB)
5190.0	28.00	74.90	N/A	N/A	12.40	34.50
5150.0	-10.10	36.80	-17.20	54.00	12.40	34.50

**Carrier Frequency (MHz): 5230**

**Channel No.: 46**

**Test Mode: 802.11n (HT40)**

**Detector: Peak**

Frequency (MHz)	Reading Level (dBuV)	Measure Level (dBuV/m)	Over Limit (dB)	Limit (dBuV/m)	Cable Loss (dB)	Antenna Factor (dB)
5230.0	42.50	89.40	N/A	N/A	12.40	34.50
5250.0	21.40	68.30	-5.70	74.00	12.40	34.50

**Detector: Average**

Frequency (MHz)	Reading Level (dBuV)	Measure Level (dBuV/m)	Over Limit (dB)	Limit (dBuV/m)	Cable Loss (dB)	Antenna Factor (dB)
5230.0	28.70	75.60	N/A	N/A	12.40	34.50
5250.0	-2.00	44.90	-9.10	54.00	12.40	34.50

● **802.11ac (VHT80)**

**Carrier Frequency (MHz): 5210**

**Channel No.: 42**

**Test Mode: 802.11ac (VHT80)**

**Detector: Peak**

Frequency (MHz)	Reading Level (dBuV)	Measure Level (dBuV/m)	Over Limit (dB)	Limit (dBuV/m)	Cable Loss (dB)	Antenna Factor (dB)
5210.0	53.20	100.10	N/A	N/A	12.40	34.50
5150.0	21.80	68.70	-5.30	74.00	12.40	34.50

**Detector: Average**

Frequency (MHz)	Reading Level (dBuV)	Measure Level (dBuV/m)	Over Limit (dB)	Limit (dBuV/m)	Cable Loss (dB)	Antenna Factor (dB)
5210.0	25.30	72.20	N/A	N/A	12.40	34.50
5150.0	-3.40	43.50	-10.50	54.00	12.40	34.50

**[5725-5850]**

● **802.11a**

**Carrier Frequency (MHz): 5745**

**Channel No.: 149**

**Test Mode: 802.11a**

**Detector: Peak**

Frequency (MHz)	Reading Level (dBuV)	Measure Level (dBuV/m)	Over Limit (dB)	Limit (dBuV/m)	Cable Loss (dB)	Antenna Factor (dB)
5745.0	40.60	87.50	N/A	N/A	12.40	34.50
5725.0	13.40	60.30	-13.70	74.00	12.40	34.50

**Detector: Average**

Frequency (MHz)	Reading Level (dBuV)	Measure Level (dBuV/m)	Over Limit (dB)	Limit (dBuV/m)	Cable Loss (dB)	Antenna Factor (dB)
5745.0	25.20	72.10	N/A	N/A	12.40	34.50
5725.0	-3.30	43.60	-10.40	54.00	12.40	34.50

**Carrier Frequency (MHz): 5825**

**Channel No.: 165**

**Test Mode: 802.11a**

**Detector: Peak**

Frequency (MHz)	Reading Level (dBuV)	Measure Level (dBuV/m)	Over Limit (dB)	Limit (dBuV/m)	Cable Loss (dB)	Antenna Factor (dB)
5825.0	38.40	85.30	N/A	N/A	12.40	34.50
5845.0	7.70	54.60	-19.40	74.00	12.40	34.50

**Detector: Average**

Frequency (MHz)	Reading Level (dBuV)	Measure Level (dBuV/m)	Over Limit (dB)	Limit (dBuV/m)	Cable Loss (dB)	Antenna Factor (dB)
5825.0	33.50	80.40	N/A	N/A	12.40	34.50
5845.0	-8.20	38.70	-15.30	54.00	12.40	34.50

● **802.11n (HT20)**

**Carrier Frequency (MHz): 5745**

**Channel No.: 149**

**Test Mode: 802.11n (HT20)**

**Detector: Peak**

Frequency (MHz)	Reading Level (dBuV)	Measure Level (dBuV/m)	Over Limit (dB)	Limit (dBuV/m)	Cable Loss (dB)	Antenna Factor (dB)
5745.0	60.20	107.10	N/A	N/A	12.40	34.50
5725.0	7.60	54.50	-19.50	74.00	12.40	34.50

**Detector: Average**

Frequency (MHz)	Reading Level (dBuV)	Measure Level (dBuV/m)	Over Limit (dB)	Limit (dBuV/m)	Cable Loss (dB)	Antenna Factor (dB)
5745.0	25.50	72.40	N/A	N/A	12.40	34.50
5725.0	-15.20	31.70	-22.30	54.00	12.40	34.50

**Carrier Frequency (MHz): 5825**

**Channel No.: 165**

**Test Mode: 802.11n (HT20)**

**Detector: Peak**

Frequency (MHz)	Reading Level (dBuV)	Measure Level (dBuV/m)	Over Limit (dB)	Limit (dBuV/m)	Cable Loss (dB)	Antenna Factor (dB)
5825.0	36.30	83.20	N/A	N/A	12.40	34.50
5845.0	10.80	57.70	-16.30	74.00	12.40	34.50

**Detector: Average**

Frequency (MHz)	Reading Level (dBuV)	Measure Level (dBuV/m)	Over Limit (dB)	Limit (dBuV/m)	Cable Loss (dB)	Antenna Factor (dB)
5825.0	23.20	70.10	N/A	N/A	12.40	34.50
5845.0	-10.40	36.50	-17.50	54.00	12.40	34.50

● **802.11n (HT40)**

**Carrier Frequency (MHz): 5755**

**Channel No.: 151**

**Test Mode: 802.11n (HT40)**

**Detector: Peak**

Frequency (MHz)	Reading Level (dBuV)	Measure Level (dBuV/m)	Over Limit (dB)	Limit (dBuV/m)	Cable Loss (dB)	Antenna Factor (dB)
5755.0	52.30	99.20	N/A	N/A	12.40	34.50
5715.0	11.80	58.70	-15.30	74.00	12.40	34.50

**Detector: Average**

Frequency (MHz)	Reading Level (dBuV)	Measure Level (dBuV/m)	Over Limit (dB)	Limit (dBuV/m)	Cable Loss (dB)	Antenna Factor (dB)
5755.0	31.70	78.60	N/A	N/A	12.40	34.50
5715.0	-2.30	44.60	-9.40	54.00	12.40	34.50

**Carrier Frequency (MHz): 5795**

**Channel No.: 159**

**Test Mode: 802.11n (HT40)**

**Detector: Peak**

Frequency (MHz)	Reading Level (dBuV)	Measure Level (dBuV/m)	Over Limit (dB)	Limit (dBuV/m)	Cable Loss (dB)	Antenna Factor (dB)
5795.0	51.60	98.50	N/A	N/A	12.40	34.50
5835.0	10.90	57.80	-16.20	74.00	12.40	34.50

**Detector: Average**

Frequency (MHz)	Reading Level (dBuV)	Measure Level (dBuV/m)	Over Limit (dB)	Limit (dBuV/m)	Cable Loss (dB)	Antenna Factor (dB)
5795.0	28.40	75.30	N/A	N/A	12.40	34.50
5835.0	-6.60	40.30	-13.70	54.00	12.40	34.50

● **802.11ac (VHT80)**

**Carrier Frequency (MHz): 5775**

**Channel No.: 155**

**Test Mode: 802.11ac (VHT80)**

**Detector: Peak**

Frequency (MHz)	Reading Level (dBuV)	Measure Level (dBuV/m)	Over Limit (dB)	Limit (dBuV/m)	Cable Loss (dB)	Antenna Factor (dB)
5775.0	45.40	92.30	N/A	N/A	12.40	34.50
5695.0	0.60	47.50	-26.50	74.00	12.40	34.50

**Detector: Average**

Frequency (MHz)	Reading Level (dBuV)	Measure Level (dBuV/m)	Over Limit (dB)	Limit (dBuV/m)	Cable Loss (dB)	Antenna Factor (dB)
5775.0	18.50	65.40	N/A	N/A	12.40	34.50
5695.0	-12.30	34.60	-19.40	54.00	12.40	34.50

## Radiated Emissions Data-WLAN 5G

### Sample Calculations:

#### Determining Spurious Emissions Levels

A “reference path loss” is established and the  $A_{Rpl}$  is the attenuation of “reference path loss”, and including the gain of receive antenna, the gain of the preamplifier, the cable loss. The measurement results are obtained as described below:

**Below 1GHz:**

**QuasiPeak=Reading Value +  $A_{Rpl}$**

**Above 1GHz:**

**MaxPeak=Reading MaxPeak +  $A_{Rpl}$**

OR

Average=Reading Average +  $A_{Rpl}$

Sample calculation:  $(3.20 \text{ dB}\mu\text{V/m}) = (23.30 \text{ dB}\mu\text{V}) + (-20.10 \text{ dB/m})$ , the corresponding frequency is 55.90MHz.

The worst case attitude: The mobile lay down.

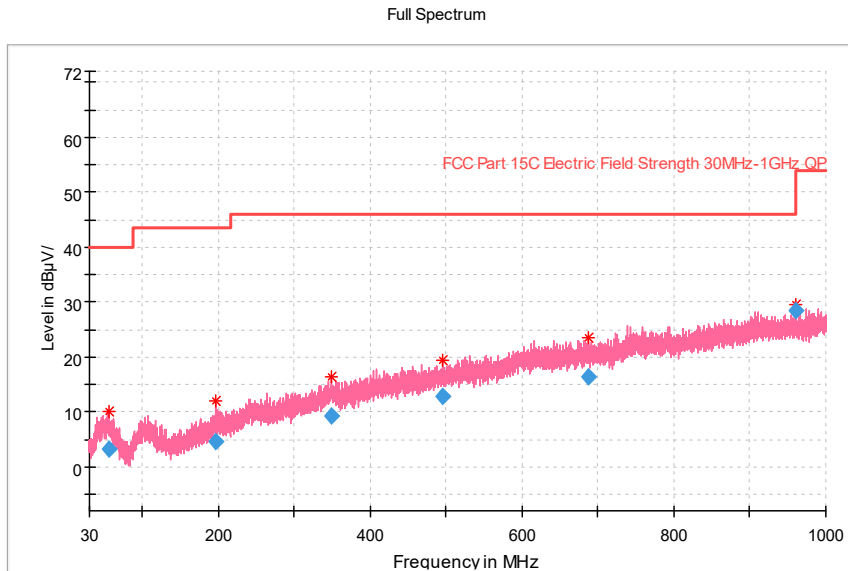
**Spurious Radiated Emissions below 30MHz and above 18G:**

There were no emissions from 9kHz to 30MHz and above 18G found within 20dB of the limit. Thus, the test result was not reported according to §15.31 (o).

**【5150~5250】**

● 802.11a

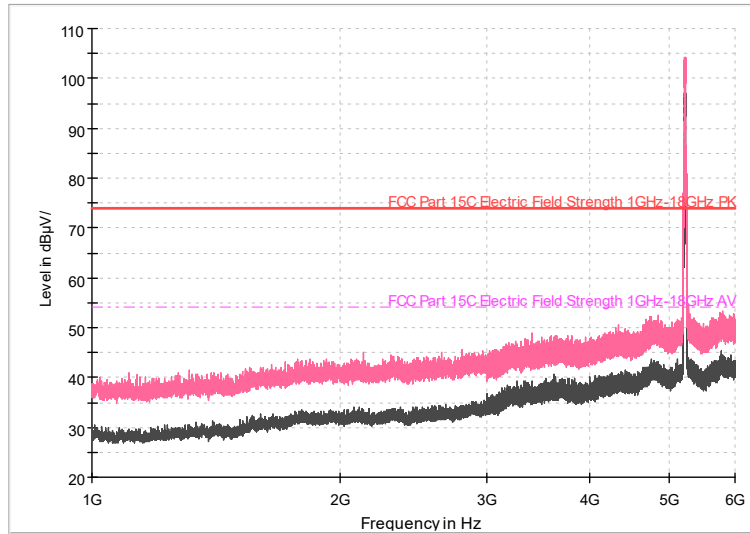
**Spurious Radiated Emissions from 30MHz to 1GHz:  
CH Middle (No.44)**



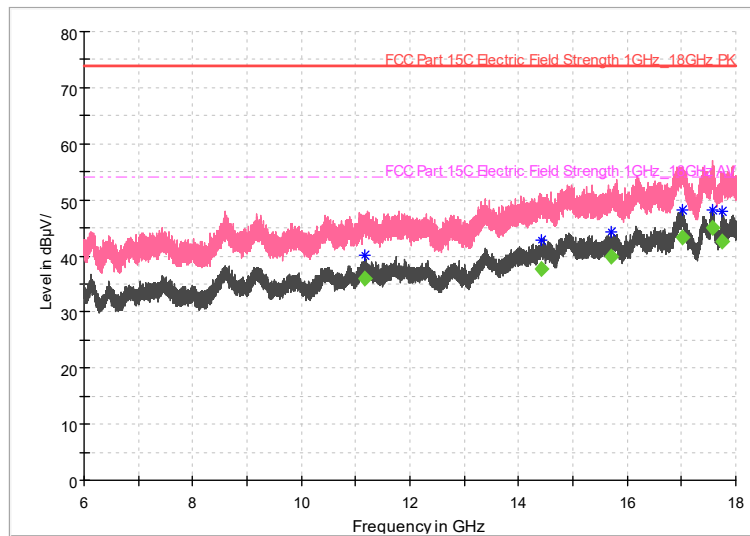
Frequency (MHz)	Reading (dBuV)	QuasiPeak (dBuV/m)	Limit (dBuV/m)	Margin (dB)	$A_{Rpl}$ (dB)	Polarity
55.90	23.30	3.20	40.00	36.80	-20.10	Vertical
196.94	24.37	4.67	43.50	38.83	-19.70	Vertical
349.03	24.12	9.22	46.00	36.78	-14.90	Vertical
495.02	23.82	12.72	46.00	33.28	-11.10	Vertical
686.88	23.58	16.38	46.00	29.62	-7.20	Vertical
959.75	30.96	28.46	46.00	17.54	-2.50	Vertical

## Spurious Radiated Emissions from 1GHz to 18GHz: CH Middle (No.44)

Full Spectrum



Full Spectrum

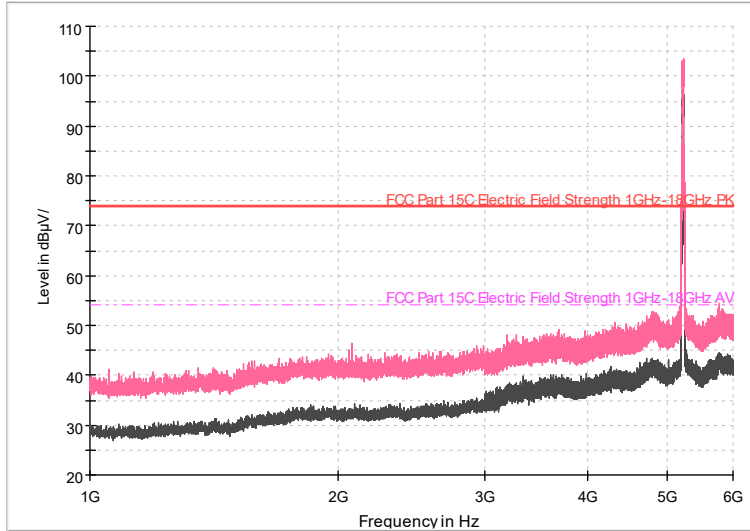


Frequency (MHz)	Reading MaxPeak (dBuV)	Reading Average (dBuV)	MaxPeak (dBuV/m)	Average (dBuV/m)	Limit (dBuV/m)	Margin (dB)	A <sub>Rpl</sub> (dB)	Polarity
11170.00	---	53.66	---	35.96	54.00	18.04	-17.70	Vertical
14422.40	---	51.80	---	37.70	54.00	16.30	-14.10	Vertical
15715.20	---	54.24	---	39.94	54.00	14.06	-14.30	Vertical
17017.20	---	56.04	---	43.34	54.00	10.66	-12.70	Vertical
17574.00	---	56.85	---	44.95	54.00	9.05	-11.90	Vertical
17760.00	---	53.86	---	42.46	54.00	11.54	-11.40	Vertical

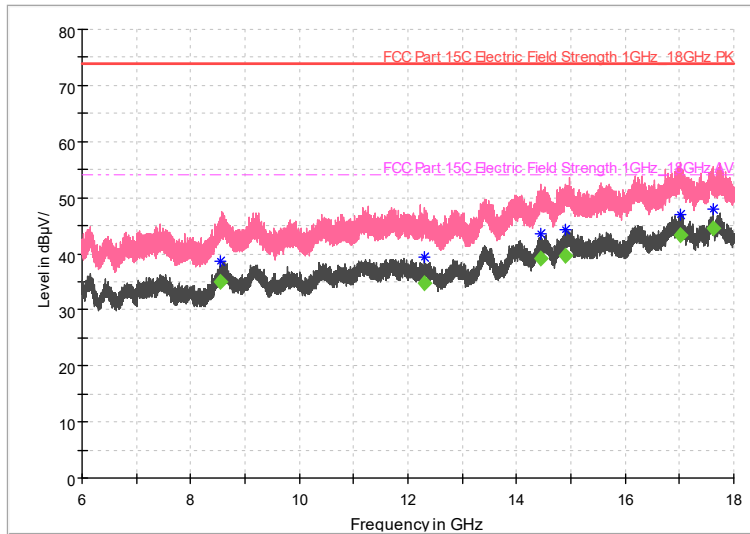


● 802.11n (HT20)  
Spurious Radiated Emissions from 1GHz to 18GHz:  
CH Middle (No.44)

Full Spectrum

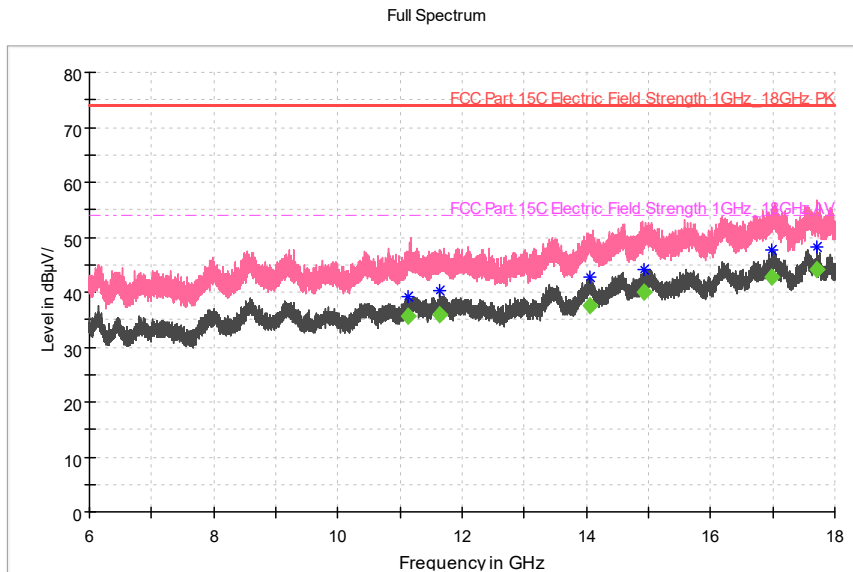
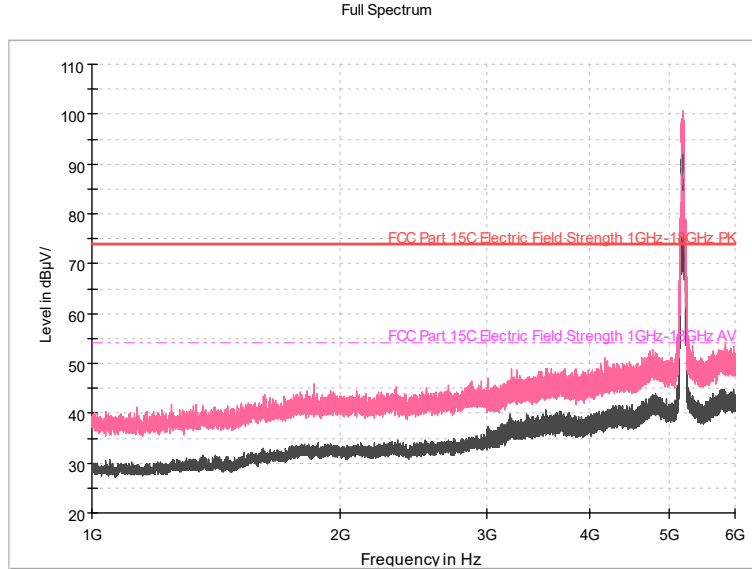


Full Spectrum



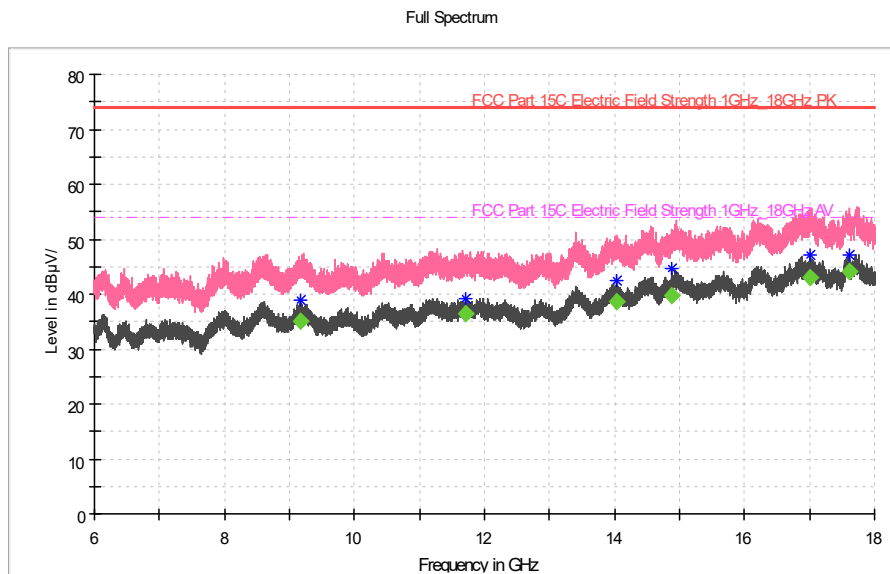
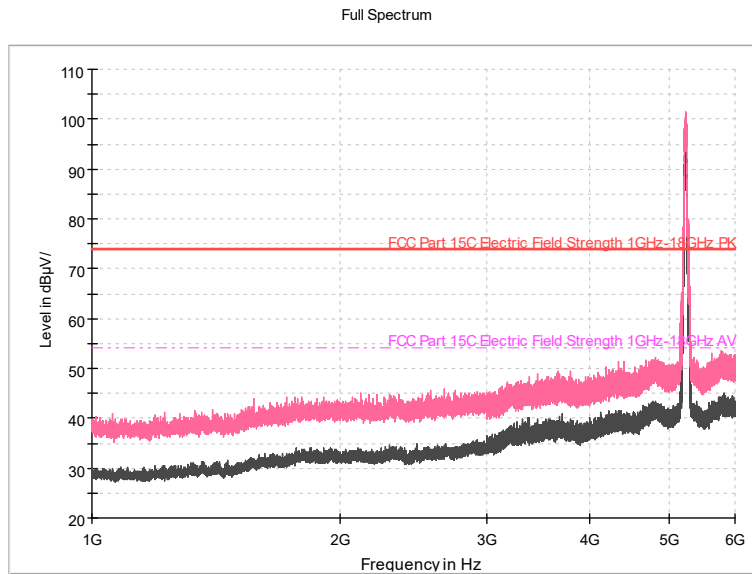
Frequency (MHz)	Reading MaxPeak (dBuV)	Reading Average (dBuV)	MaxPeak (dBuV/m)	Average (dBuV/m)	Limit (dBuV/m)	Margin (dB)	A <sub>RPI</sub> (dB)	Polarity
8548.400	---	55.45	---	35.05	54.00	18.95	-20.40	Vertical
12314.400	---	52.20	---	34.70	54.00	19.30	-17.50	Vertical
14444.000	---	53.22	---	39.12	54.00	14.88	-14.10	Vertical
14896.000	---	53.59	---	39.69	54.00	14.31	-13.90	Vertical
17008.400	---	56.02	---	43.32	54.00	10.68	-12.70	Vertical
17611.600	---	56.42	---	44.62	54.00	9.38	-11.80	Vertical

● 802.11n (HT40)  
Spurious Radiated Emissions from 1GHz to 18GHz:  
CH Middle (No.38)



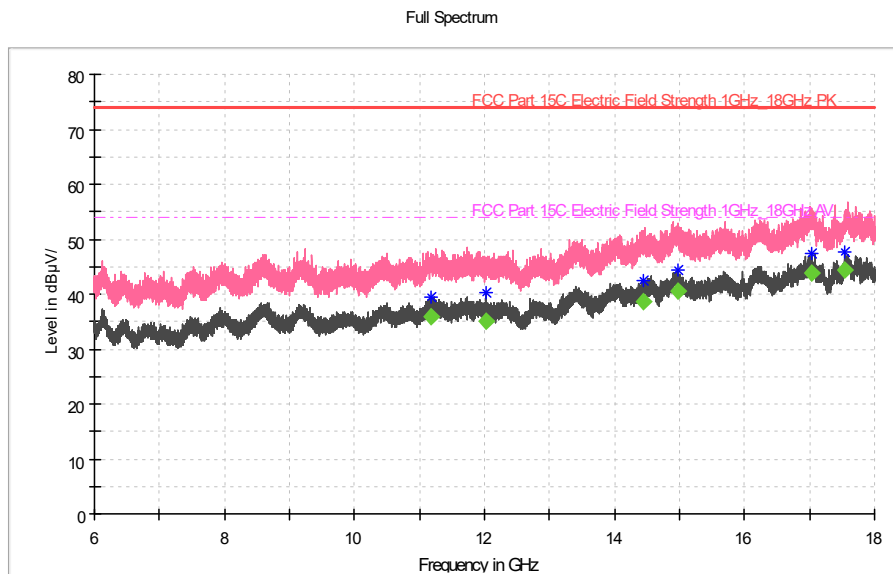
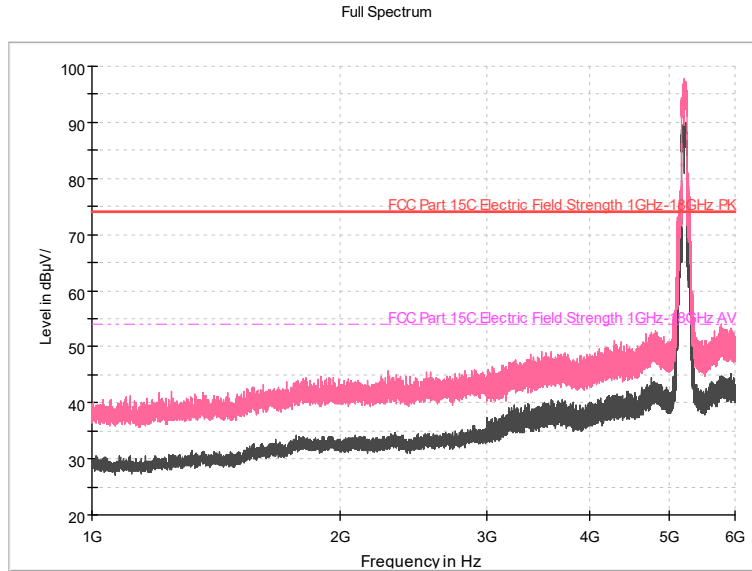
Frequency (MHz)	Reading MaxPeak (dBuV)	Reading Average (dBuV)	MaxPeak (dBuV/m)	Average (dBuV/m)	Limit (dBuV/m)	Margin (dB)	A <sub>Rpl</sub> (dB)	Polarity
11131.20	---	53.47	---	35.57	54.00	18.43	-17.90	Vertical
11645.20	---	52.69	---	35.79	54.00	18.21	-16.90	Vertical
14046.00	---	52.11	---	37.61	54.00	16.39	-14.50	Vertical
14918.80	---	53.93	---	40.03	54.00	13.97	-13.90	Vertical
16995.20	---	55.45	---	42.65	54.00	11.35	-12.80	Vertical
17711.60	---	55.54	---	44.04	54.00	9.96	-11.50	Vertical

● 802.11n (HT40)  
Spurious Radiated Emissions from 1GHz to 18GHz:  
CH Middle (No.46)



Frequency (MHz)	Reading MaxPeak (dBuV)	Reading Average (dBuV)	MaxPeak (dBuV/m)	Average (dBuV/m)	Limit (dBuV/m)	Margin (dB)	A <sub>Rpl</sub> (dB)	Polarity
9172.000	---	55.31	---	35.11	54.00	18.89	-20.20	Vertical
11712.800	---	53.42	---	36.42	54.00	17.58	-17.00	Vertical
14036.800	---	53.17	---	38.67	54.00	15.33	-14.50	Vertical
14890.400	---	53.60	---	39.70	54.00	14.30	-13.90	Vertical
16998.800	---	55.72	---	42.92	54.00	11.08	-12.80	Vertical
17609.200	---	56.02	---	44.22	54.00	9.78	-11.80	Vertical

● 802.11ac (VHT80)  
Spurious Radiated Emissions from 1GHz to 18GHz:  
CH Middle (No.42)

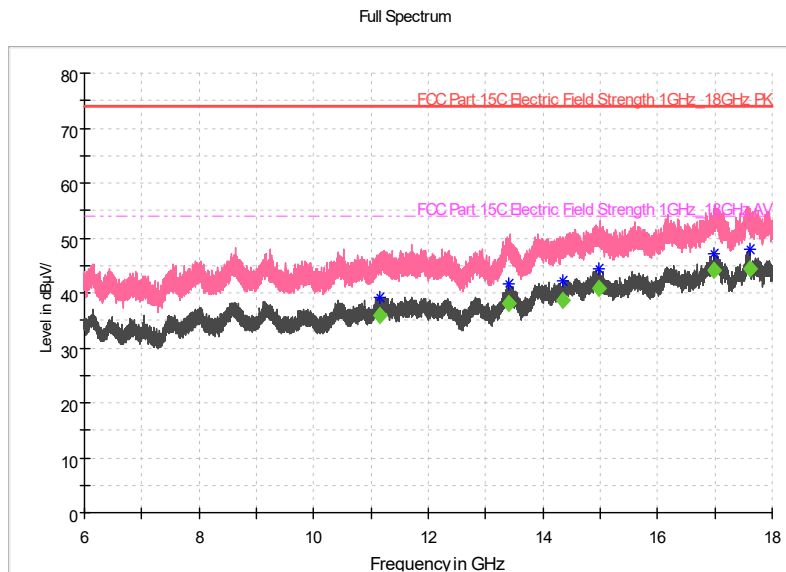
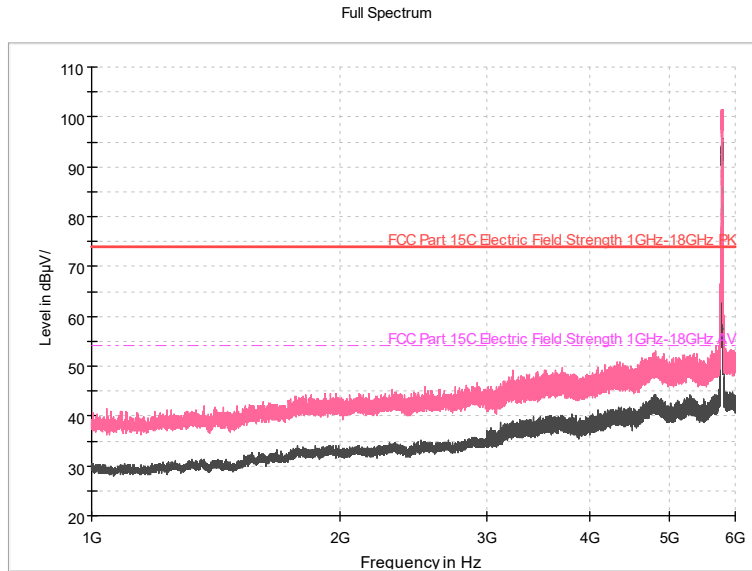


Frequency (MHz)	Reading MaxPeak (dBuV)	Reading Average (dBuV)	MaxPeak (dBuV/m)	Average (dBuV/m)	Limit (dBuV/m)	Margin (dB)	A <sub>RPI</sub> (dB)	Polarity
11180.40	---	53.60	---	35.90	54.00	18.10	-17.70	Vertical
12023.20	---	52.00	---	35.10	54.00	18.90	-16.90	Vertical
14433.20	---	52.67	---	38.57	54.00	15.43	-14.10	Vertical
14964.00	---	54.52	---	40.62	54.00	13.38	-13.90	Vertical
17032.80	---	56.39	---	43.79	54.00	10.21	-12.60	Vertical
17550.80	---	56.33	---	44.43	54.00	9.57	-11.90	Vertical

**[5725~5850]**

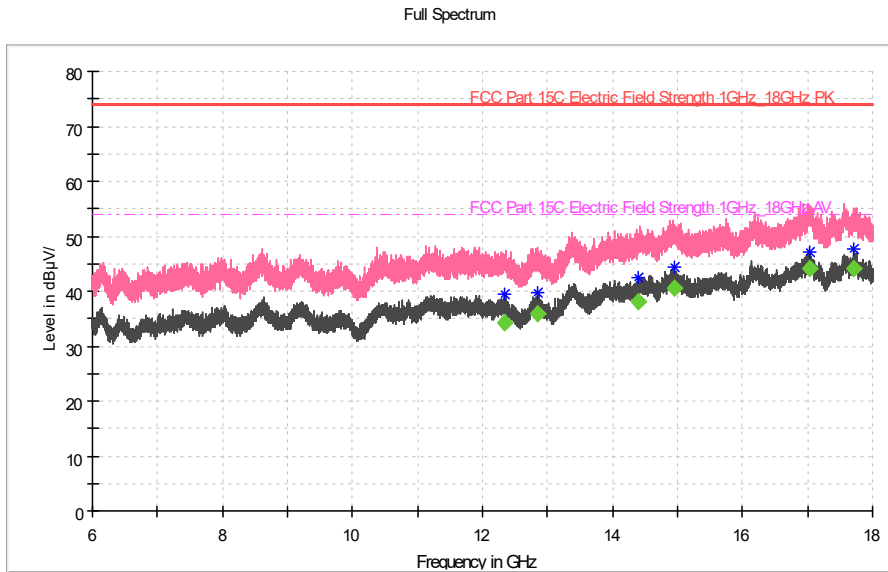
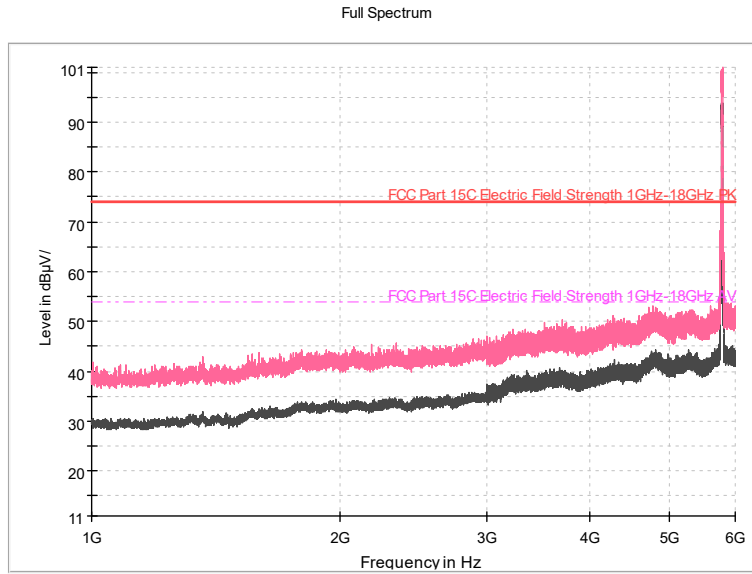
● **802.11a**

**Spurious Radiated Emissions from 1GHz to 18GHz:  
CH Middle (No.157)**



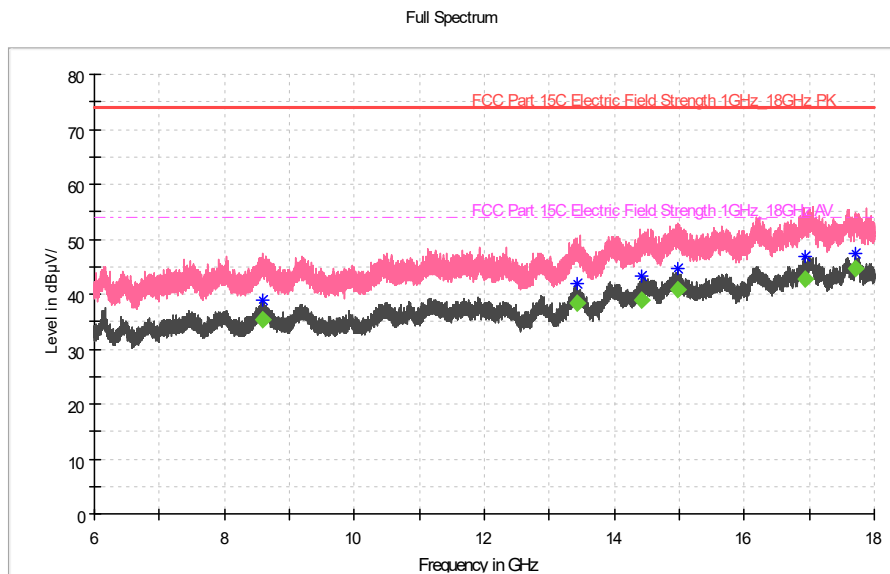
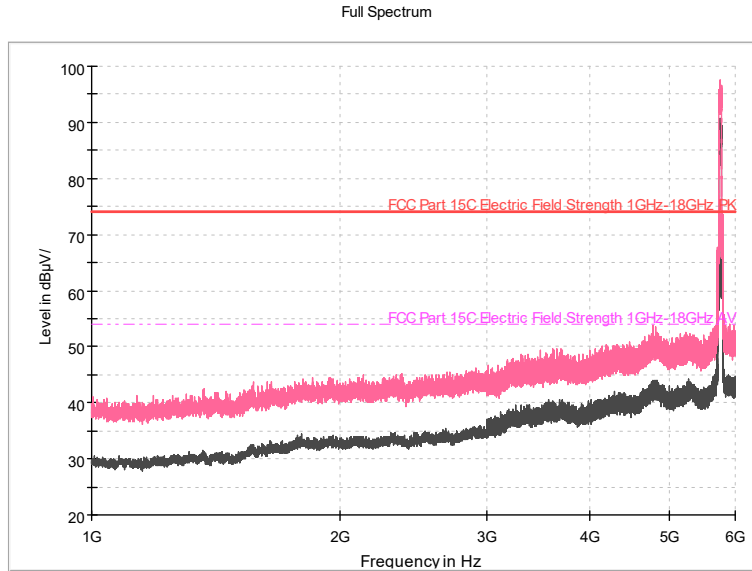
Frequency (MHz)	Reading MaxPeak (dBuV)	Reading Average (dBuV)	MaxPeak (dBuV/m)	Average (dBuV/m)	Limit (dBuV/m)	Margin (dB)	A <sub>Rpl</sub> (dB)	Polarity
11162.80	---	53.49	---	35.79	54.00	18.21	-17.70	Vertical
13401.20	---	53.20	---	38.00	54.00	16.00	-15.20	Vertical
14338.40	---	52.73	---	38.53	54.00	15.47	-14.20	Vertical
14972.40	---	54.63	---	40.73	54.00	13.27	-13.90	Vertical
16993.20	---	56.91	---	44.11	54.00	9.89	-12.80	Vertical
17606.40	---	56.19	---	44.39	54.00	9.61	-11.80	Vertical

● 802.11n (HT20)  
Spurious Radiated Emissions from 1GHz to 18GHz:  
CH Middle (No.157)



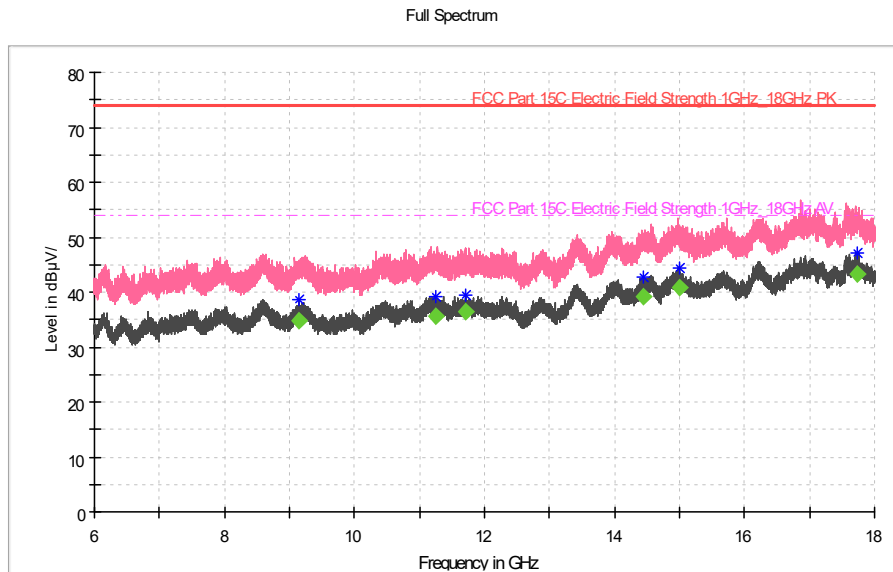
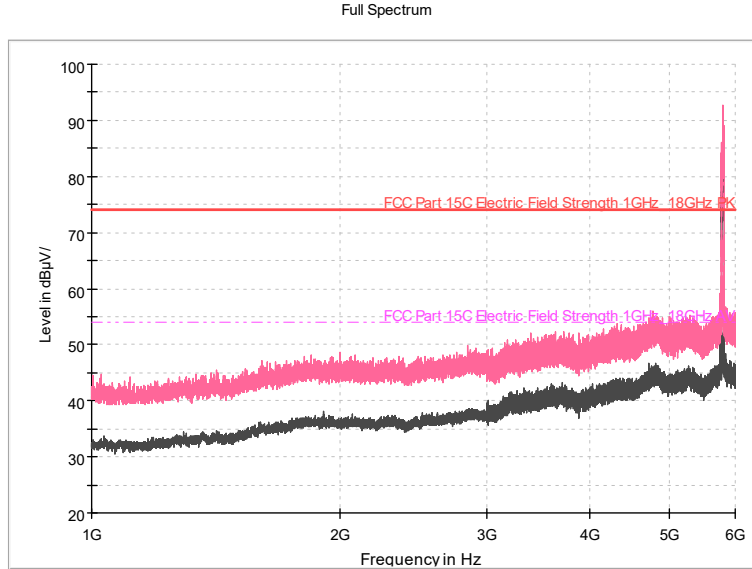
Frequency (MHz)	Reading MaxPeak (dBuV)	Reading Average (dBuV)	MaxPeak (dBuV/m)	Average (dBuV/m)	Limit (dBuV/m)	Margin (dB)	A <sub>RPI</sub> (dB)	Polarity
12329.20	---	51.66	---	34.16	54.00	19.84	-17.50	Vertical
12841.60	---	53.33	---	35.93	54.00	18.07	-17.40	Vertical
14386.00	---	52.24	---	38.14	54.00	15.86	-14.10	Vertical
14953.60	---	54.32	---	40.42	54.00	13.58	-13.90	Vertical
17036.00	---	56.70	---	44.10	54.00	9.90	-12.60	Vertical
17714.80	---	55.72	---	44.22	54.00	9.78	-11.50	Vertical

● 802.11n (HT40)  
Spurious Radiated Emissions from 1GHz to 18GHz:  
CH Middle (No.151)



Frequency (MHz)	Reading MaxPeak (dBuV)	Reading Average (dBuV)	MaxPeak (dBuV/m)	Average (dBuV/m)	Limit (dBuV/m)	Margin (dB)	A <sub>RPI</sub> (dB)	Polarity
8592.00	---	55.76	---	35.36	54.00	18.64	-20.40	Vertical
13438.40	---	53.65	---	38.45	54.00	15.55	-15.20	Vertical
14414.00	---	53.10	---	39.00	54.00	15.00	-14.10	Vertical
14972.40	---	54.83	---	40.93	54.00	13.07	-13.90	Vertical
16934.00	---	55.51	---	42.61	54.00	11.39	-12.90	Vertical
17709.20	---	56.29	---	44.79	54.00	9.21	-11.50	Vertical

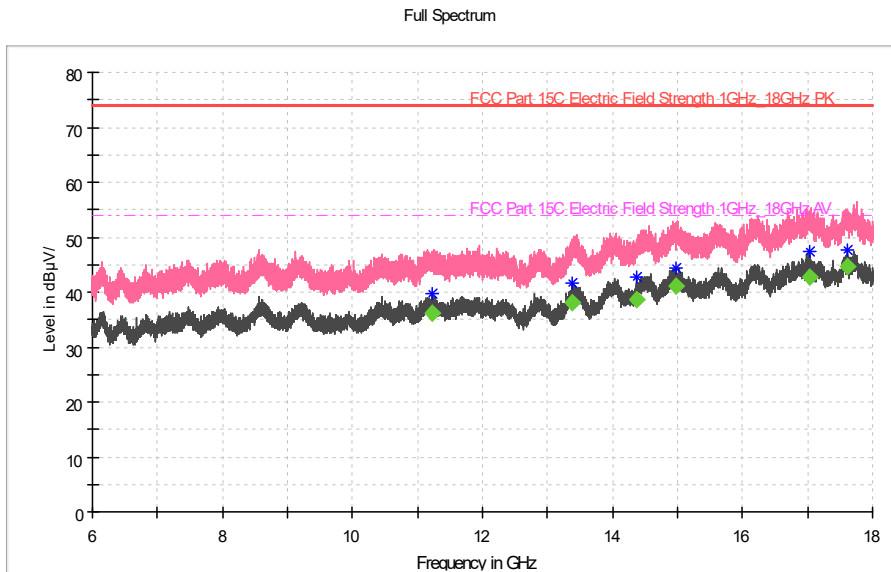
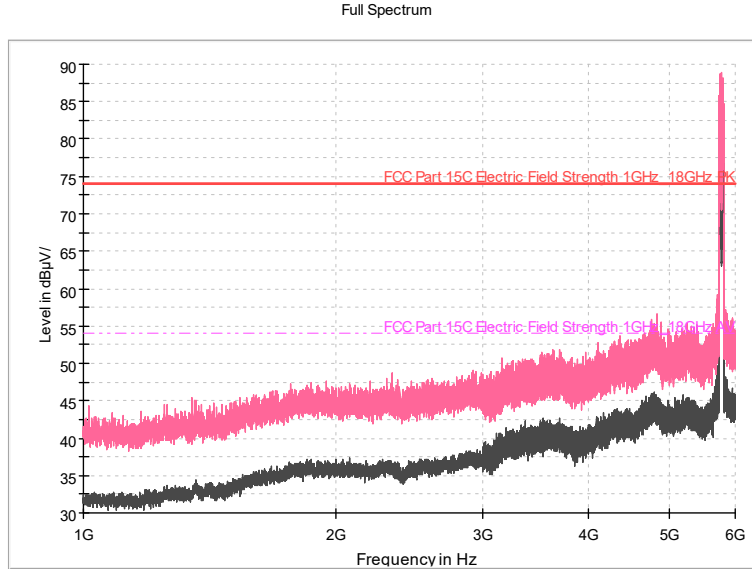
● 802.11n (HT40)  
Spurious Radiated Emissions from 1GHz to 18GHz:  
CH Middle (No.159)



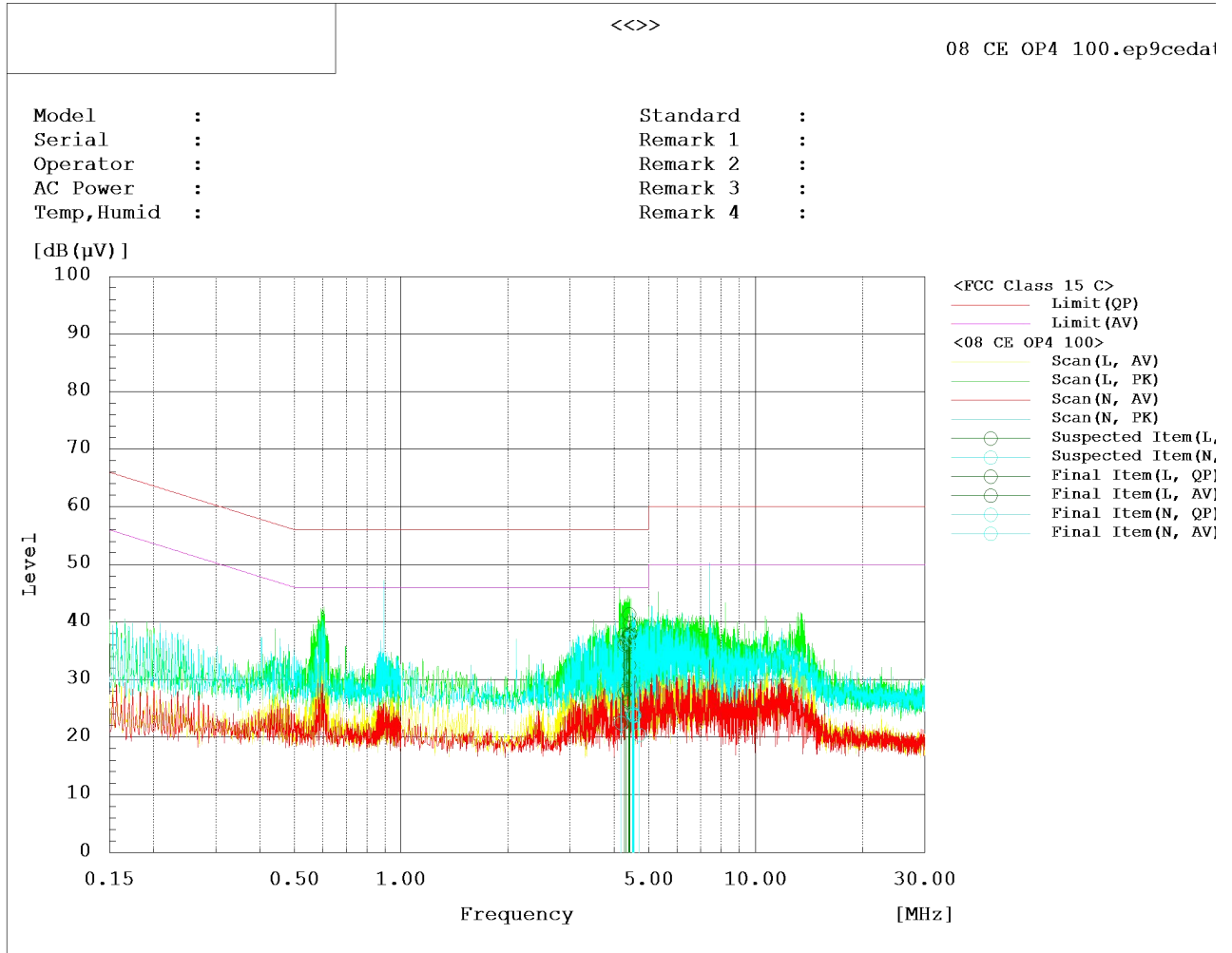
Frequency (MHz)	Reading MaxPeak (dBuV)	Reading Average (dBuV)	MaxPeak (dBuV/m)	Average (dBuV/m)	Limit (dBuV/m)	Margin (dB)	A <sub>Rpl</sub> (dB)	Polarity
9142.40	---	55.00	---	34.80	54.00	19.20	-20.20	Vertical
11259.60	---	53.25	---	35.75	54.00	18.25	-17.50	Vertical
11709.60	---	53.35	---	36.35	54.00	17.66	-17.00	Vertical
14440.00	---	53.19	---	39.09	54.00	14.91	-14.10	Vertical
14995.20	---	54.67	---	40.77	54.00	13.23	-13.90	Vertical
17724.00	---	54.67	---	43.17	54.00	10.83	-11.50	Vertical



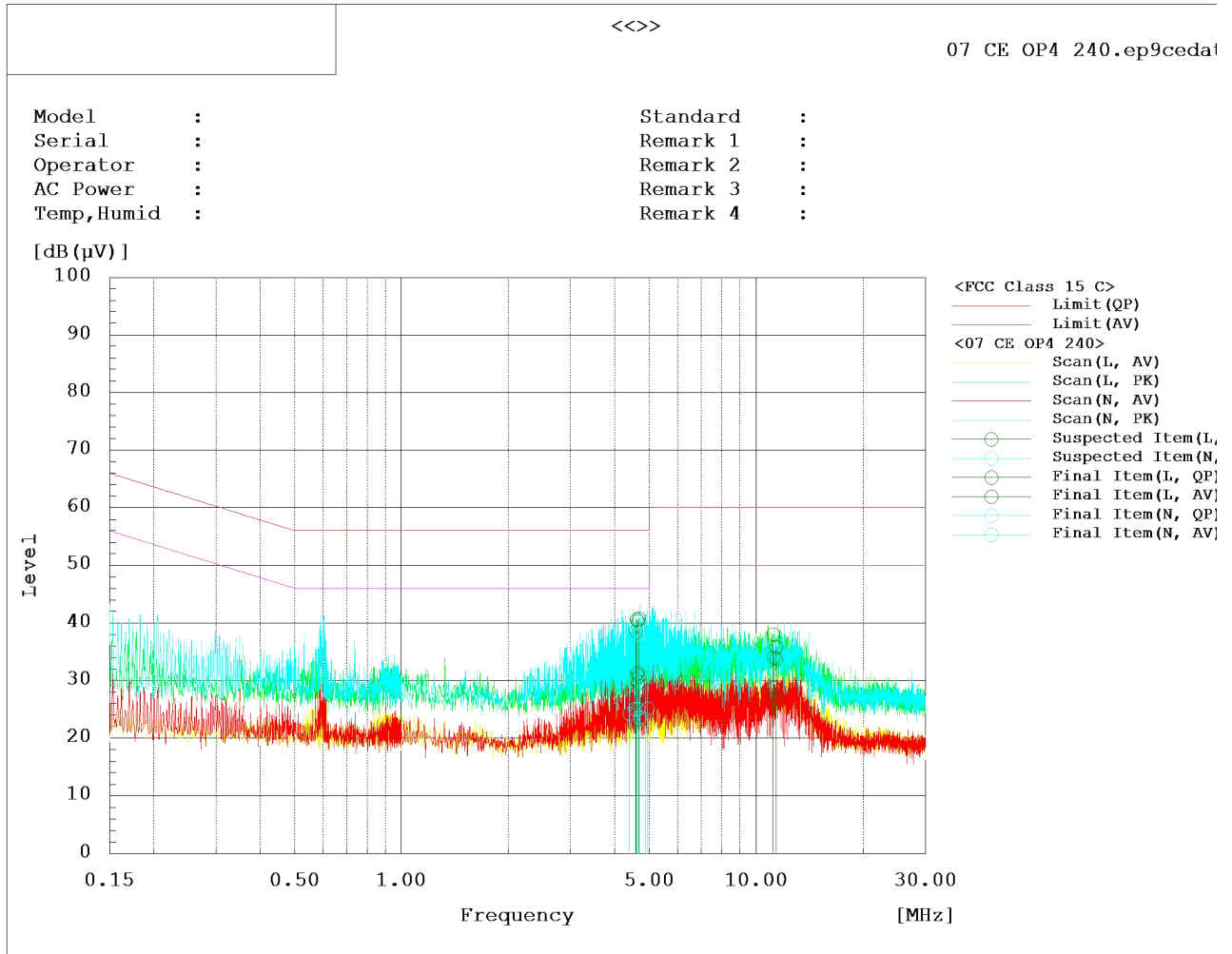
● 802.11ac (VHT80)  
Spurious Radiated Emissions from 1GHz to 18GHz:  
CH Middle (No.155)



Frequency (MHz)	Reading MaxPeak (dBuV)	Reading Average (dBuV)	MaxPeak (dBuV/m)	Average (dBuV/m)	Limit (dBuV/m)	Margin (dB)	A <sub>Rpl</sub> (dB)	Polarity
11227.60	---	53.80	---	36.30	54.00	17.70	-17.50	Vertical
13384.80	---	53.45	---	38.15	54.00	15.85	-15.30	Vertical
14379.20	---	52.67	---	38.57	54.00	15.43	-14.10	Vertical
14978.40	---	55.08	---	41.18	54.00	12.82	-13.90	Vertical
17028.80	---	55.45	---	42.75	54.00	11.25	-12.70	Vertical
17610.40	---	56.36	---	44.56	54.00	9.44	-11.80	Vertical



Range	Frequency MHz	Line	Reading			Factor	Level			Limit			Margin			Pass /Fail	Remark	
			dB(μV)				dB	dB(μV)			dB(μV)			dB				
			QP	AV	PK			QP	AV	PK	QP	AV	PK	QP	AV			PK
Band1	4.26	L	16.2	7.8		19.9	36.1	27.7			56	46	19.9	18.3	Pass			
Band1	4.32	L	16.4	8.4		19.9	36.3	28.3			56	46	19.7	17.7	Pass			
Band1	4.39	L	16.2	6.5		19.9	36.1	26.4			56	46	19.9	19.6	Pass			
Band1	4.38	L	15.9	6.3		19.9	35.8	26.2			56	46	20.2	19.8	Pass			
Band1	4.39	L	21.5	13		19.9	41.4	32.5			56	46	14.6	13.5	Pass			
Band1	4.42	L	19.9	10		19.9	39.8	30.1			56	46	16.2	15.9	Pass			
Band1	4.17	N	16.1	2.6		19.9	36	22.5			56	46	20	23.5	Pass			
Band1	4.49	N	17	4.3		19.9	36.9	24.2			56	46	19.1	21.8	Pass			
Band1	4.5	N	16.9	4		19.9	36.8	23.9			56	46	19.2	22.1	Pass			
Band1	4.53	N	17.1	3.9		19.9	37	23.8			56	46	19	22.2	Pass			
Band1	4.55	N	18	4		19.9	37.9	23.9			56	46	18.1	22.1	Pass			
Band1	4.69	N	15.6	0.5		19.9	35.5	20.4			56	46	20.5	25.6	Pass			



Range	Frequency MHz	Line	Reading			Factor	Level			Limit	Limit			Margin			Pass /Fail	Remark	
			dB(μV)				dB	dB(μV)			dB(μV)			dB					
			QP	AV	PK			QP	AV		PK	QP	AV	PK	QP	AV			PK
Band1	4.58	L	18.7	6.7		19.9	38.6	26.6		56	46		17.4	19.4		Pass			
Band1	4.61	L	20.7	11		19.9	40.6	31.2		56	46		15.4	14.8		Pass			
Band1	4.63	L	20.4	12		19.9	40.3	31.4		56	46		15.7	14.6		Pass			
Band1	4.67	L	20.8	11		19.9	40.7	30.8		56	46		15.3	15.2		Pass			
Band1	11.2	L	18.1	8.7		20	38.1	28.7		60	50		21.9	21.3		Pass			
Band1	11.4	L	15.8	6.8		20	35.8	26.8		60	50		24.2	23.2		Pass			
Band1	4.39	N	17.8	4.4		19.9	37.7	24.3		56	46		18.3	21.7		Pass			
Band1	4.55	N	18.8	5.2		19.9	38.7	25.1		56	46		17.3	20.9		Pass			
Band1	4.63	N	18.1	5.2		19.9	38	25.1		56	46		18	20.9		Pass			
Band1	4.69	N	18	3.8		19.9	37.9	23.7		56	46		18.1	22.3		Pass			
Band1	4.87	N	19.3	3.4		19.9	39.2	23.3		56	46		16.8	22.7		Pass			
Band1	4.94	N	18.9	5.3		19.9	38.8	25.2		56	46		17.2	20.8		Pass			

---The end of the test report---