

APPENDIX A4 – TEST DATA OF CONDUCTED EMISSION

LTE Band 7

1 RF Power Output

Modulation	Carrier frequency (MHz)	UL Channel	BW	RB Size	RB Offset	Conducted power (dBm)
QPSK	2502.5	20775	5	1	0	23.29
				1	12	23.26
				1	24	23.37
				12	0	22.38
				12	7	22.43
				12	13	22.49
	25	0		22.41		
	2535	21100		1	0	23.39
				1	12	23.29
				1	24	23.28
				12	0	22.40
				12	7	22.31
				12	13	22.32
	25	0		22.36		
	2567.5	21425		1	0	23.45
				1	12	23.40
				1	24	23.37
				12	0	22.50
12			7	22.47		
12			13	22.46		
25	0	22.37				
16QAM	2502.5	20775	1	0	22.42	
			1	12	22.44	
			1	24	22.42	
			12	0	21.40	
			12	7	21.47	
			12	13	21.46	
	25	0	21.57			
	2535	21100	1	0	21.81	
			1	12	21.64	
			1	24	21.80	
			12	0	21.36	
			12	7	21.43	
			12	13	21.39	
	25	0	21.54			
	2567.5	21425	1	0	22.39	
			1	12	22.39	
			1	24	22.43	
			12	0	21.39	
12			7	21.27		
12			13	21.28		

				25	0	21.38
--	--	--	--	----	---	-------

Modulation	Carrier frequency (MHz)	UL Channel	BW	RB Size	RB Offset	Conducted power (dBm)
64QAM	2502.5	20775	5	1	0	21.61
				1	12	21.65
				1	24	21.54
				12	0	21.54
				12	7	21.53
				12	13	21.52
				25	0	21.52
	2535	21100		1	0	21.53
				1	12	21.54
				1	24	21.53
				12	0	21.53
				12	7	21.54
				12	13	21.53
				25	0	21.53
	2567.5	21425		1	0	21.43
				1	12	21.48
				1	24	21.42
				12	0	21.37
				12	7	21.37
				12	13	21.37
				25	0	21.37

Modulation	Carrier frequency (MHz)	UL Channel	BW	RB Size	RB Offset	Conducted power (dBm)
QPSK	2535	21100	10	1	0	23.25
				1	25	23.22
				1	49	23.32
				25	0	22.37
				25	12	22.32
				25	25	22.31
	2565	21400		50	0	22.28
				1	0	23.37
				1	25	23.53
				1	49	23.26
				25	0	22.45
				25	12	22.38
				25	25	22.30
				50	0	22.41
16QAM	2505	20800	1	0	22.21	
			1	25	22.12	
			1	49	22.09	
			25	0	21.73	
			25	12	21.64	
			25	25	21.66	
	2535	21100	50	0	21.55	
			1	0	22.81	
			1	25	22.70	
			1	49	22.69	
			25	0	21.38	
			25	12	21.47	
	2565	21400	25	25	21.47	
			50	0	21.38	
			1	0	23.23	
			1	25	23.24	
			1	49	23.14	
			25	0	21.56	
25	12	21.54				
25	25	21.55				
50	0	21.57				

Modulation	Carrier frequency (MHz)	UL Channel	BW	RB Size	RB Offset	Conducted power (dBm)
64QAM	2505	20800	10	1	0	21.55
				1	25	21.55
				1	49	21.55
				25	0	21.54
				25	12	21.53
				25	25	21.57
				50	0	21.52
	2535	21100		1	0	21.38
				1	25	21.50
				1	49	21.50
				25	0	21.50
				25	12	21.51
				25	25	21.50
				50	0	21.51
	2565	21400		1	0	21.58
				1	25	21.57
				1	49	21.62
				25	0	21.58
				25	12	21.58
				25	25	21.58
				50	0	21.58

Modulation	Carrier frequency (MHz)	UL Channel	BW	RB Size	RB Offset	Conducted power (dBm)
QPSK	2507.5	20825	15	1	0	23.30
				1	37	23.21
				1	74	23.20
				36	0	22.38
				36	29	22.36
				36	30	22.35
	2535	21100		75	0	22.41
				1	0	23.26
				1	37	23.45
				1	74	23.43
				36	0	22.33
				36	29	22.42
	2562.5	21375		36	30	22.42
				75	0	22.20
				1	0	23.43
				1	37	23.46
				1	74	23.47
				36	0	22.49
16QAM	2507.5	20825	36	29	22.40	
			36	30	22.40	
			75	0	22.33	
			1	0	22.89	
			1	37	22.82	
			1	74	22.83	
	2535	21100	36	0	21.66	
			36	29	21.62	
			36	30	21.63	
			75	0	21.55	
			1	0	22.75	
			1	37	23.27	
	2562.5	21375	1	74	23.26	
			36	0	21.44	
			36	29	21.49	
			36	30	21.49	
			75	0	21.44	
			1	0	22.91	
			1	37	22.87	
			1	74	22.86	
			36	0	21.56	
			36	29	21.48	
			36	30	21.48	
			75	0	21.57	

Modulation	Carrier frequency (MHz)	UL Channel	BW	RB Size	RB Offset	Conducted power (dBm)
64QAM	2507.5	20825	15	1	0	21.55
				1	37	21.55
				1	74	21.55
				36	0	21.55
				36	29	21.55
				36	30	21.55
				75	0	21.54
	2535	21100		1	0	21.44
				1	37	21.44
				1	74	21.44
				36	0	21.49
				36	29	21.49
				36	30	21.49
				75	0	21.49
	2562.5	21375		1	0	21.58
				1	37	21.58
				1	74	21.57
				36	0	21.57
				36	29	21.57
				36	30	21.57
				75	0	21.57

Modulation	Carrier frequency (MHz)	UL Channel	BW	RB Size	RB Offset	Conducted power (dBm)
QPSK	2535	21100	20	1	0	23.56
				1	49	23.57
				1	99	23.68
				50	0	22.36
				50	24	22.37
				50	50	22.37
	2560	21350		100	0	22.35
				1	0	23.79
				1	49	23.75
				1	99	23.76
				50	0	22.42
				50	24	22.52
				50	50	22.52
				100	0	22.46
16QAM	2510	20850	1	0	23.09	
			1	49	22.98	
			1	99	23.09	
			50	0	21.57	
			50	24	21.50	
			50	50	21.35	
	2535	21100	100	0	21.53	
			1	0	22.17	
			1	49	22.32	
			1	99	22.32	
			50	0	21.48	
			50	24	21.50	
			50	50	21.62	
			100	0	21.45	
	2560	21350	1	0	22.83	
			1	49	22.65	
			1	99	22.65	
			50	0	21.52	
			50	24	21.48	
			50	50	21.49	
100	0	21.58				

Modulation	Carrier frequency (MHz)	UL Channel	BW	RB Size	RB Offset	Conducted power (dBm)
64QAM	2510	20850	20	1	0	21.52
				1	49	21.52
				1	99	21.51
				50	0	21.50
				50	24	21.50
				50	50	21.50
				100	0	21.50
	2535	21100		1	0	21.45
				1	49	21.47
				1	99	21.47
				50	0	21.47
				50	24	21.47
				50	50	21.47
				100	0	21.47
	2560	21350		1	0	21.58
				1	49	21.58
				1	99	21.59
				50	0	21.59
				50	24	21.58
				50	50	21.58
				100	0	21.58

2 Occupied Bandwidth

Band	Carrier frequency (MHz)	Channel	BW (MHz)	RB Size	RB Offset	Bandwidth of 99% Power (MHz)					
						QPSK		16-QAM		64-QAM	
7	2502.5	20775	5	25	0	4.450	Fig.1	4.472	Fig.2	4.472	Fig.3
	2535	21100		25	0	4.493	Fig.4	4.472	Fig.5	4.472	Fig.6
	2567.5	21425		25	0	4.450	Fig.7	4.472	Fig.8	4.472	Fig.9
	2505	20800	10	50	0	8.944	Fig.10	8.944	Fig.11	8.944	Fig.12
	2535	21100		50	0	8.944	Fig.13	8.944	Fig.14	8.944	Fig.15
	2565	21400		50	0	8.944	Fig.16	8.944	Fig.17	8.987	Fig.18
	2507.5	20825	15	75	0	13.480	Fig.19	13.415	Fig.20	13.415	Fig.21
	2535	21100		75	0	13.415	Fig.22	13.415	Fig.23	13.415	Fig.24
	2562.5	21375		75	0	13.415	Fig.25	13.415	Fig.26	13.480	Fig.27
	2510	20850	20	100	0	17.887	Fig.28	17.887	Fig.29	17.887	Fig.30
	2535	21100		100	0	17.887	Fig.31	17.887	Fig.32	17.887	Fig.33
	2560	21350		100	0	17.887	Fig.34	17.887	Fig.35	17.887	Fig.36

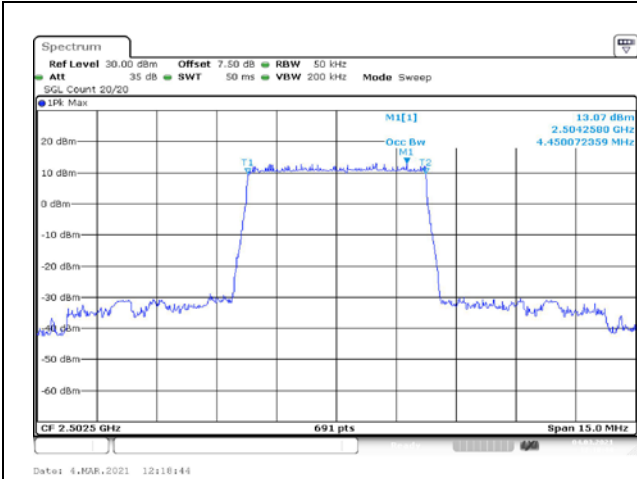


Fig.1

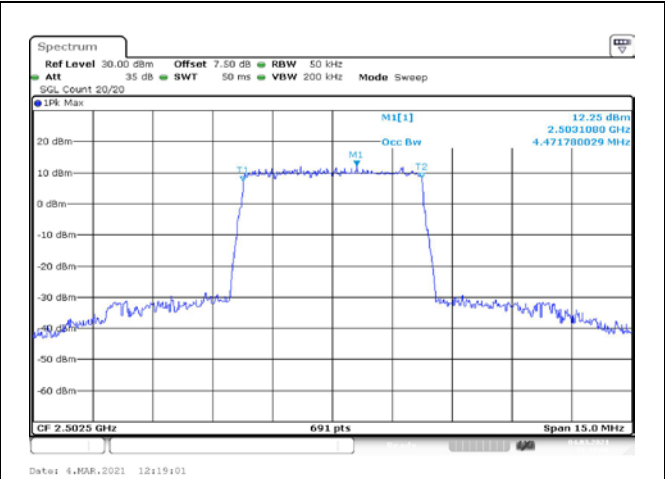


Fig.2

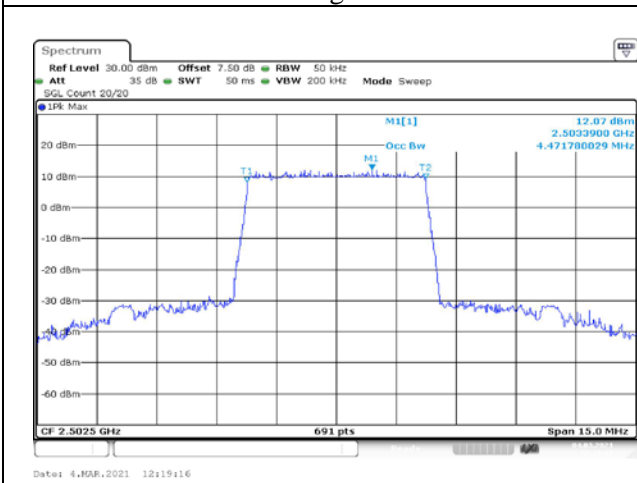


Fig.3

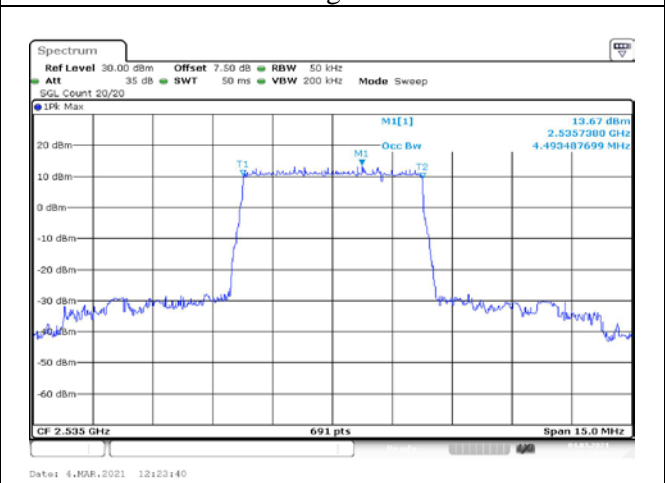


Fig.4

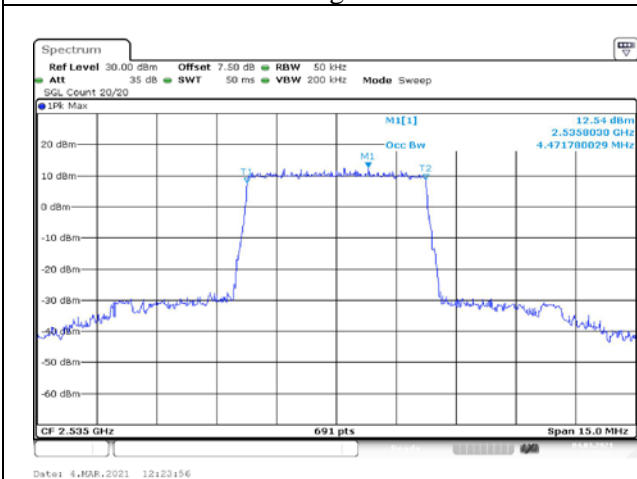


Fig.5

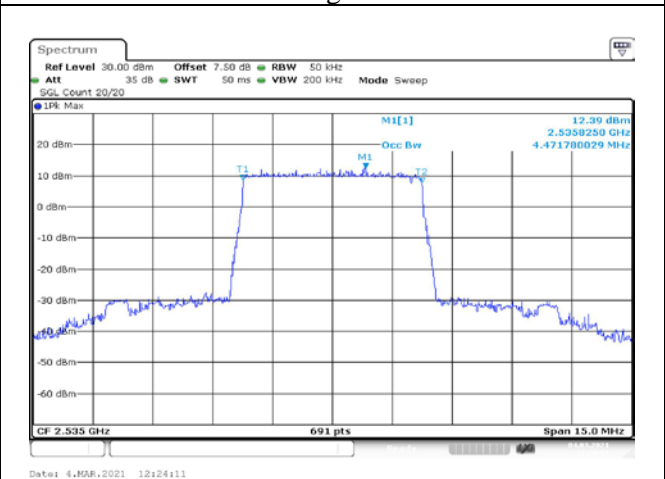
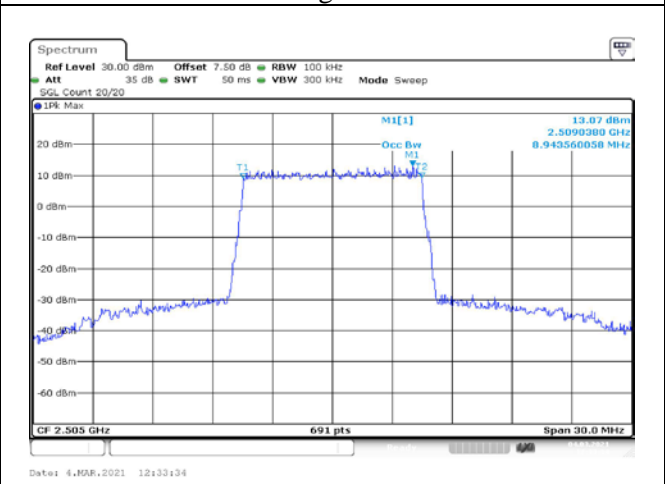
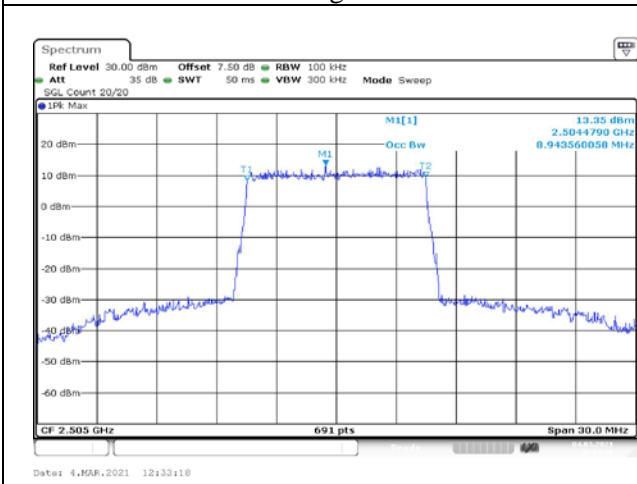
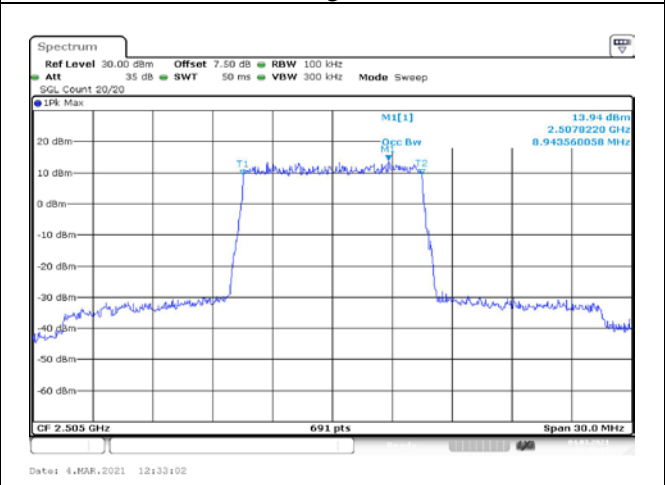
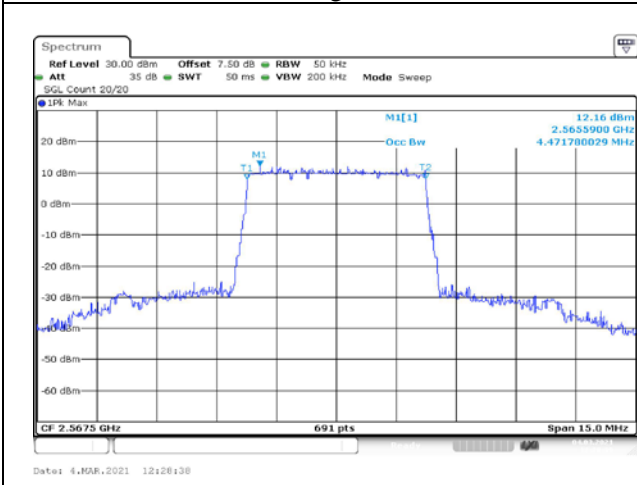
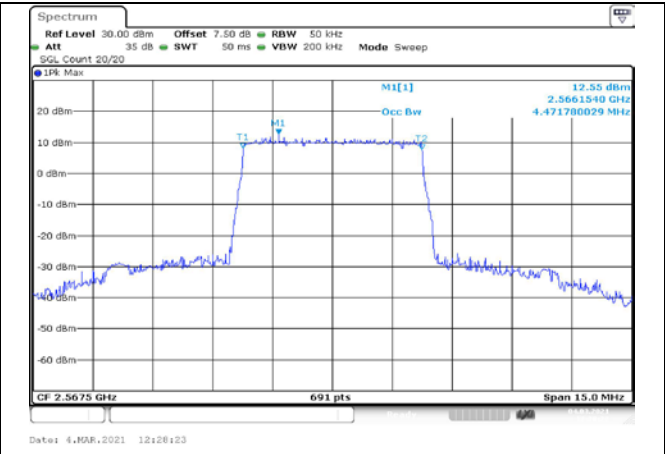
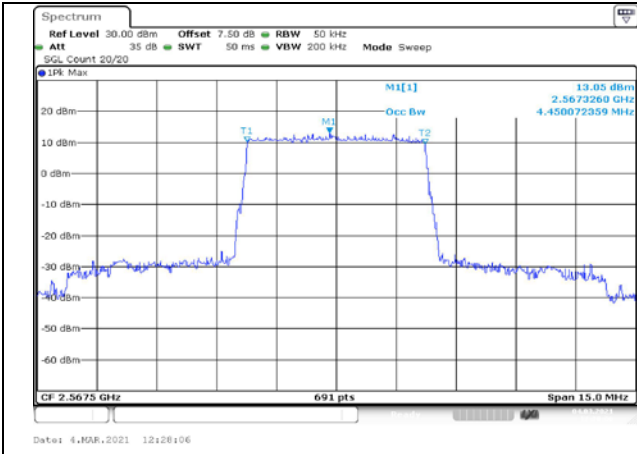


Fig.6



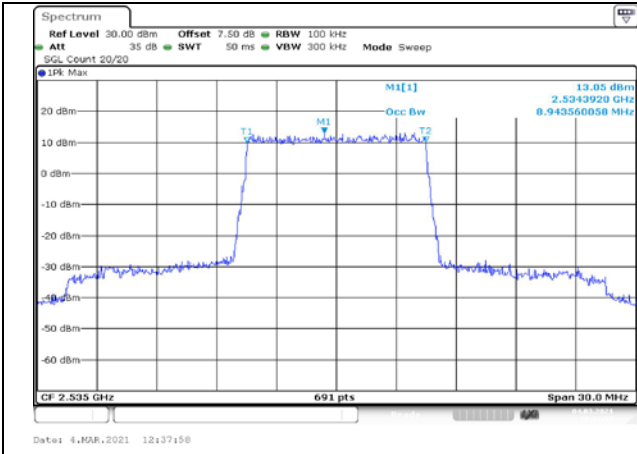


Fig.13

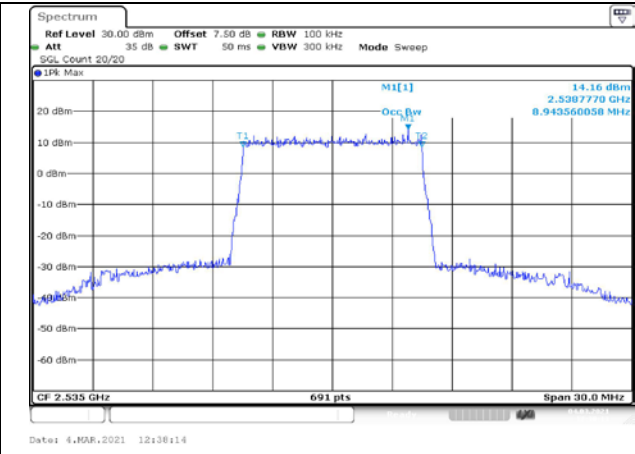


Fig.14

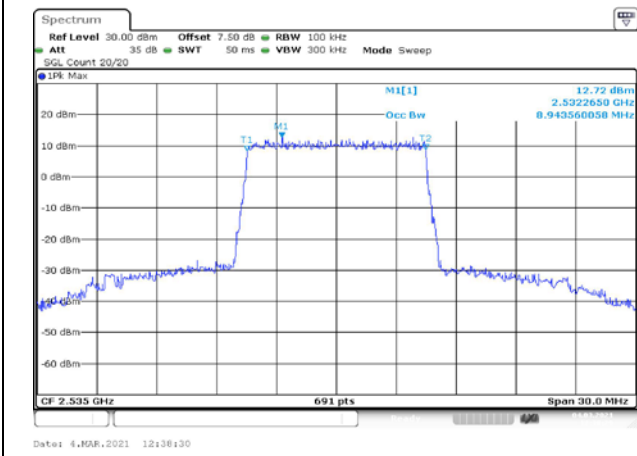


Fig.15

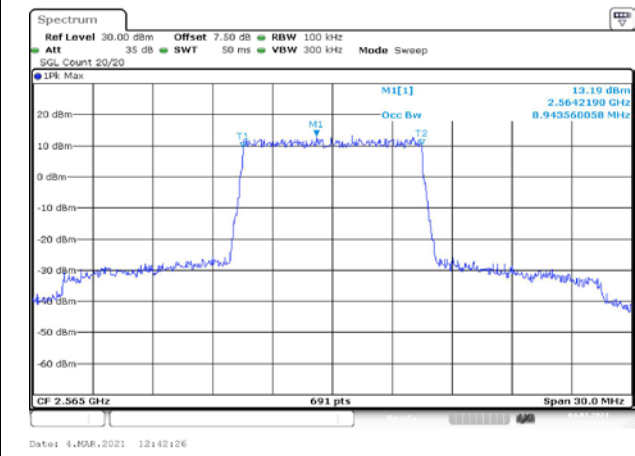


Fig.16

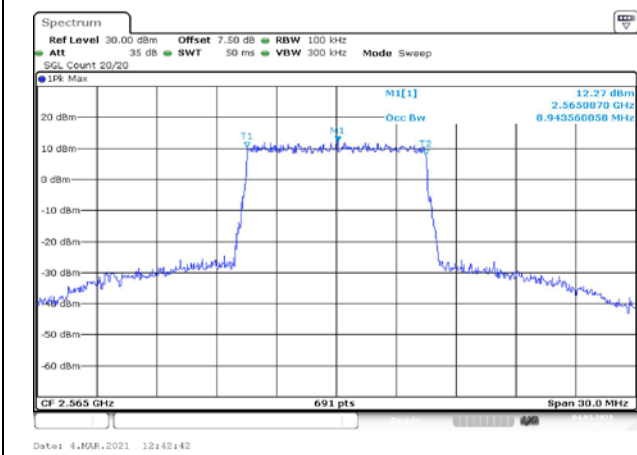


Fig.17

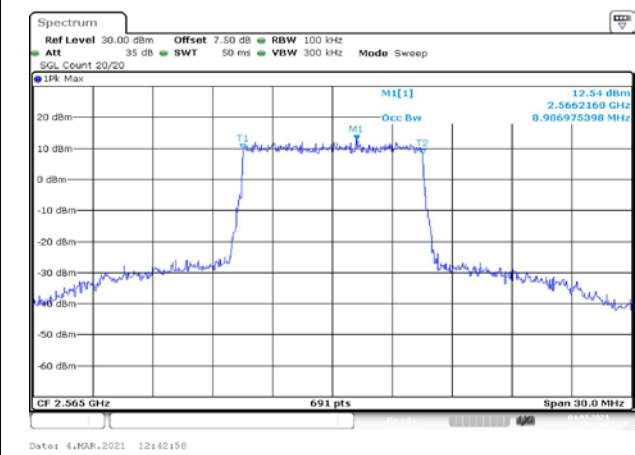


Fig.18

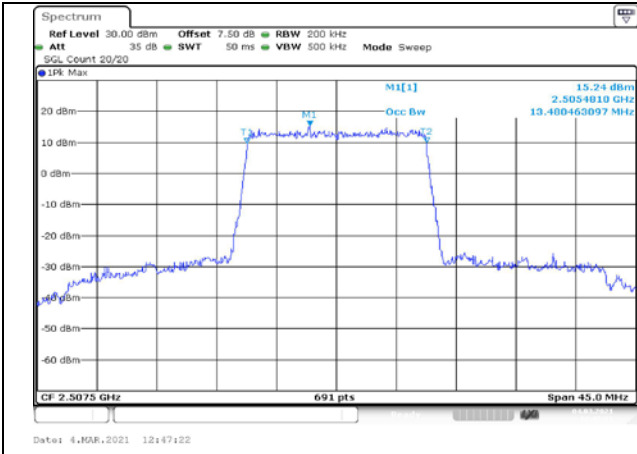


Fig.19

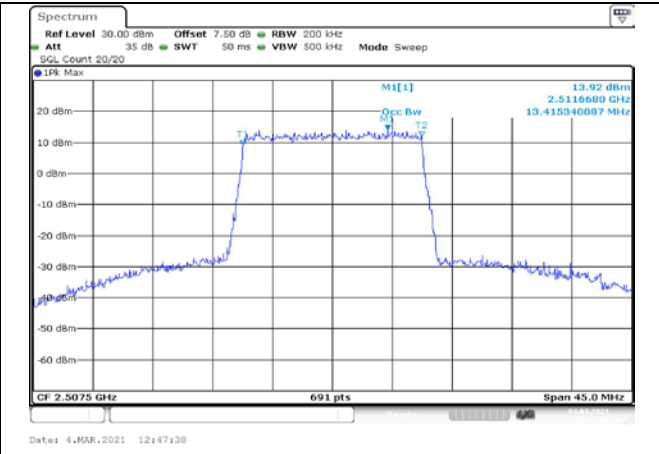


Fig.20

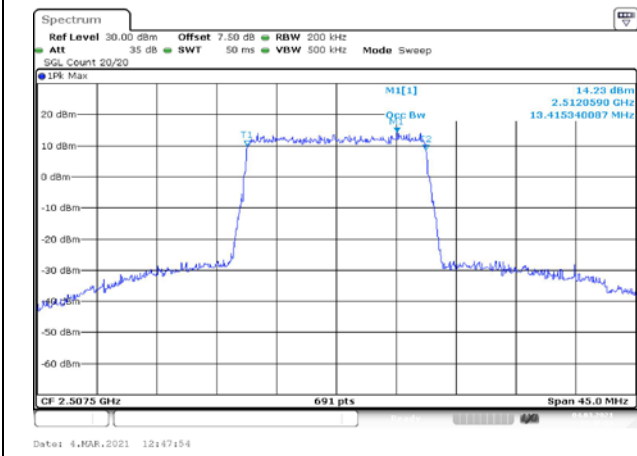


Fig.21

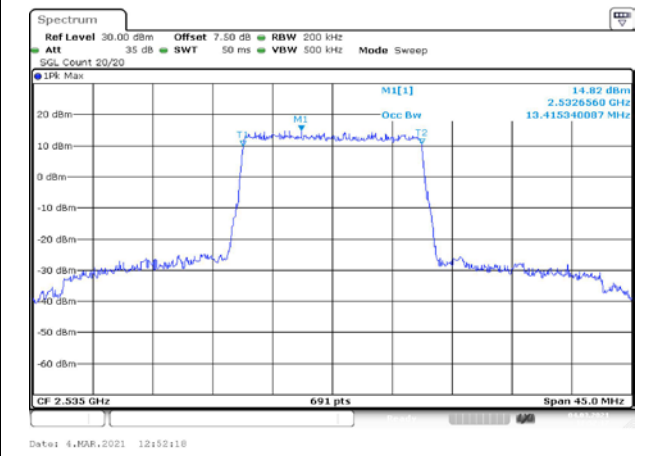


Fig.22

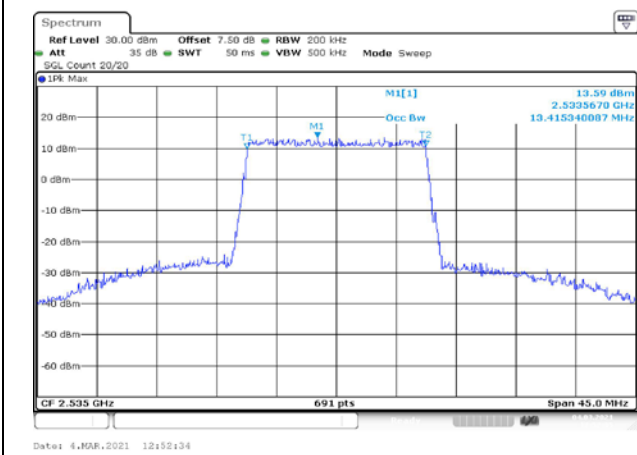


Fig.23

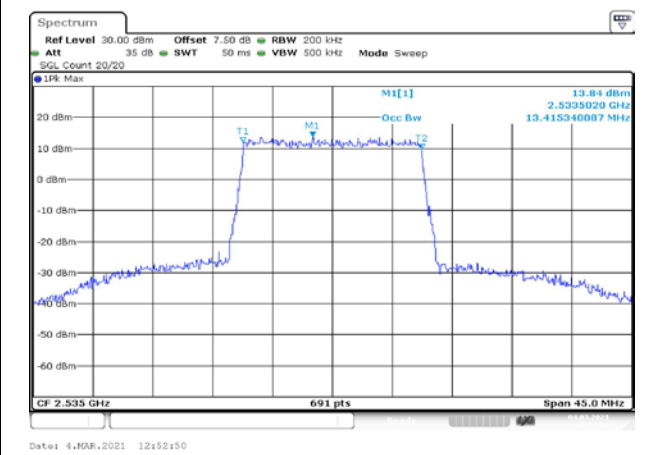


Fig.24

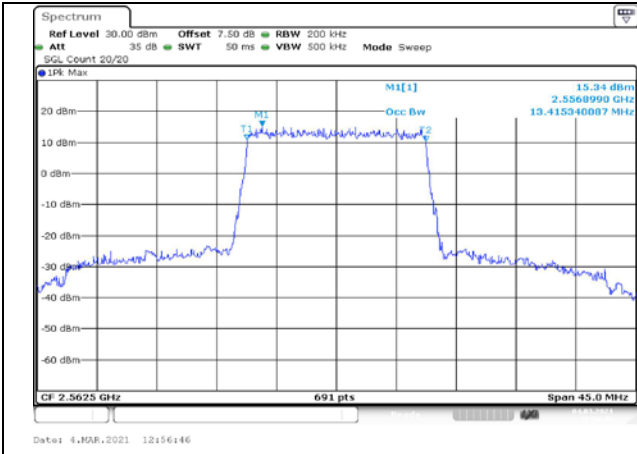


Fig.25

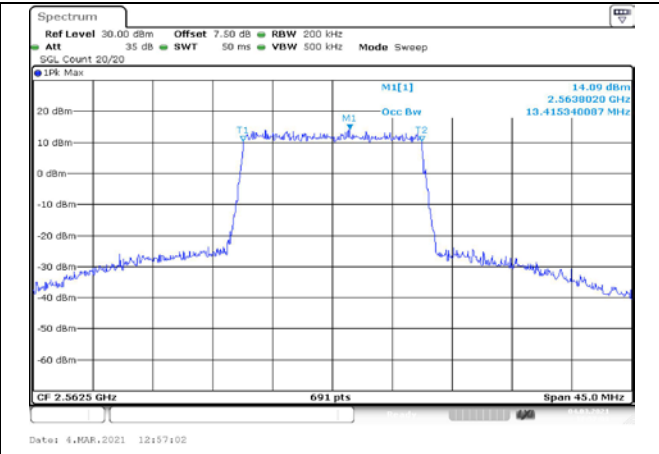


Fig.26

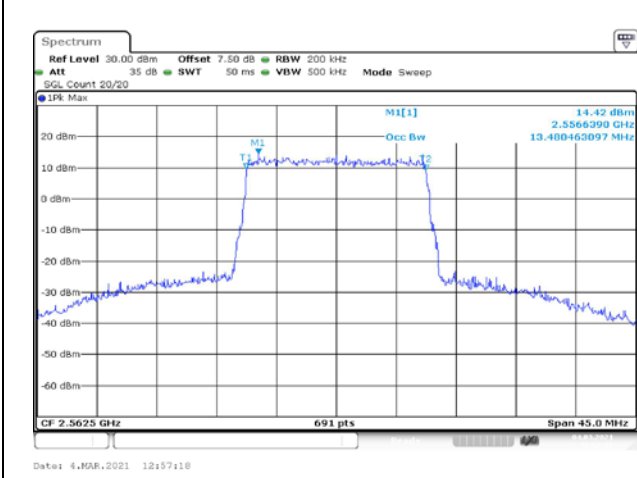


Fig.27

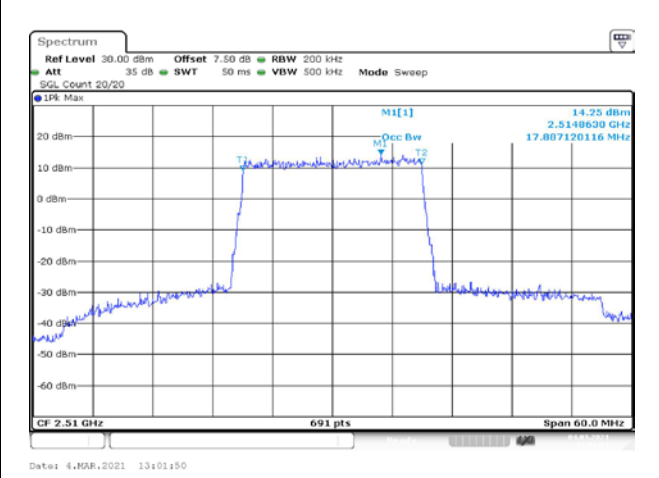


Fig.28

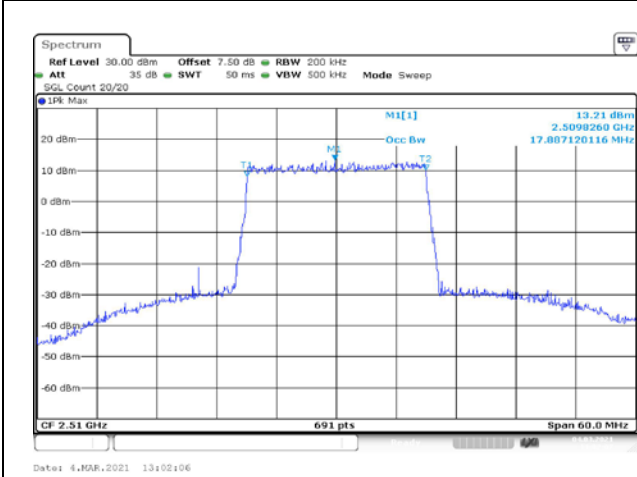


Fig.29

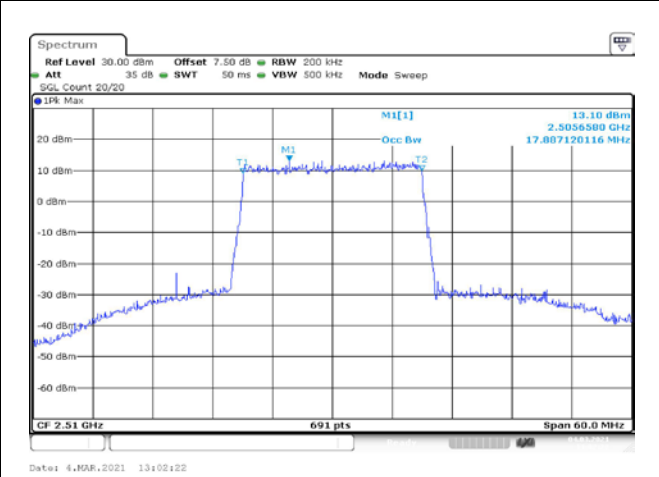


Fig.30

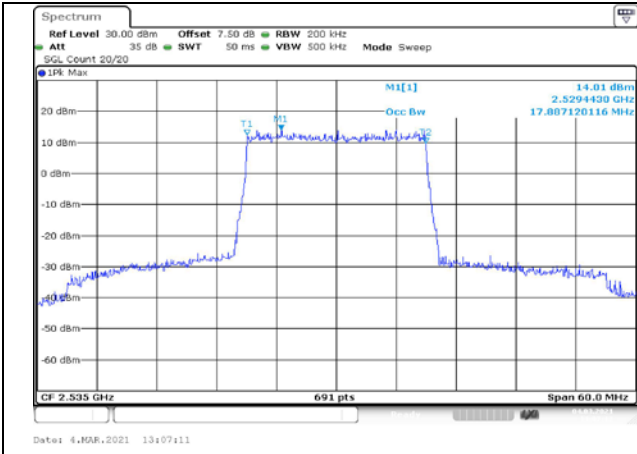


Fig.31

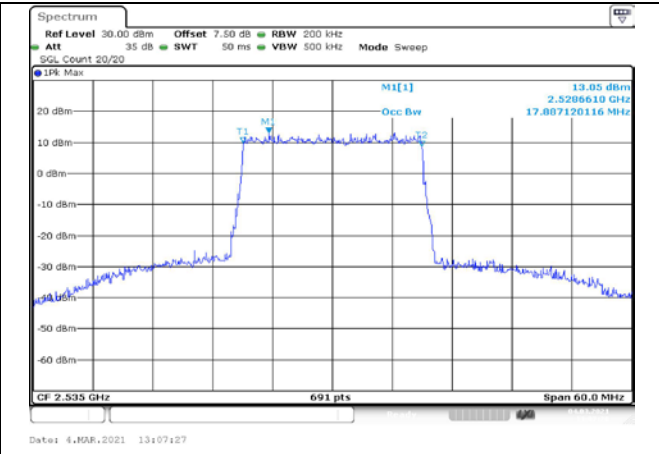


Fig.32

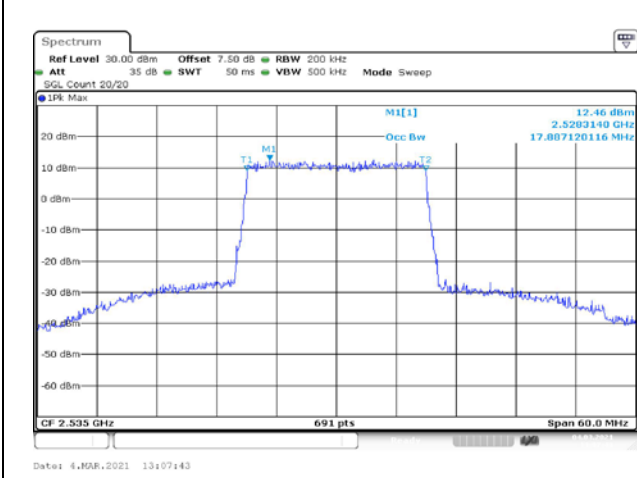


Fig.33

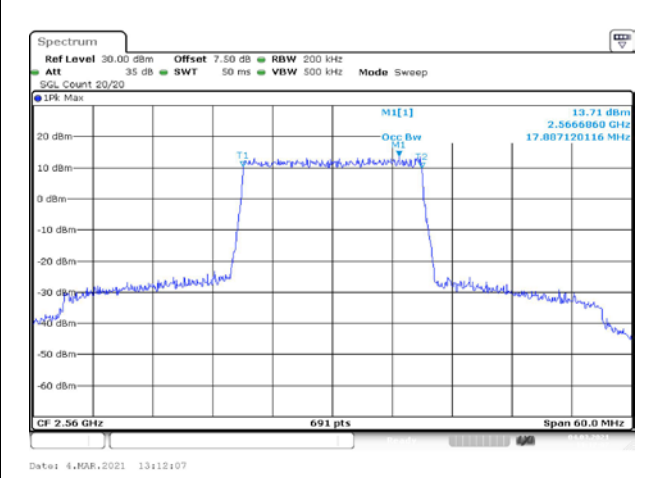


Fig.34

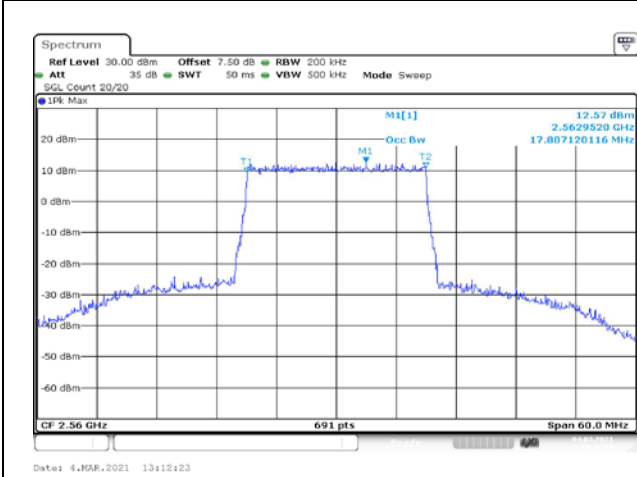


Fig.35

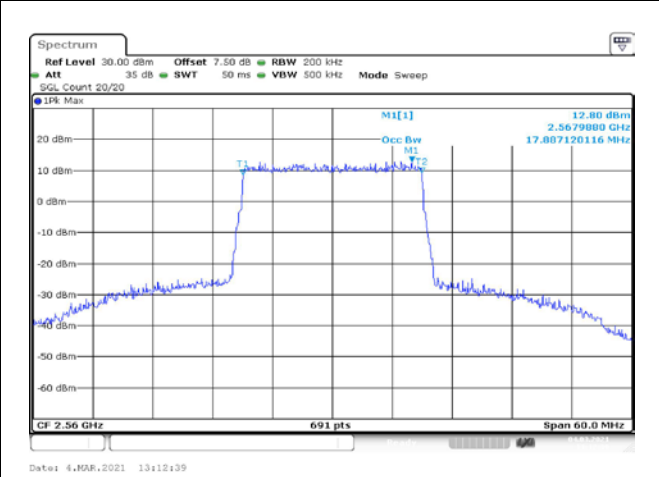


Fig.36

3 Emission Bandwidth

Band	Carrier frequency (MHz)	Channel	BW (MHz)	RB Size	RB Offset	Bandwidth of -26dB transmitter power (MHz)					
						QPSK		16-QAM		64-QAM	
7	2502.5	20775	5	25	0	4.884	Fig.1	4.884	Fig.2	4.884	Fig.3
	2535	21100		25	0	4.906	Fig.4	4.863	Fig.5	4.841	Fig.6
	2567.5	21425		25	0	4.841	Fig.7	4.884	Fig.8	4.863	Fig.9
	2505	20800	10	50	0	9.682	Fig.10	9.682	Fig.11	9.682	Fig.12
	2535	21100		50	0	9.682	Fig.13	9.725	Fig.14	9.768	Fig.15
	2565	21400		50	0	9.725	Fig.16	9.682	Fig.17	9.768	Fig.18
	2507.5	20825	15	75	0	14.783	Fig.19	14.783	Fig.20	14.783	Fig.21
	2535	21100		75	0	14.718	Fig.22	14.848	Fig.23	14.718	Fig.24
	2562.5	21375		75	0	14.978	Fig.25	14.653	Fig.26	14.653	Fig.27
	2510	20850	20	100	0	19.363	Fig.28	19.190	Fig.29	19.190	Fig.30
	2535	21100		100	0	19.276	Fig.31	19.363	Fig.32	19.450	Fig.33
	2560	21350		100	0	19.276	Fig.34	19.450	Fig.35	19.450	Fig.36

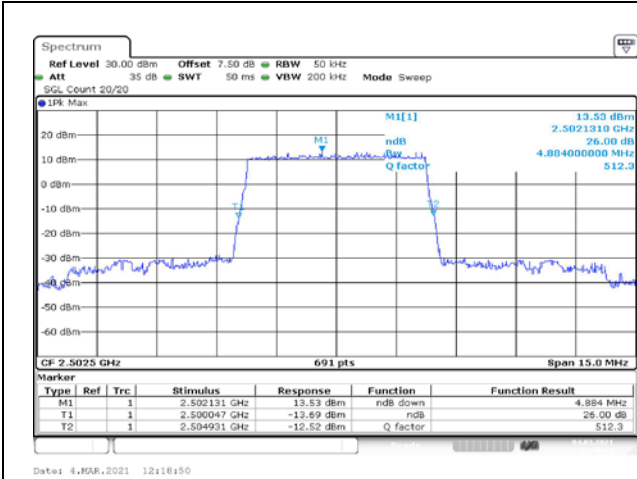


Fig.1

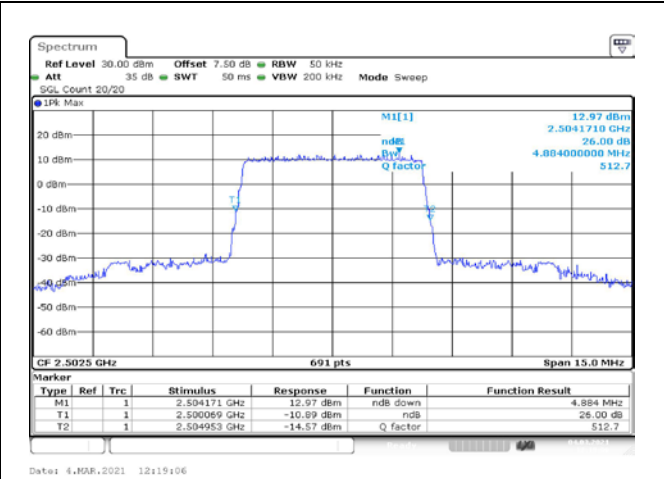


Fig.2

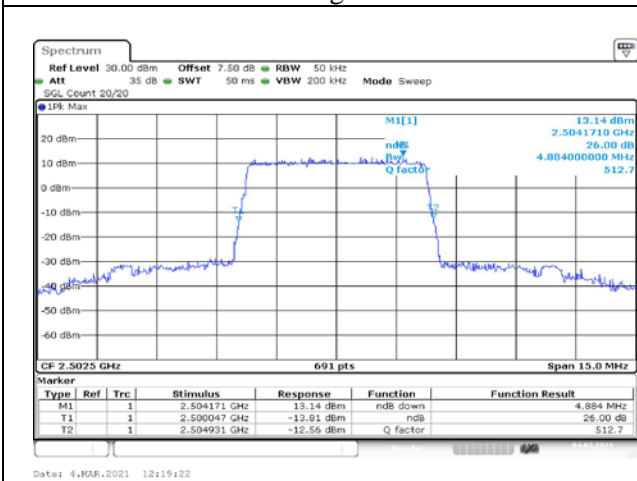


Fig.3

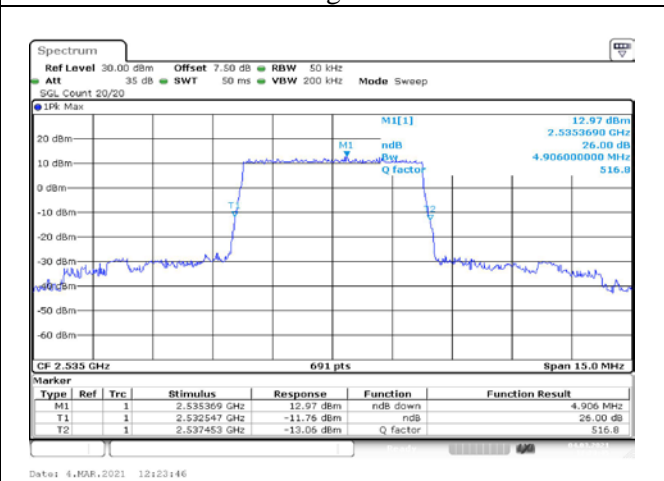


Fig.4

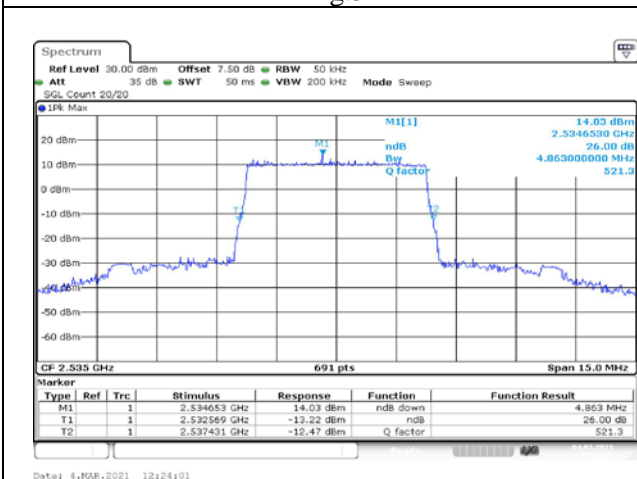


Fig.5

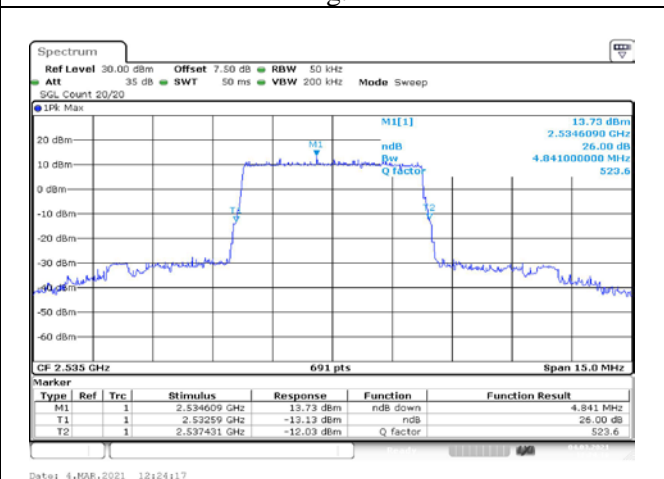


Fig.6

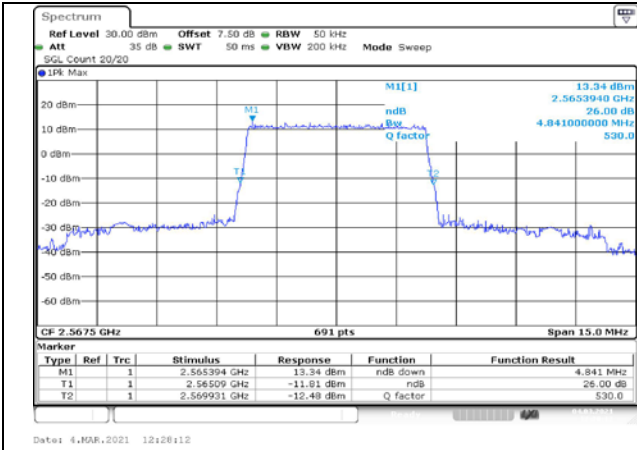


Fig.7

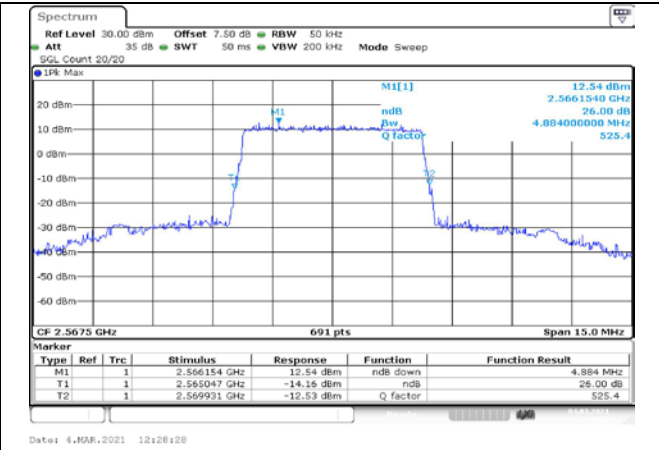


Fig.8

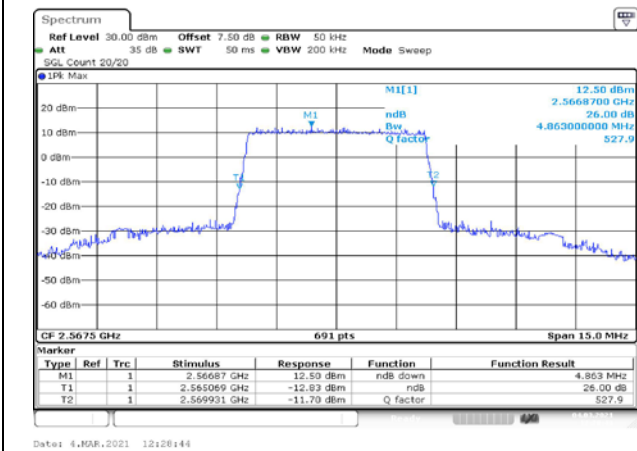


Fig.9

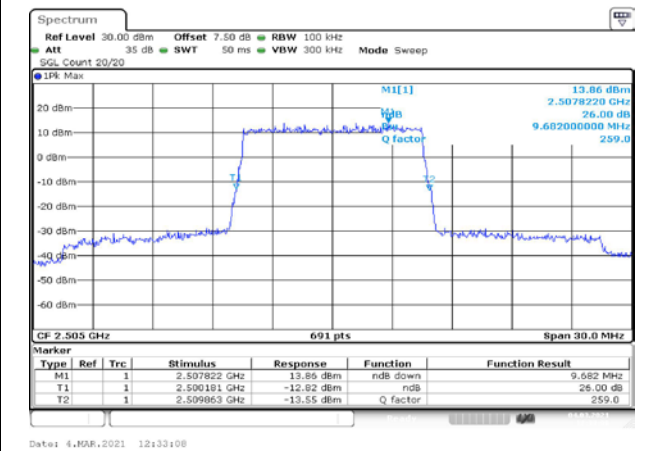


Fig.10

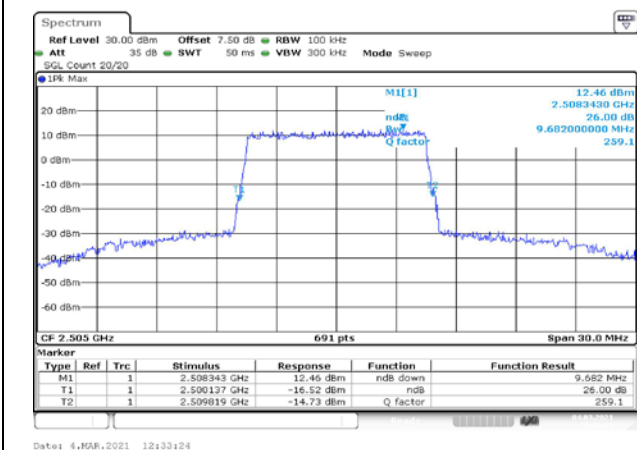


Fig.11

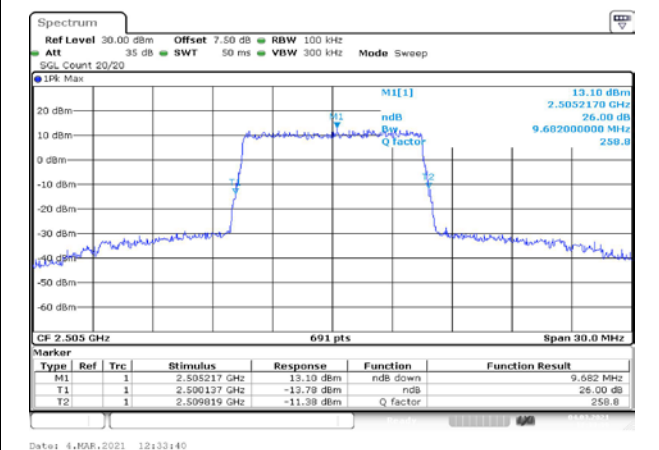


Fig.12

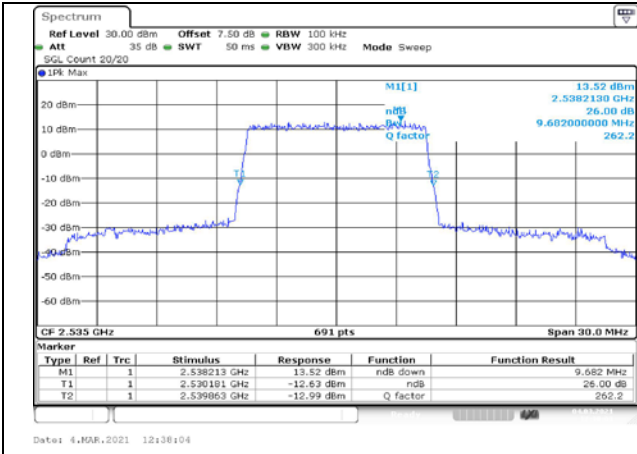


Fig.13

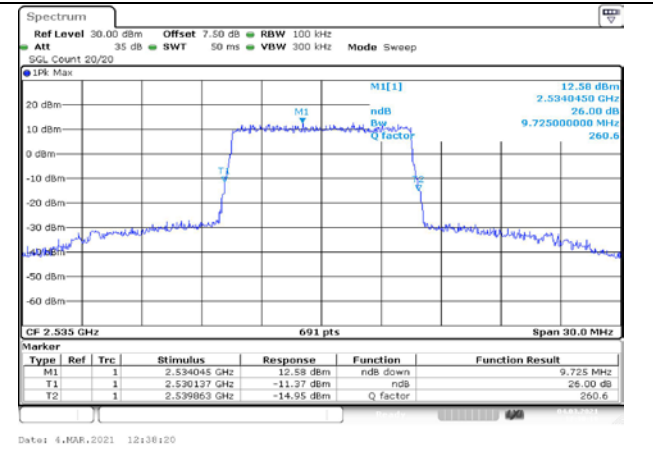


Fig.14

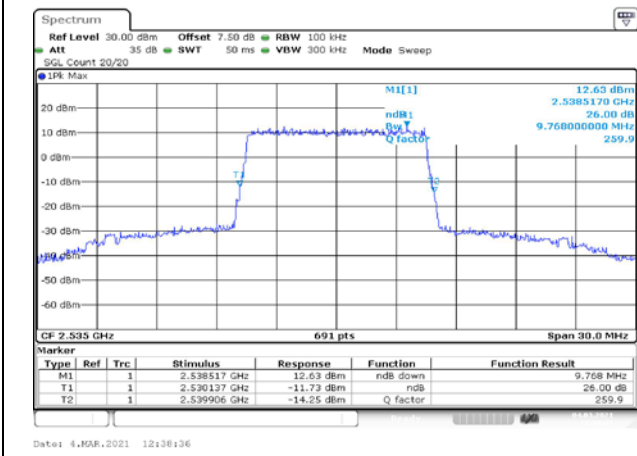


Fig.15

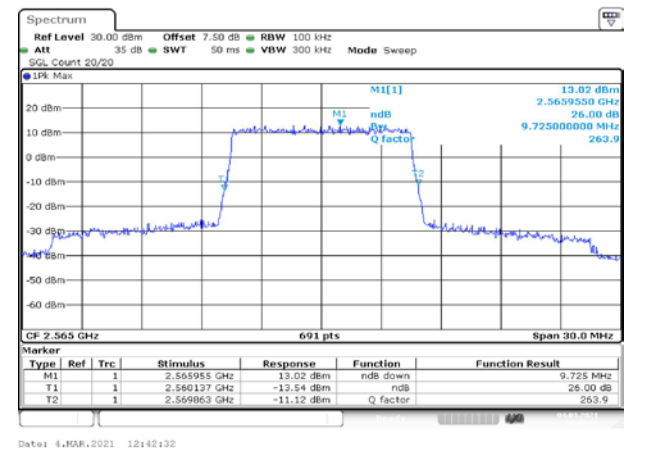


Fig.16

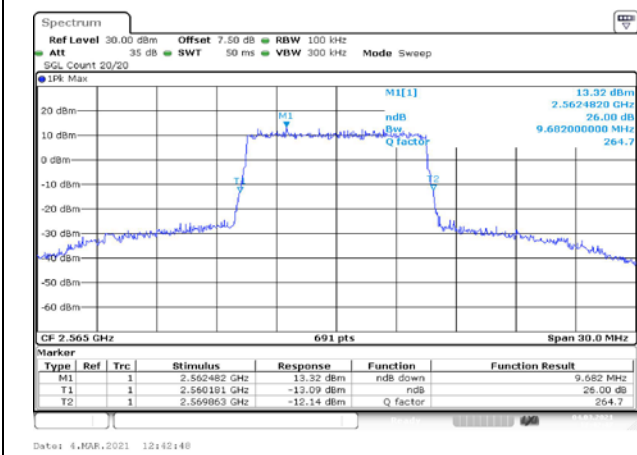


Fig.17

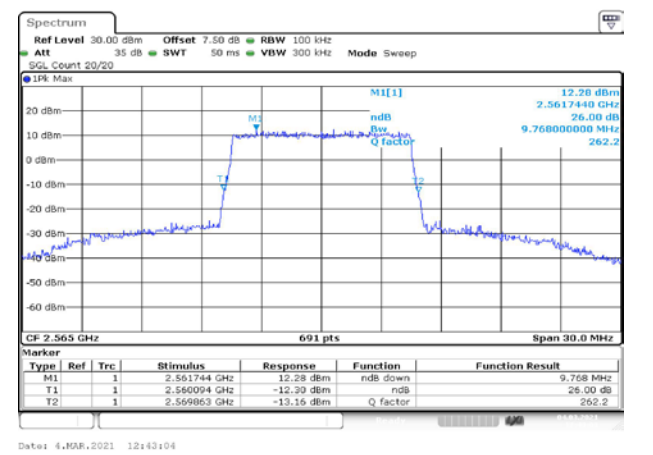


Fig.18

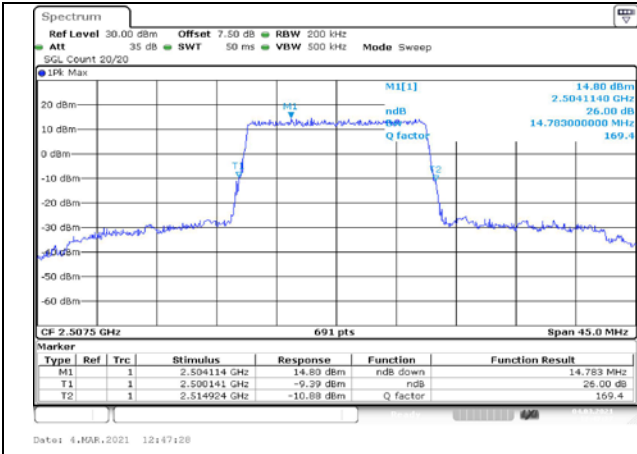


Fig.19

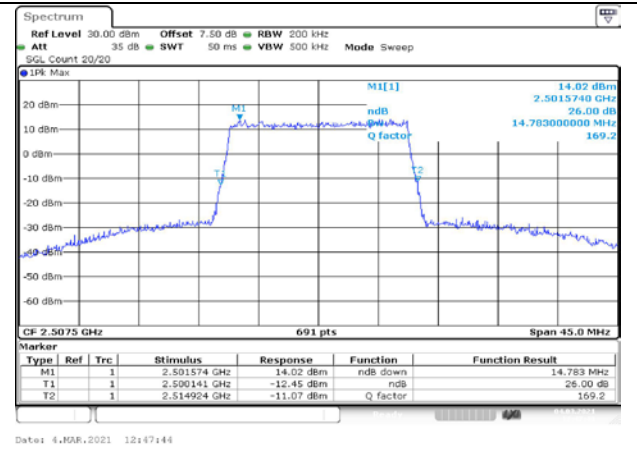


Fig.20

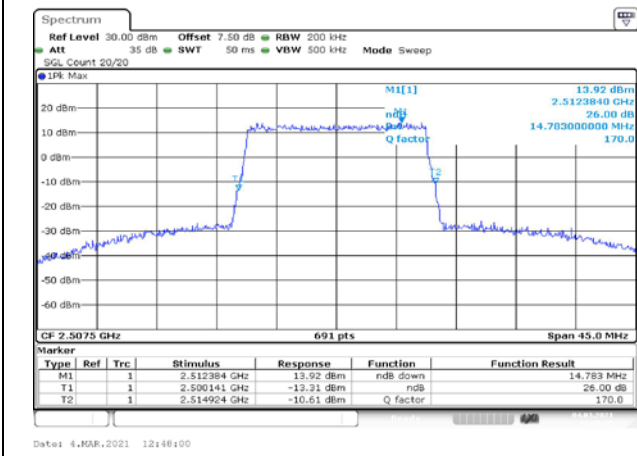


Fig.21

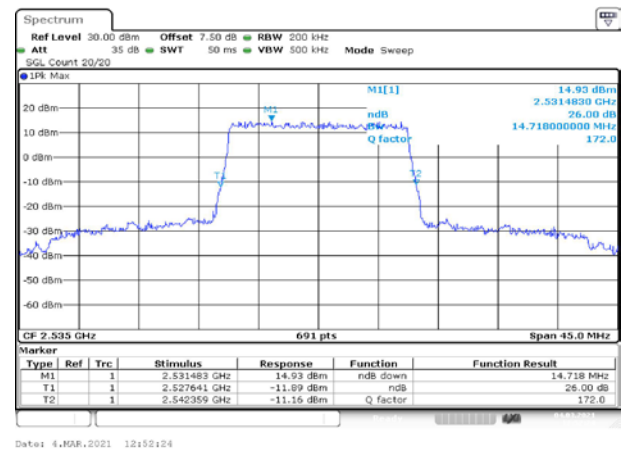


Fig.22

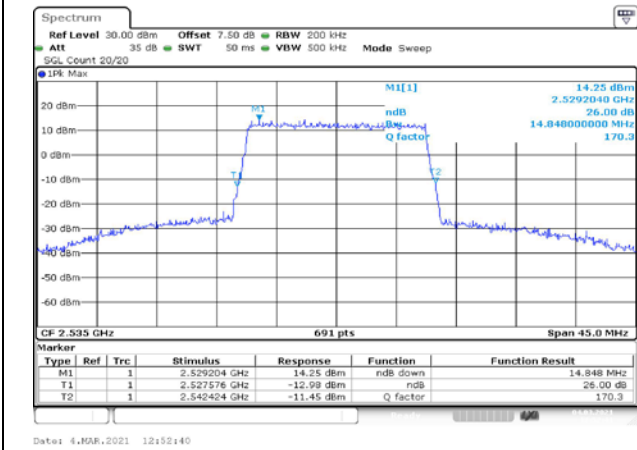


Fig.23

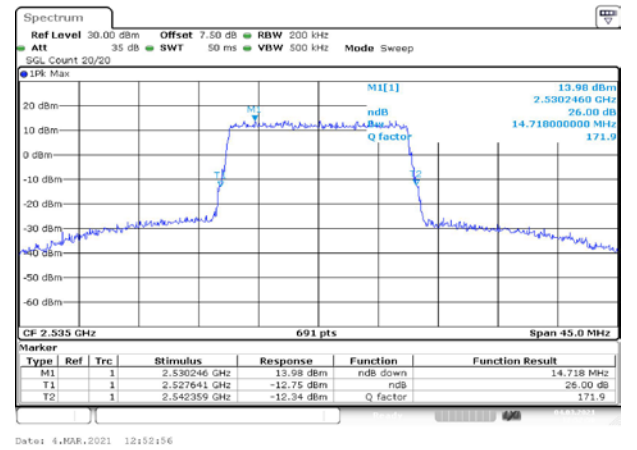


Fig.24

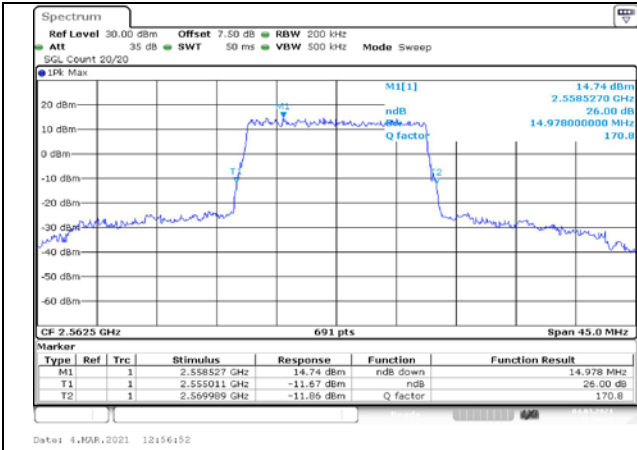


Fig.25

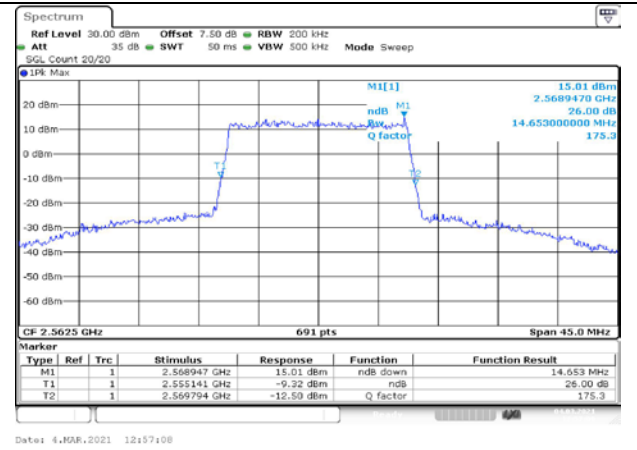


Fig.26

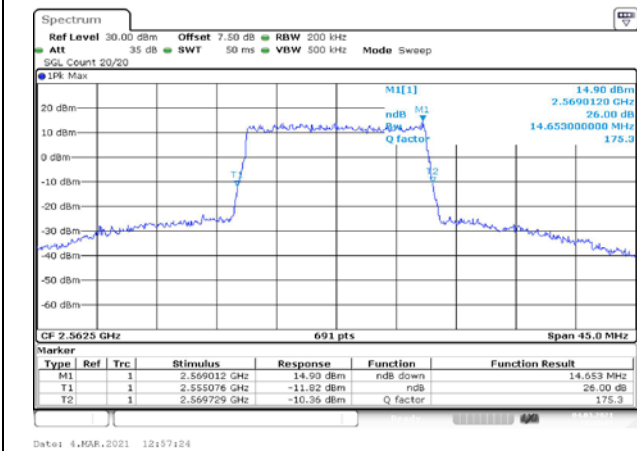


Fig.27

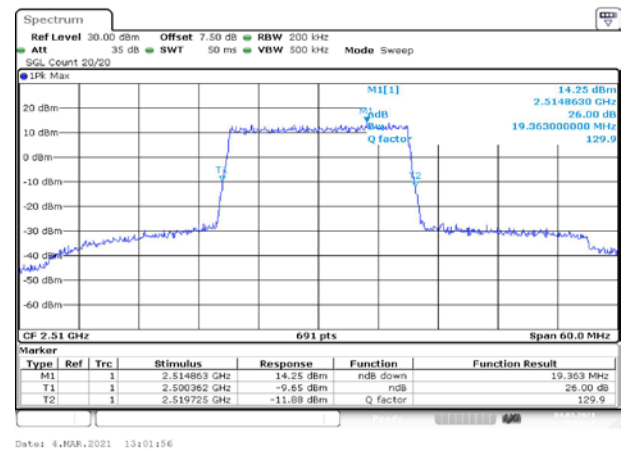


Fig.28

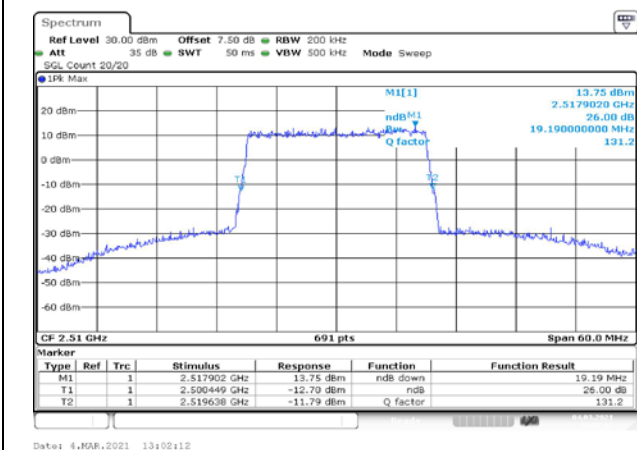


Fig.29

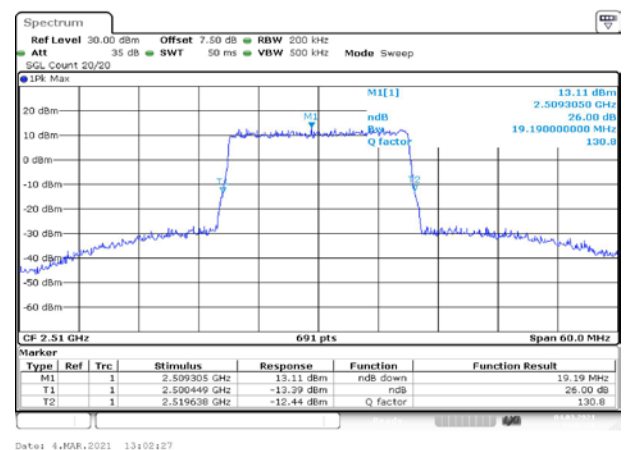


Fig.30

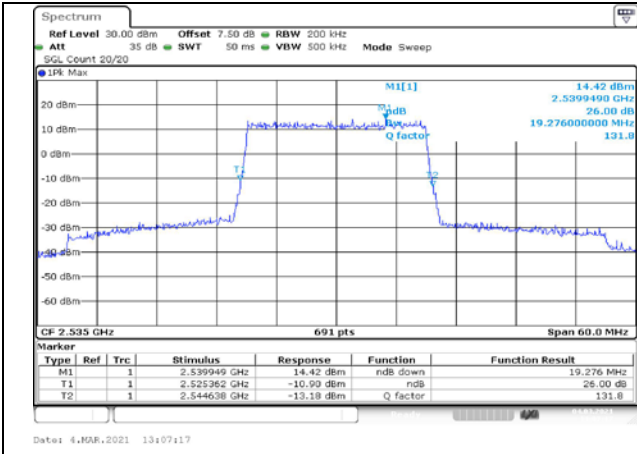


Fig.31

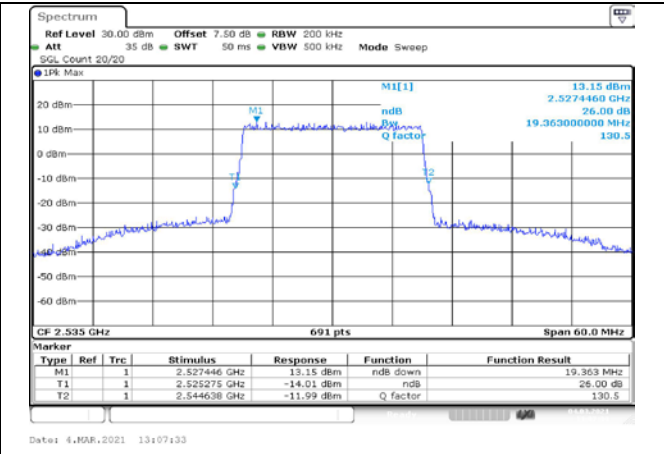


Fig.32

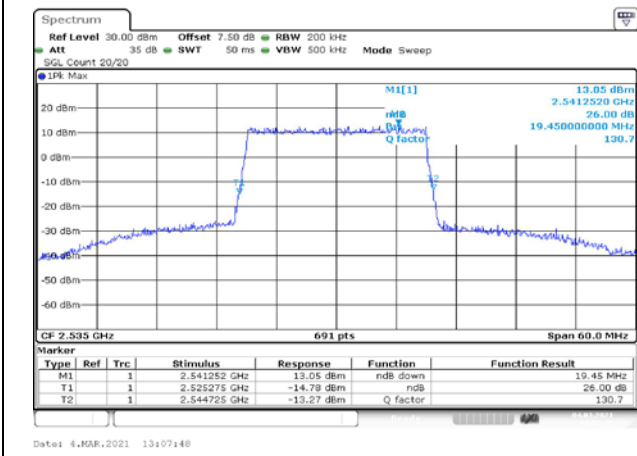


Fig.33

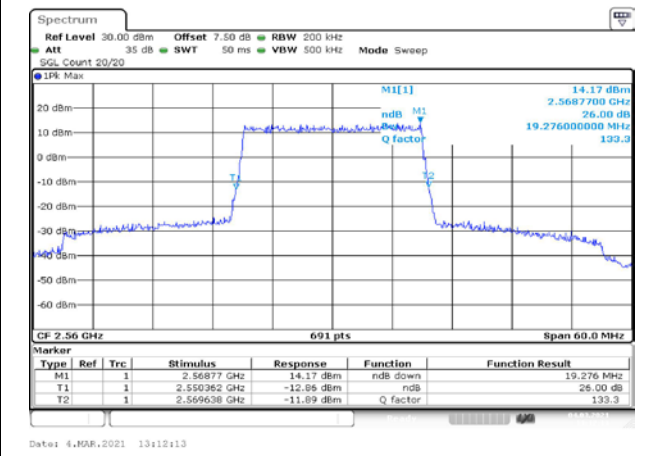


Fig.34

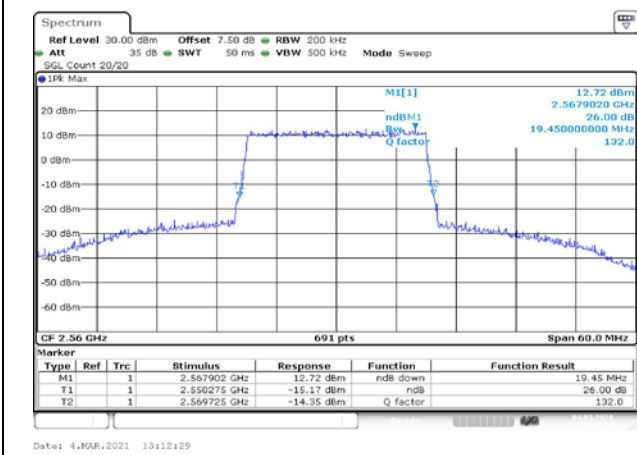


Fig.35

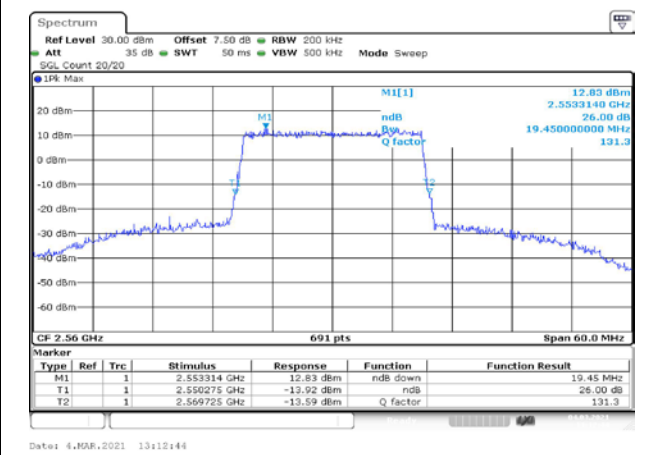


Fig.36

4 Peak-Average Ratio

Band	Carrier frequency (MHz)	Channel	BW (MHz)	RB Size	RB Offset	QPSK	16-QAM	64-QAM
7	2502.5	20775	5	1	24	Fig.1	Fig.2	Fig.3
	2502.5	20775		25	0	Fig.4	Fig.5	Fig.6
	2535	21100		1	24	Fig.7	Fig.8	Fig.9
	2535	21100		25	0	Fig.10	Fig.11	Fig.12
	2567.5	21425		1	24	Fig.13	Fig.14	Fig.15
	2567.5	21425		25	0	Fig.16	Fig.17	Fig.18
	2505	20800	10	1	49	Fig.19	Fig.20	Fig.21
	2505	20800		50	0	Fig.22	Fig.23	Fig.24
	2535	21100		1	49	Fig.25	Fig.26	Fig.27
	2535	21100		50	0	Fig.28	Fig.29	Fig.30
	2565	21400		1	49	Fig.31	Fig.32	Fig.33
	2565	21400		50	0	Fig.34	Fig.35	Fig.36
	2507.5	20825	15	1	74	Fig.37	Fig.38	Fig.39
	2507.5	20825		75	0	Fig.40	Fig.41	Fig.42
	2535	21100		1	74	Fig.43	Fig.44	Fig.45
	2535	21100		75	0	Fig.46	Fig.47	Fig.48
	2562.5	21375		1	74	Fig.49	Fig.50	Fig.51
	2562.5	21375		75	0	Fig.52	Fig.53	Fig.54
	2510	20850	20	1	99	Fig.55	Fig.56	Fig.57
	2510	20850		100	0	Fig.58	Fig.59	Fig.60
2535	21100	1		99	Fig.61	Fig.62	Fig.63	
2535	21100	100		0	Fig.64	Fig.65	Fig.66	
2560	21350	1		99	Fig.67	Fig.68	Fig.69	
2560	21350	100		0	Fig.70	Fig.71	Fig.72	

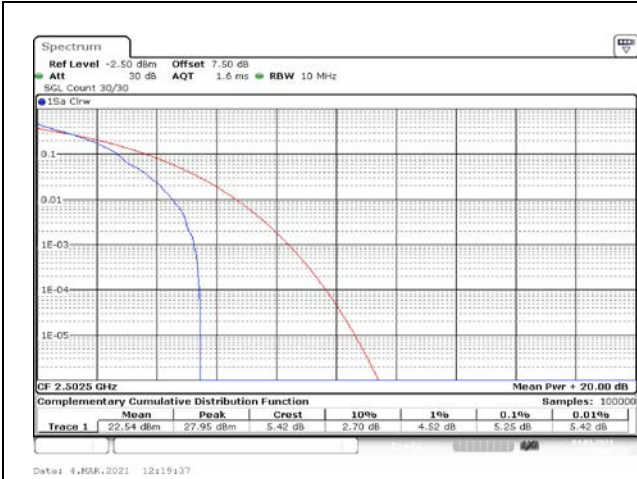


Fig.1

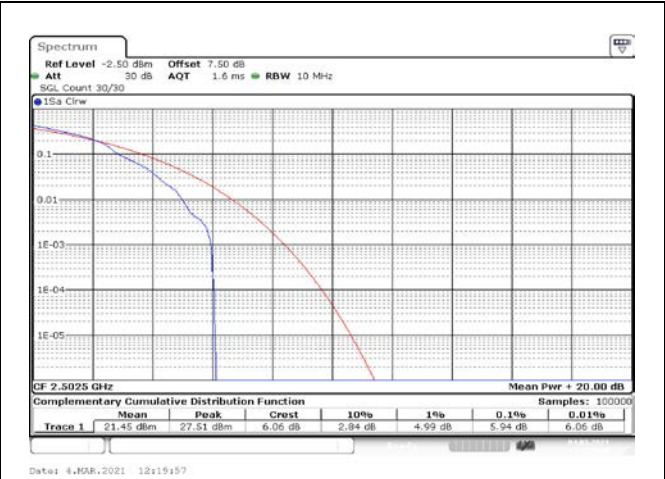


Fig.2

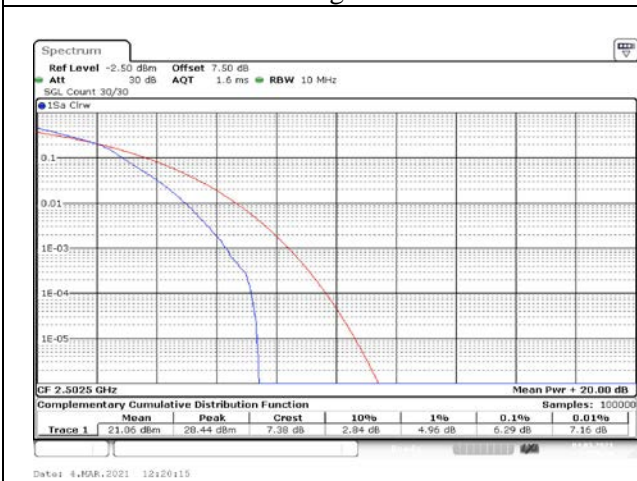


Fig.3

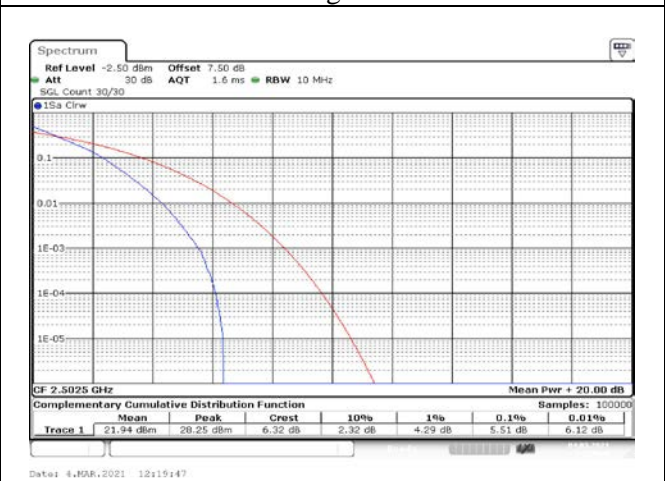


Fig.4

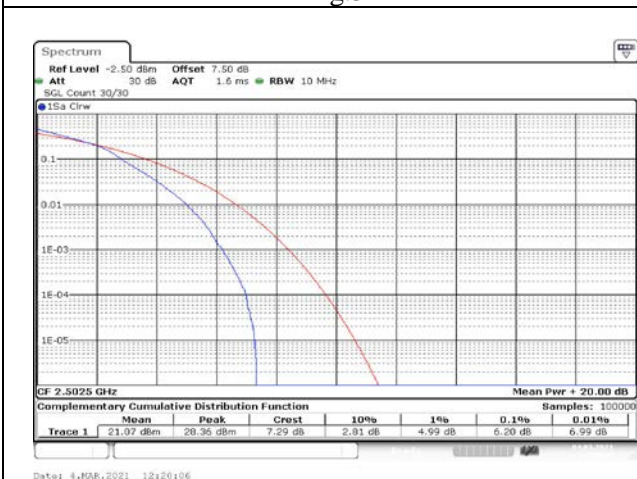


Fig.5

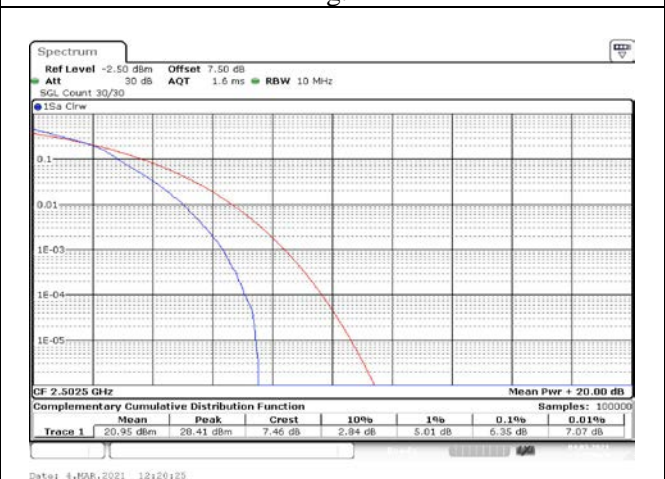


Fig.6



Fig.7

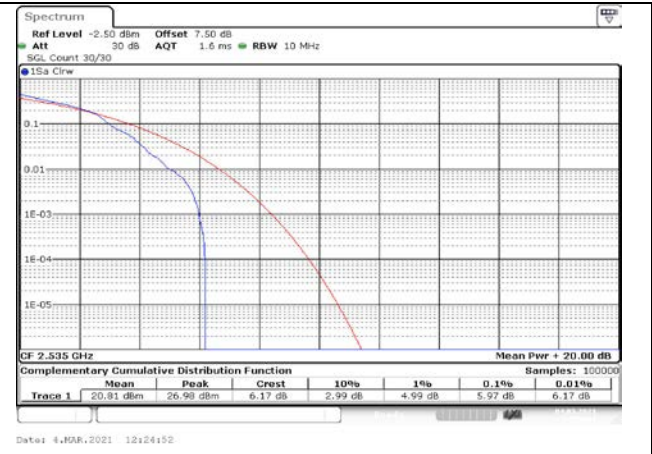


Fig.8



Fig.9

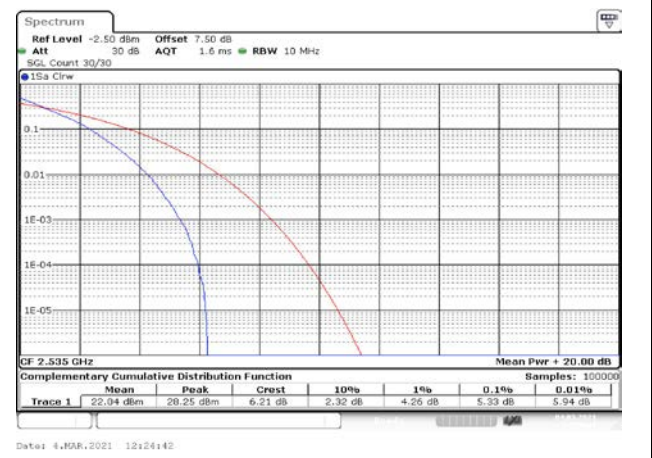


Fig.10

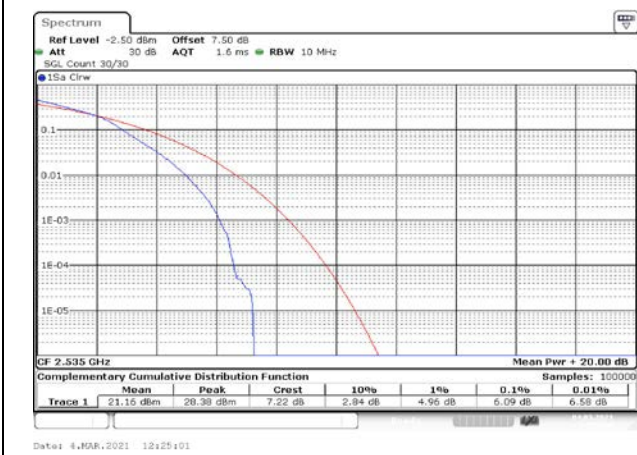


Fig.11

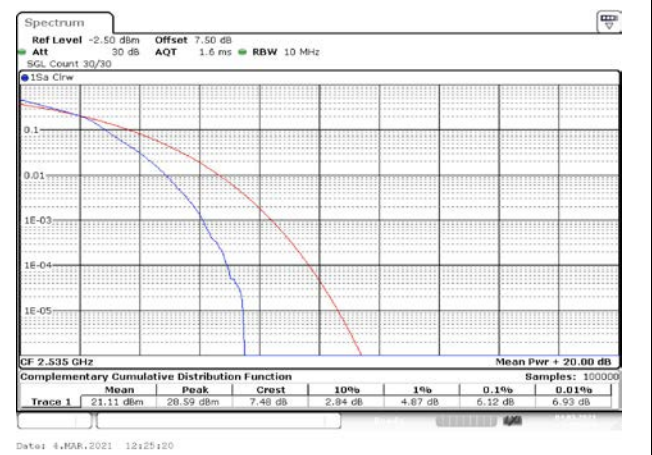


Fig.12

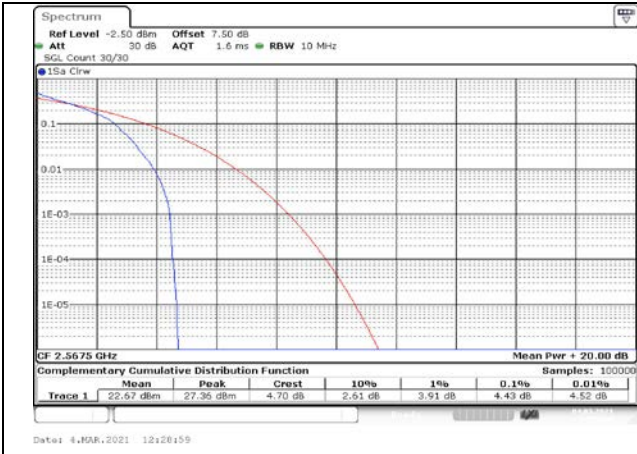


Fig.13

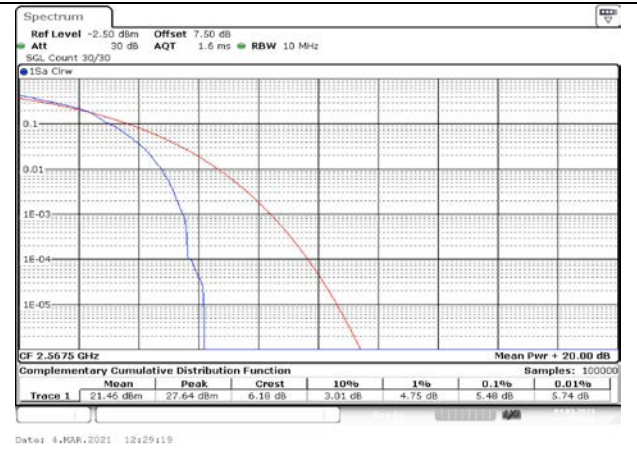


Fig.14

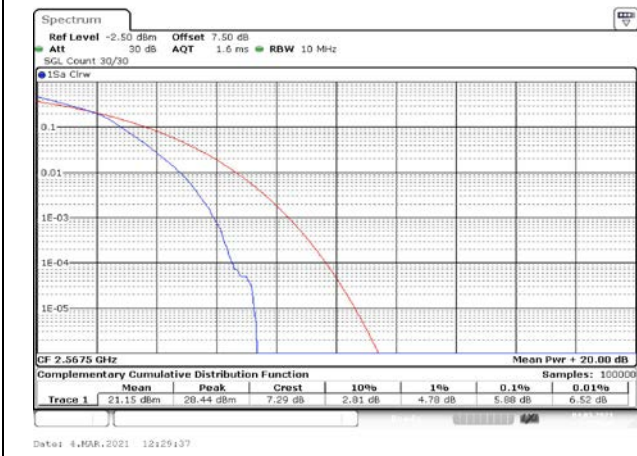


Fig.15

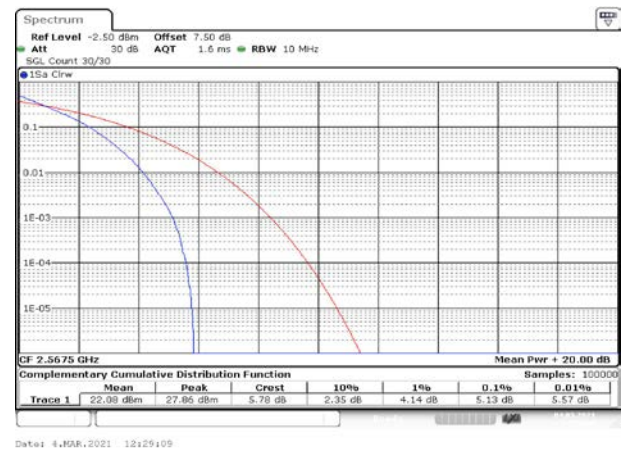


Fig.16

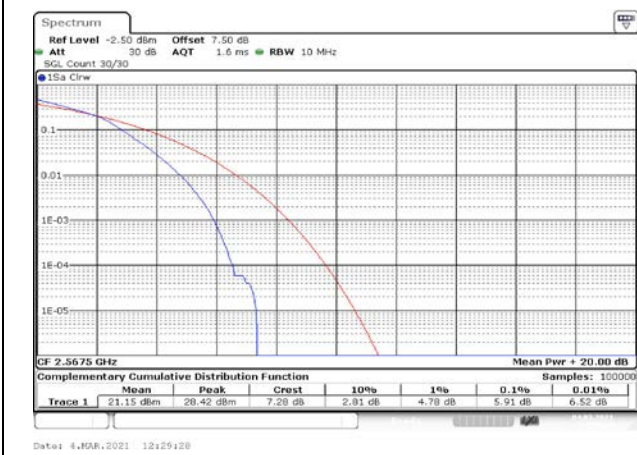


Fig.17

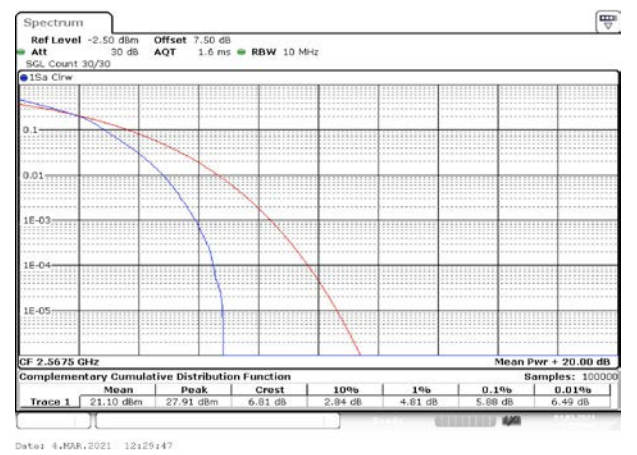


Fig.18