

APPENDIX A3 – TEST DATA OF CONDUCTED EMISSION

LTE Band 5

1 RF Power Output

Modulation	Carrier frequency (MHz)	UL Channel	BW	RB Size	RB Offset	Conducted power (dBm)
QPSK	824.7	20407	1.4	1	0	24.30
				1	3	24.30
				1	5	24.26
				3	0	24.20
				3	1	24.10
				3	3	24.08
16QAM	824.7	20407		6	0	23.00
				1	0	22.66
				1	3	22.78
				1	5	22.78
				3	0	23.09
				3	1	22.84
	836.5	20525		3	3	22.84
				6	0	22.25
				1	0	24.06
				1	3	24.14
				1	5	24.10
				3	0	23.35
848.3	20643	3	1	23.42		
		3	3	23.33		
		6	0	22.48		
		1	0	24.18		
		1	3	24.23		
		1	5	24.29		
		3	0	23.52		
		3	1	23.63		
		3	3	23.62		
6	0	22.91				

Modulation	Carrier frequency (MHz)	UL Channel	BW	RB Size	RB Offset	Conducted power (dBm)
64QAM	824.7	20407	1.4	1	0	22.10
				1	3	22.10
				1	5	22.10
				3	0	22.23
				3	1	22.23
				3	3	22.08
	6	0		22.08		
	836.5	20525		1	0	22.48
				1	3	22.47
				1	5	22.47
				3	0	22.46
				3	1	22.45
				3	3	22.58
	6	0		22.57		
	848.3	20643		1	0	22.96
				1	3	22.90
				1	5	22.84
				3	0	22.93
				3	1	22.71
				3	3	22.71
	6	0		22.71		

Modulation	Carrier frequency (MHz)	UL Channel	BW	RB Size	RB Offset	Conducted power (dBm)
QPSK	825.5	20415	3	1	0	23.97
				1	8	23.99
				1	14	24.03
				8	0	23.11
				8	4	23.22
				8	7	23.21
	15	0		23.18		
	836.5	20525		1	0	24.38
				1	8	24.48
				1	14	24.47
				8	0	23.46
				8	4	23.49
				8	7	23.50
	847.5	20635		15	0	23.55
				1	0	24.88
				1	8	24.92
				1	14	25.01
				8	0	23.69
8			4	23.77		
16QAM	825.5	20415	8	7	23.77	
			15	0	23.83	
			1	0	23.53	
			1	8	23.49	
			1	14	23.48	
			8	0	22.43	
	836.5	20525	8	4	22.40	
			8	7	22.50	
			15	0	22.11	
			1	0	24.13	
			1	8	24.30	
			1	14	24.29	
	847.5	20635	8	0	22.49	
			8	4	22.54	
			8	7	22.54	
			15	0	22.50	
			1	0	23.48	
			1	8	23.39	
			1	14	23.39	
			8	0	22.89	
			8	4	22.75	
			8	7	22.82	
			15	0	22.83	

Modulation	Carrier frequency (MHz)	UL Channel	BW	RB Size	RB Offset	Conducted power (dBm)
64QAM	825.5	20415	3	1	0	22.11
				1	8	22.16
				1	14	22.11
				8	0	22.10
				8	4	22.10
				8	7	22.10
				15	0	22.10
	836.5	20525		1	0	22.54
				1	8	22.42
				1	14	22.50
				8	0	22.42
				8	4	22.45
				8	7	22.51
				15	0	22.51
	847.5	20635		1	0	22.83
				1	8	22.79
				1	14	22.74
				8	0	22.84
				8	4	22.79
				8	7	22.74
				15	0	22.75

Modulation	Carrier frequency (MHz)	UL Channel	BW	RB Size	RB Offset	Conducted power (dBm)
QPSK	836.5	20525	5	1	0	24.45
				1	12	24.60
				1	24	24.59
				12	0	23.37
				12	7	23.31
				12	13	23.54
	25	0		23.57		
	846.5	20625		1	0	24.60
				1	12	24.57
				1	24	24.67
				12	0	23.62
				12	7	23.68
				12	13	23.70
				25	0	23.81
16QAM			826.5	20425	1	0
	1	12			22.39	
	1	24			22.44	
	12	0			22.20	
	12	7			22.18	
	12	13			22.18	
	25	0	22.32			
	836.5	20525	1	0	23.66	
			1	12	23.64	
			1	24	23.64	
			12	0	22.56	
			12	7	22.41	
			12	13	22.41	
			25	0	22.48	
846.5			20625	1	0	23.65
	1	12		23.82		
	1	24		23.79		
	12	0		22.83		
	12	7		22.61		
	12	13		22.72		
25	0	22.75				

Modulation	Carrier frequency (MHz)	UL Channel	BW	RB Size	RB Offset	Conducted power (dBm)
64QAM	826.5	20425	5	1	0	22.31
				1	12	22.31
				1	24	22.34
				12	0	22.37
				12	7	22.33
				12	13	22.29
				25	0	22.33
	836.5	20525		1	0	22.48
				1	12	22.49
				1	24	22.48
				12	0	22.49
				12	7	22.48
				12	13	22.49
				25	0	22.49
	846.5	20625		1	0	22.77
				1	12	22.77
				1	24	22.67
				12	0	22.68
				12	7	22.68
				12	13	22.68
				25	0	22.68

Modulation	Carrier frequency (MHz)	UL Channel	BW	RB Size	RB Offset	Conducted power (dBm)
QPSK	829	20450	10	1	0	24.07
				1	25	24.28
				1	49	24.33
				25	0	23.12
				25	12	23.31
				25	25	23.32
	836.5	20525		50	0	23.18
				1	0	24.37
				1	25	24.55
				1	49	24.54
				25	0	23.51
				25	12	23.57
	844	20600		25	25	23.56
				50	0	23.59
				1	0	24.42
				1	25	24.68
				1	49	24.66
				25	0	23.43
16QAM	829	20450	25	12	23.72	
			25	25	23.72	
			50	0	23.58	
			1	0	23.62	
			1	25	23.79	
			1	49	23.80	
	836.5	20525	25	0	22.34	
			25	12	22.28	
			25	25	22.29	
			50	0	22.28	
			1	0	24.05	
			1	25	24.30	
	844	20600	1	49	24.15	
			25	0	22.41	
			25	12	22.42	
			25	25	22.69	
			50	0	22.45	
			1	0	23.36	
			1	25	23.57	
			1	49	23.56	
			25	0	22.69	
			25	12	22.96	
			25	25	22.97	
			50	0	22.56	

Modulation	Carrier frequency (MHz)	UL Channel	BW	RB Size	RB Offset	Conducted power (dBm)
64QAM	829	20450	10	1	0	22.28
				1	25	22.28
				1	49	22.28
				25	0	22.28
				25	12	22.28
				25	25	22.28
				50	0	22.28
	836.5	20525		1	0	22.51
				1	25	22.51
				1	49	22.51
				25	0	22.51
				25	12	22.56
				25	25	22.56
				50	0	22.56
	844	20600		1	0	22.57
				1	25	22.56
				1	49	22.57
				25	0	22.57
				25	12	22.67
				25	25	22.46
				50	0	22.46

2 Occupied Bandwidth

Band	Carrier frequency (MHz)	Channel	BW (MHz)	RB Size	RB Offset	Bandwidth of 99% Power (MHz)					
						QPSK		16-QAM		64-QAM	
5	824.7	20407	1.4	6	0	1.082	Fig.1	1.082	Fig.2	1.082	Fig.3
	836.5	20525		6	0	1.082	Fig.4	1.082	Fig.5	1.082	Fig.6
	848.3	20643		6	0	1.082	Fig.7	1.082	Fig.8	1.082	Fig.9
	825.5	20415	3	15	0	2.683	Fig.10	2.683	Fig.11	2.683	Fig.12
	836.5	20525		15	0	2.683	Fig.13	2.696	Fig.14	2.696	Fig.15
	847.5	20635		15	0	2.683	Fig.16	2.696	Fig.17	2.696	Fig.18
	826.5	20425	5	25	0	4.472	Fig.19	4.472	Fig.20	4.472	Fig.21
	836.5	20525		25	0	4.472	Fig.22	4.472	Fig.23	4.472	Fig.24
	846.5	20625		25	0	4.450	Fig.25	4.493	Fig.26	4.472	Fig.27
	829	20450	10	50	0	8.987	Fig.28	8.944	Fig.29	8.944	Fig.30
	836.5	20525		50	0	8.944	Fig.31	8.944	Fig.32	8.944	Fig.33
	844	20600		50	0	8.944	Fig.34	8.944	Fig.35	8.944	Fig.36

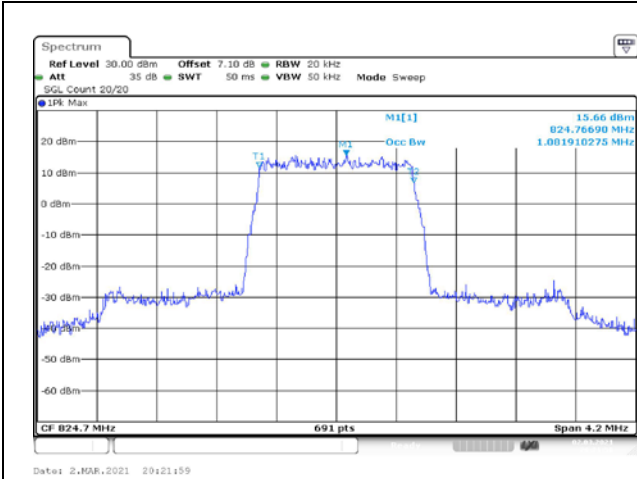


Fig.1

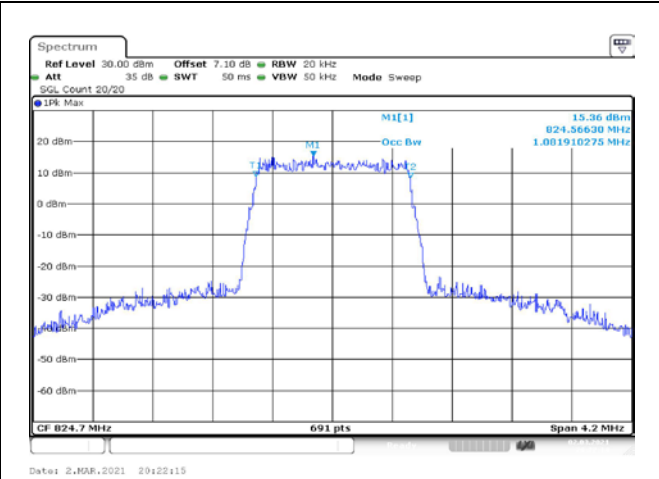


Fig.2

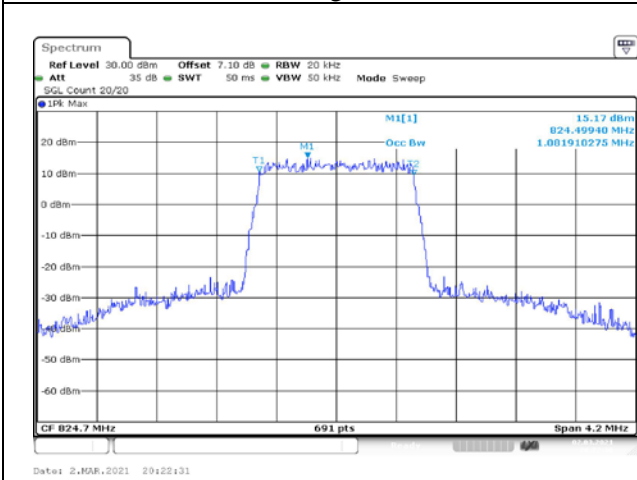


Fig.3

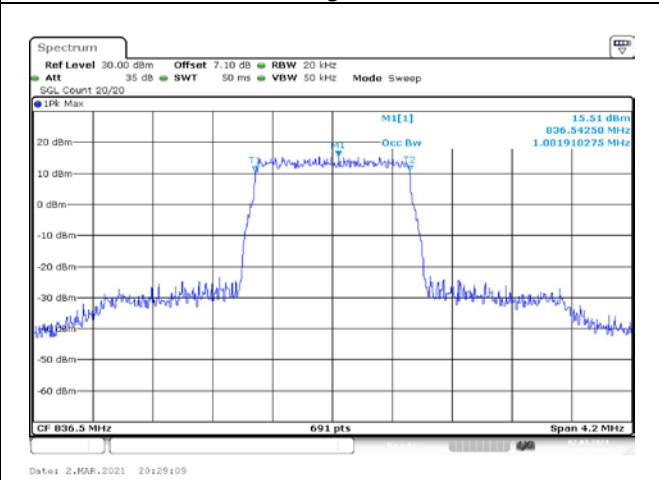


Fig.4

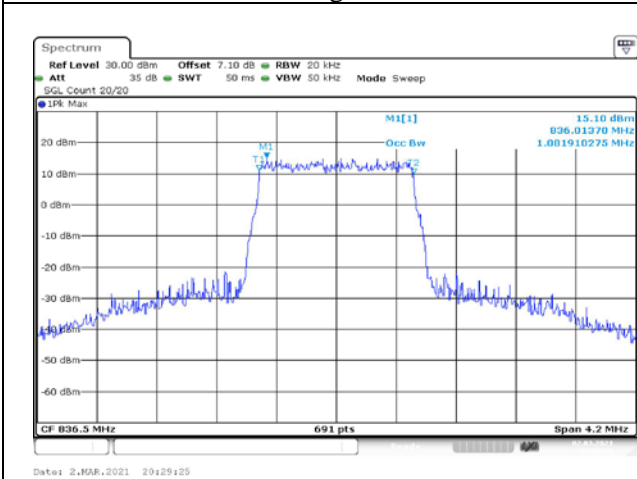


Fig.5

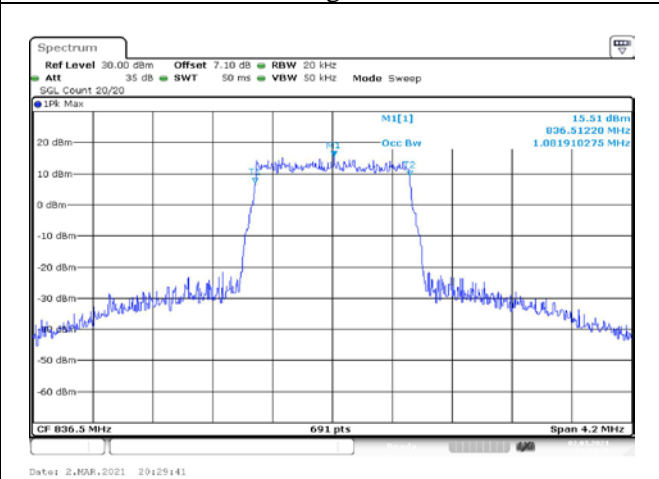


Fig.6

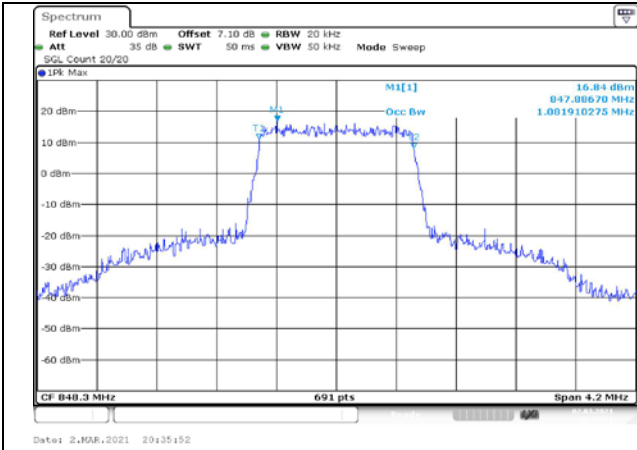


Fig.7

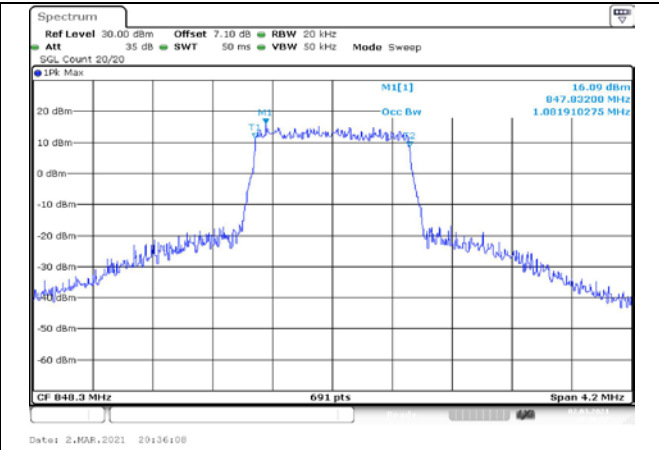


Fig.8

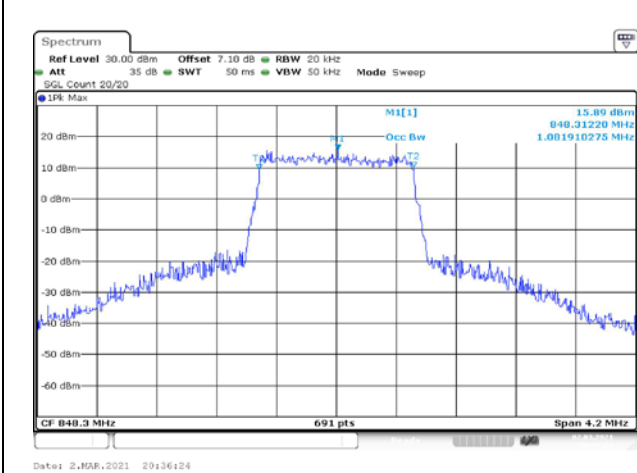


Fig.9

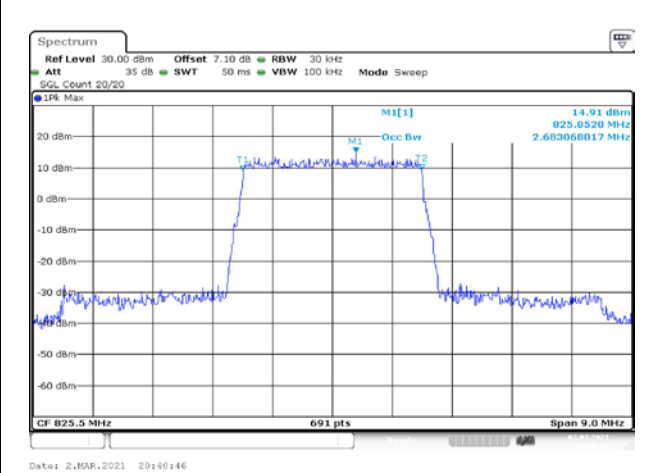


Fig.10

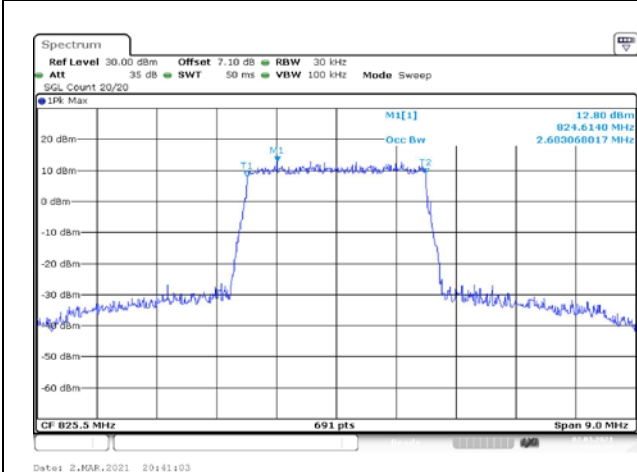


Fig.11

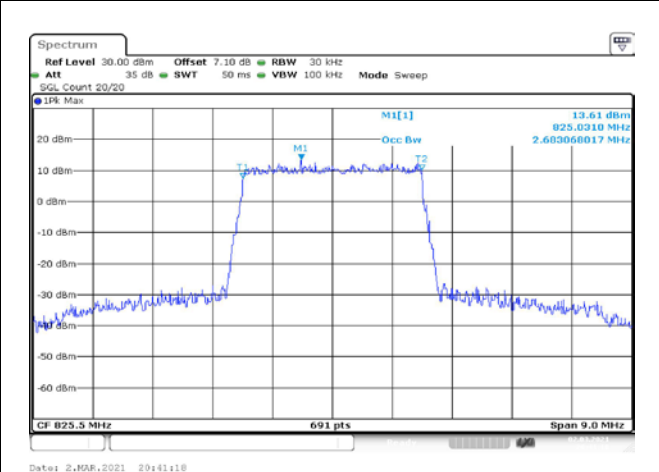


Fig.12

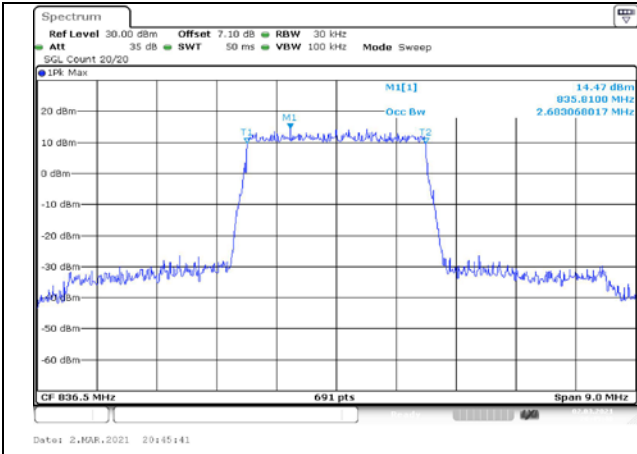


Fig.13

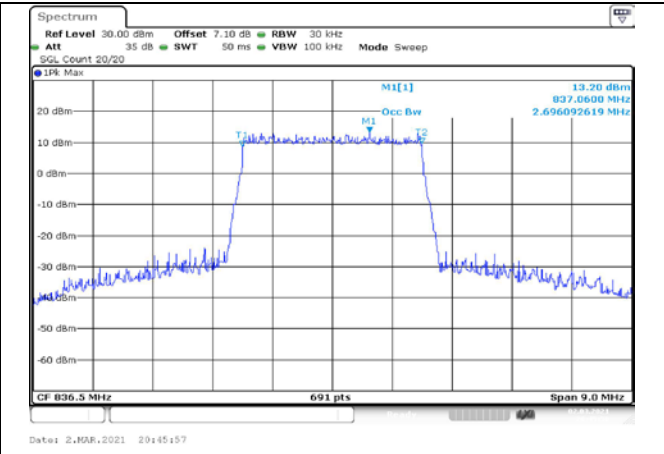


Fig.14

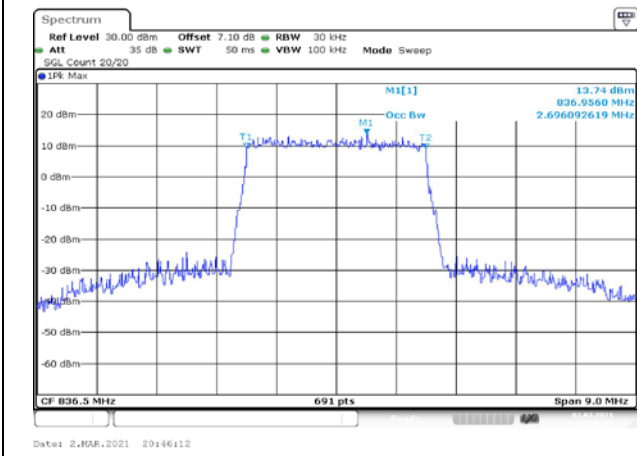


Fig.15

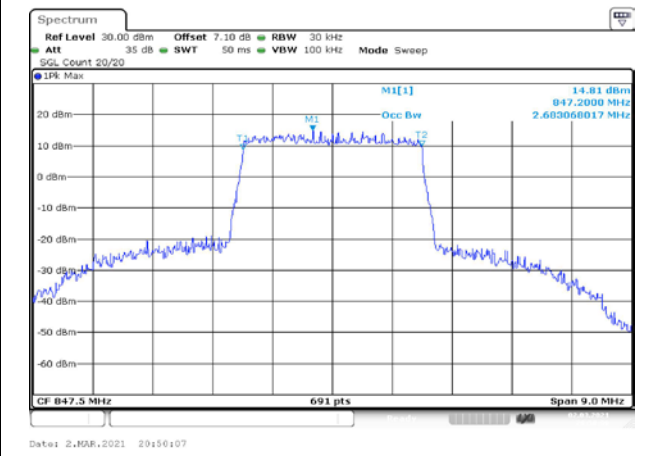


Fig.16

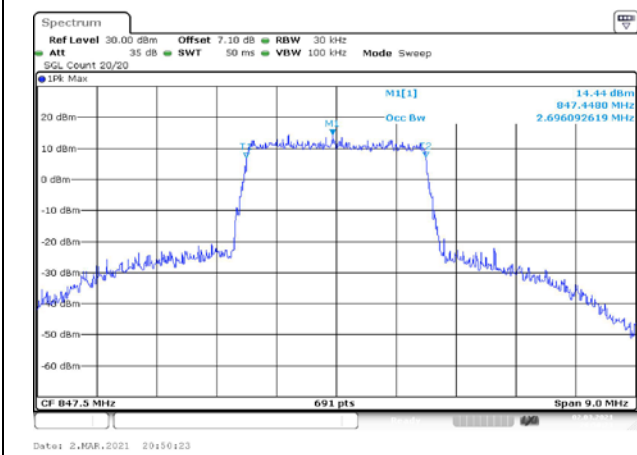


Fig.17

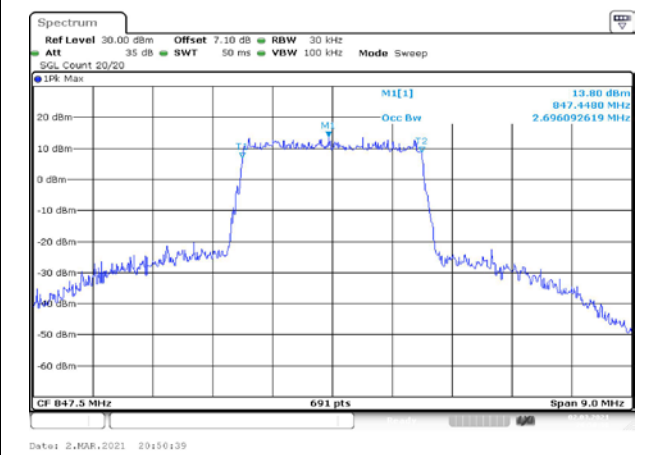


Fig.18

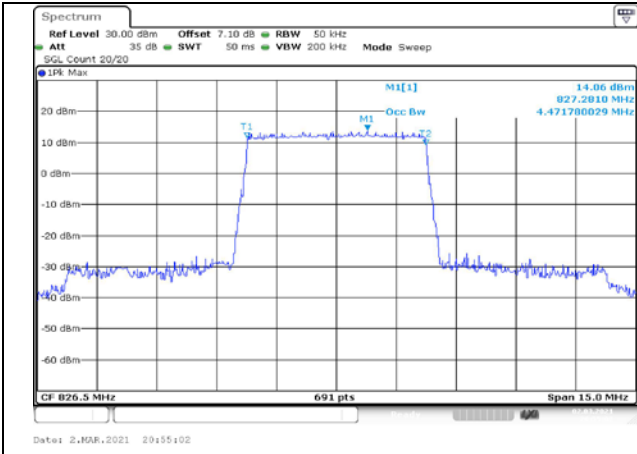


Fig.19

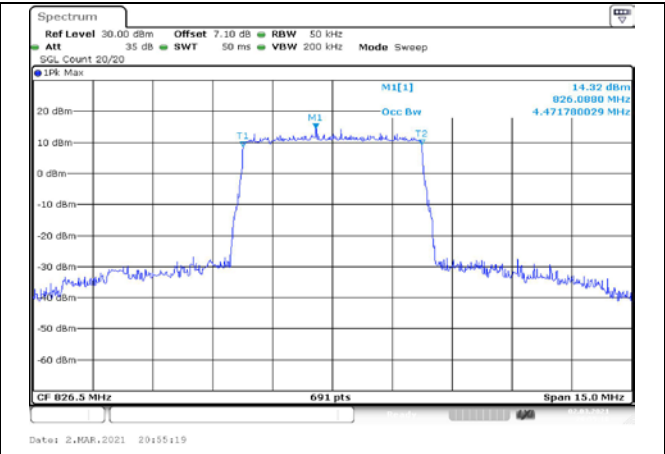


Fig.20

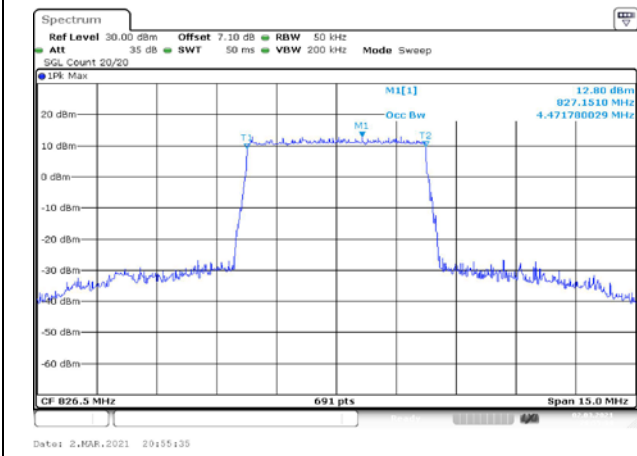


Fig.21

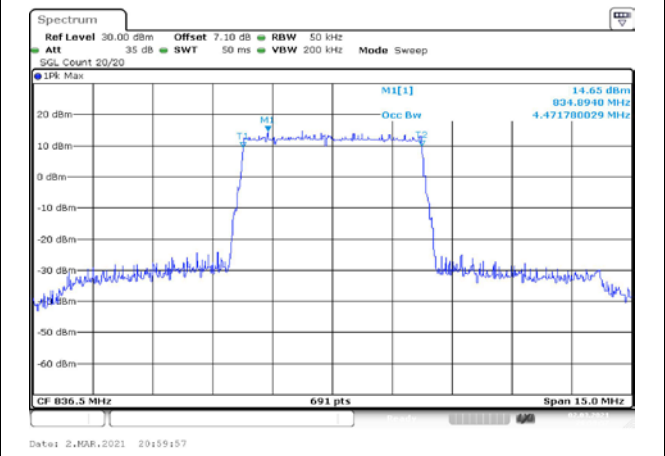


Fig.22

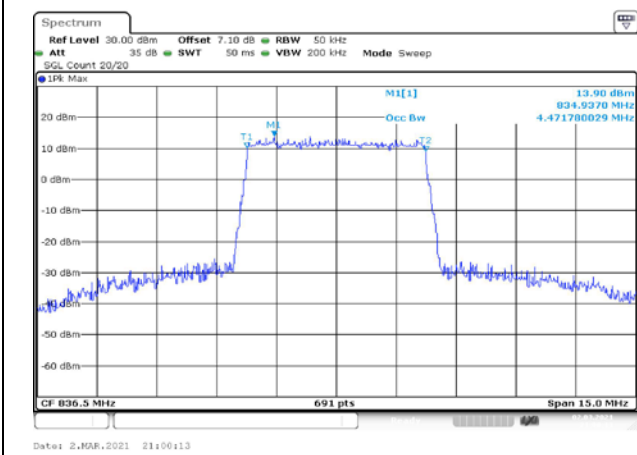


Fig.23

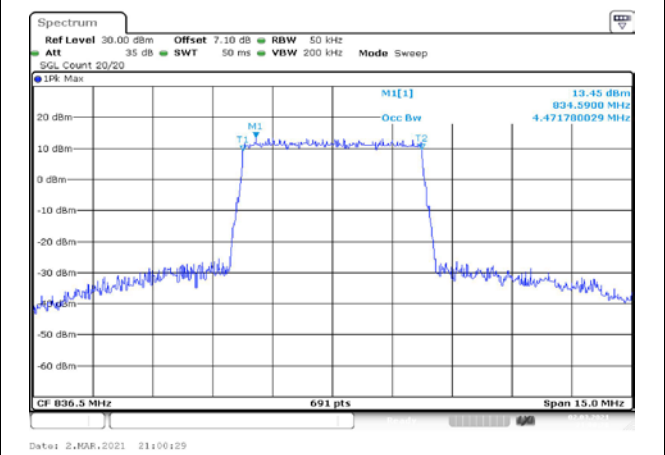
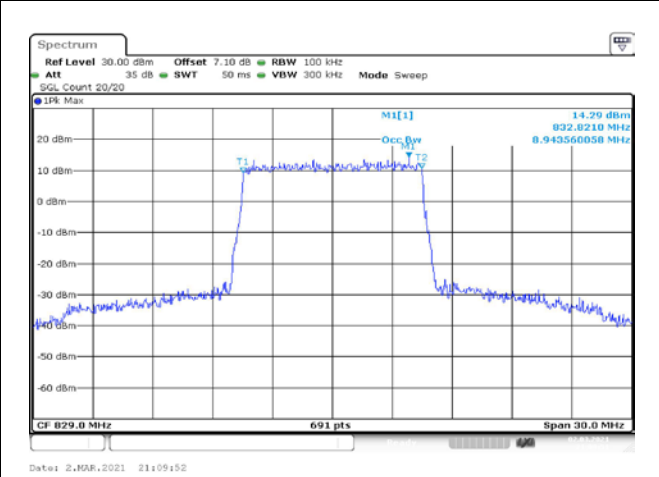
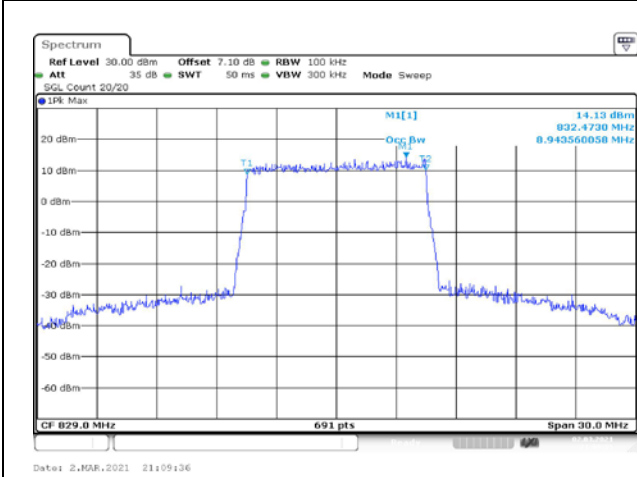
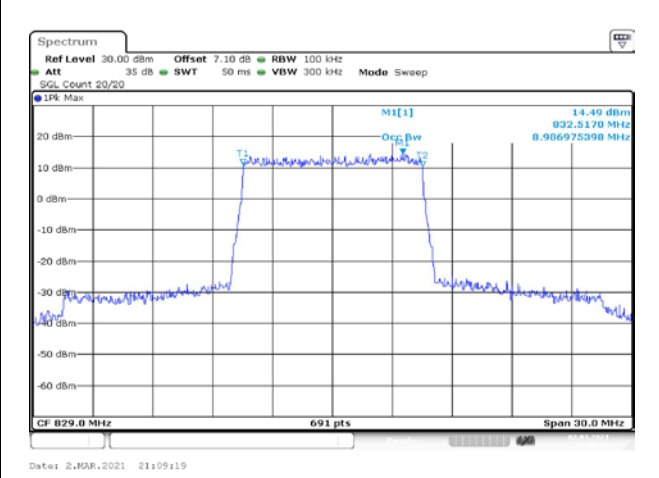
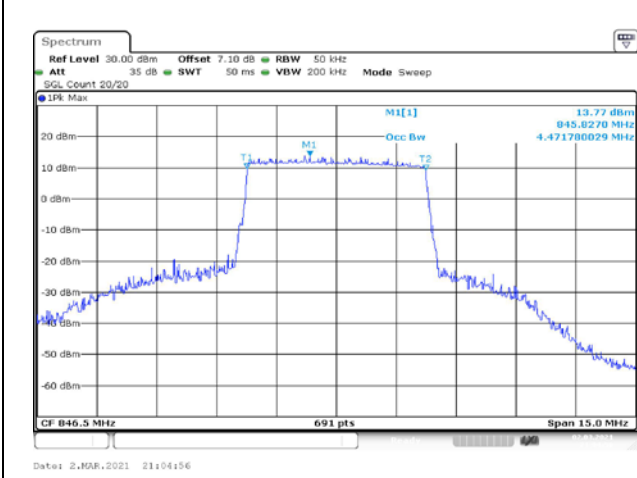
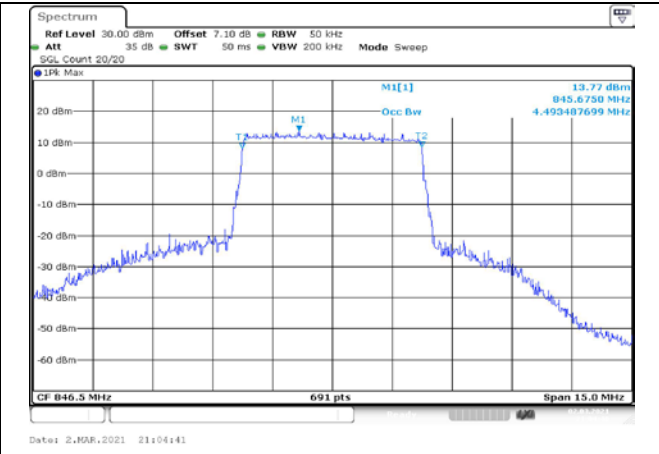
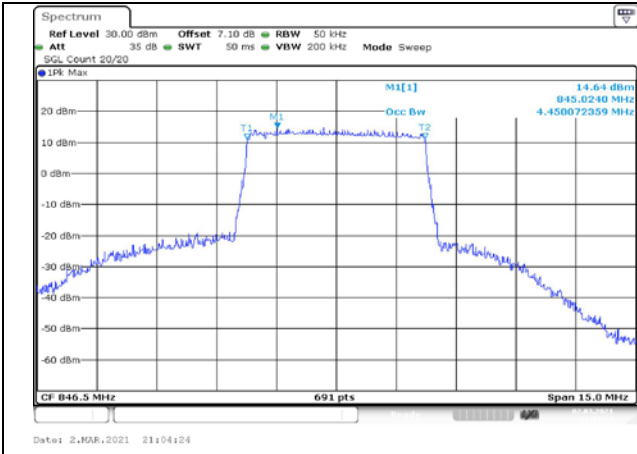


Fig.24



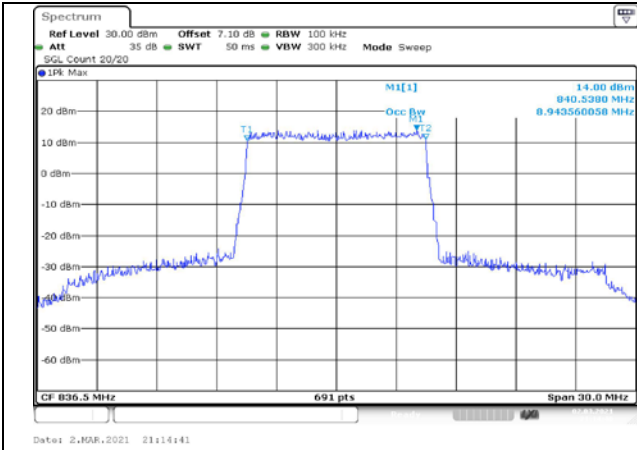


Fig.31

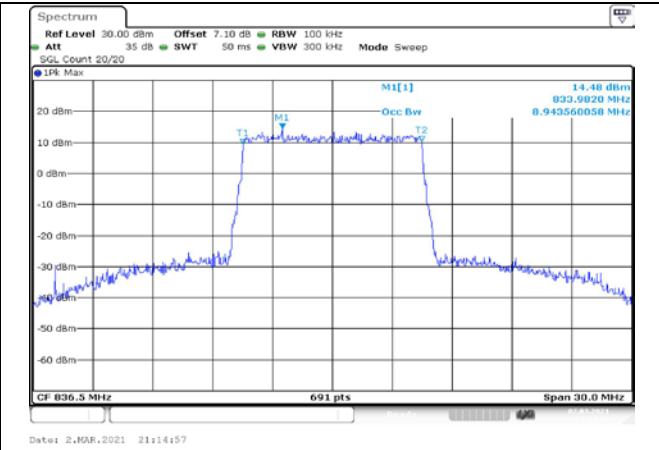


Fig.32

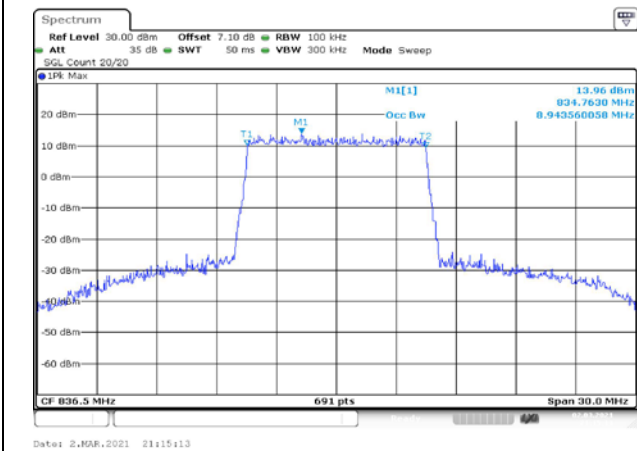


Fig.33

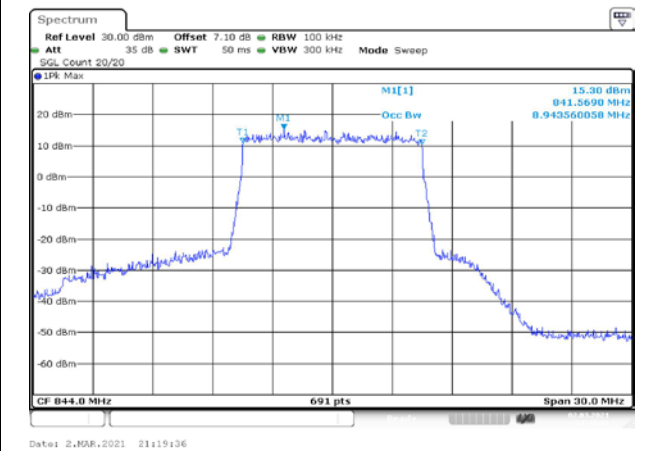


Fig.34

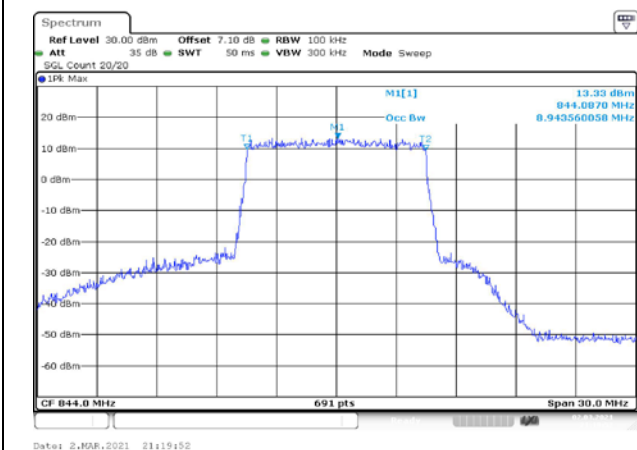


Fig.35

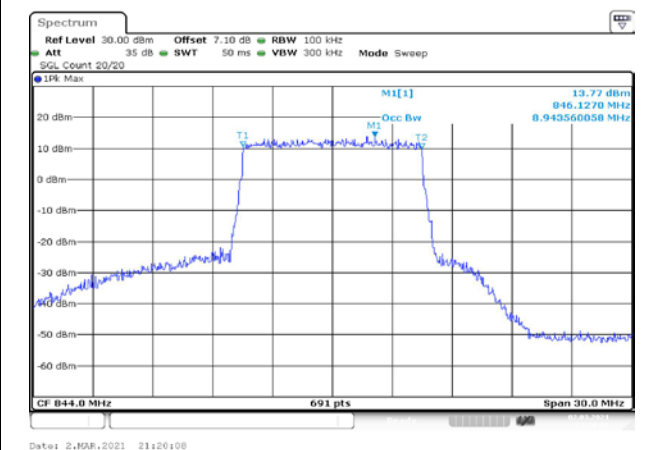


Fig.36

3 Emission Bandwidth

Band	Carrier frequency (MHz)	Channel	BW (MHz)	RB Size	RB Offset	Bandwidth of -26dB transmitter power (MHz)					
						QPSK		16-QAM		64-QAM	
5	824.7	20407	1.4	6	0	1.234	Fig.1	1.228	Fig.2	1.222	Fig.3
	836.5	20525		6	0	1.222	Fig.4	1.222	Fig.5	1.228	Fig.6
	848.3	20643		6	0	1.234	Fig.7	1.222	Fig.8	1.222	Fig.9
	825.5	20415	3	15	0	2.983	Fig.10	2.957	Fig.11	2.996	Fig.12
	836.5	20525		15	0	2.970	Fig.13	2.983	Fig.14	2.983	Fig.15
	847.5	20635		15	0	2.983	Fig.16	2.996	Fig.17	2.957	Fig.18
	826.5	20425	5	25	0	4.906	Fig.19	4.841	Fig.20	4.906	Fig.21
	836.5	20525		25	0	4.841	Fig.22	4.906	Fig.23	4.884	Fig.24
	846.5	20625		25	0	4.884	Fig.25	4.906	Fig.26	4.884	Fig.27
	829	20450	10	50	0	9.725	Fig.28	9.682	Fig.29	9.682	Fig.30
	836.5	20525		50	0	9.725	Fig.31	9.638	Fig.32	9.768	Fig.33
	844	20600		50	0	9.682	Fig.34	9.725	Fig.35	9.725	Fig.36

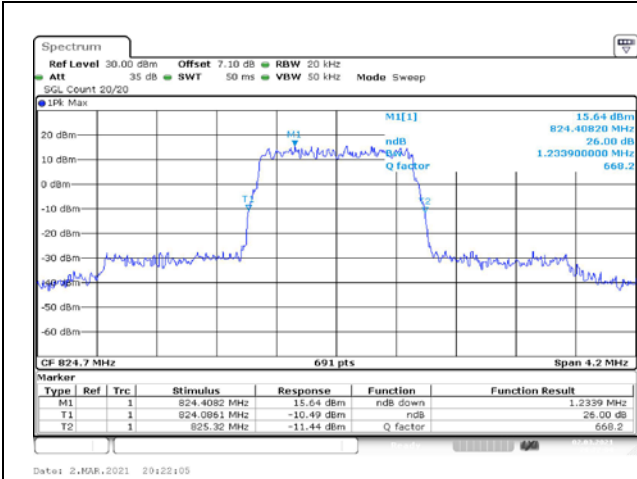


Fig.1

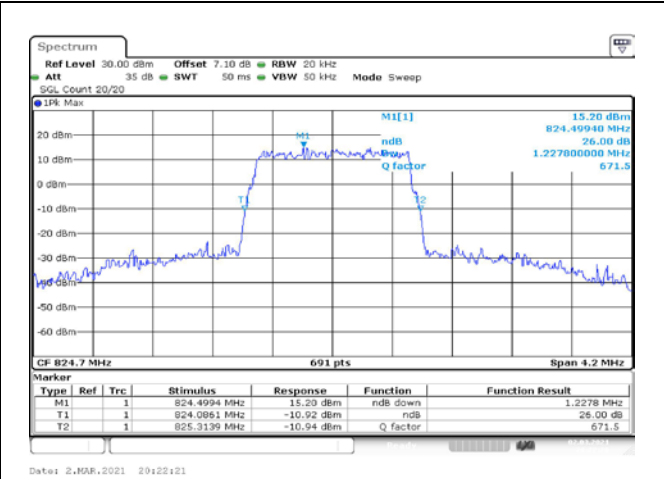


Fig.2

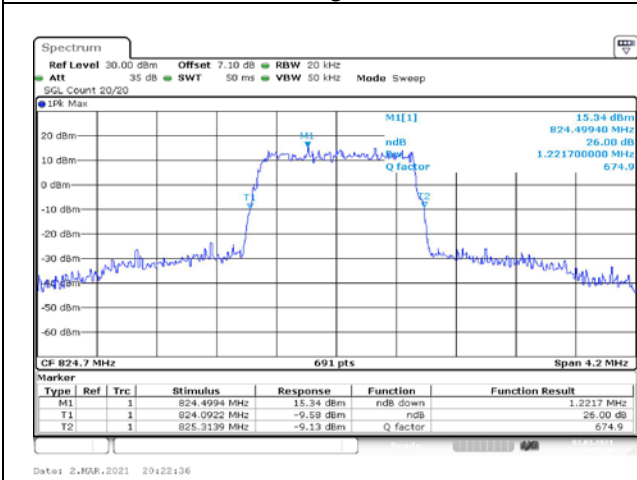


Fig.3

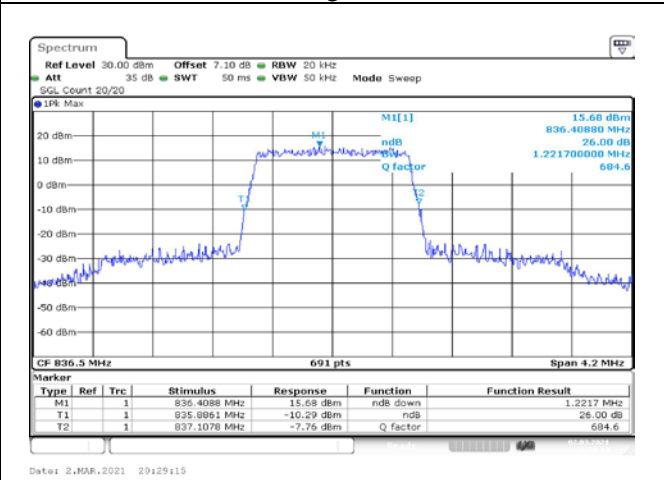


Fig.4

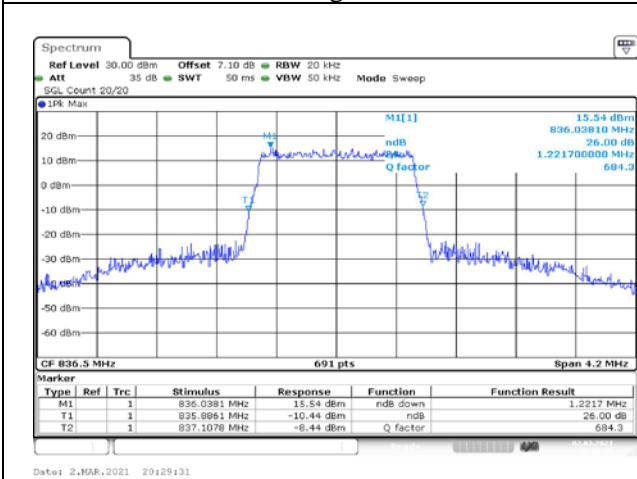


Fig.5

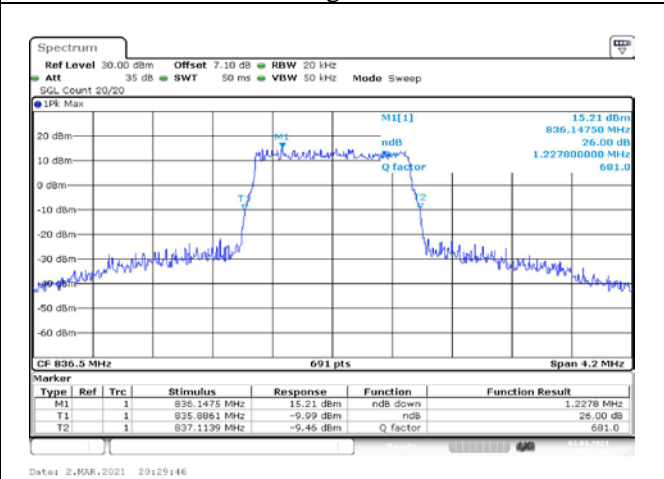


Fig.6

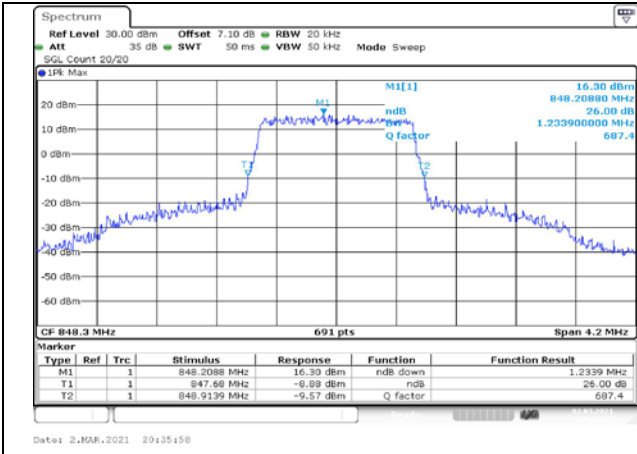


Fig.7

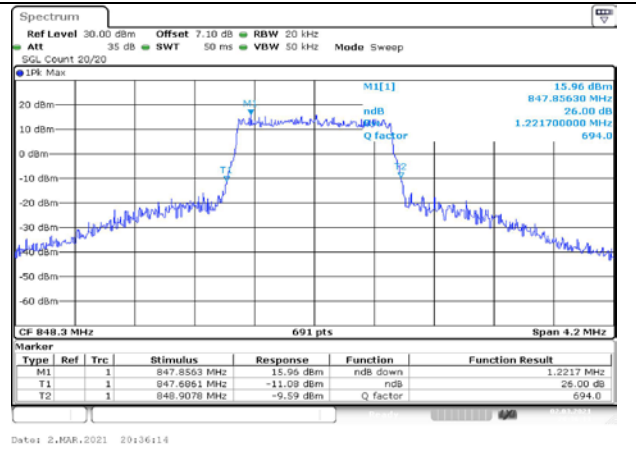


Fig.8

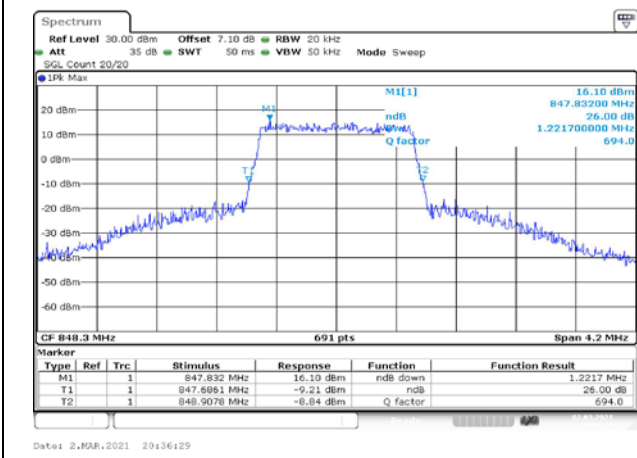


Fig.9

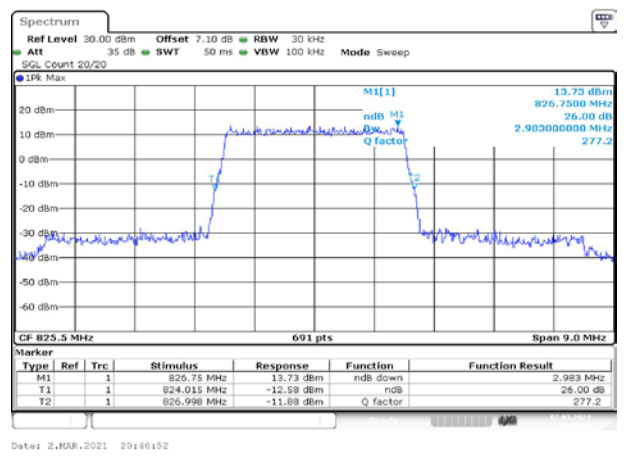


Fig.10

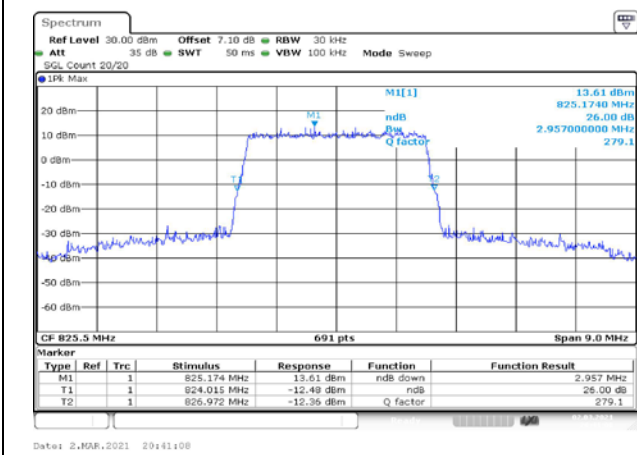


Fig.11

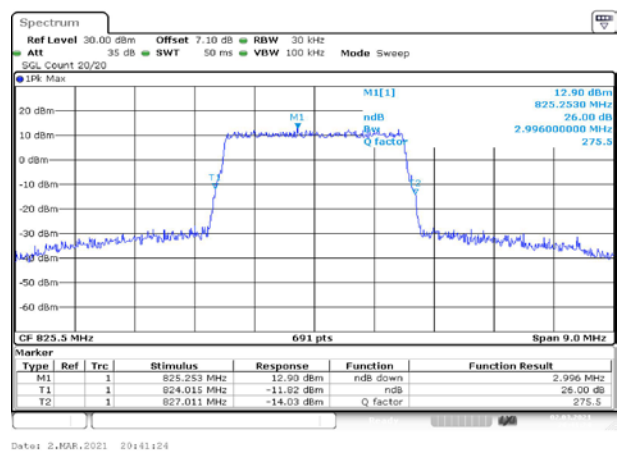


Fig.12

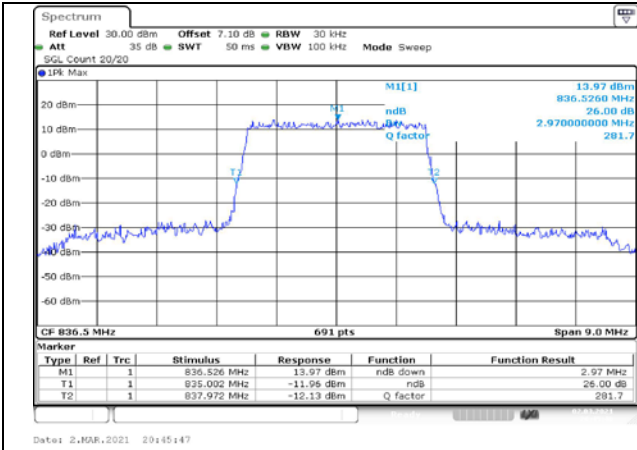


Fig.13

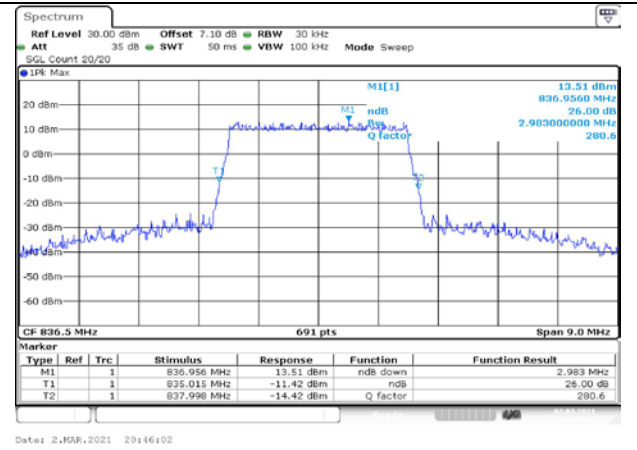


Fig.14

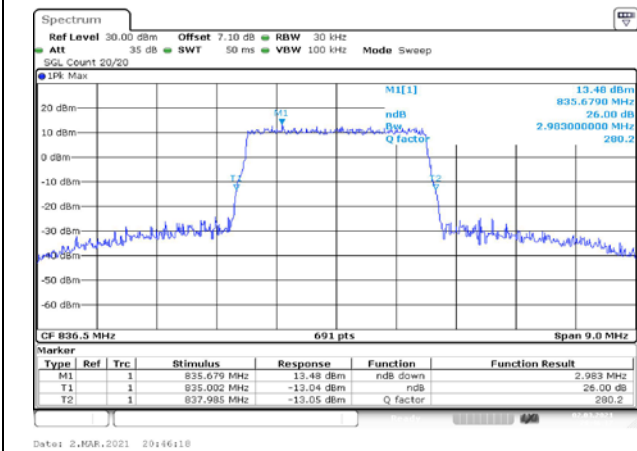


Fig.15

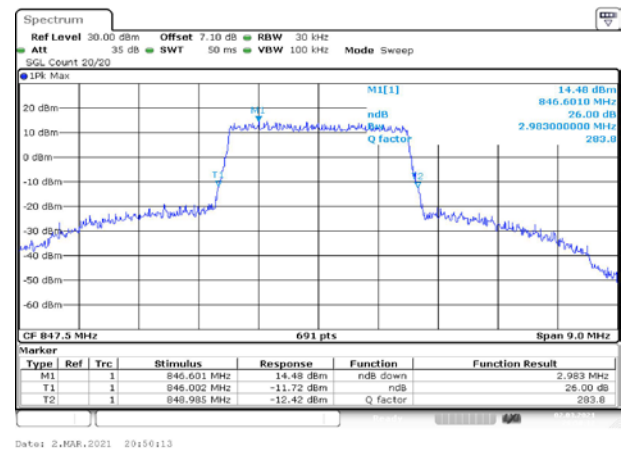


Fig.16

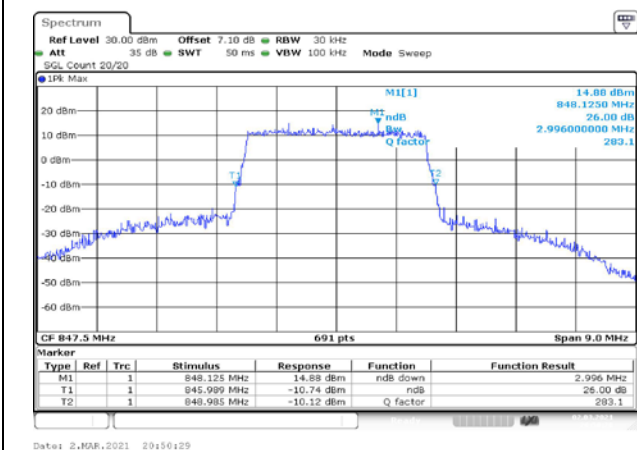


Fig.17

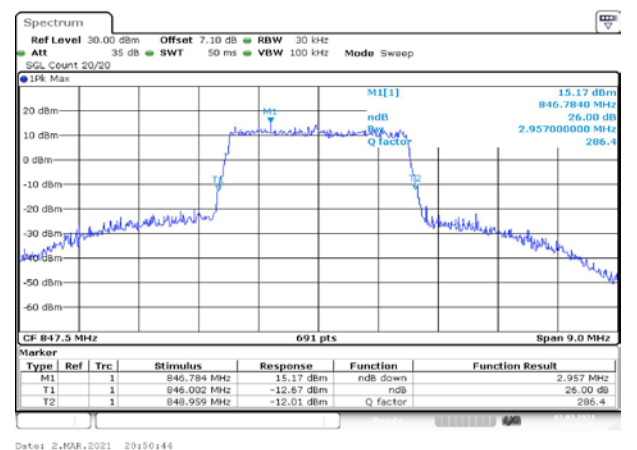


Fig.18

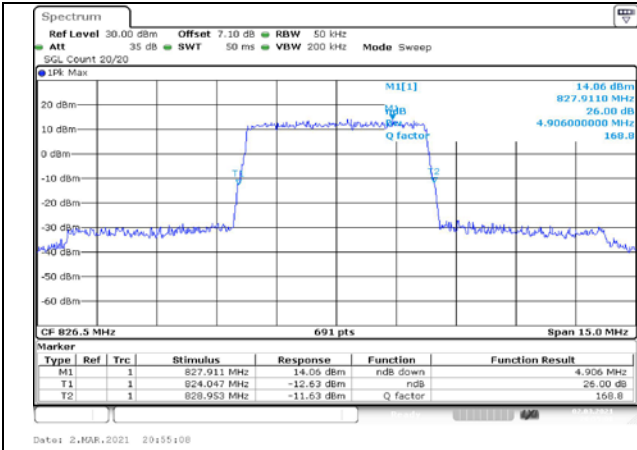


Fig.19

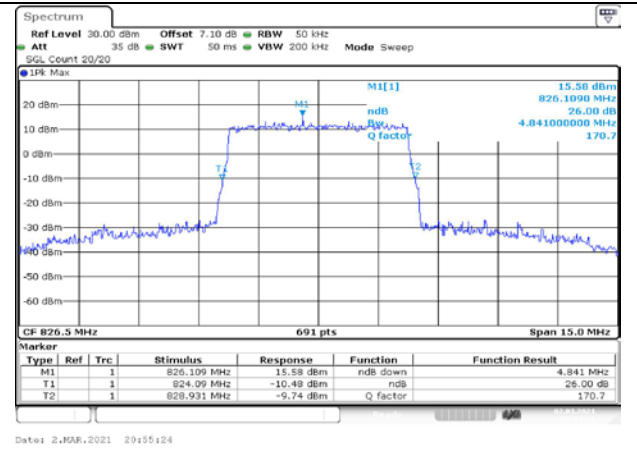


Fig.20

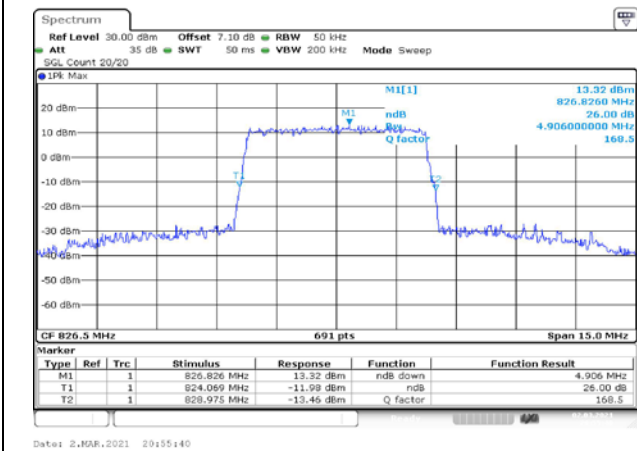


Fig.21

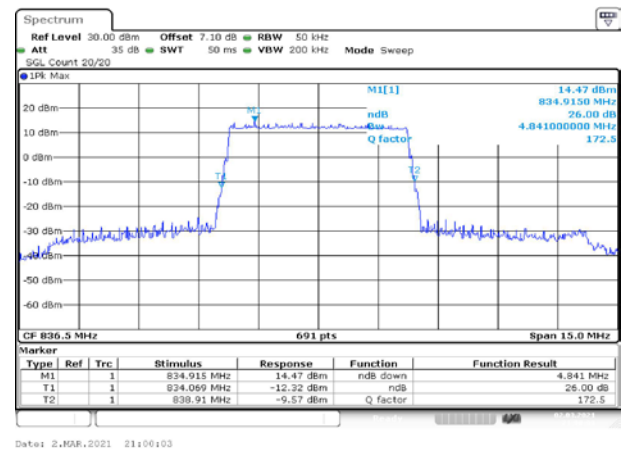


Fig.22

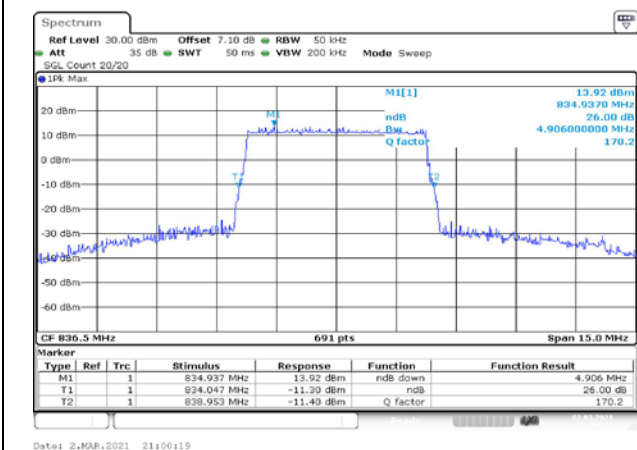


Fig.23

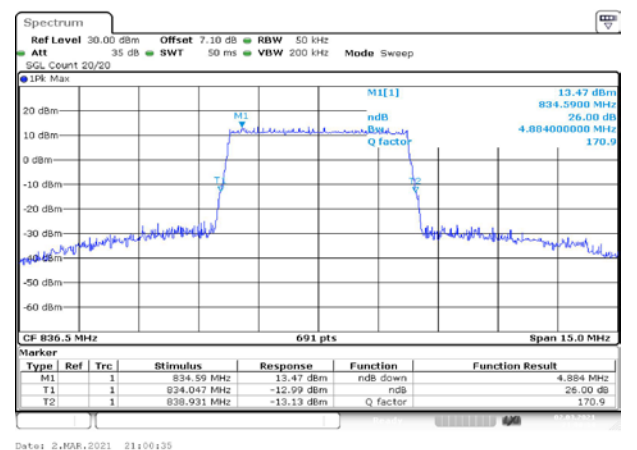


Fig.24

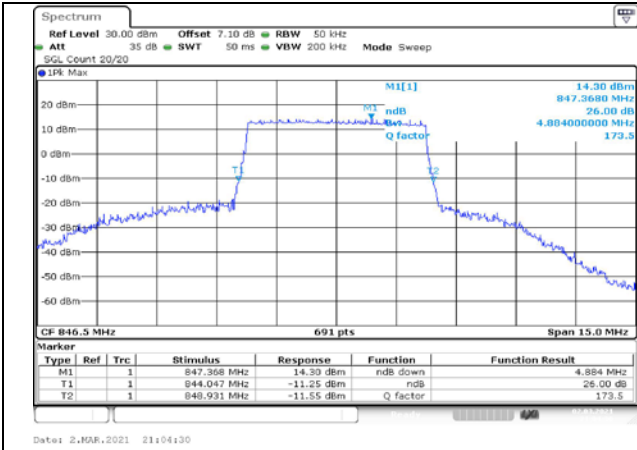


Fig.25

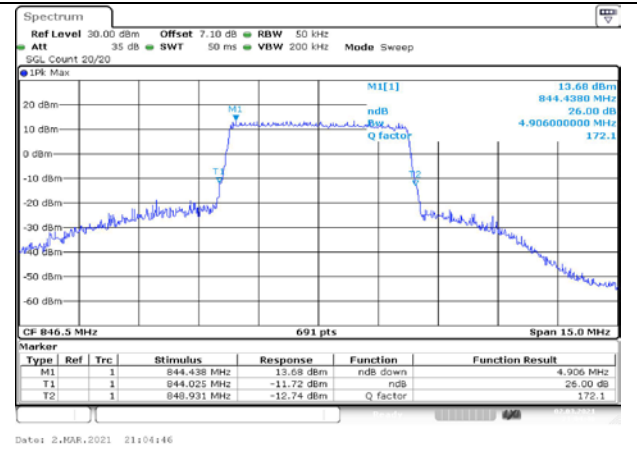


Fig.26

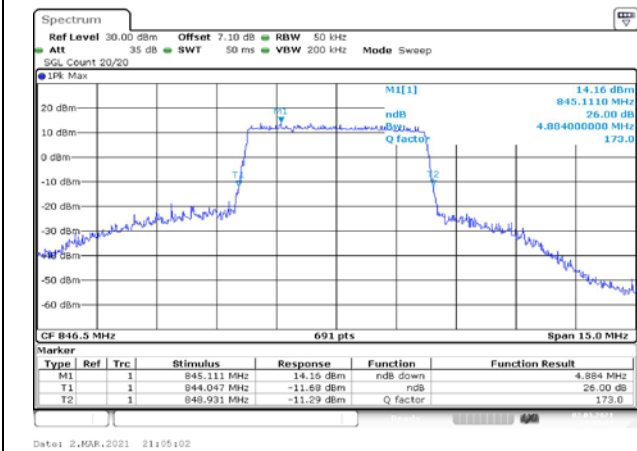


Fig.27

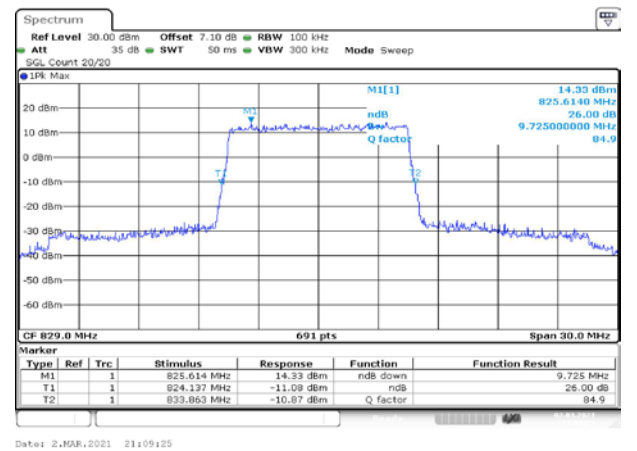


Fig.28

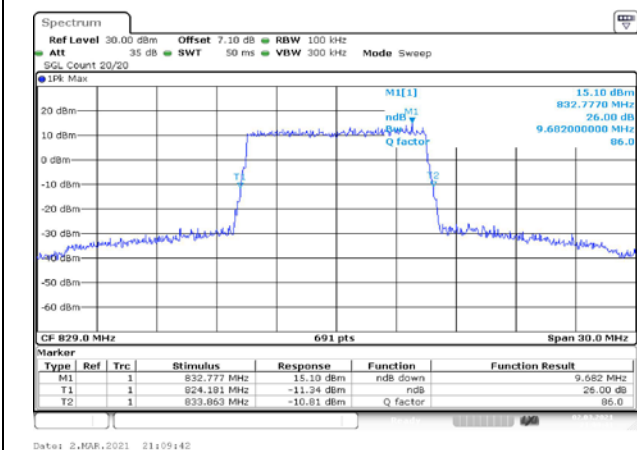


Fig.29

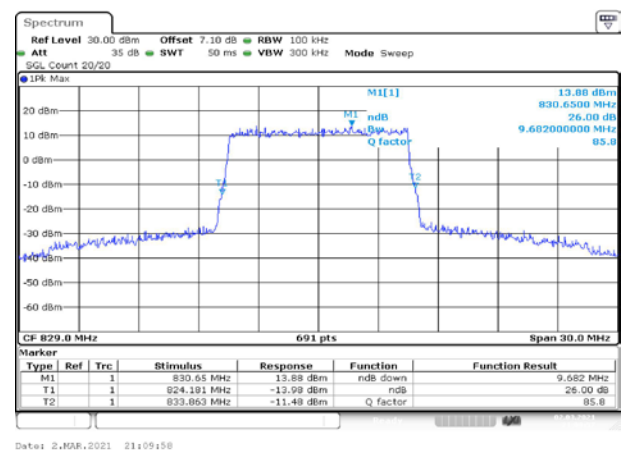


Fig.30

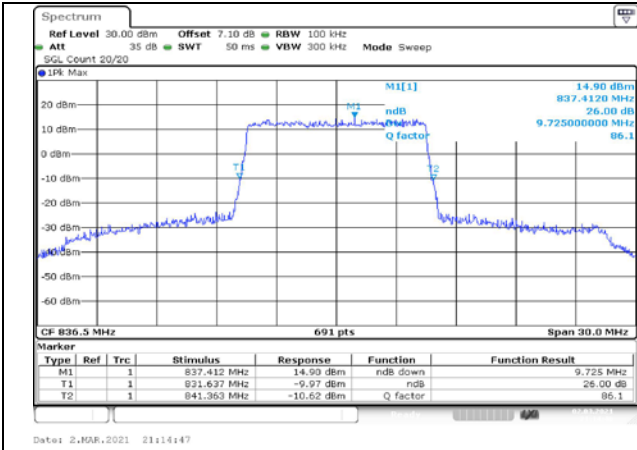


Fig.31

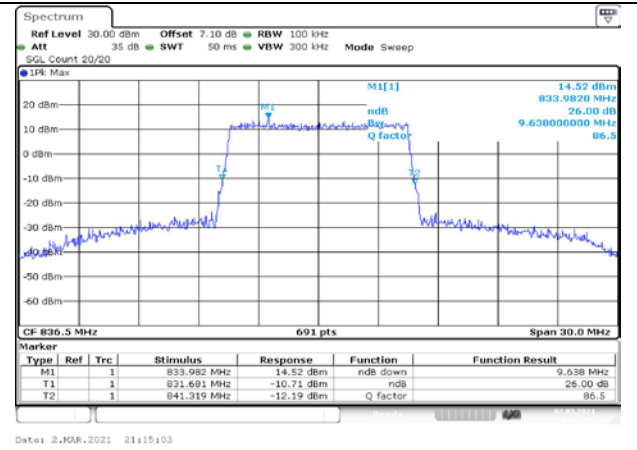


Fig.32

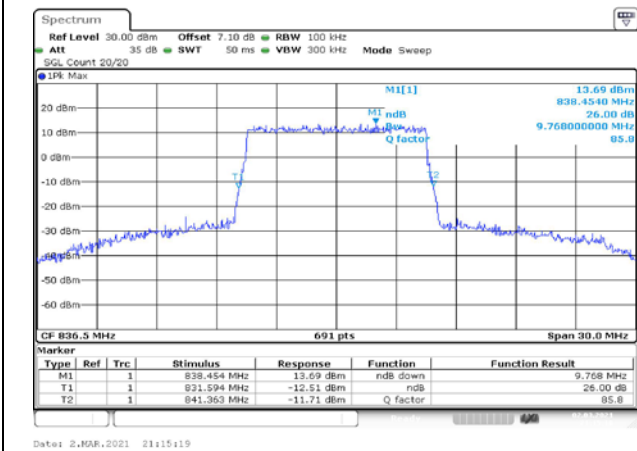


Fig.33

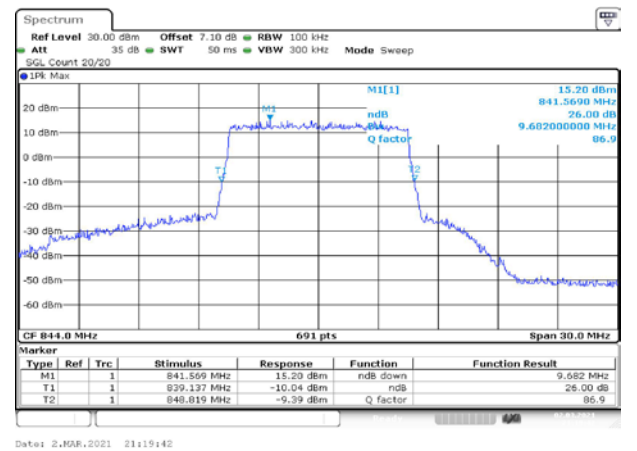


Fig.34

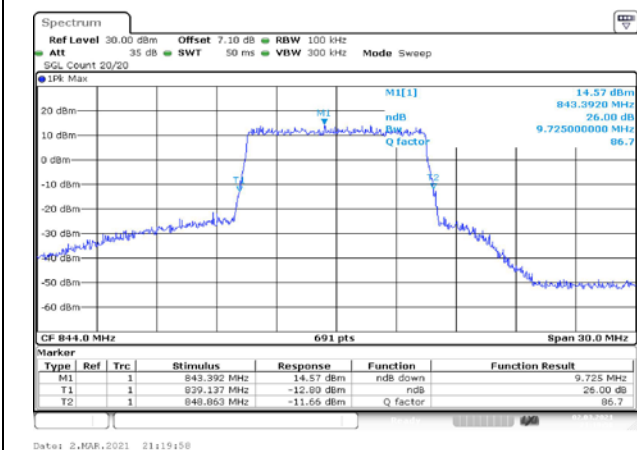


Fig.35

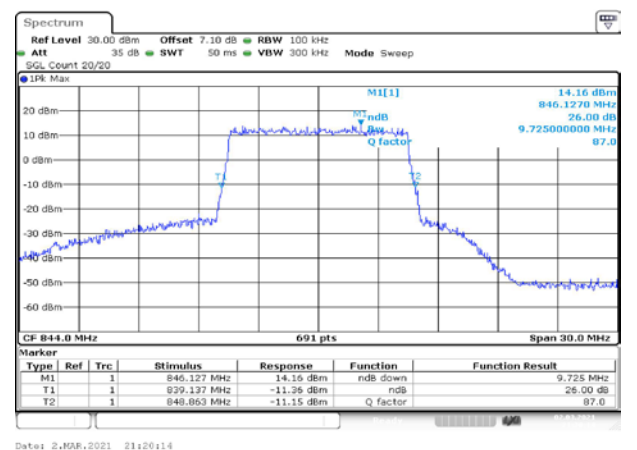


Fig.36

4 Peak-Average Ratio

Band	Carrier frequency (MHz)	Channel	BW (MHz)	RB Size	RB Offset	QPSK	16-QAM	64-QAM
5	824.7	20407	1.4	1	5	Fig.1	Fig.2	Fig.3
	824.7	20407		6	0	Fig.4	Fig.5	Fig.6
	836.5	20525		1	5	Fig.7	Fig.8	Fig.9
	836.5	20525		6	0	Fig.10	Fig.11	Fig.12
	848.3	20643		1	5	Fig.13	Fig.14	Fig.15
	848.3	20643		6	0	Fig.16	Fig.17	Fig.18
	825.5	20415	3	1	14	Fig.19	Fig.20	Fig.21
	825.5	20415		15	0	Fig.22	Fig.23	Fig.24
	836.5	20525		1	14	Fig.25	Fig.26	Fig.27
	836.5	20525		15	0	Fig.28	Fig.29	Fig.30
	847.5	20635		1	14	Fig.31	Fig.32	Fig.33
	847.5	20635		15	0	Fig.34	Fig.35	Fig.36
	826.5	20425	5	1	24	Fig.37	Fig.38	Fig.39
	826.5	20425		25	0	Fig.40	Fig.41	Fig.42
	836.5	20525		1	24	Fig.43	Fig.44	Fig.45
	836.5	20525		25	0	Fig.46	Fig.47	Fig.48
	846.5	20625		1	24	Fig.49	Fig.50	Fig.51
	846.5	20625		25	0	Fig.52	Fig.53	Fig.54
	829	20450	10	1	49	Fig.55	Fig.56	Fig.57
	829	20450		50	0	Fig.58	Fig.59	Fig.60
836.5	20525	1		49	Fig.61	Fig.62	Fig.63	
836.5	20525	50		0	Fig.64	Fig.65	Fig.66	
844	20600	1		49	Fig.67	Fig.68	Fig.69	
844	20600	50		0	Fig.70	Fig.71	Fig.72	

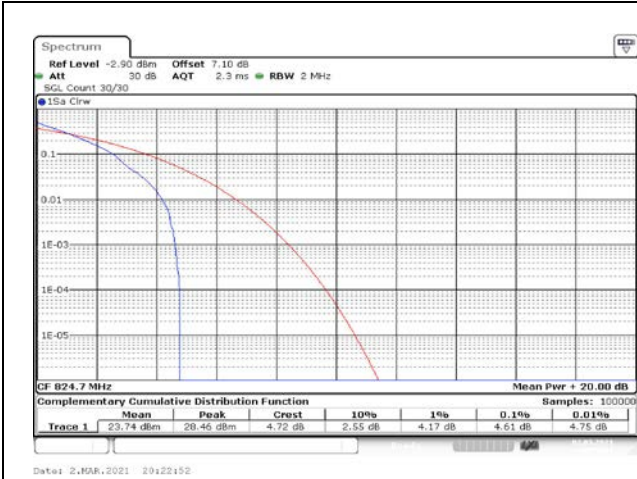


Fig.1

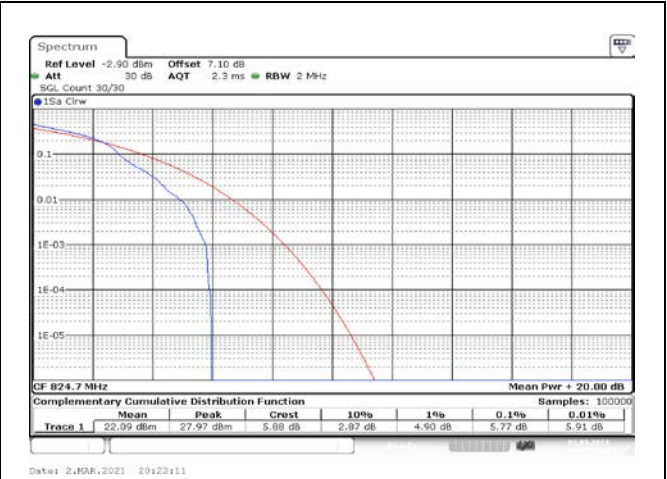


Fig.2

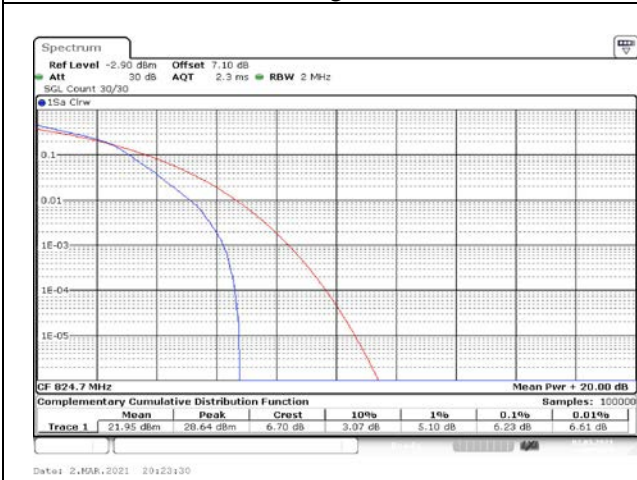


Fig.3

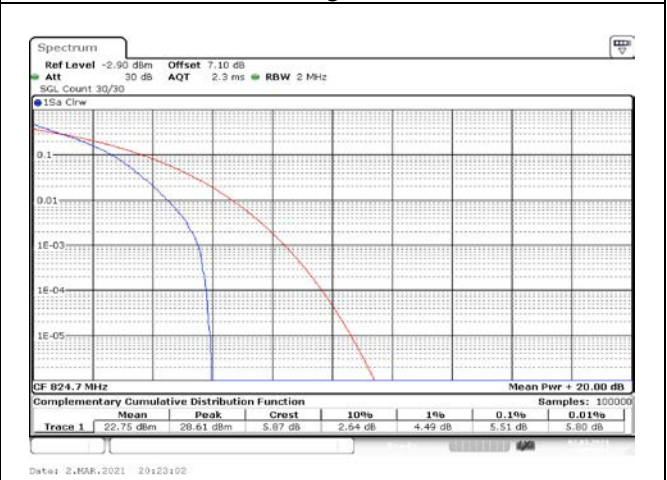


Fig.4

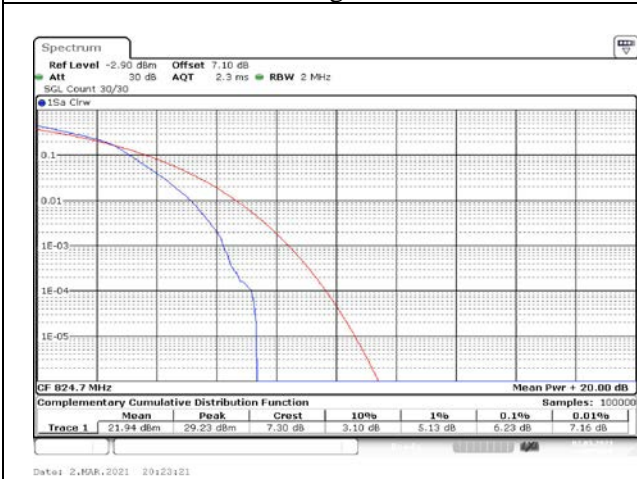


Fig.5

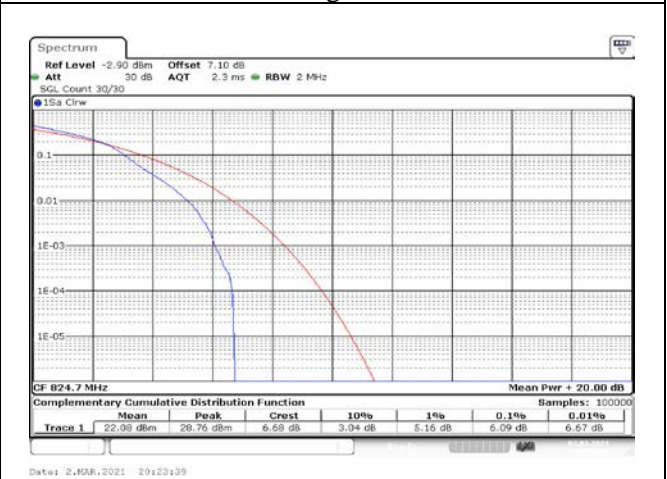


Fig.6

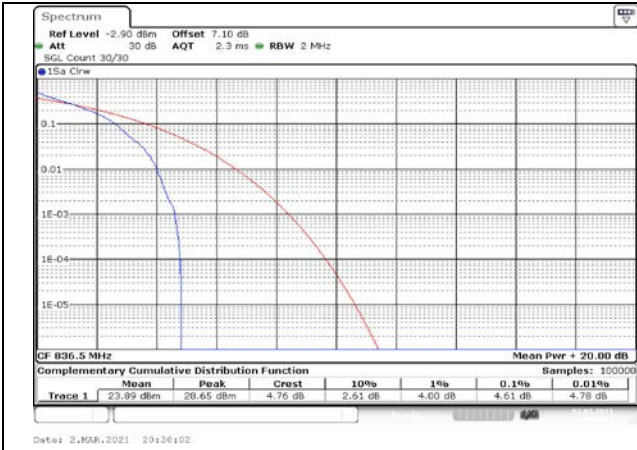


Fig.7

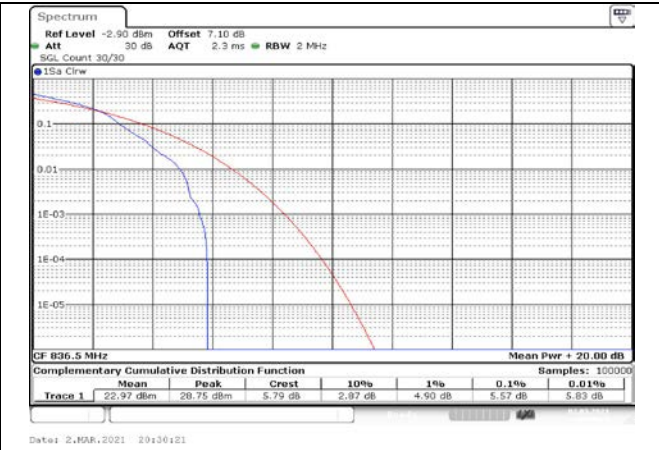


Fig.8

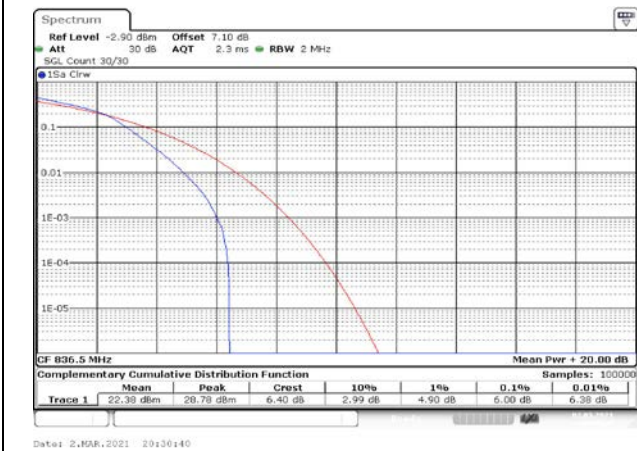


Fig.9

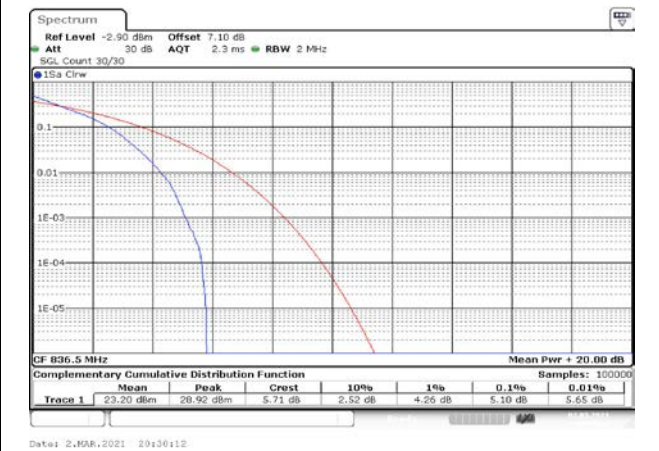


Fig.10

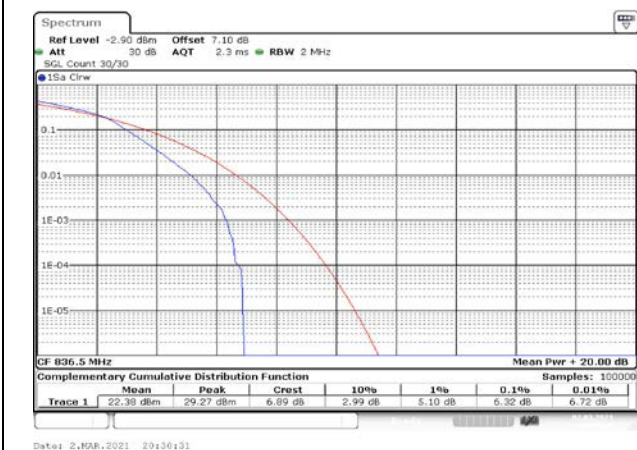


Fig.11

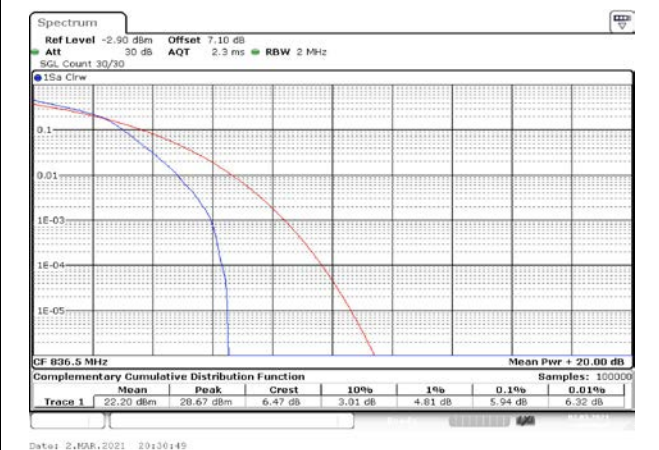


Fig.12

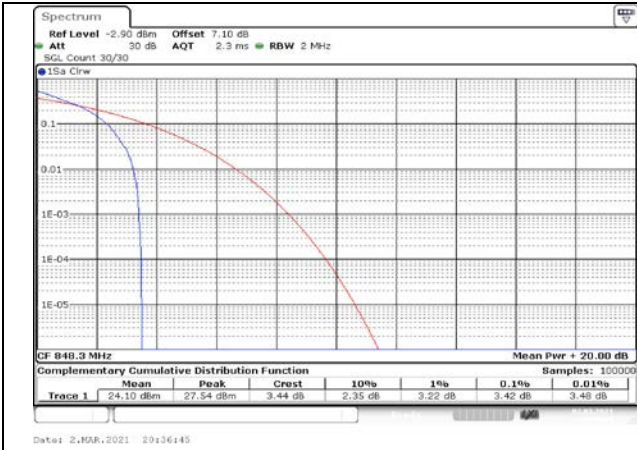


Fig.13

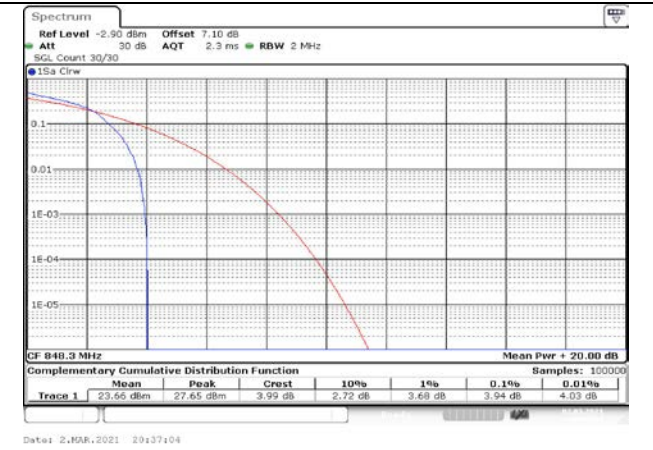


Fig.14

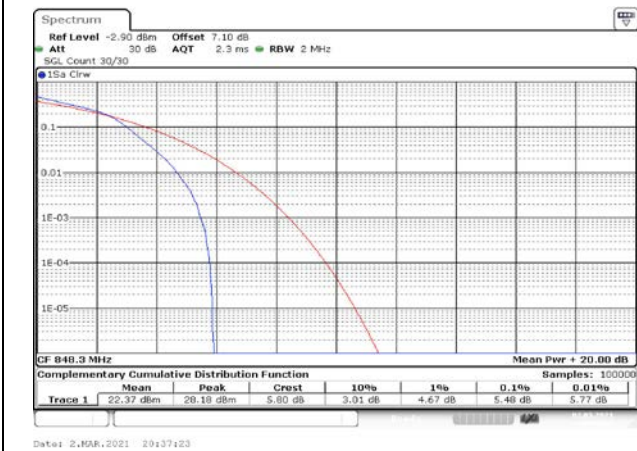


Fig.15

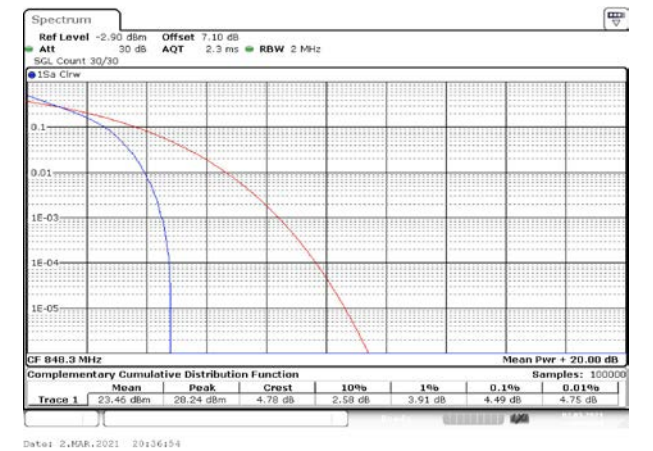


Fig.16

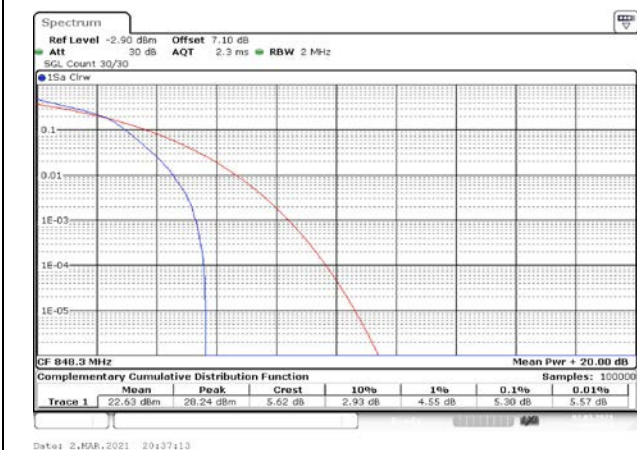


Fig.17

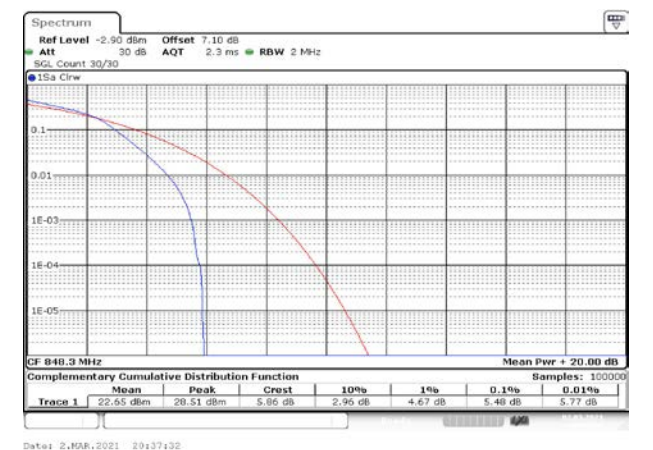


Fig.18