

Appendix B: SAR Measurement results Plots

Plot	Frequency/Mode	Testing Position and Channel	Test Date
1	GSM850	Left Cheek Middle	2019/08/26
2	GSM850/GPRS4Tx	Body Back, Middle ,10mm	2019/08/26
3	GSM1900	Left Cheek Middle	2019/08/28
4	GSM1900/GPRS4Tx	Body Back, Middle ,10mm	2019/08/28
5	GSM1900/GPRS4Tx	Edge C, Middle ,10mm	2019/08/28
6	WCDMA1900	Left Cheek Middle	2019/08/28
7	WCDMA1900	Body Back, Middle ,10mm	2019/08/28
8	WCDMA1900	Edge C, Middle ,10mm	2019/08/28
9	WCDMA850	Right Cheek Middle	2019/08/26
10	WCDMA850	Body Back, Middle ,10mm	2019/08/26
11	LTE Band2	Left Cheek Middle	2019/08/28
12	LTE Band2	Body Back, Middle ,10mm	2019/08/28
13	LTE Band2	Edge C, Middle ,10mm	2019/08/28
14	LTE Band4	Left Cheek Middle	2019/08/27
15	LTE Band4	Body Back, Middle ,10mm	2019/08/27
16	LTE Band4	Edge C, Middle ,10mm	2019/08/27
17	LTE Band5	Right Cheek Middle	2019/08/26
18	LTE Band5	Body Back, Middle ,10mm	2019/08/26
19	LTE Band7	Left Cheek Middle	2019/08/30
20	LTE Band7	Body Back, Middle ,10mm	2019/08/30
21	WIFI 2.4G 802.11b	Left Cheek Middle	2019/08/29
22	WIFI 2.4G 802.11b	Body Back, Middle ,10mm	2019/08/29
23	BT 3.0 GFSK	Right Cheek Middle	2019/08/29
24	BT 3.0 GFSK	Body Back, Middle ,10mm	2019/08/29
25	WIFI 5G 802.11a	Right Cheek Middle	2019/08/31
26	WIFI 5G 802.11a	Body Back, Middle ,10mm	2019/08/31

Plot 1: GSM850, Left Cheek, Middle

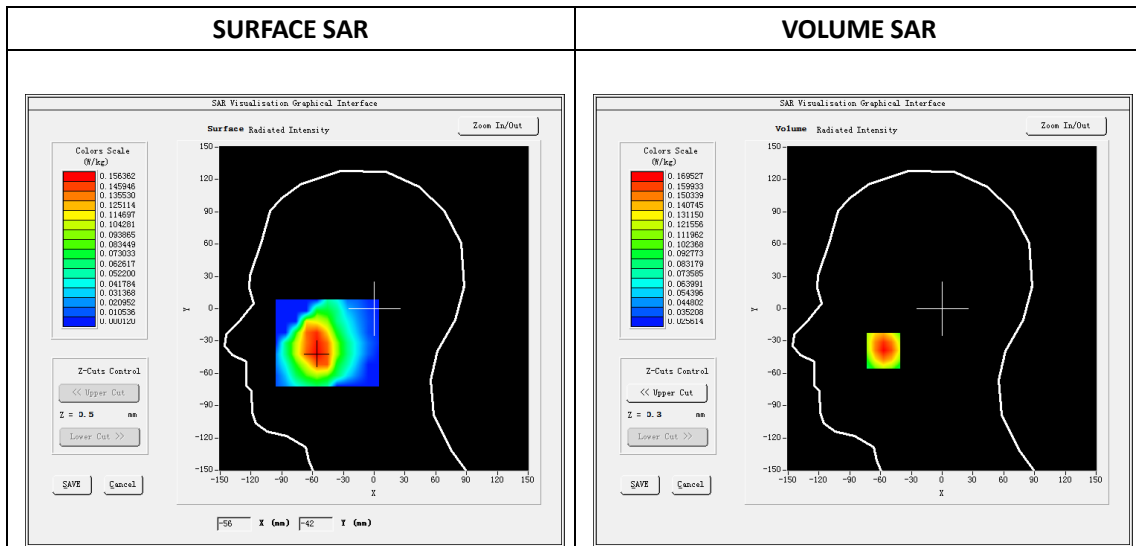
Type: Phone measurement
 Date of measurement: 08/26/2019
 Measurement duration: 22 minutes 02 seconds
 Mobile Phone IMEI number: --

A. Experimental conditions.

Area Scan	dx=8mm dy=8mm
ZoomScan	5x5x7,dx=8mm dy=8mm dz=5mm
Phantom	Validation plane
Device Position	Left Cheek
Band	GSM850
Channels	190
Signal	GSM (Duty cycle: 1:8.3)

B. SAR Measurement Results

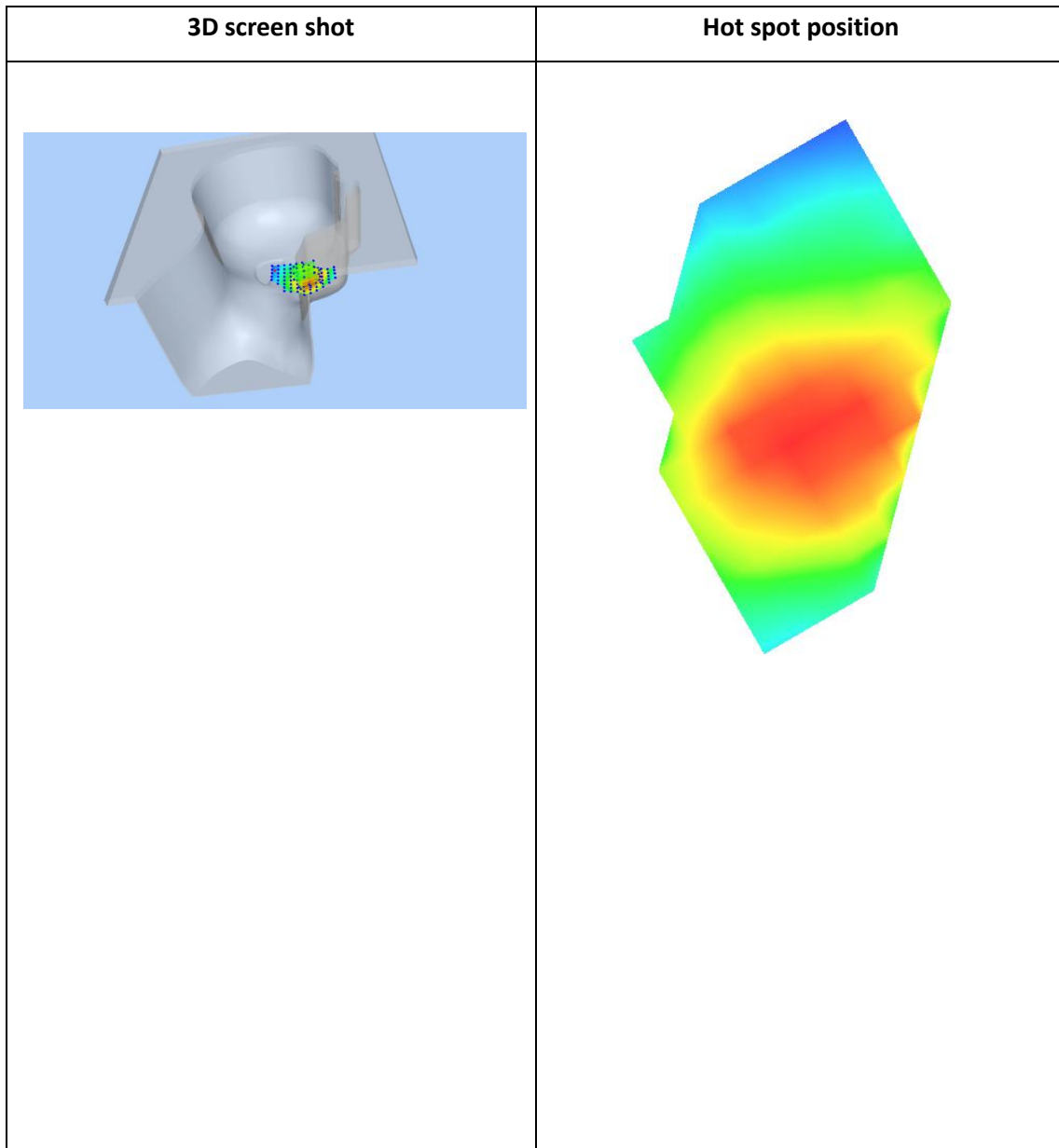
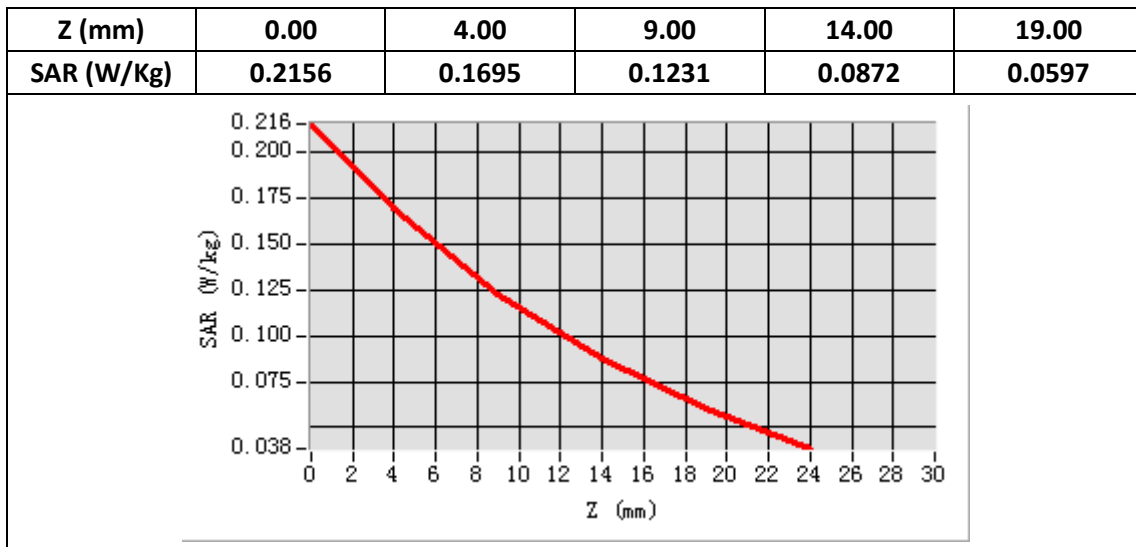
E-Field Probe	SATIMO SN_27/15_EPG0261
Frequency (MHz)	836.6
Relative permittivity (real part)	41.52
Relative permittivity (imaginary part)	20.69
Conductivity (S/m)	0.96
Variation (%)	-2.78
ConvF:	1.92



Maximum location: X=-57.00, Y=-39.00

SAR Peak: 0.22W/kg

SAR 10g (W/Kg)	0.109800
SAR 1g (W/Kg)	0.161840



Plot 2: GPRS850, Back, Middle,10mm

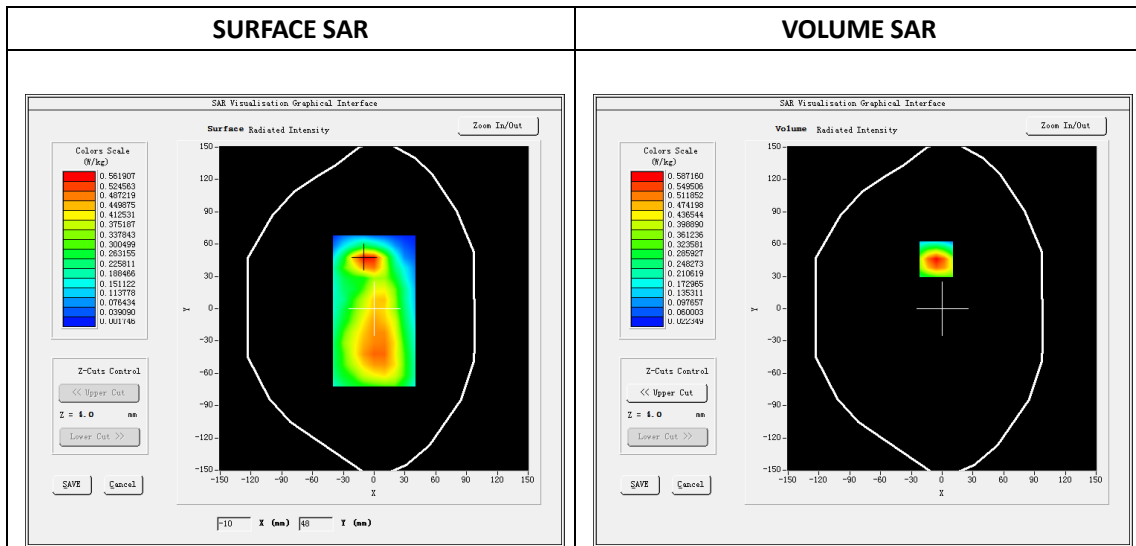
Type: Phone measurement
 Date of measurement: 08/26/2019
 Measurement duration: 22 minutes 04 seconds
 Mobile Phone IMEI number: --

A. Experimental conditions.

Area Scan	dx=8mm dy=8mm
ZoomScan	5x5x7,dx=8mm dy=8mm dz=5mm
Phantom	Validation plane
Device Position	Back
Band	GSPRS850_4Tx
Channels	190
Signal	GPRS(Duty cycle: 1:2)

B. SAR Measurement Results

E-Field Probe	SATIMO SN_27/15_EPG0261
Frequency (MHz)	836.6
Relative permittivity (real part)	55.57
Relative permittivity (imaginary part)	20.48
Conductivity (S/m)	0.95
Variation (%)	-0.15
ConvF:	1.99

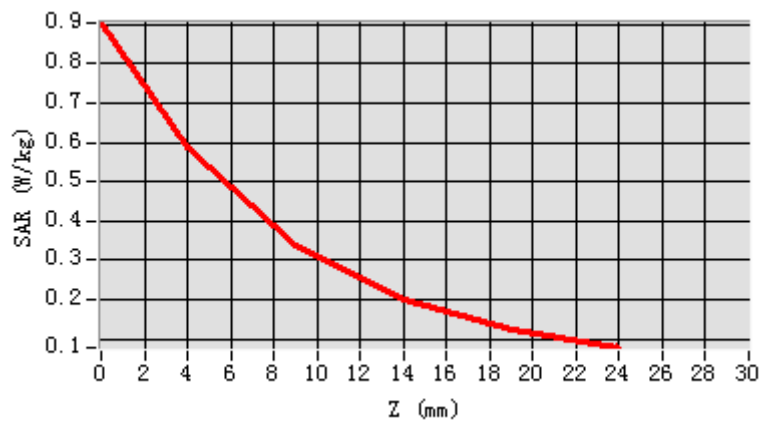


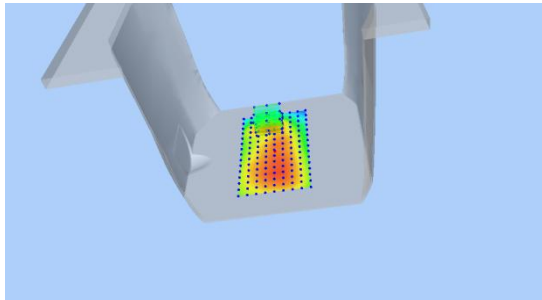
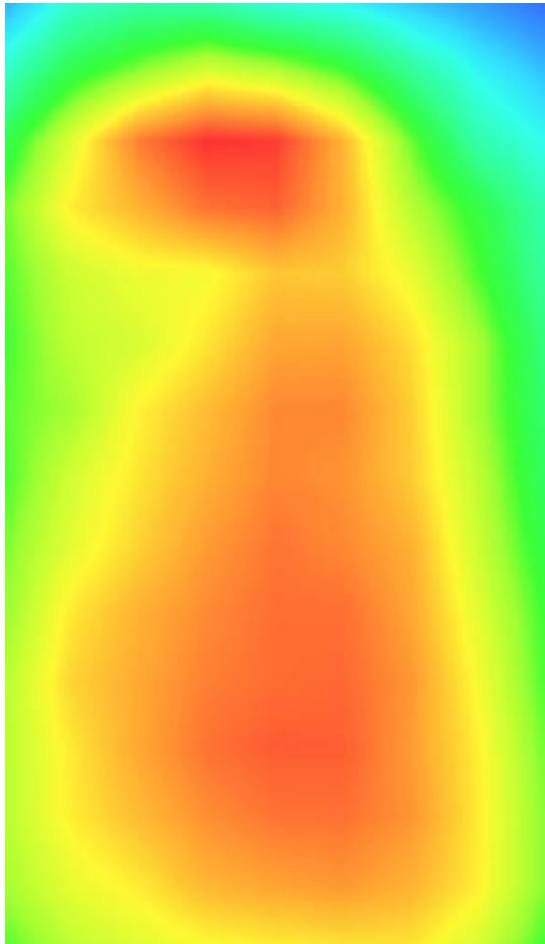
Maximum location: X=-6.00, Y=46.00

SAR Peak: 0.92 W/kg

SAR 10g (W/Kg)	0.306894
SAR 1g (W/Kg)	0.563089

Z (mm)	0.00	4.00	9.00	14.00	19.00
SAR (W/Kg)	0.9038	0.5872	0.3368	0.1972	0.1228



3D screen shot	Hot spot position
	

Plot 3: GSM1900, Left Cheek, Middle

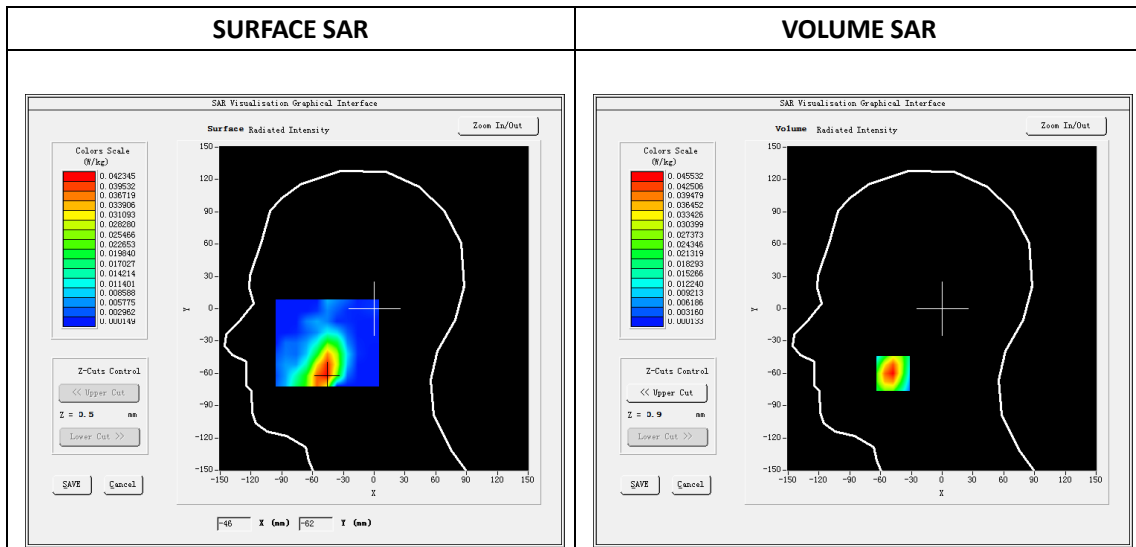
Type: Phone measurement
 Date of measurement: 08/28/2019
 Measurement duration: 22 minutes 01 seconds
 Mobile Phone IMEI number: --

A. Experimental conditions.

Area Scan	dx=8mm dy=8mm
Zoom Scan	5x5x7,dx=8mm dy=8mm dz=5mm
Phantom	Validation plane
Device Position	Left Cheek
Band	GSM1900
Channels	661
Signal	GSM (Duty cycle: 1:8.3)

B. SAR Measurement Results

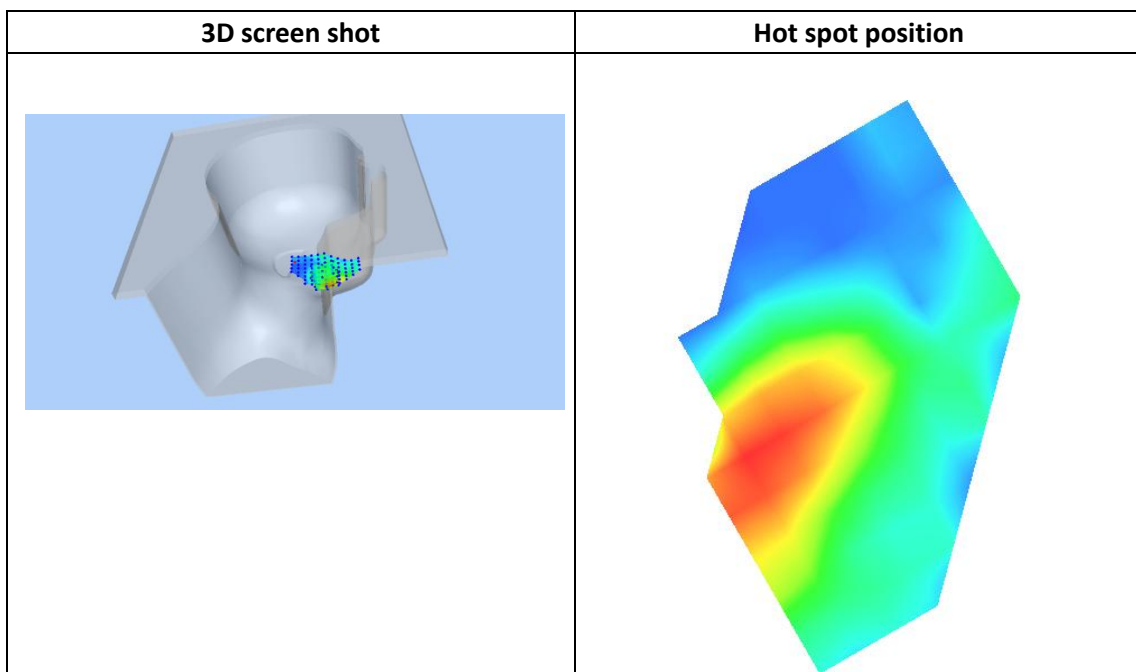
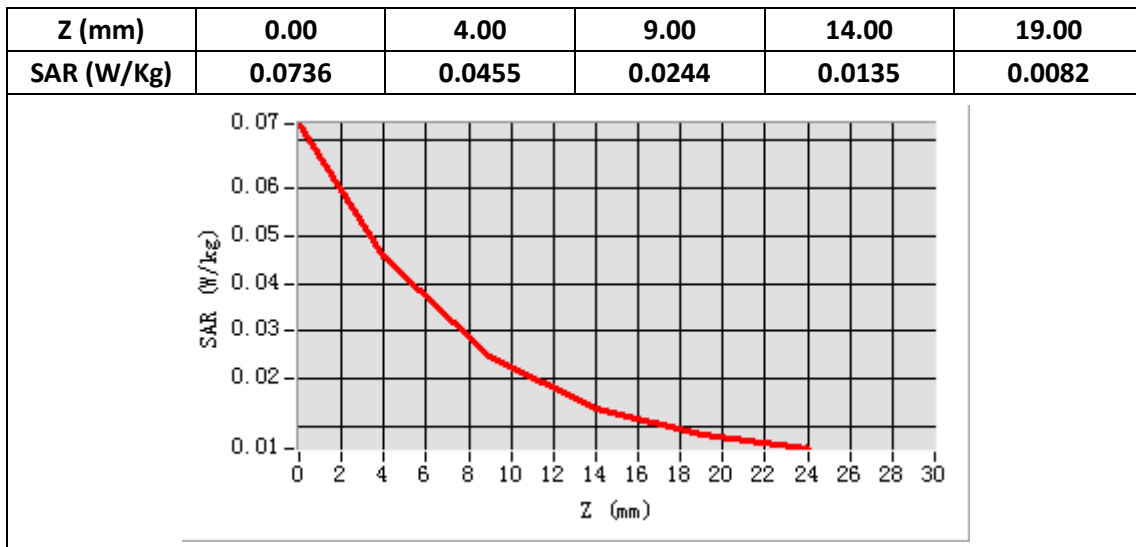
E-Field Probe	SATIMO SN_27/15_EPG0261
Frequency (MHz)	1880
Relative permittivity (real part)	40.76
Relative permittivity (imaginary part)	13.55
Conductivity (S/m)	1.43
Variation (%)	2.82
ConvF:	2.34



Maximum location: X=-48.00, Y=-60.00

SAR Peak: 0.07 W/kg

SAR 10g (W/Kg)	0.022939
SAR 1g (W/Kg)	0.043085



Plot 4: GPRS1900, Back, Middle ,10mm

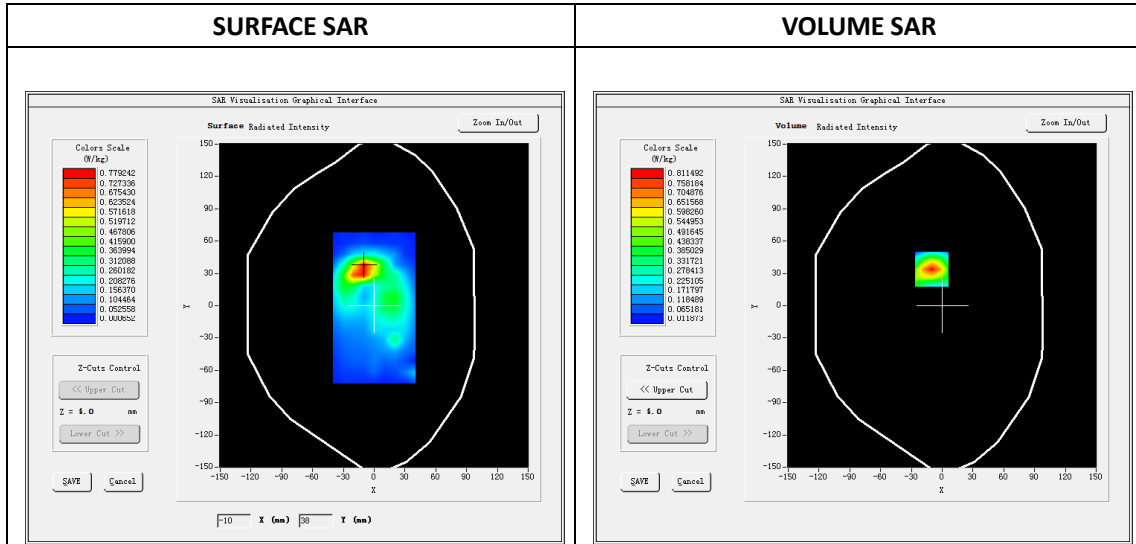
Type: Phone measurement
 Date of measurement: 08/28/2019
 Measurement duration: 22 minutes 06 seconds
 Mobile Phone IMEI number: --

A. Experimental conditions.

Area Scan	dx=8mm dy=8mm
Zoom Scan	5x5x7,dx=8mm dy=8mm dz=5mm
Phantom	Validation plane
Device Position	Back
Band	GPRS1900_4Tx
Channels	661
Signal	GPRS(Duty cycle: 1:2)

B. SAR Measurement Results

E-Field Probe	SATIMO SN_27/15_EPG0261
Frequency (MHz)	1880
Relative permittivity (real part)	53.62
Relative permittivity (imaginary part)	14.87
Conductivity (S/m)	1.57
Variation (%)	-4.51
ConvF:	2.39

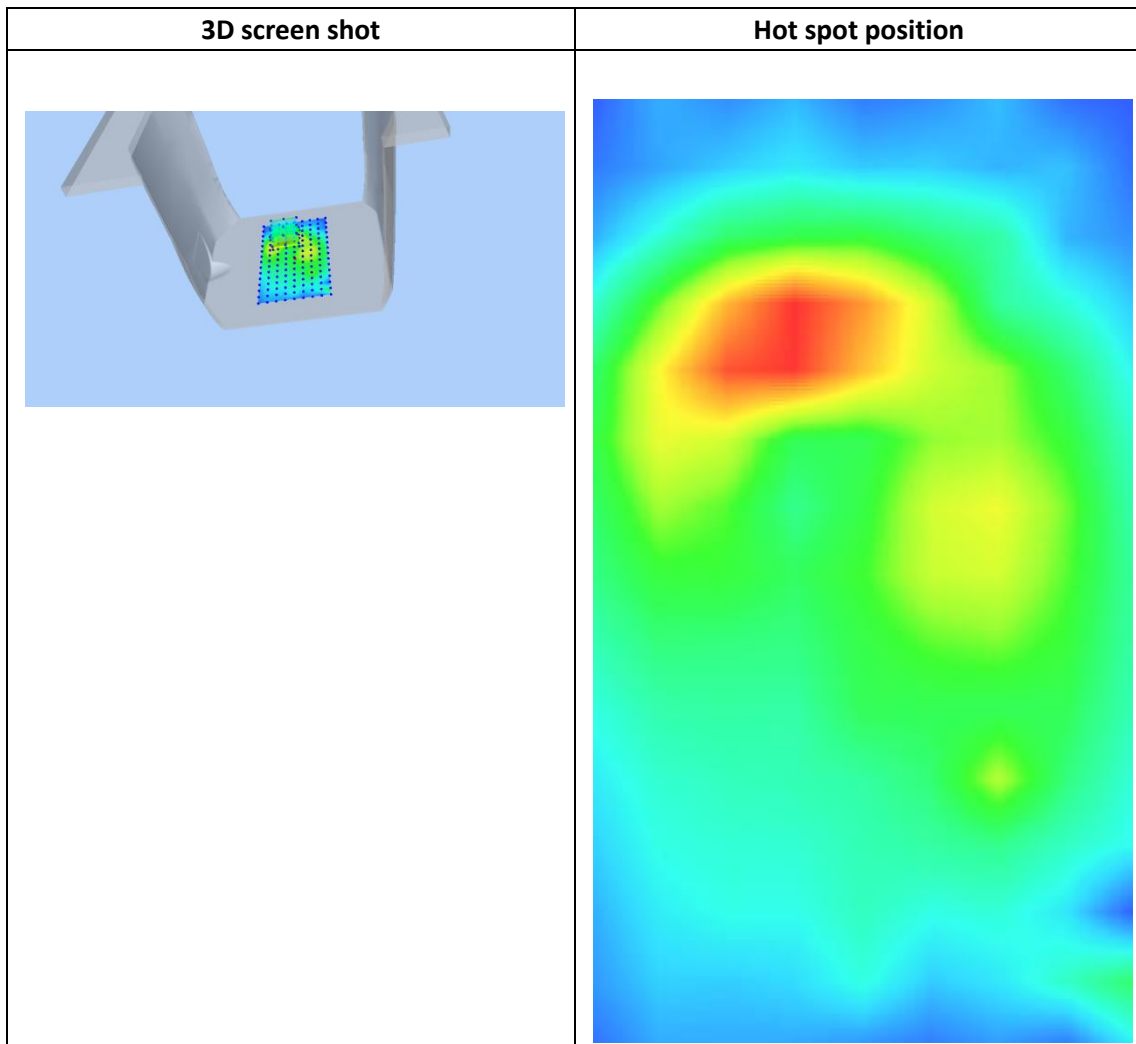
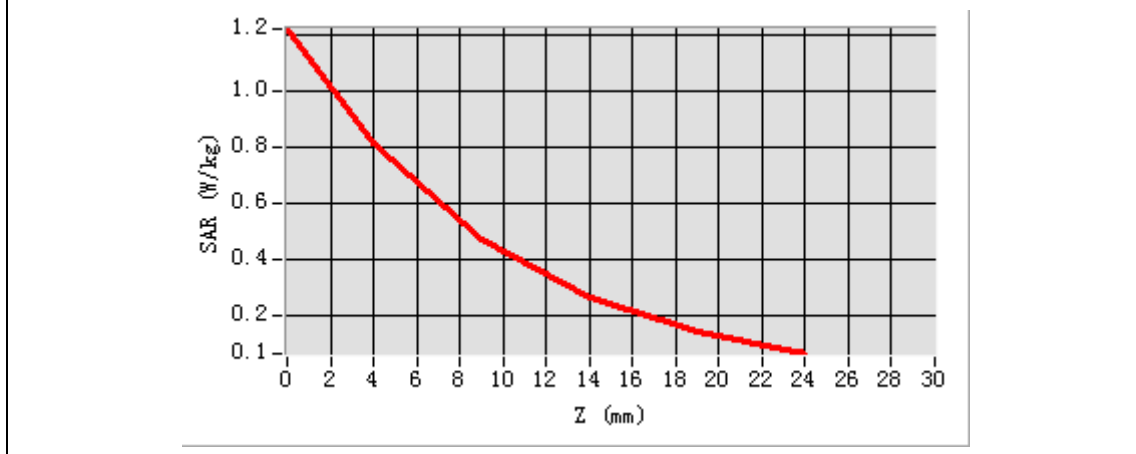


Maximum location: X=-10.00, Y=34.00

SAR Peak: 1.22W/kg

SAR 10g (W/Kg)	0.370449
SAR 1g (W/Kg)	0.735974

Z (mm)	0.00	4.00	9.00	14.00	19.00
SAR (W/Kg)	1.2178	0.8115	0.4706	0.2629	0.1407



Plot 5: GPRS1900, Edge C, Middle ,10mm

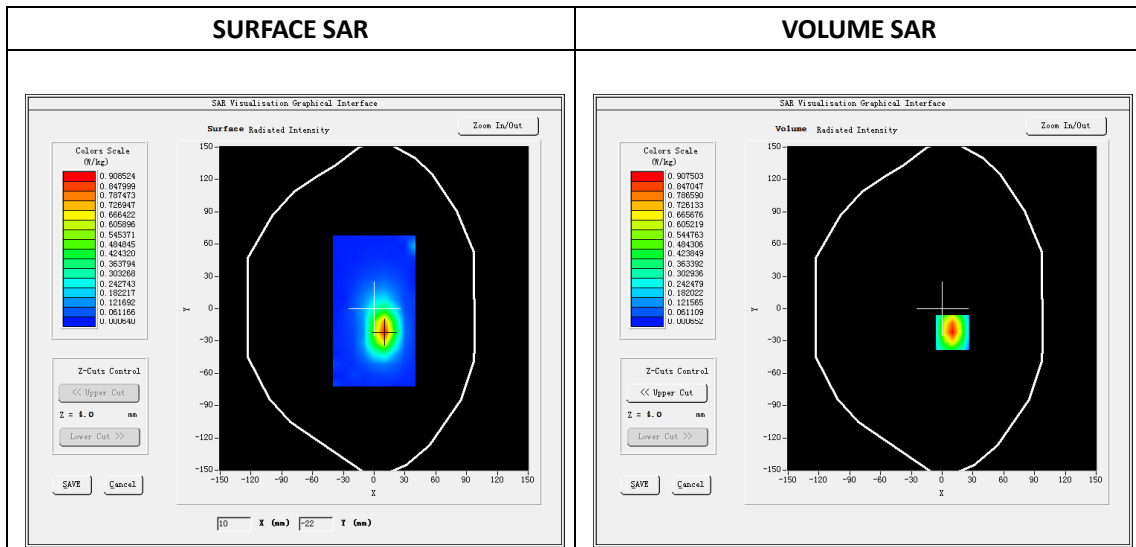
Type: Phone measurement
 Date of measurement: 08/28/2019
 Measurement duration: 22 minutes 05 seconds
 Mobile Phone IMEI number: --

A. Experimental conditions.

Area Scan	dx=8mm dy=8mm
Zoom Scan	5x5x7,dx=8mm dy=8mm dz=5mm
Phantom	Validation plane
Device Position	Edge C
Band	GPRS1900_4Tx
Channels	661
Signal	GPRS(Duty cycle: 1:2)

B. SAR Measurement Results

E-Field Probe	SATIMO SN_27/15_EPG0261
Frequency (MHz)	1880
Relative permittivity (real part)	53.62
Relative permittivity (imaginary part)	14.87
Conductivity (S/m)	1.57
Variation (%)	-3.72
ConvF:	2.39

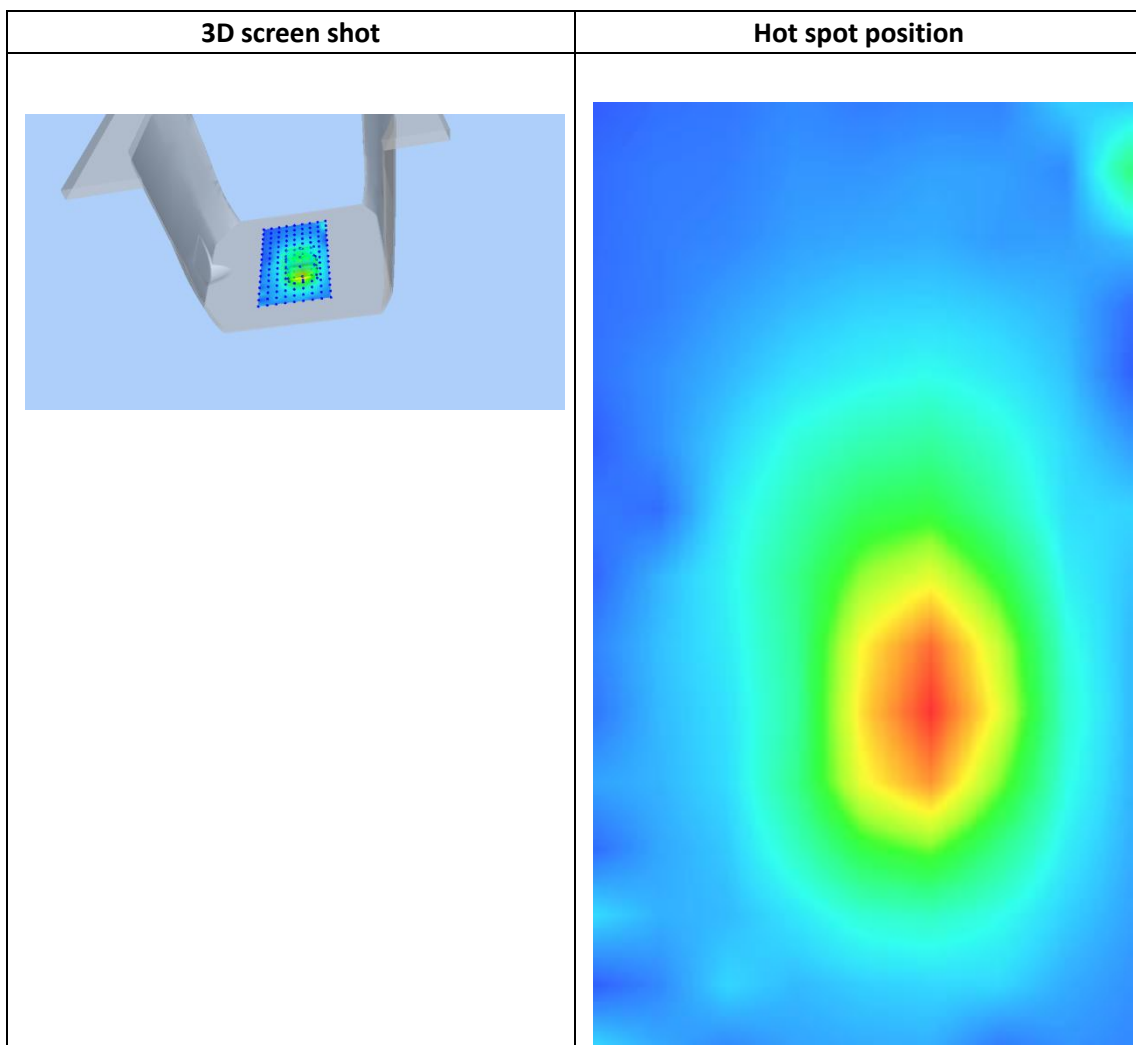
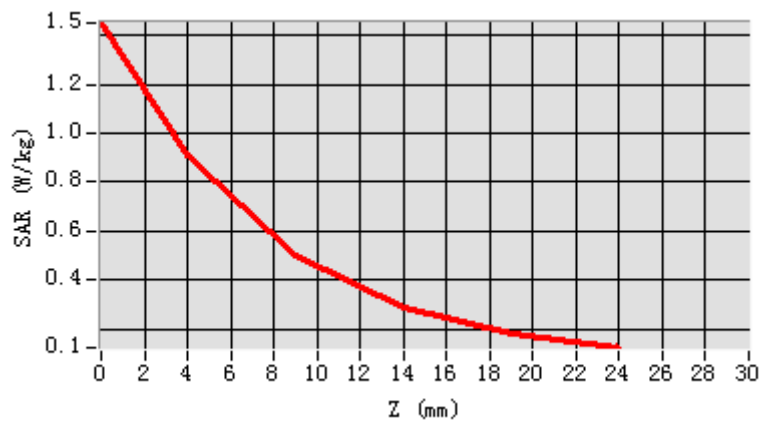


Maximum location: X=10.00, Y=-22.00

SAR Peak: 1.47W/kg

SAR 10g (W/Kg)	0.419686
SAR 1g (W/Kg)	0.835293

Z (mm)	0.00	4.00	9.00	14.00	19.00
SAR (W/Kg)	1.4500	0.9075	0.4973	0.2842	0.1811



Plot 6: WCDMA1900, Left Cheek, Middle,10mm

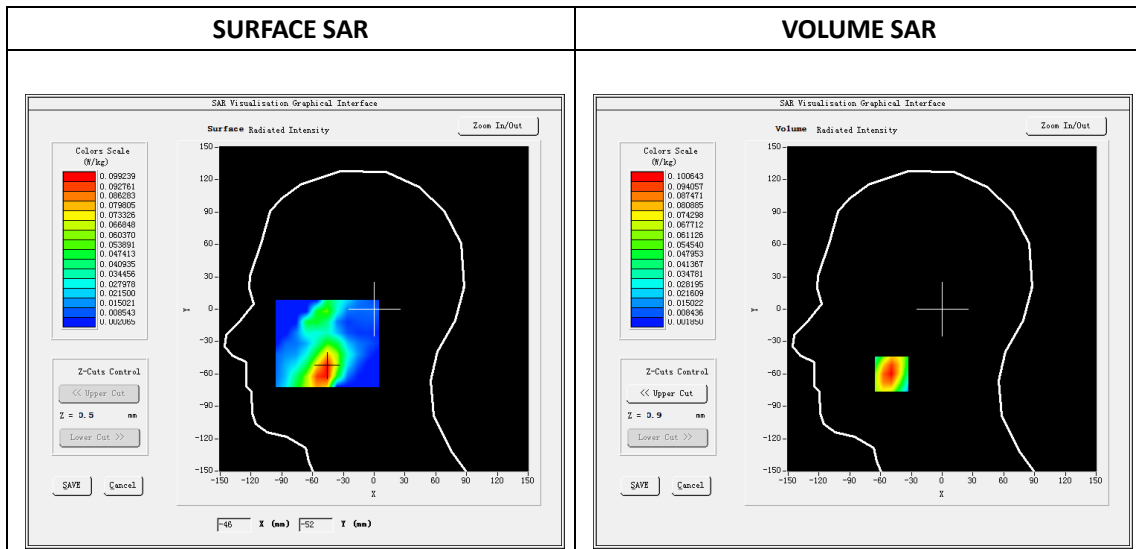
Type: Phone measurement
 Date of measurement: 08/28/2019
 Measurement duration: 22 minutes 07 seconds
 Mobile Phone IMEI number: --

A. Experimental conditions.

Area Scan	dx=8mm dy=8mm
ZoomScan	5x5x7,dx=8mm dy=8mm dz=5mm
Phantom	Validation plane
Device Position	Left Cheek
Band	Band2_WCDMA1900
Channels	9400
Signal	WCDMA (Duty cycle: 1:1)

B. SAR Measurement Results

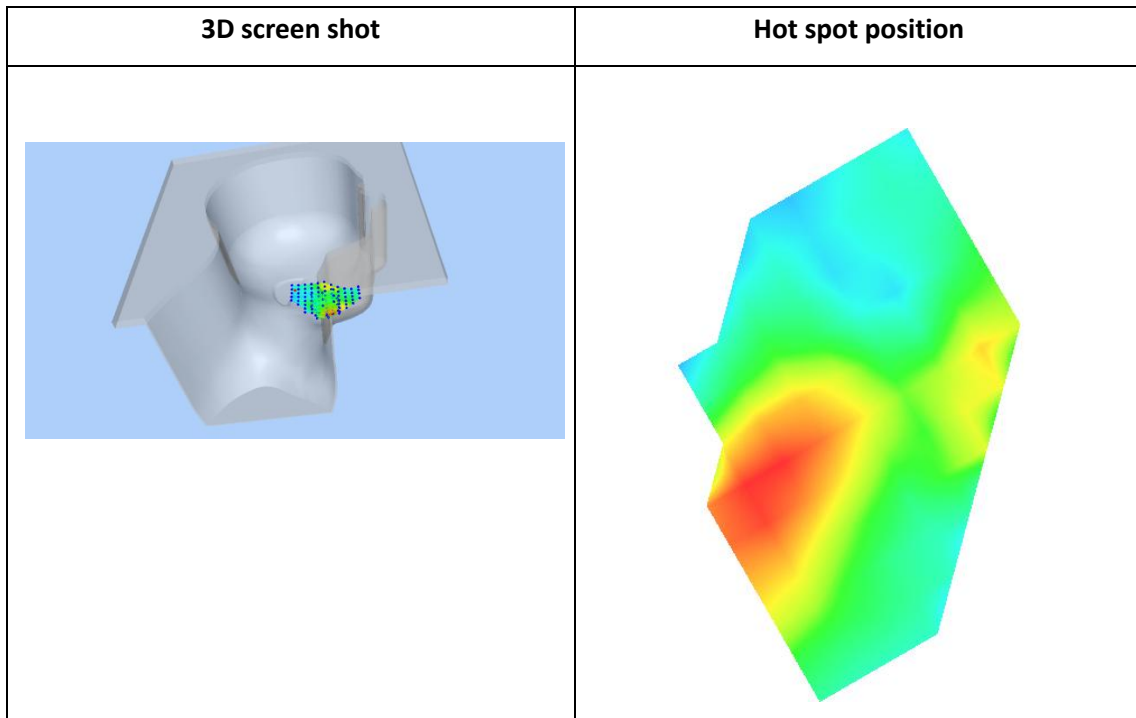
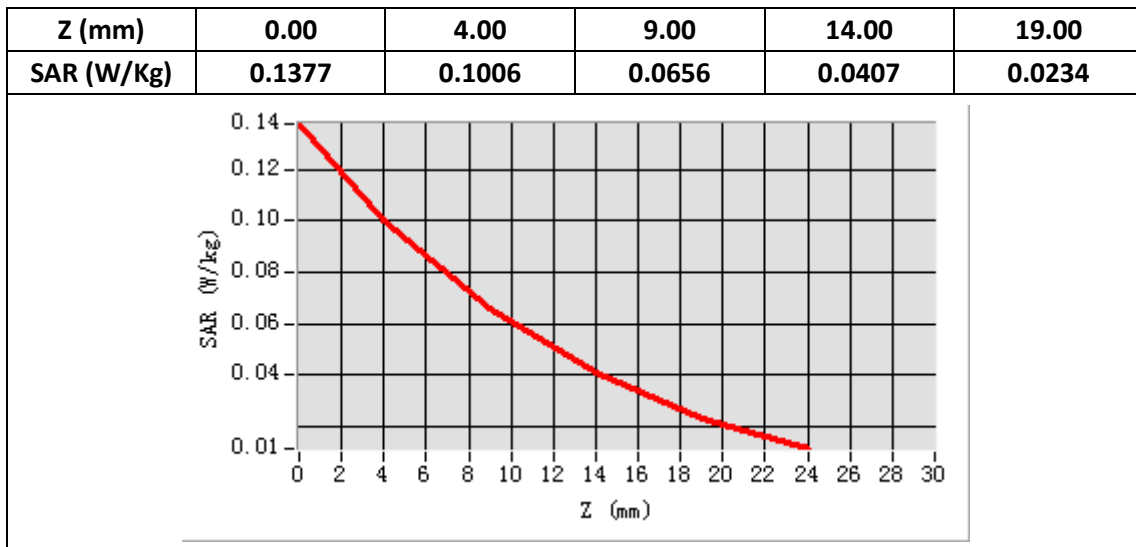
E-Field Probe	SATIMO SN_27/15_EPG0261
Frequency (MHz)	1880
Relative permittivity (real part)	40.76
Relative permittivity (imaginary part)	13.55
Conductivity (S/m)	1.43
Variation (%)	1.53
ConvF:	2.34



Maximum location: X=-49.00, Y=-60.00

SAR Peak: 0.14W/kg

SAR 10g (W/Kg)	0.055550
SAR 1g (W/Kg)	0.094604



Plot 7: WCDMA1900, Back, Middle,10mm

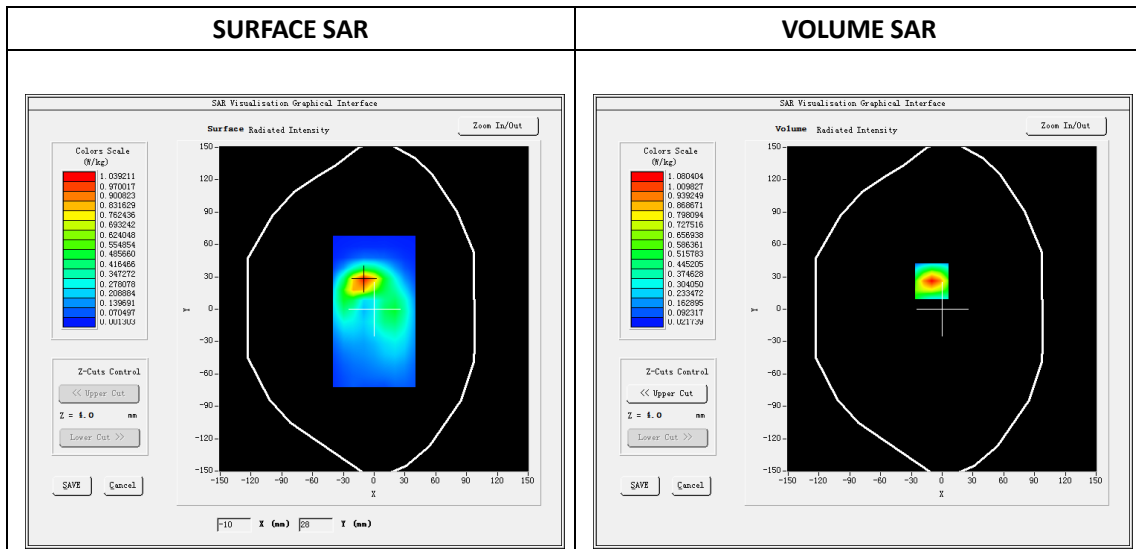
Type: Phone measurement
 Date of measurement: 08/28/2019
 Measurement duration: 22 minutes 03 seconds
 Mobile Phone IMEI number: --

A. Experimental conditions.

Area Scan	dx=8mm dy=8mm
ZoomScan	5x5x7,dx=8mm dy=8mm dz=5mm
Phantom	Validation plane
Device Position	Back
Band	Band2_WCDMA1900
Channels	9400
Signal	WCDMA (Duty cycle: 1:1)

B. SAR Measurement Results

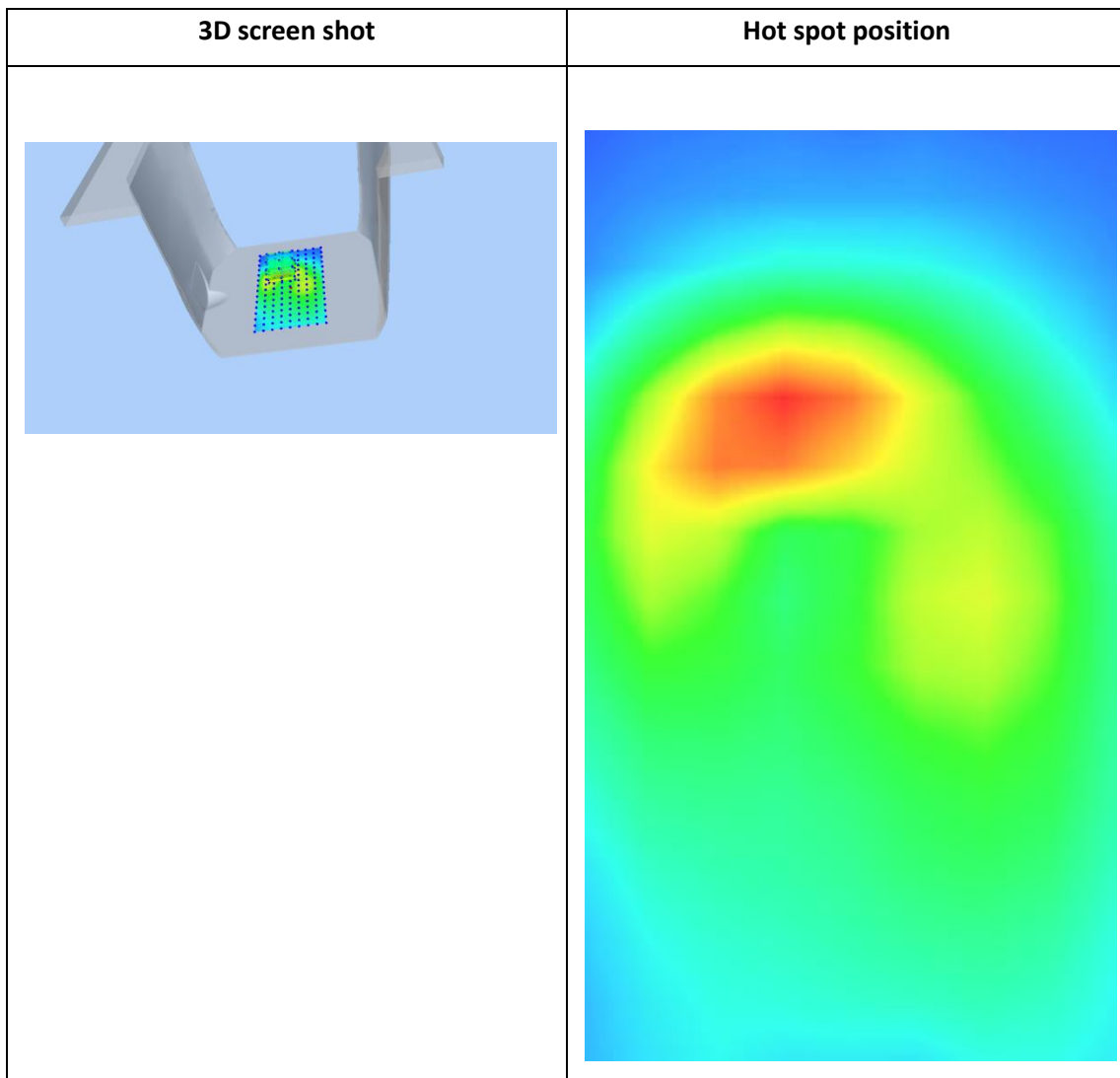
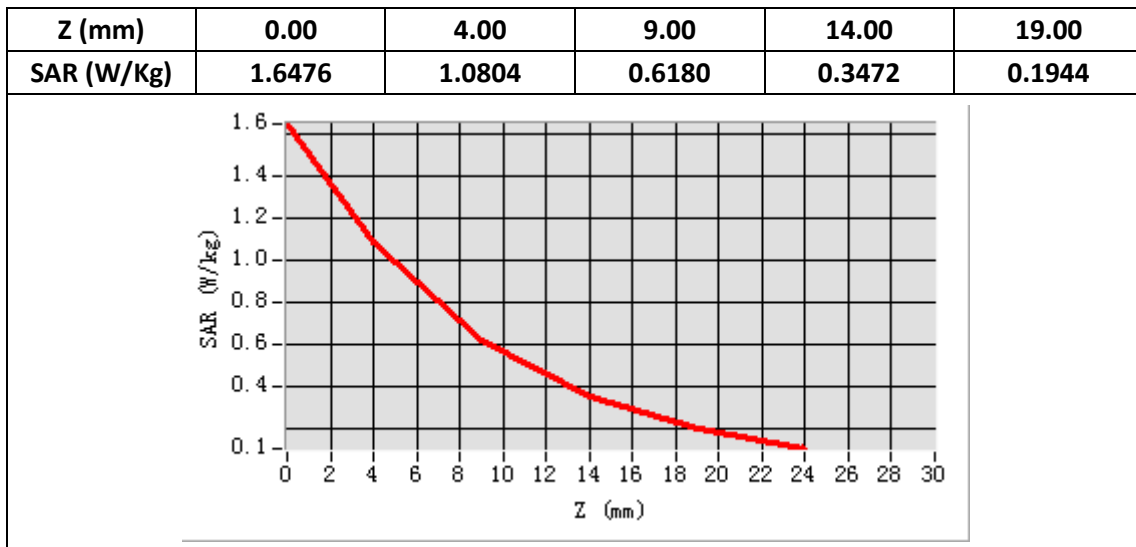
E-Field Probe	SATIMO SN_27/15_EPG0261
Frequency (MHz)	1880
Relative permittivity (real part)	53.62
Relative permittivity (imaginary part)	14.87
Conductivity (S/m)	1.57
Variation (%)	-2.19
ConvF:	2.39



Maximum location: X=-10.00, Y=26.00

SAR Peak: 1.65W/kg

SAR 10g (W/Kg)	0.500043
SAR 1g (W/Kg)	0.980969



Plot 8: WCDMA1900, Edge C, Middle,10mm

Type: Phone measurement

Date of measurement: 08/28/2019

Measurement duration: 22 minutes 08 seconds

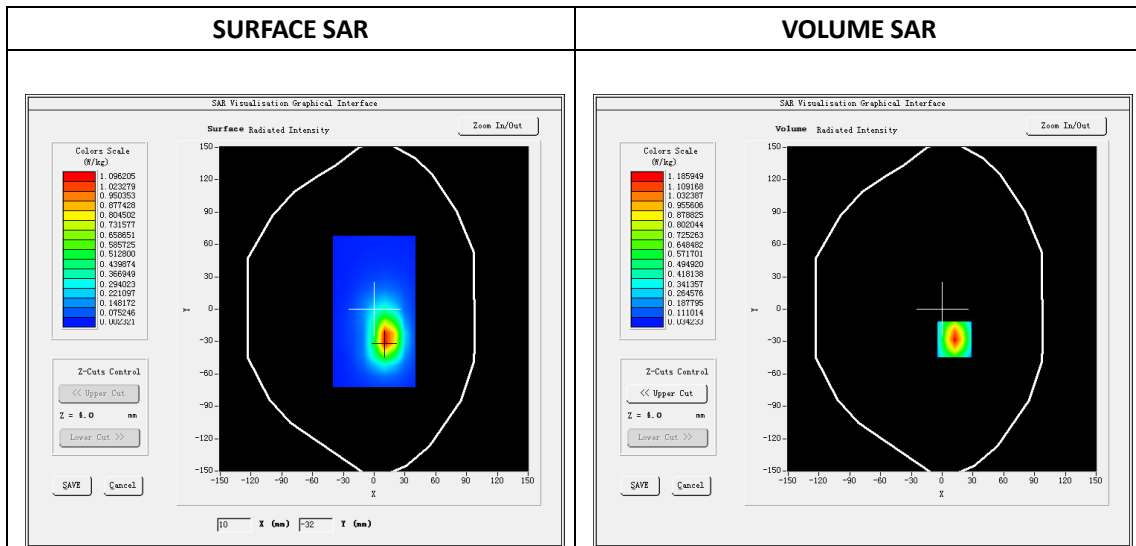
Mobile Phone IMEI number: --

A. Experimental conditions.

Area Scan	dx=8mm dy=8mm
ZoomScan	5x5x7,dx=8mm dy=8mm dz=5mm
Phantom	Validation plane
Device Position	Edge C
Band	Band2_WCDMA1900
Channels	9400
Signal	WCDMA (Duty cycle: 1:1)

B. SAR Measurement Results

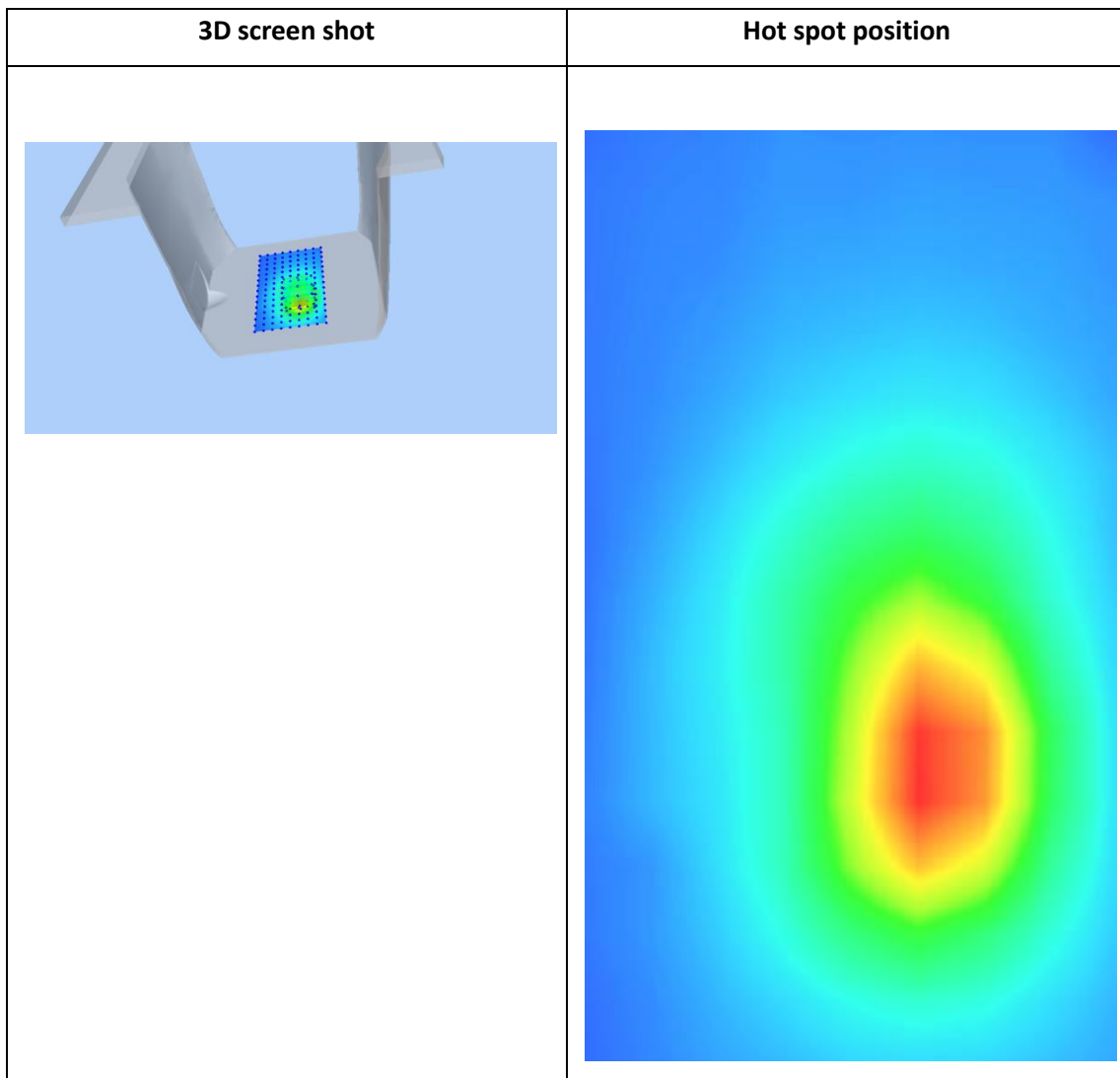
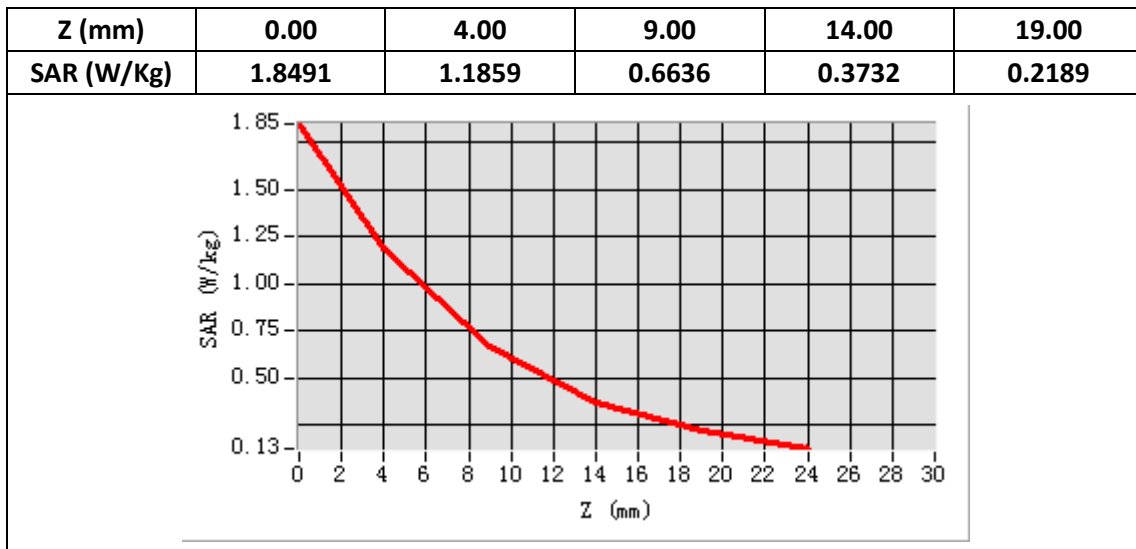
E-Field Probe	SATIMO SN_27/15_EPG0261
Frequency (MHz)	1880
Relative permittivity (real part)	53.62
Relative permittivity (imaginary part)	14.87
Conductivity (S/m)	1.57
Variation (%)	-0.35
ConvF:	2.39



Maximum location: X=12.00, Y=-28.00

SAR Peak: 1.85W/kg

SAR 10g (W/Kg)	0.549162
SAR 1g (W/Kg)	1.100475



Plot 9: WCDMA850, Right Cheek, Middle

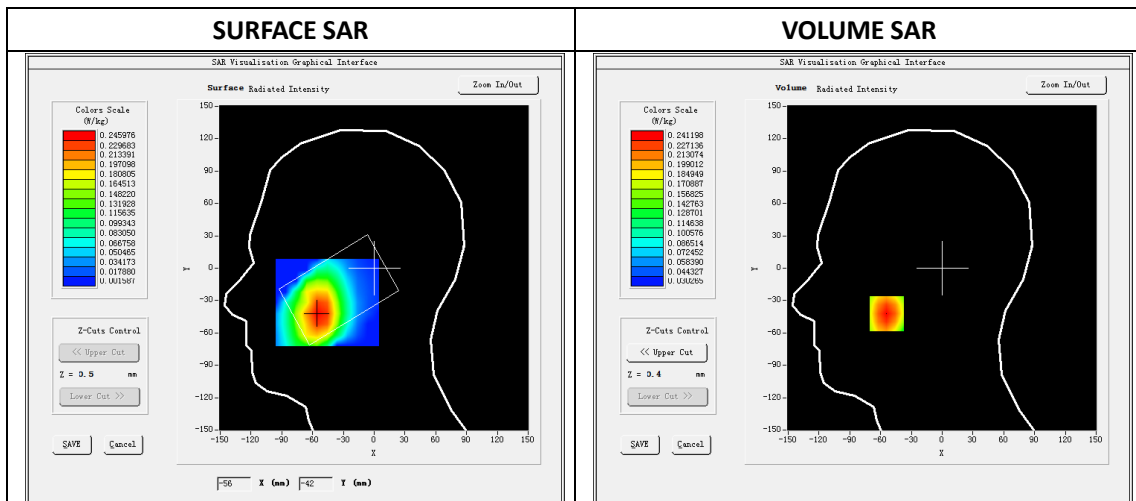
Type: Phone measurement
 Date of measurement: 08/26/2019
 Measurement duration: 22 minutes 10 seconds
 Mobile Phone IMEI number: --

A. Experimental conditions.

Area Scan	dx=8mm dy=8mm
ZoomScan	5x5x7,dx=8mm dy=8mm dz=5mm
Phantom	Validation plane
Device Position	Right Cheek
Band	Band5_WCDMA850
Channels	4183
Signal	WCDMA (Duty cycle: 1:1)

B. SAR Measurement Results

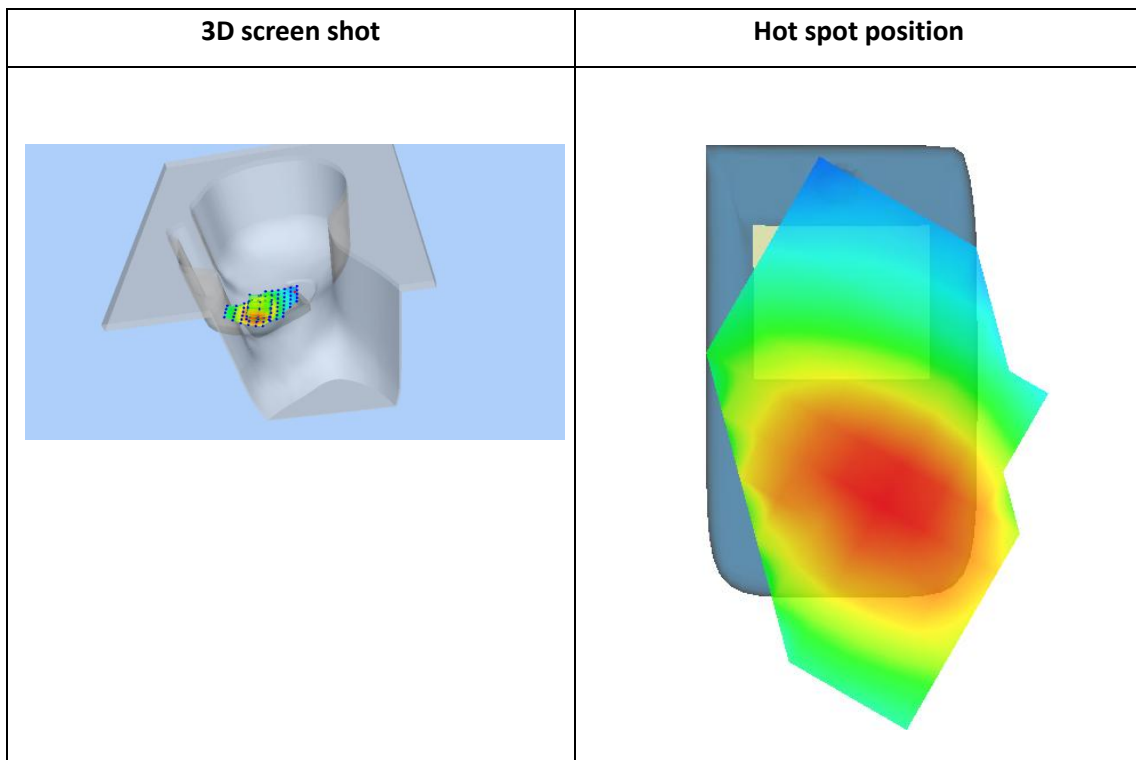
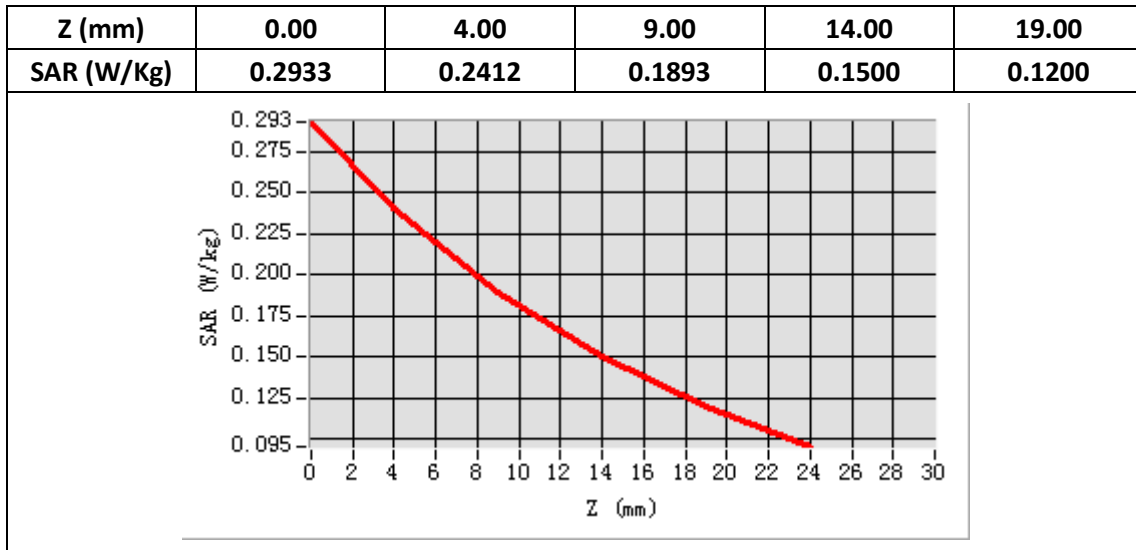
E-Field Probe	SATIMO SN_27/15_EPG0261
Frequency (MHz)	836.6
Relative permittivity (real part)	41.52
Relative permittivity (imaginary part)	20.69
Conductivity (S/m)	0.96
Variation (%)	-0.10
ConvF:	1.92



Maximum location: X=-54.00, Y=-42.00

SAR Peak: 0.30W/kg

SAR 10g (W/Kg)	0.170738
SAR 1g (W/Kg)	0.231760



Plot 10: WCDMA850, Back, Middle,10mm

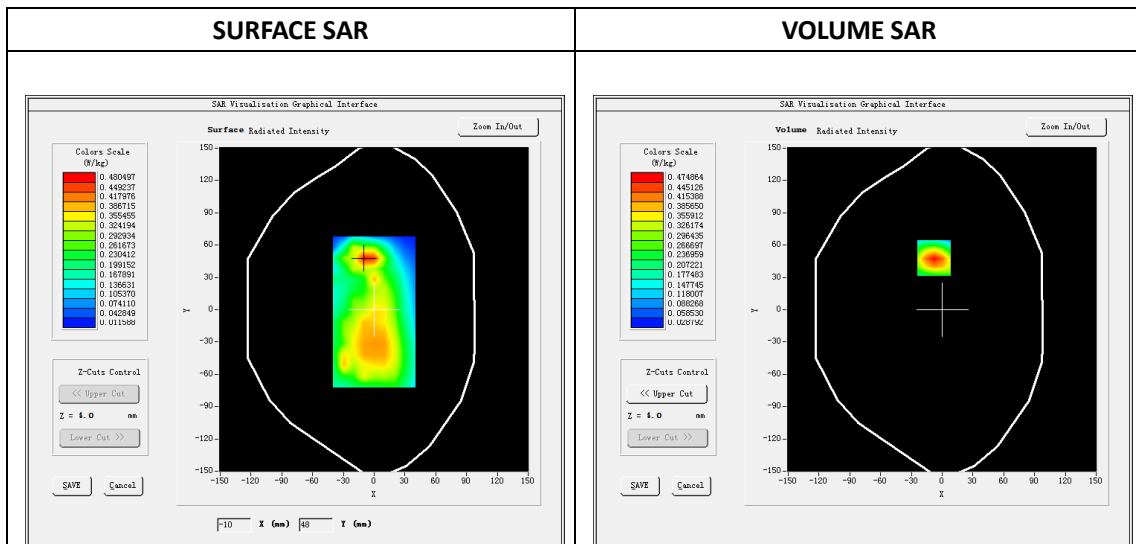
Type: Phone measurement
 Date of measurement: 08/26/2019
 Measurement duration: 22 minutes 11 seconds
 Mobile Phone IMEI number: --

A. Experimental conditions.

Area Scan	dx=8mm dy=8mm
ZoomScan	5x5x7,dx=8mm dy=8mm dz=5mm
Phantom	Validation plane
Device Position	Back
Band	Band5_WCDMA850
Channels	4183
Signal	WCDMA (Duty cycle: 1:1)

B. SAR Measurement Results

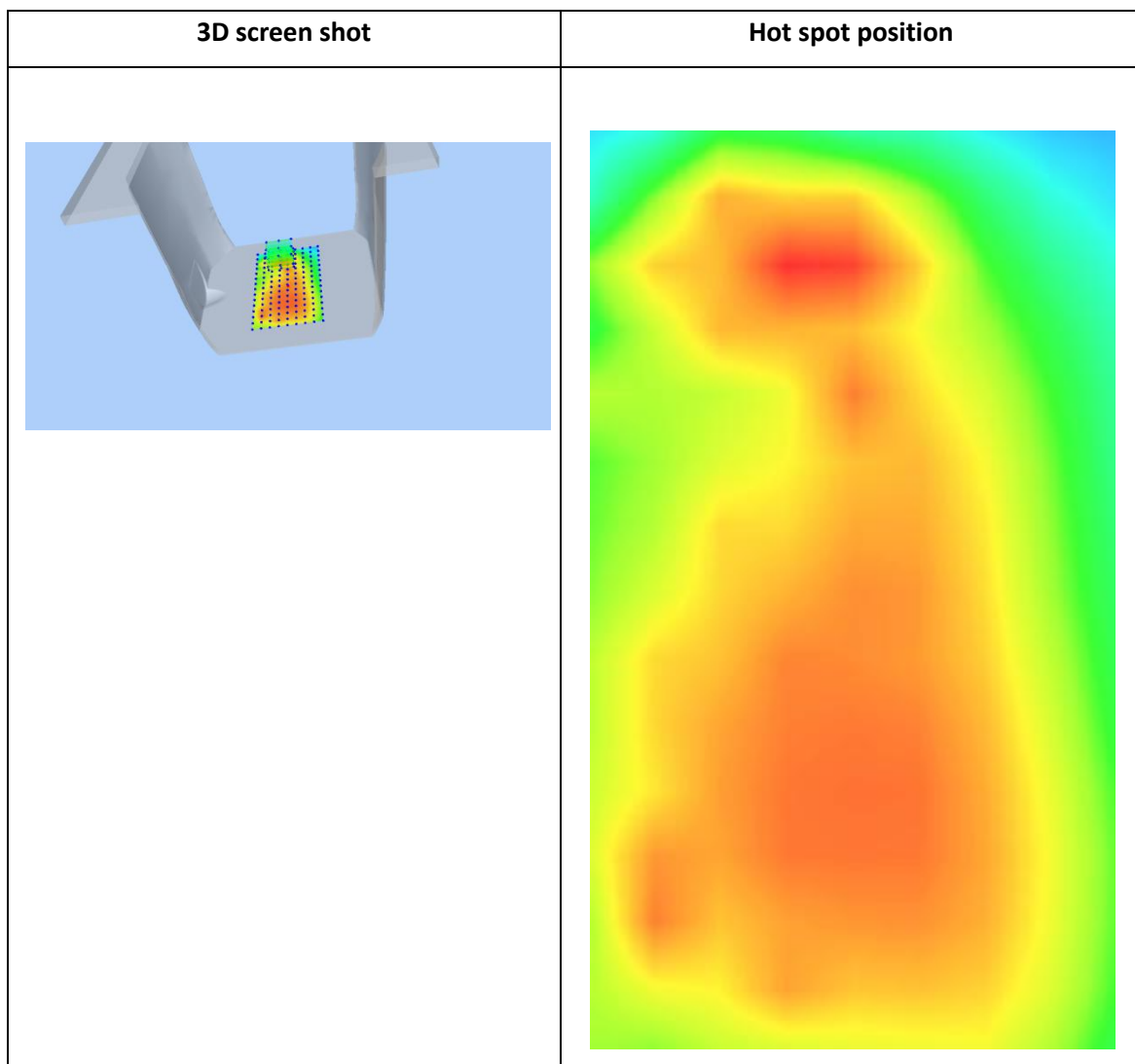
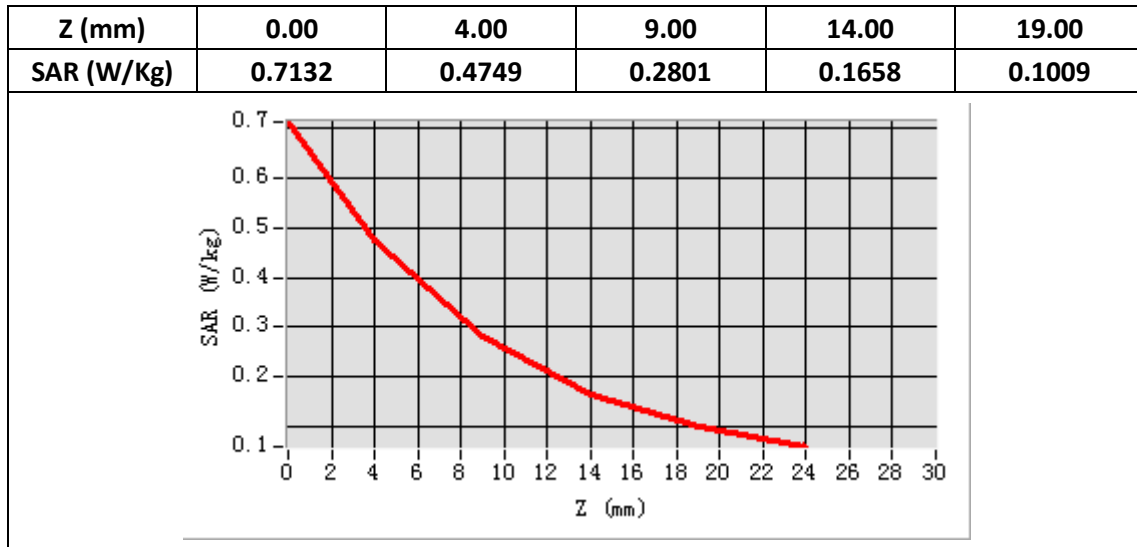
E-Field Probe	SATIMO SN_27/15_EPG0261
Frequency (MHz)	836.6
Relative permittivity (real part)	55.57
Relative permittivity (imaginary part)	20.48
Conductivity (S/m)	0.95
Variation (%)	-2.47
ConvF:	1.99



Maximum location: X=-8.00, Y=48.00

SAR Peak: 0.72W/kg

SAR 10g (W/Kg)	0.249750
SAR 1g (W/Kg)	0.450819



Plot 11: LTE Band2, 20MHz, Left Cheek, Middle

Type: Phone measurement

Date of measurement: 08/28/2019

Measurement duration: 22 minutes 13 econds

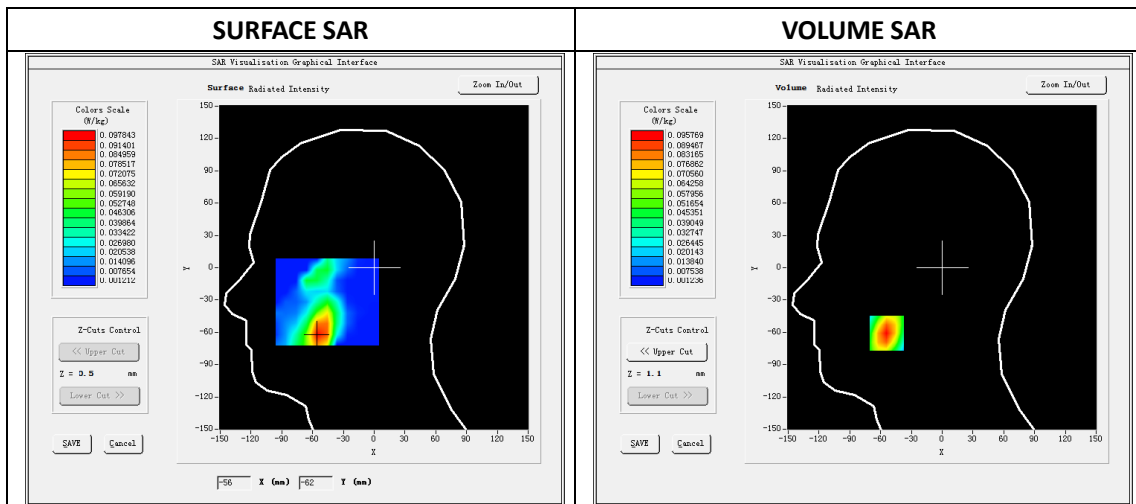
Mobile Phone IMEI number: --

A. Experimental conditions.

Area Scan	dx=8mm dy=8mm
ZoomScan	5x5x7,dx=8mm dy=8mm dz=5mm
Phantom	Validation plane
Device Position	Left Cheek
Band	LTE Band 2
Channels	18900
Signal	LTE (Duty cycle: 1:1)

B. SAR Measurement Results

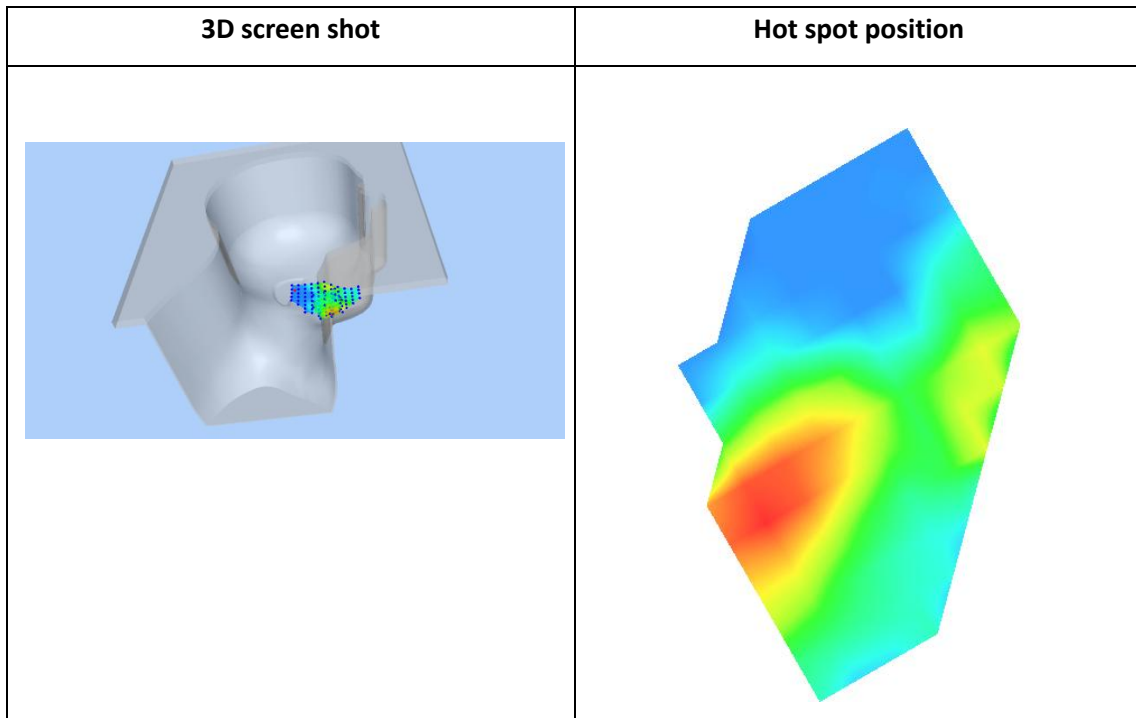
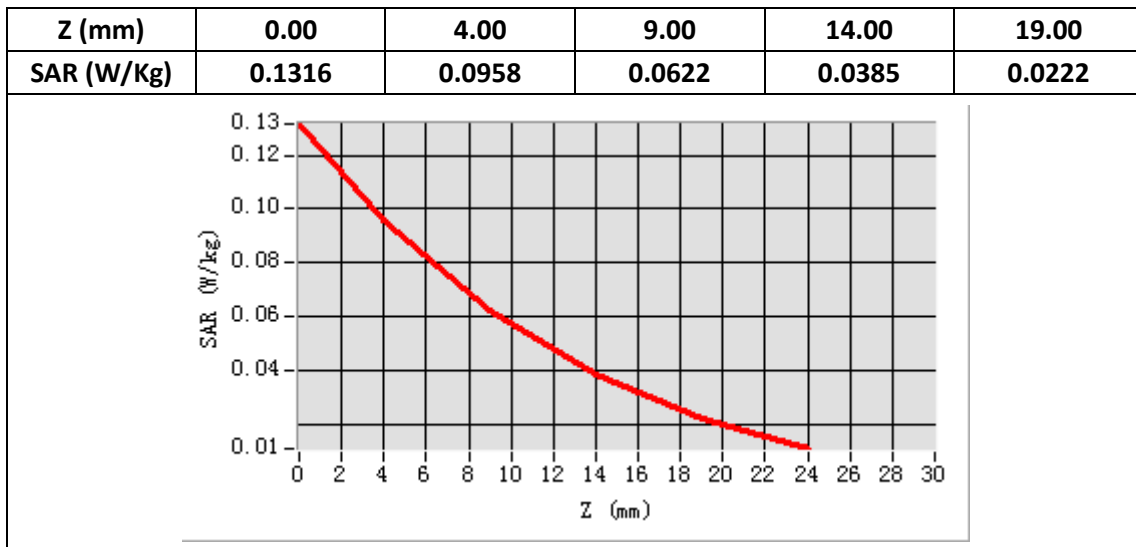
E-Field Probe	SATIMO SN_27/15_EPG0261
Frequency (MHz)	1880
Relative permittivity (real part)	40.76
Relative permittivity (imaginary part)	13.55
Conductivity (S/m)	1.43
Variation (%)	3.89
ConvF:	2.34



Maximum location: X=-54.00, Y=-61.00

SAR Peak: 0.13 W/kg

SAR 10g (W/Kg)	0.050773
SAR 1g (W/Kg)	0.089033



Plot 12: LTE Band2, 20MHz, Back, Middle,10mm

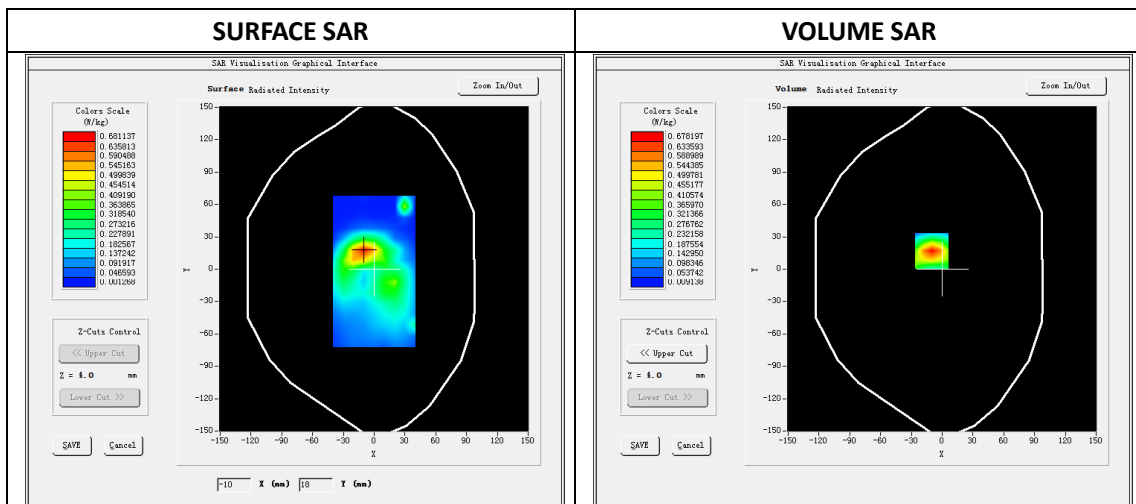
Type: Phone measurement
 Date of measurement: 08/28/2019
 Measurement duration: 22 minutes 16 seconds
 Mobile Phone IMEI number: --

A. Experimental conditions.

Area Scan	dx=8mm dy=8mm
ZoomScan	5x5x7,dx=8mm dy=8mm dz=5mm
Phantom	Validation plane
Device Position	Back
Band	LTE Band 2
Channels	18900
Signal	LTE (Duty cycle: 1:1)

B. SAR Measurement Results

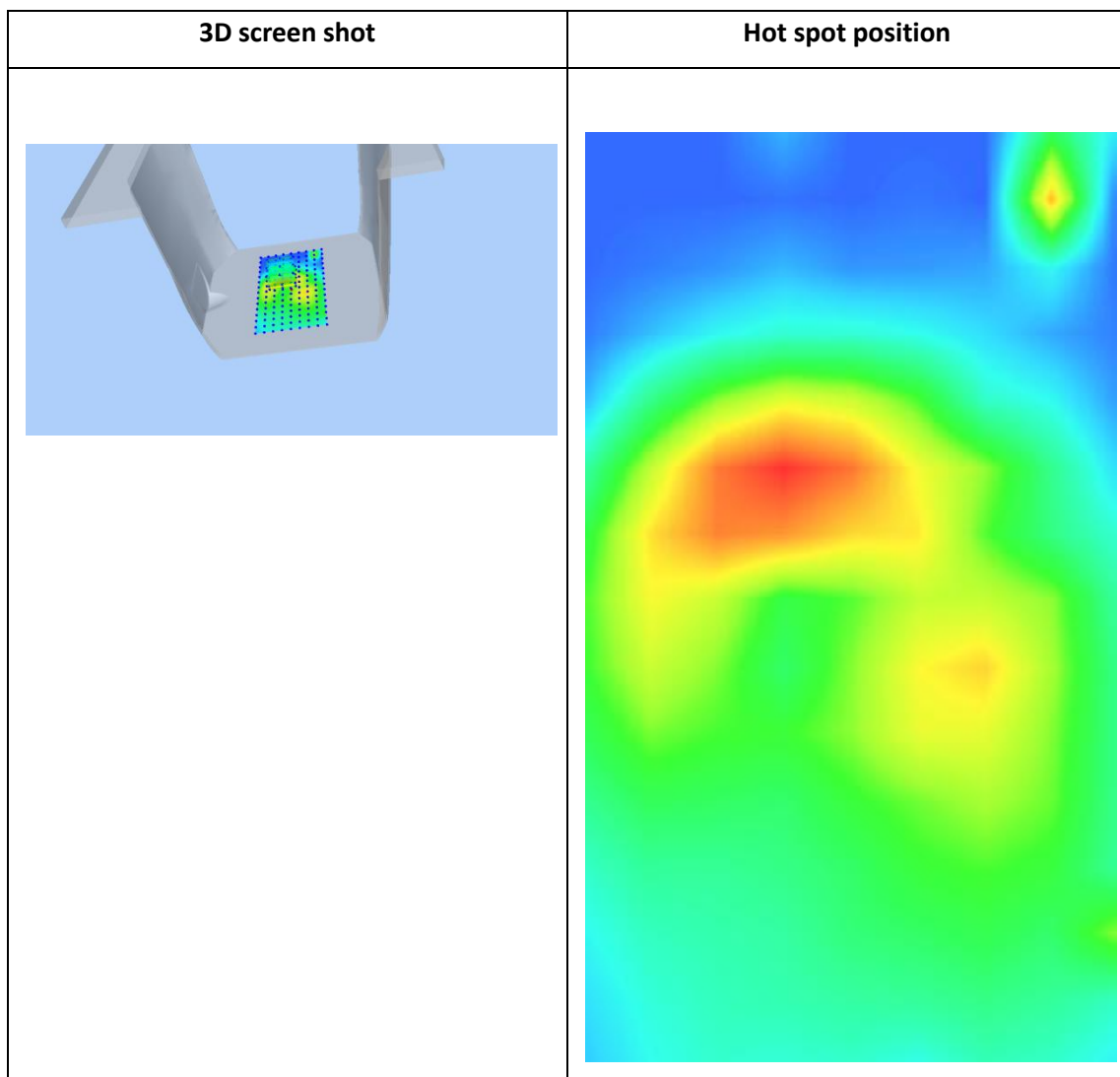
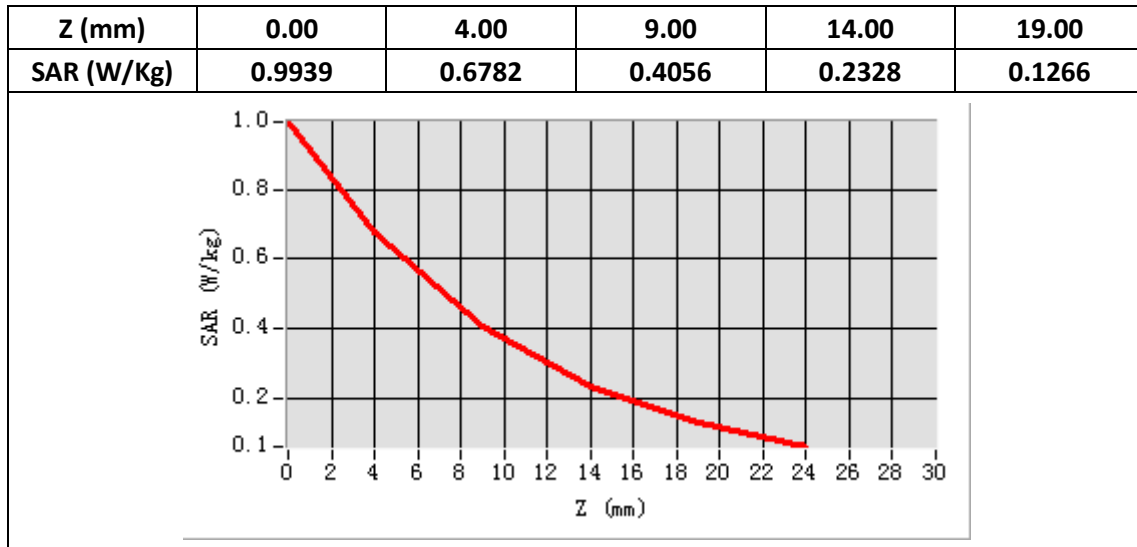
E-Field Probe	SATIMO SN_27/15_EPG0261
Frequency (MHz)	1880
Relative permittivity (real part)	53.62
Relative permittivity (imaginary part)	14.87
Conductivity (S/m)	1.57
Variation (%)	-4.89
ConvF:	2.39



Maximum location: X=-10.00, Y=17.00

SAR Peak: 1.00W/kg

SAR 10g (W/Kg)	0.321797
SAR 1g (W/Kg)	0.620128



Plot 13: LTE Band2, 20MHz, Edge C, Middle,10mm

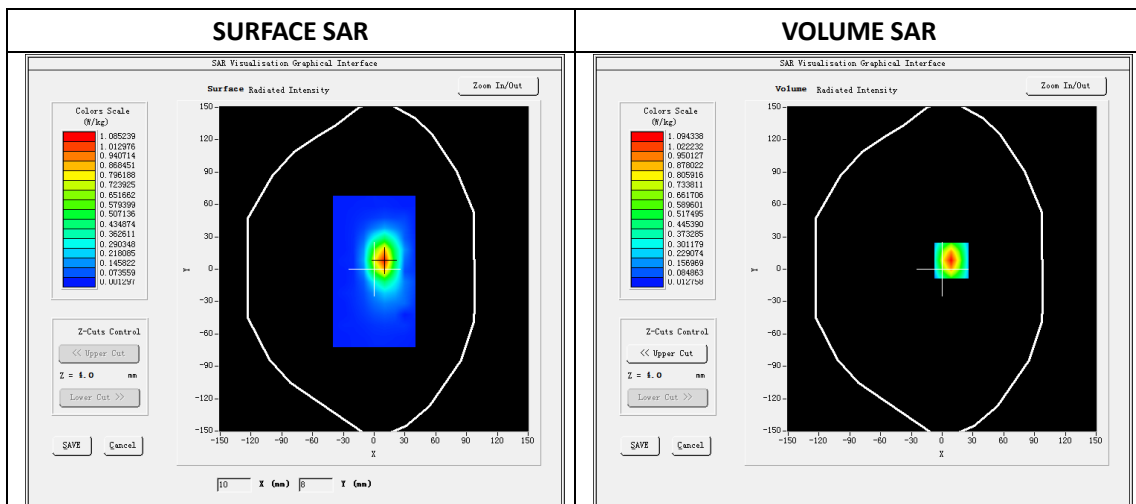
Type: Phone measurement
 Date of measurement: 08/28/2019
 Measurement duration: 22 minutes 15 seconds
 Mobile Phone IMEI number: --

A. Experimental conditions.

Area Scan	dx=8mm dy=8mm
ZoomScan	5x5x7,dx=8mm dy=8mm dz=5mm
Phantom	Validation plane
Device Position	Edge C
Band	LTE Band 2
Channels	18900
Signal	LTE (Duty cycle: 1:1)

B. SAR Measurement Results

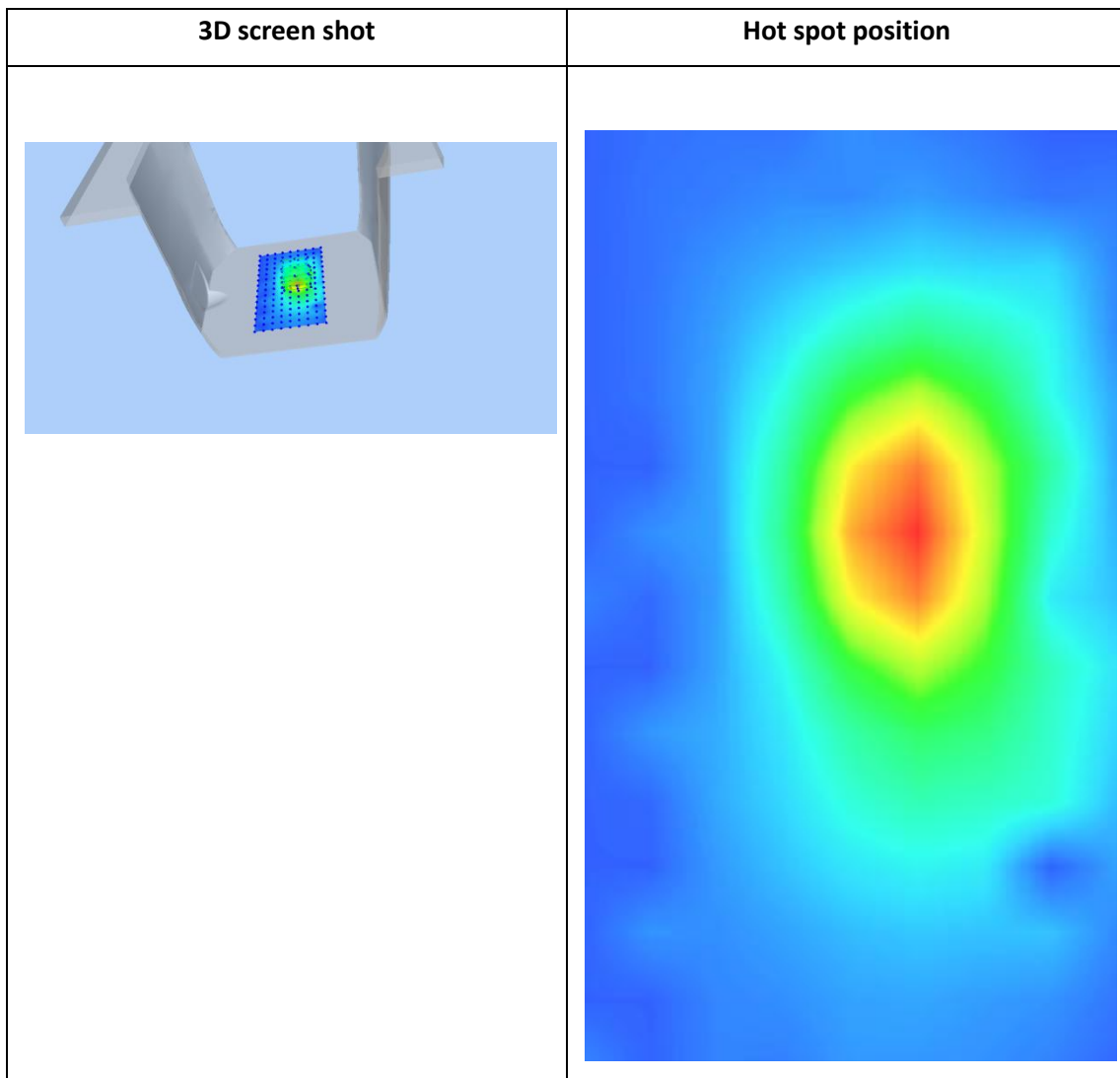
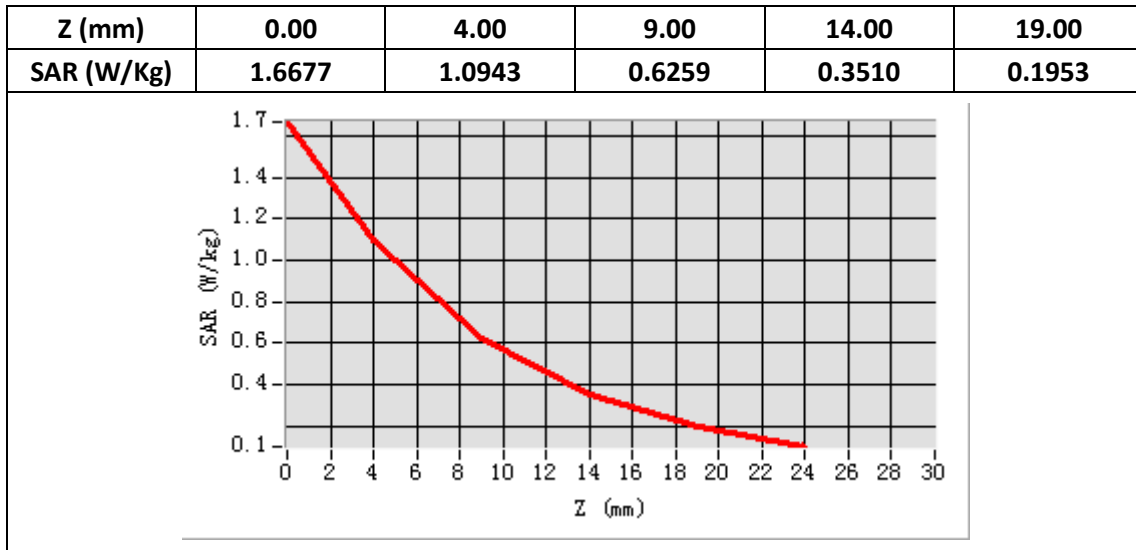
E-Field Probe	SATIMO SN_27/15_EPG0261
Frequency (MHz)	1880
Relative permittivity (real part)	53.62
Relative permittivity (imaginary part)	14.87
Conductivity (S/m)	1.57
Variation (%)	-1.16
ConvF:	2.39



Maximum location: X=9.00, Y=8.00

SAR Peak: 1.67W/kg

SAR 10g (W/Kg)	0.497937
SAR 1g (W/Kg)	0.991604



Plot 14: LTE Band4, 20MHz, Left Cheek, Middle

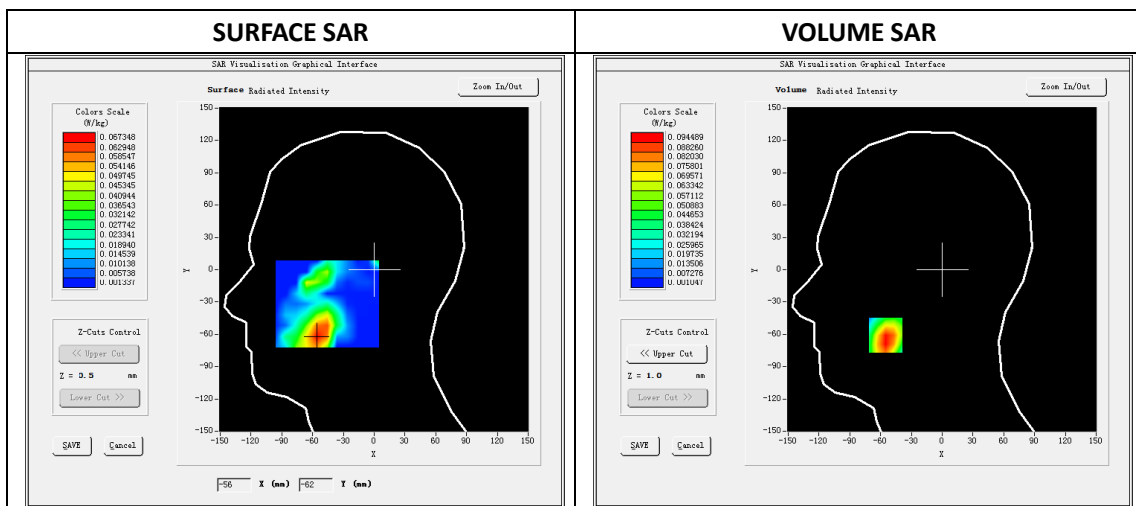
Type: Phone measurement
 Date of measurement: 08/27/2019
 Measurement duration: 22 minutes 14 econds
 Mobile Phone IMEI number: --

A. Experimental conditions.

Area Scan	dx=8mm dy=8mm
ZoomScan	5x5x7,dx=8mm dy=8mm dz=5mm
Phantom	Validation plane
Device Position	Left Cheek
Band	LTE Band 4
Channels	20175
Signal	LTE (Duty cycle: 1:1)

B. SAR Measurement Results

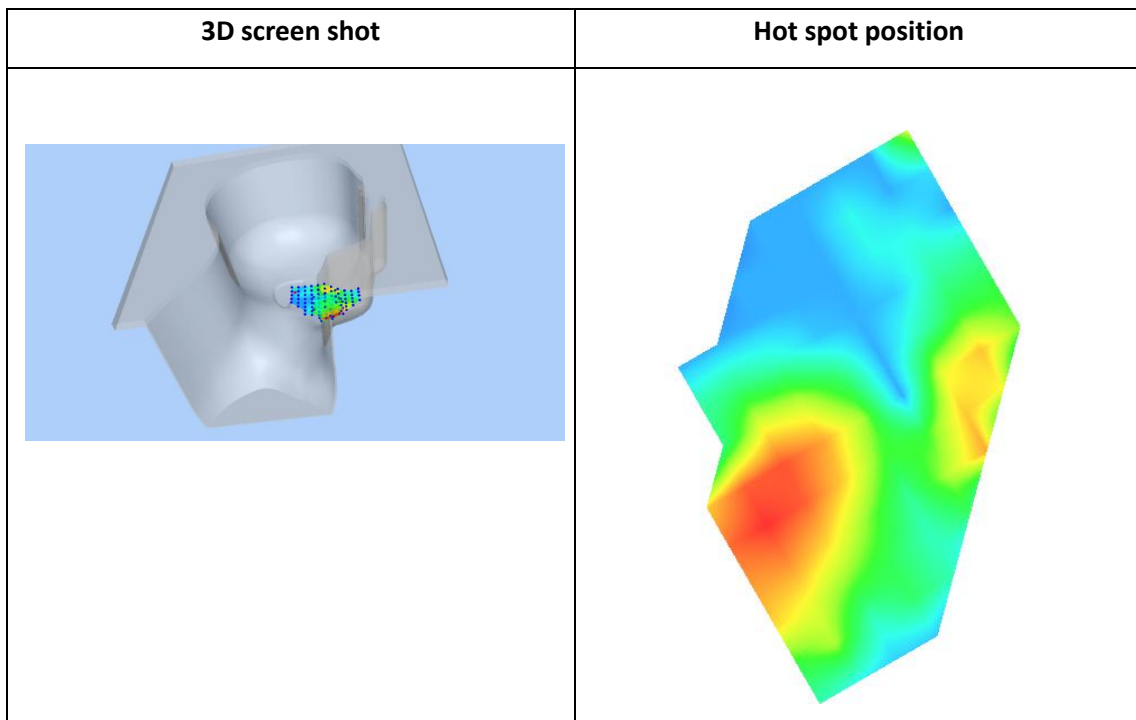
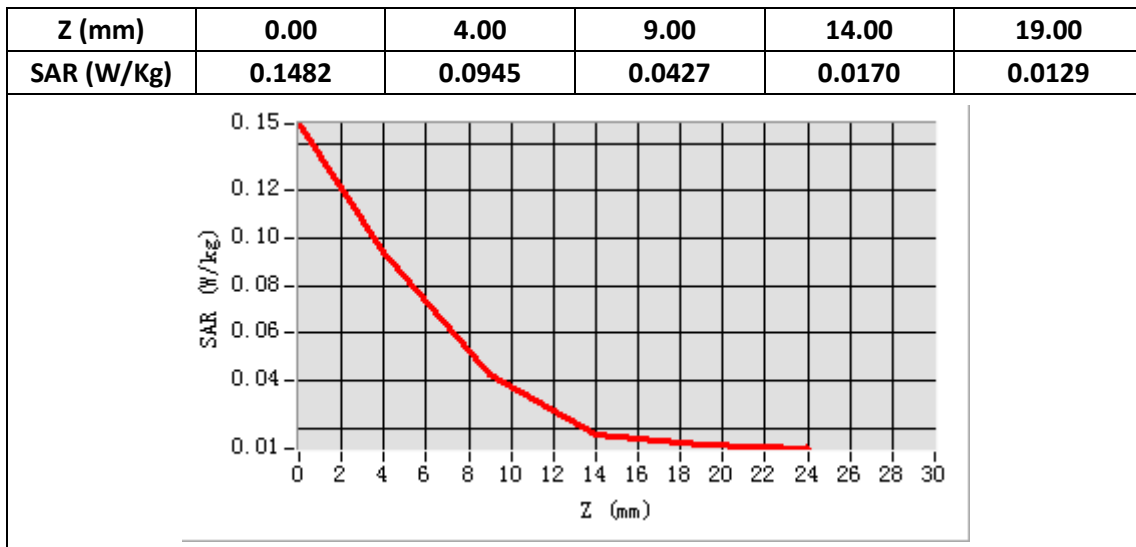
E-Field Probe	SATIMO SN_27/15_EPG0261
Frequency (MHz)	1732.5
Relative permittivity (real part)	40.96
Relative permittivity (imaginary part)	14.10
Conductivity (S/m)	1.41
Variation (%)	0.03
ConvF:	2.14



Maximum location: X=-55.00, Y=-61.00

SAR Peak: 0.19 W/kg

SAR 10g (W/Kg)	0.047966
SAR 1g (W/Kg)	0.094881



Plot 15: LTE Band4, 20MHz, Back, Middle,10mm

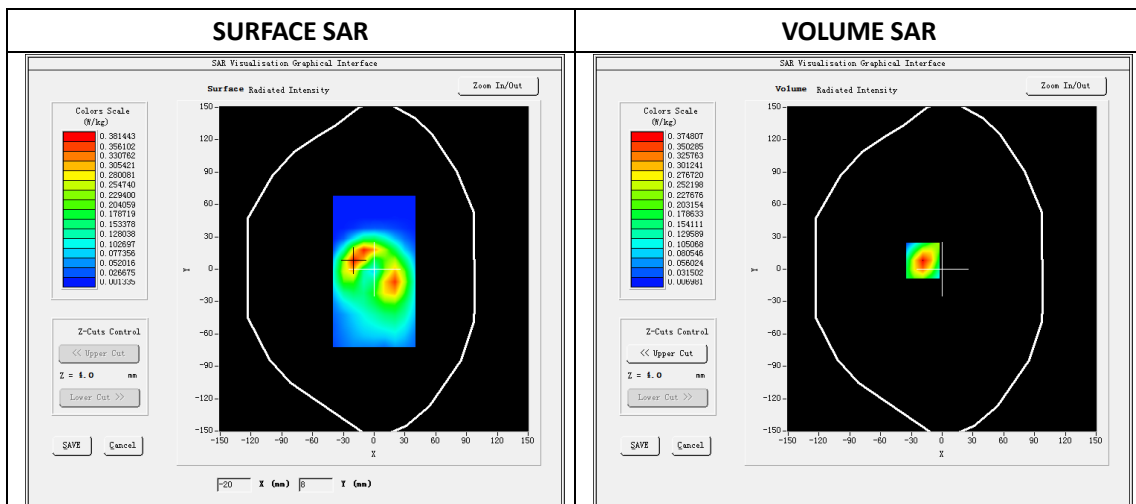
Type: Phone measurement
 Date of measurement: 08/27/2019
 Measurement duration: 22 minutes 17 seconds
 Mobile Phone IMEI number: --

A. Experimental conditions.

Area Scan	dx=8mm dy=8mm
ZoomScan	5x5x7,dx=8mm dy=8mm dz=5mm
Phantom	Validation plane
Device Position	Back
Band	LTE Band 4
Channels	20175
Signal	LTE (Duty cycle: 1:1)

B. SAR Measurement Results

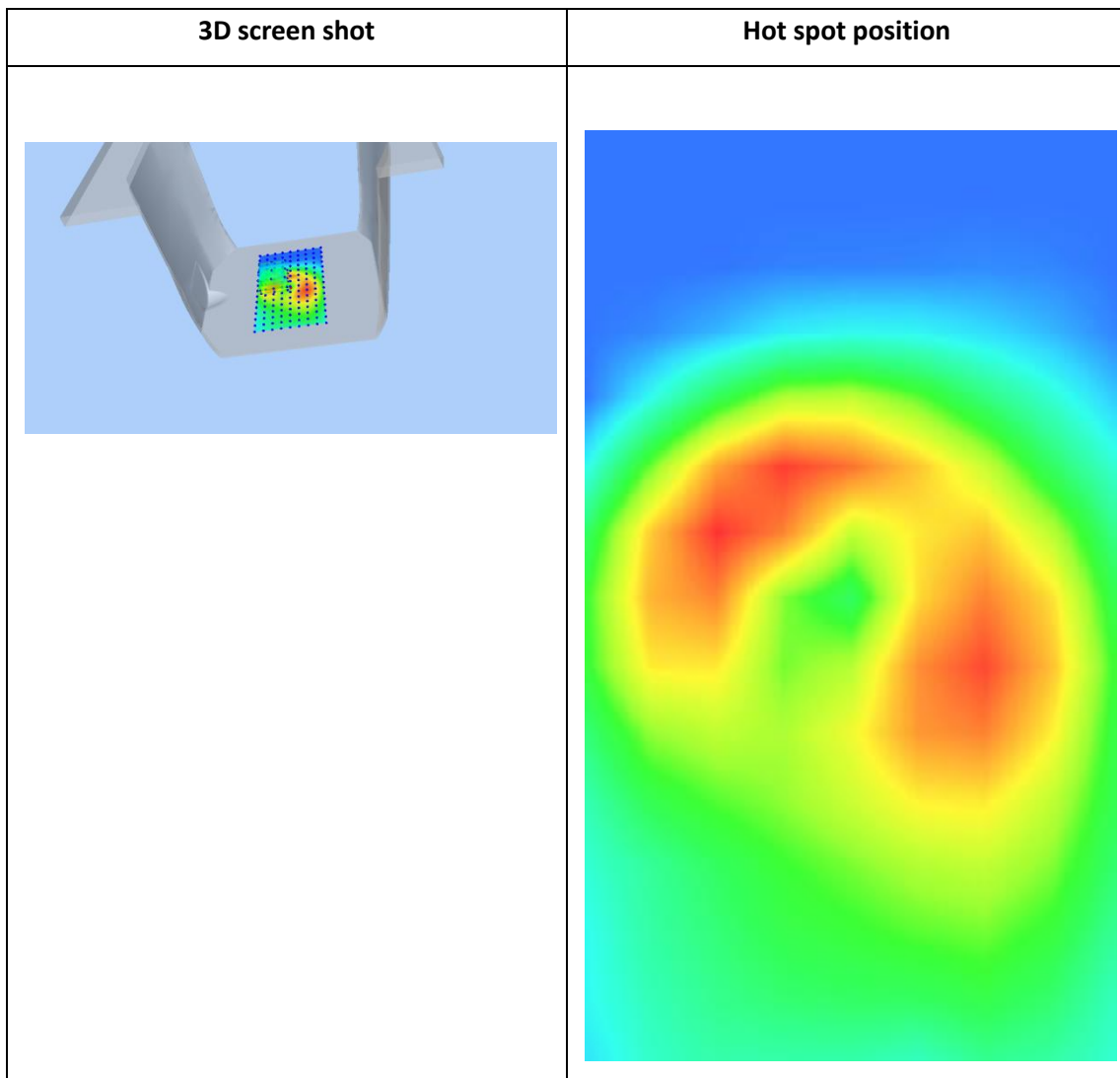
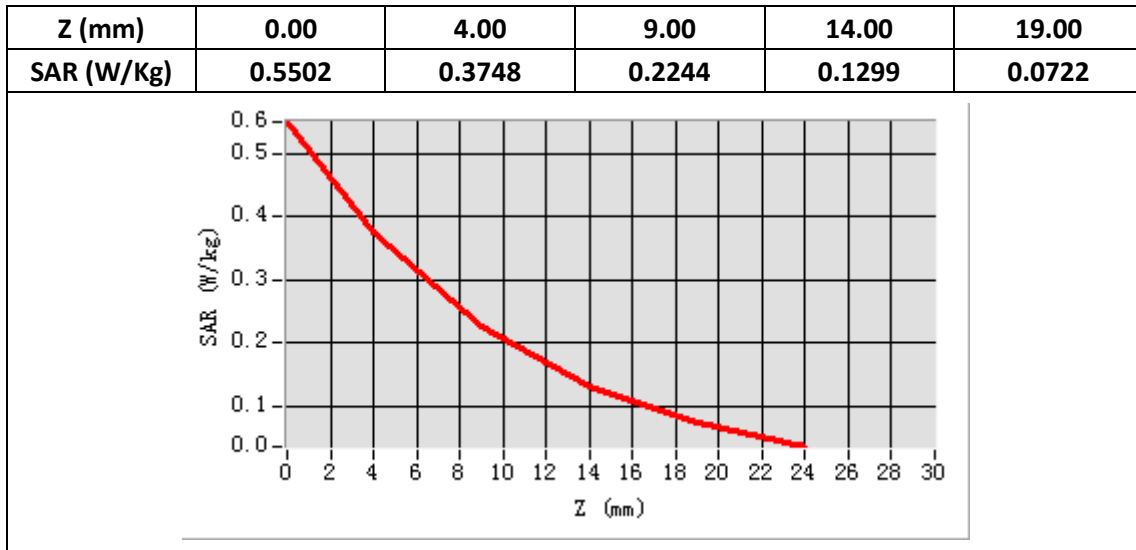
E-Field Probe	SATIMO SN_27/15_EPG0261
Frequency (MHz)	1732.5
Relative permittivity (real part)	53.87
Relative permittivity (imaginary part)	15.40
Conductivity (S/m)	1.54
Variation (%)	-1.23
ConvF:	2.22



Maximum location: X=-19.00, Y=8.00

SAR Peak: 0.56W/kg

SAR 10g (W/Kg)	0.183771
SAR 1g (W/Kg)	0.346842



Plot 16: LTE Band4, 20MHz, Edge C, Middle,10mm

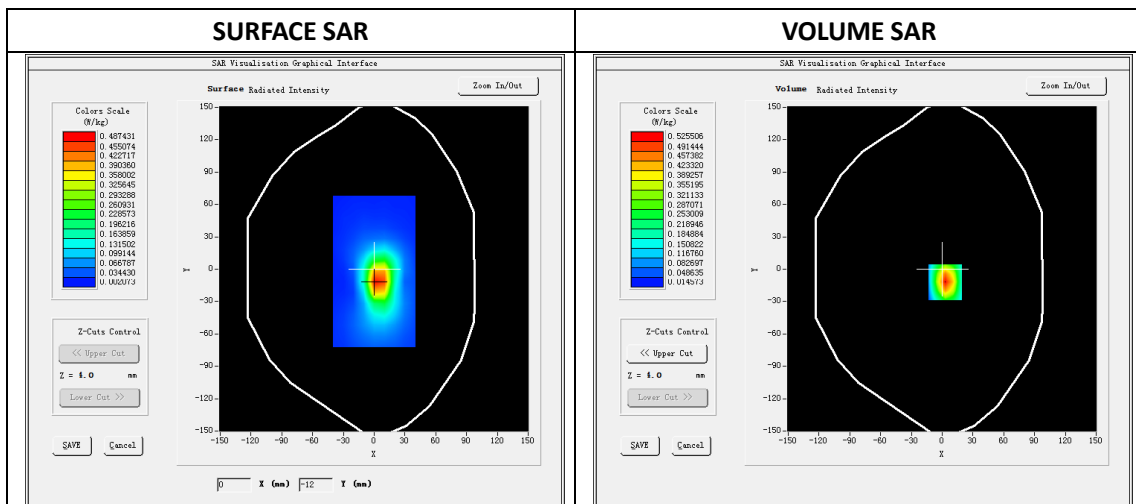
Type: Phone measurement
 Date of measurement: 08/27/2019
 Measurement duration: 22 minutes 19seconds
 Mobile Phone IMEI number: --

A. Experimental conditions.

Area Scan	dx=8mm dy=8mm
ZoomScan	5x5x7,dx=8mm dy=8mm dz=5mm
Phantom	Validation plane
Device Position	Edge C
Band	LTE Band 4
Channels	20175
Signal	LTE (Duty cycle: 1:1)

B. SAR Measurement Results

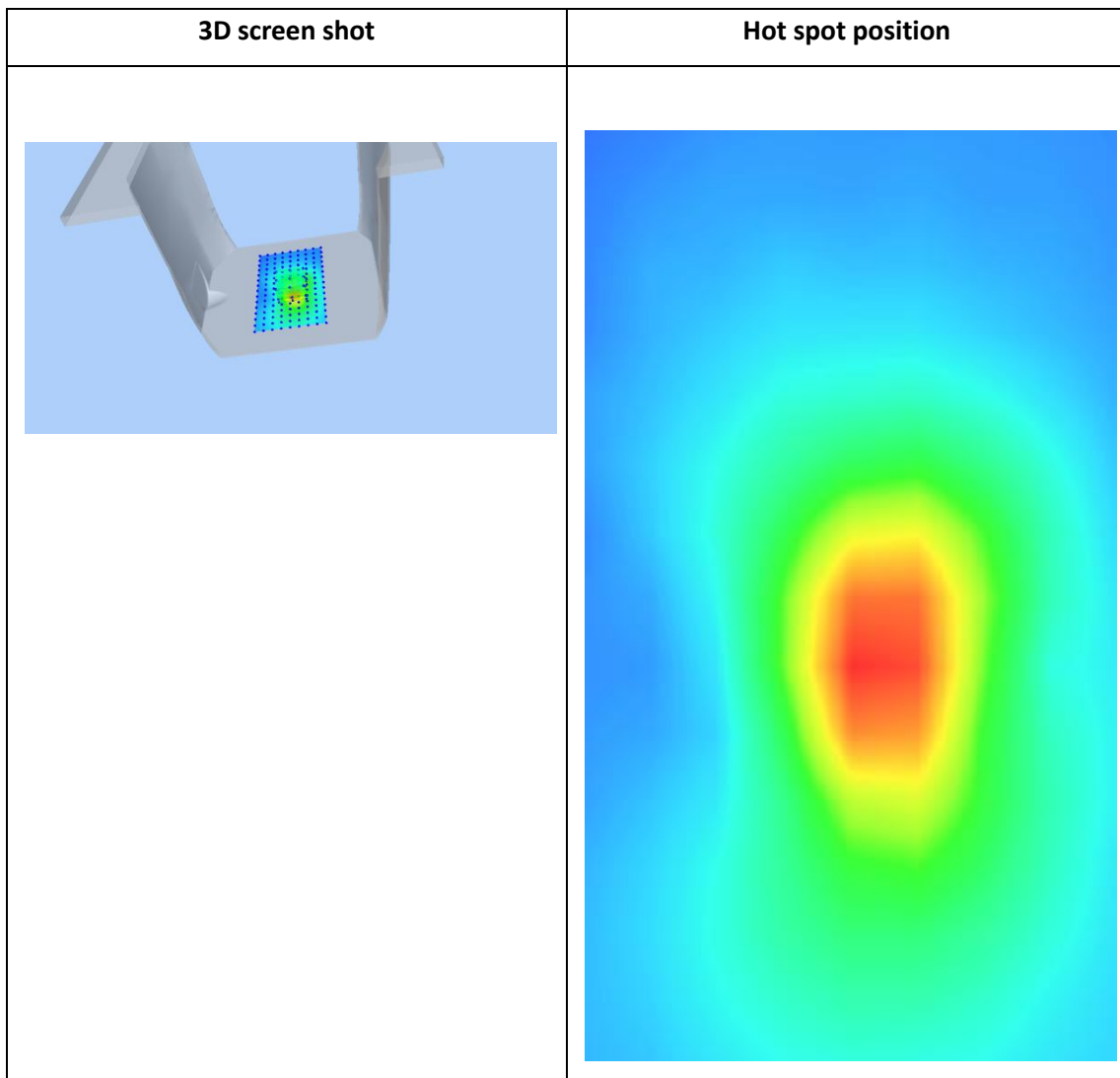
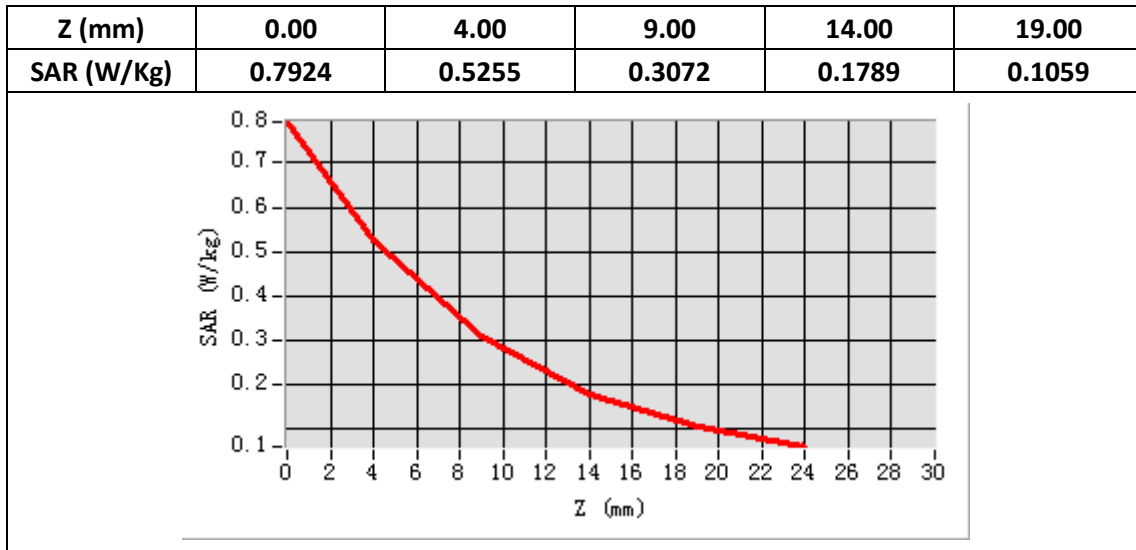
E-Field Probe	SATIMO SN_27/15_EPG0261
Frequency (MHz)	1732.5
Relative permittivity (real part)	53.87
Relative permittivity (imaginary part)	15.40
Conductivity (S/m)	1.54
Variation (%)	-4.43
ConvF:	2.22



Maximum location: X=3.00, Y=-12.00

SAR Peak: 0.80W/kg

SAR 10g (W/Kg)	0.248795
SAR 1g (W/Kg)	0.480709



Plot 17: LTE Band5, 10MHz,Right Cheek, Middle

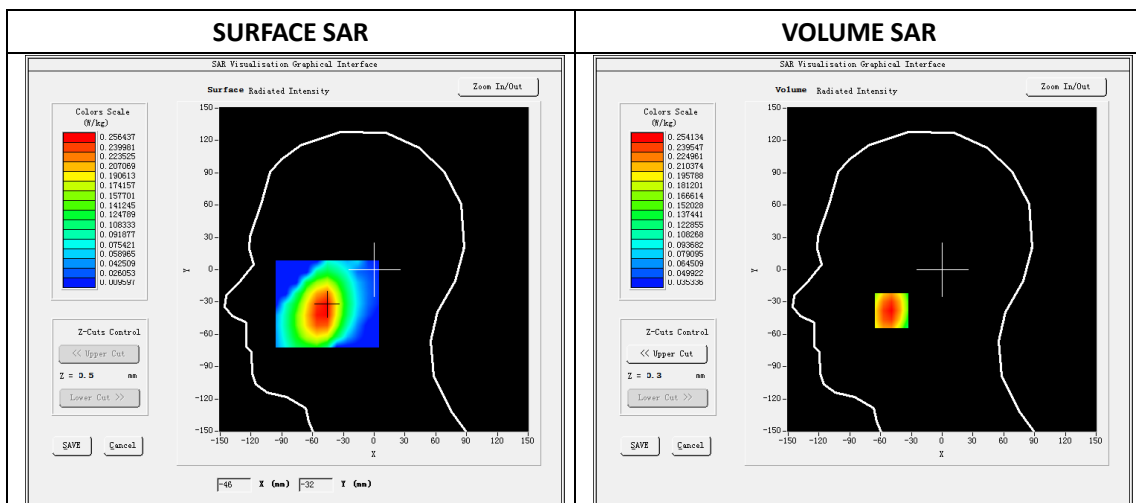
Type: Phone measurement
 Date of measurement: 08/26/2019
 Measurement duration: 22 minutes 20 seconds
 Mobile Phone IMEI number: --

A. Experimental conditions.

Area Scan	dx=8mm dy=8mm
ZoomScan	5x5x7,dx=8mm dy=8mm dz=5mm
Phantom	Validation plane
Device Position	Right Cheek
Band	LTE Band 5
Channels	20525
Signal	LTE (Duty cycle: 1:1)

B. SAR Measurement Results

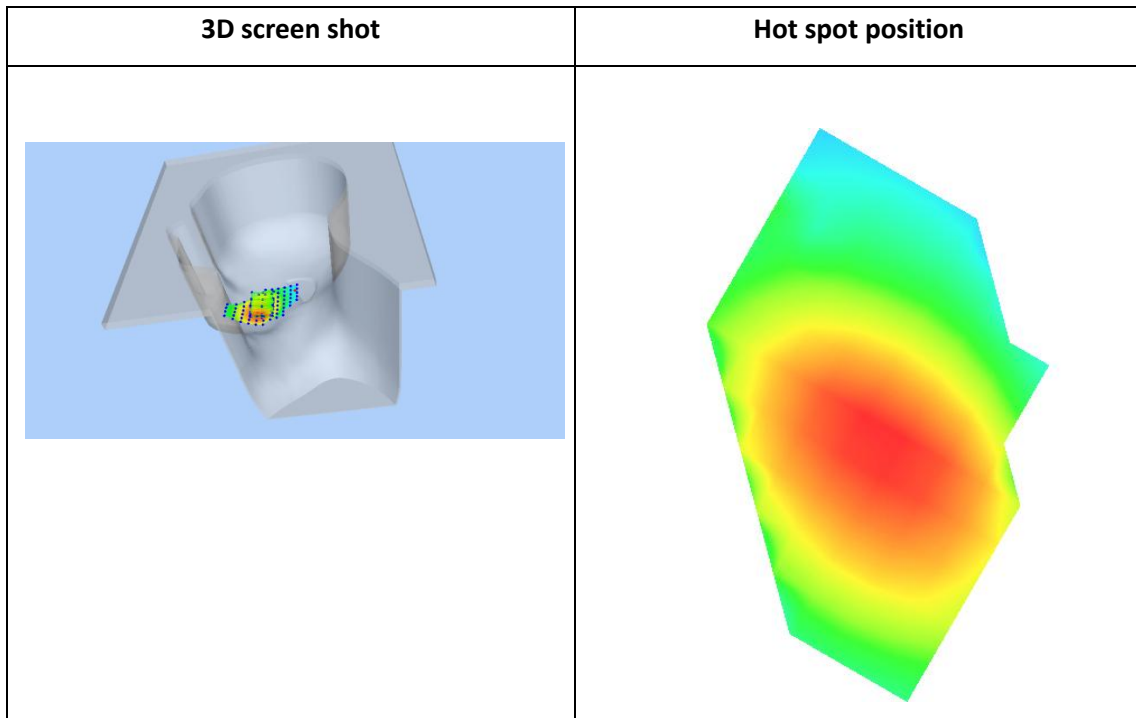
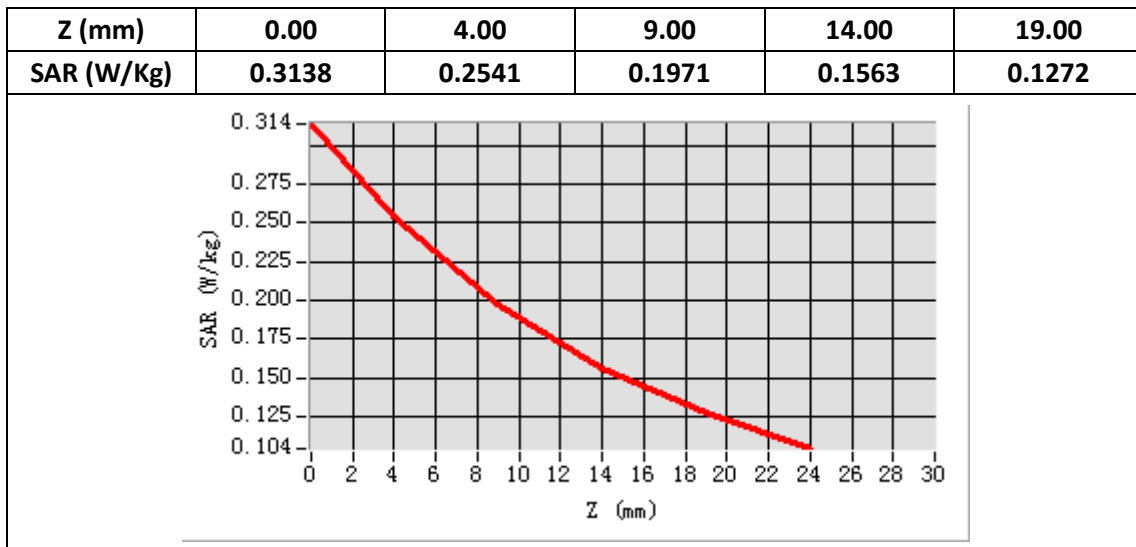
E-Field Probe	SATIMO SN_27/15_EPG0261
Frequency (MHz)	836.5
Relative permittivity (real part)	41.52
Relative permittivity (imaginary part)	20.69
Conductivity (S/m)	0.96
Variation (%)	-2.99
ConvF:	1.92



Maximum location: X=-49.00, Y=-31.00

SAR Peak: 0.31 W/kg

SAR 10g (W/Kg)	0.179739
SAR 1g (W/Kg)	0.245019



Plot 18: LTE Band5, 10MHz, Back, Middle,10mm

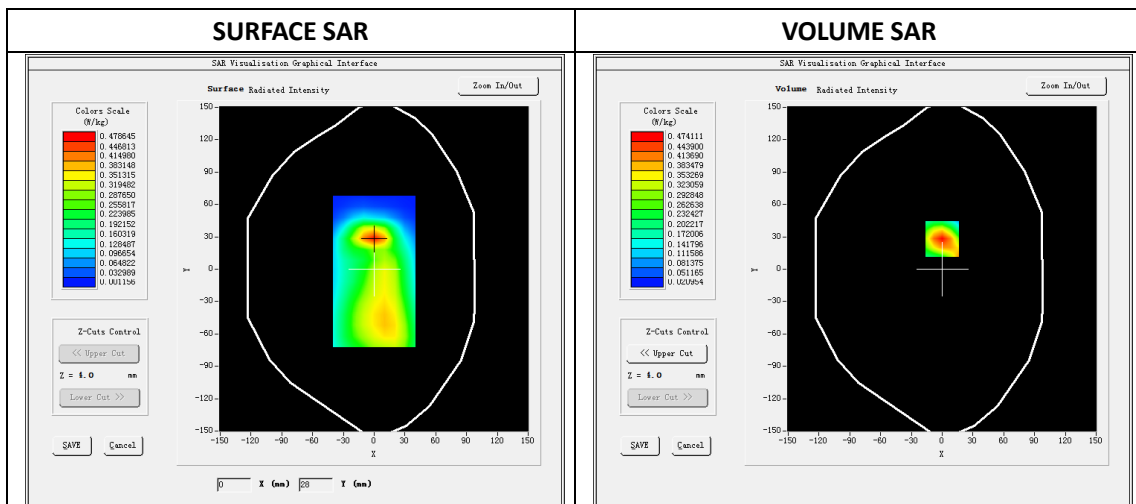
Type: Phone measurement
 Date of measurement: 08/26/2019
 Measurement duration: 22 minutes 18 seconds
 Mobile Phone IMEI number: --

A. Experimental conditions.

Area Scan	dx=8mm dy=8mm
ZoomScan	5x5x7,dx=8mm dy=8mm dz=5mm
Phantom	Validation plane
Device Position	Back
Band	LTE Band 5
Channels	20525
Signal	LTE (Duty cycle: 1:1)

B. SAR Measurement Results

E-Field Probe	SATIMO SN_27/15_EPG0261
Frequency (MHz)	836.5
Relative permittivity (real part)	55.57
Relative permittivity (imaginary part)	20.48
Conductivity (S/m)	0.95
Variation (%)	-2.40
ConvF:	1.99

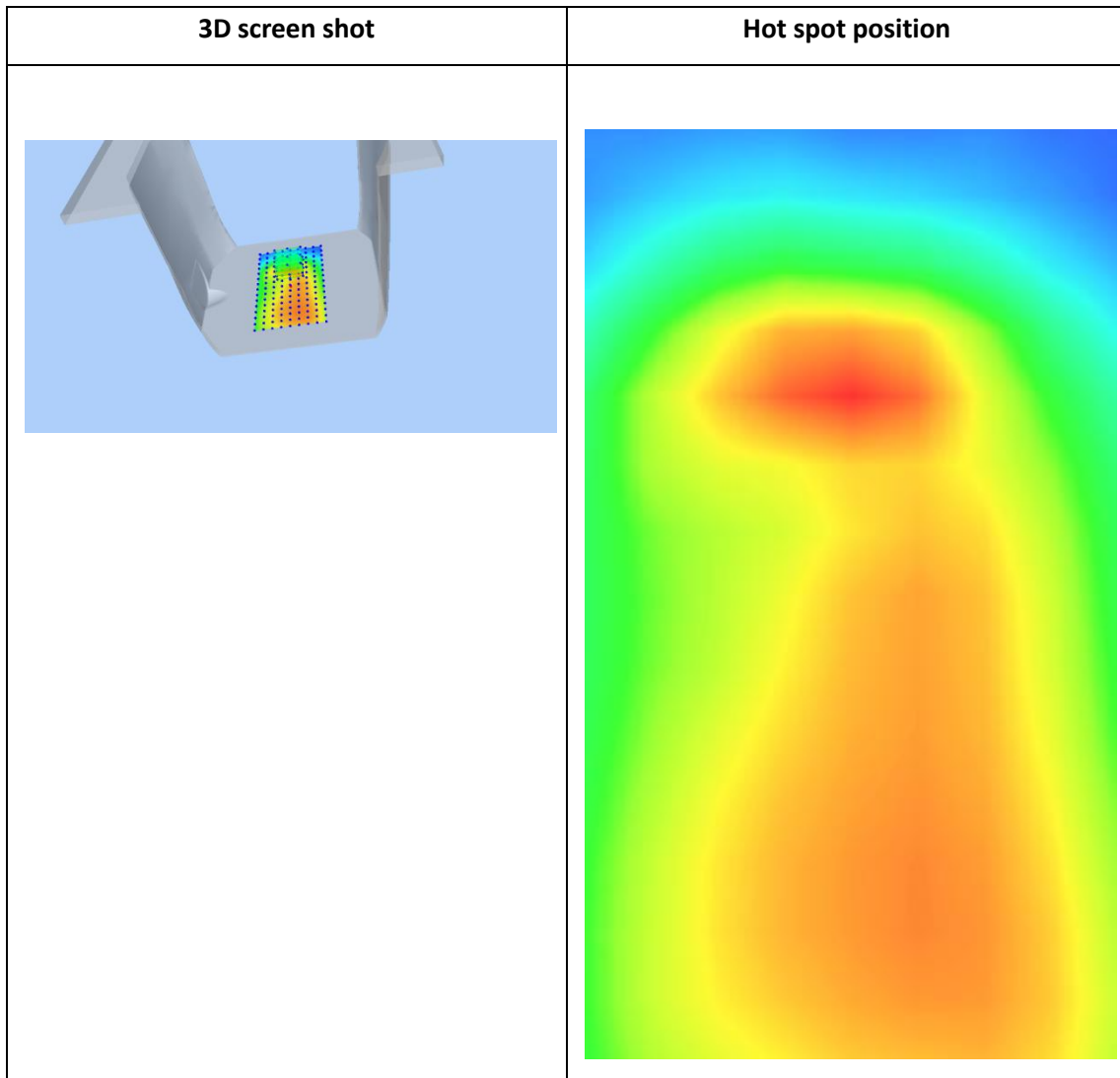
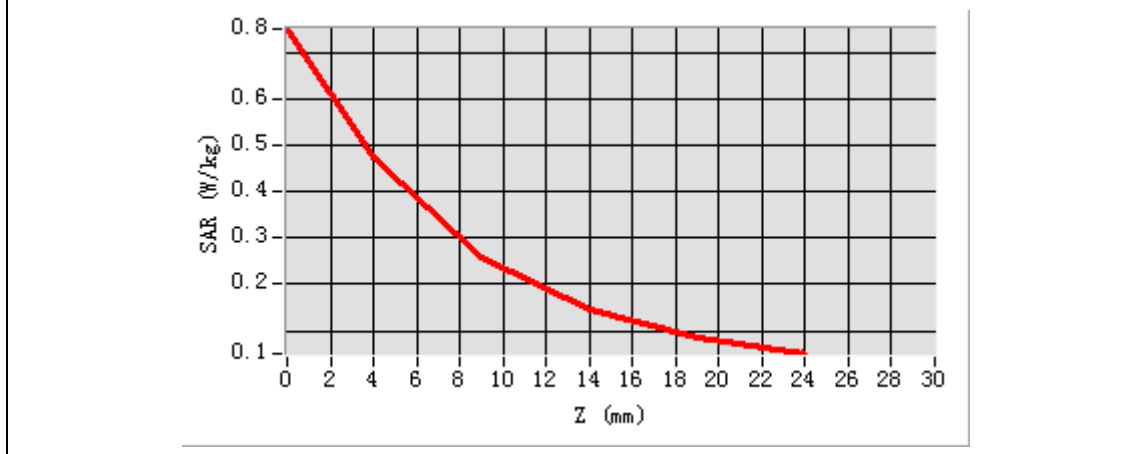


Maximum location: X=0.00, Y=28.00

SAR Peak: 0.75W/kg

SAR 10g (W/Kg)	0.244739
SAR 1g (W/Kg)	0.450771

Z (mm)	0.00	4.00	9.00	14.00	19.00
SAR (W/Kg)	0.7525	0.4741	0.2594	0.1438	0.0849



Plot 19: LTE Band7, 20MHz, Left Cheek, Middle

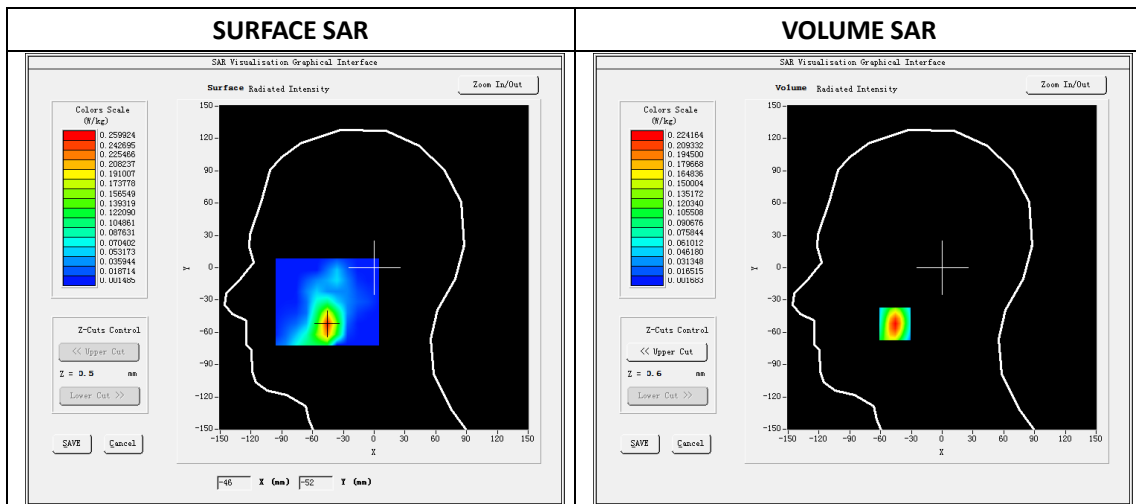
Type: Phone measurement
 Date of measurement: 08/30/2019
 Measurement duration: 22 minutes 22 seconds
 Mobile Phone IMEI number: --

A. Experimental conditions.

Area Scan	dx=5mm,dy=5mm
ZoomScan	7x7x8,dx=5mm dy=5mm dz=4mm
Phantom	Validation plane
Device Position	Left Cheek
Band	LTE Band 7
Channels	21100
Signal	LTE (Duty cycle: 1:1)

B. SAR Measurement Results

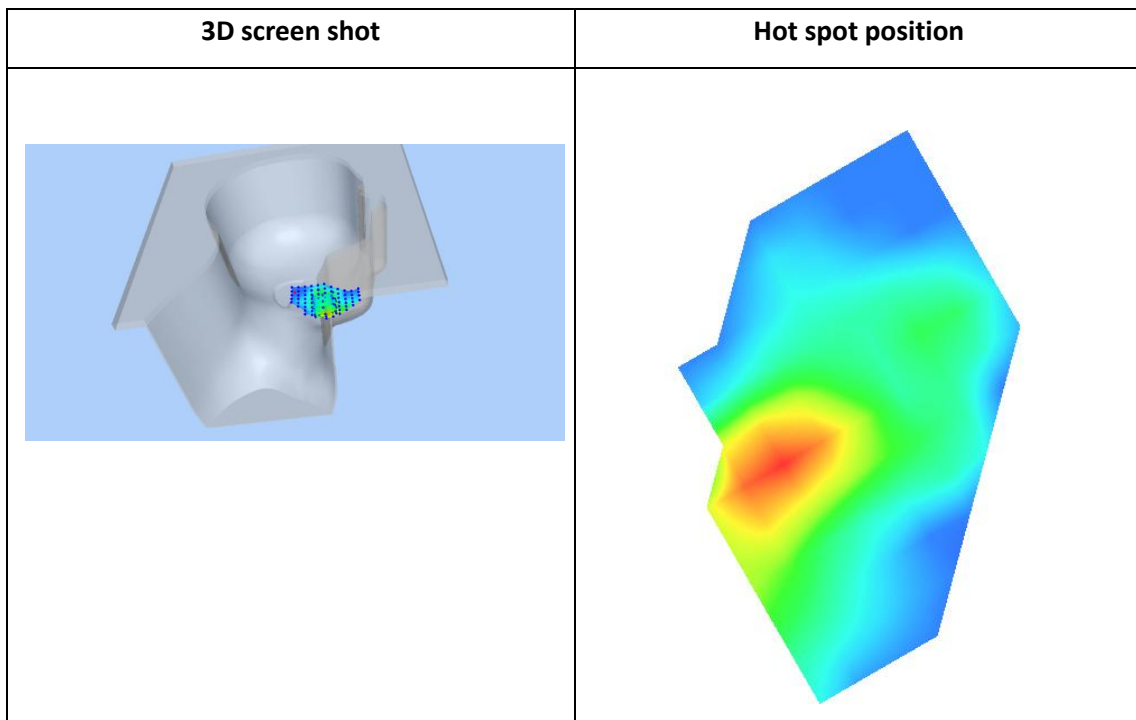
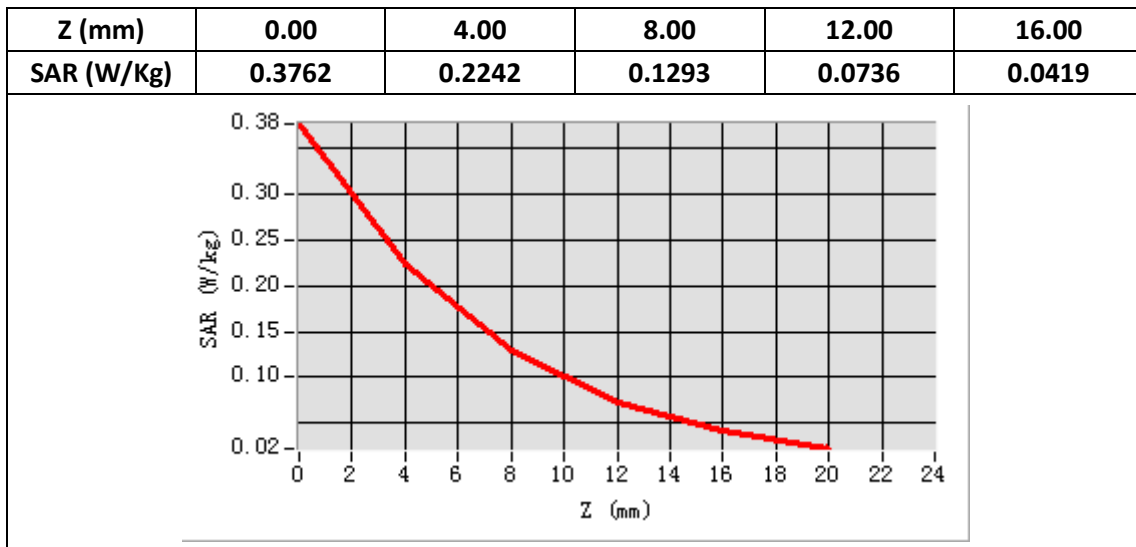
E-Field Probe	SATIMO SN_27/15_EPG0261
Frequency (MHz)	2535
Relative permittivity (real part)	40.08
Relative permittivity (imaginary part)	13.57
Conductivity (S/m)	1.96
Variation (%)	0.07
ConvF:	2.35



Maximum location: X=-46.00 Y=-52.00

SAR Peak: 0.38W/kg

SAR 10g (W/Kg)	0.095305
SAR 1g (W/Kg)	0.203305



Plot 20: LTE Band7, 20MHz, Back, Middle,10mm

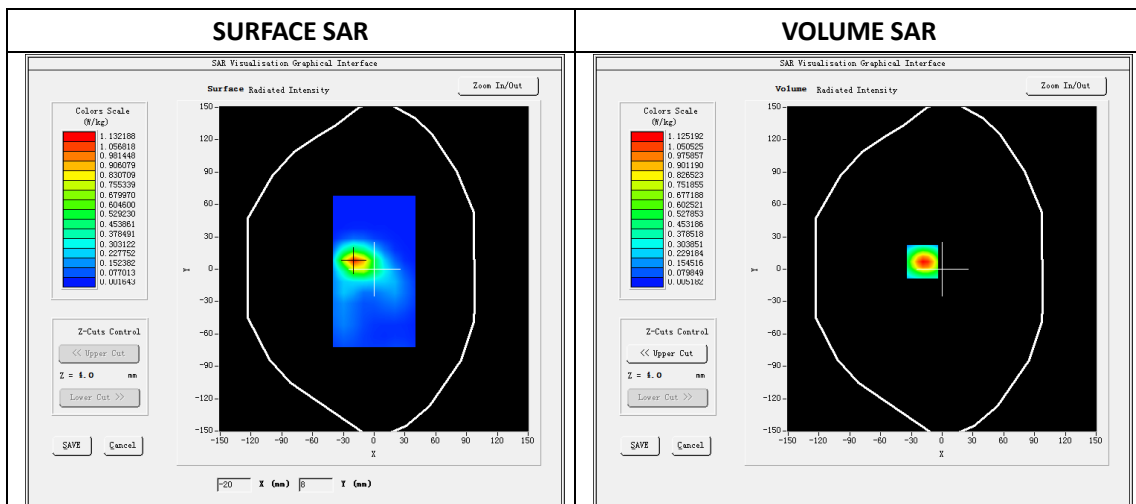
Type: Phone measurement
 Date of measurement: 08/30/2019
 Measurement duration: 22 minutes 21 seconds
 Mobile Phone IMEI number: --

A. Experimental conditions.

Area Scan	dx=5mm,dy=5mm
ZoomScan	7x7x8,dx=5mm dy=5mm dz=4mm
Phantom	Validation plane
Device Position	Back
Band	LTE Band 7
Channels	21100
Signal	LTE (Duty cycle: 1:1)

B. SAR Measurement Results

E-Field Probe	SATIMO SN_27/15_EPG0261
Frequency (MHz)	2535
Relative permittivity (real part)	52.65
Relative permittivity (imaginary part)	15.09
Conductivity (S/m)	2.18
Variation (%)	-3.35
ConvF:	2.43

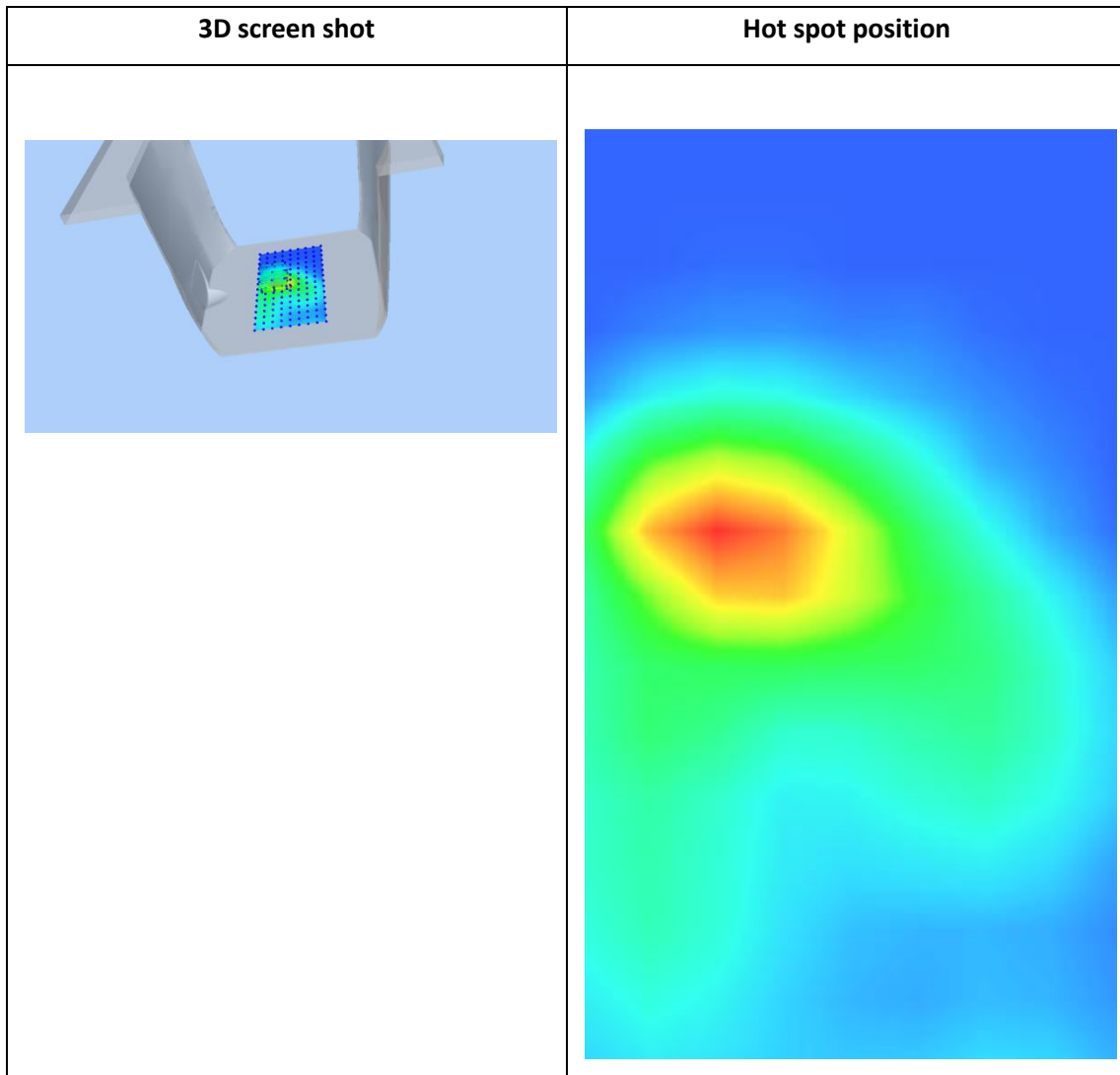
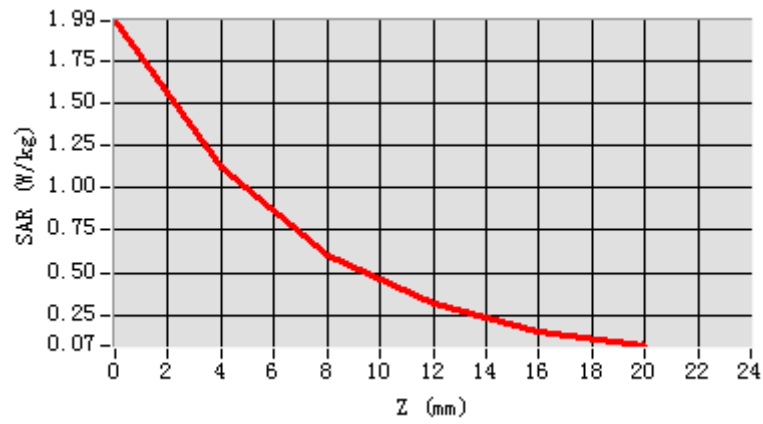


Maximum location: X=-19.00 Y=7.00

SAR Peak: 2.00 W/kg

SAR 10g (W/Kg)	0.449049
SAR 1g (W/Kg)	1.009898

Z (mm)	0.00	4.00	8.00	12.00	16.00
SAR (W/Kg)	1.9896	1.1252	0.6042	0.3117	0.1558



Plot 21: Wi-Fi 802.11b Left Cheek, Middle

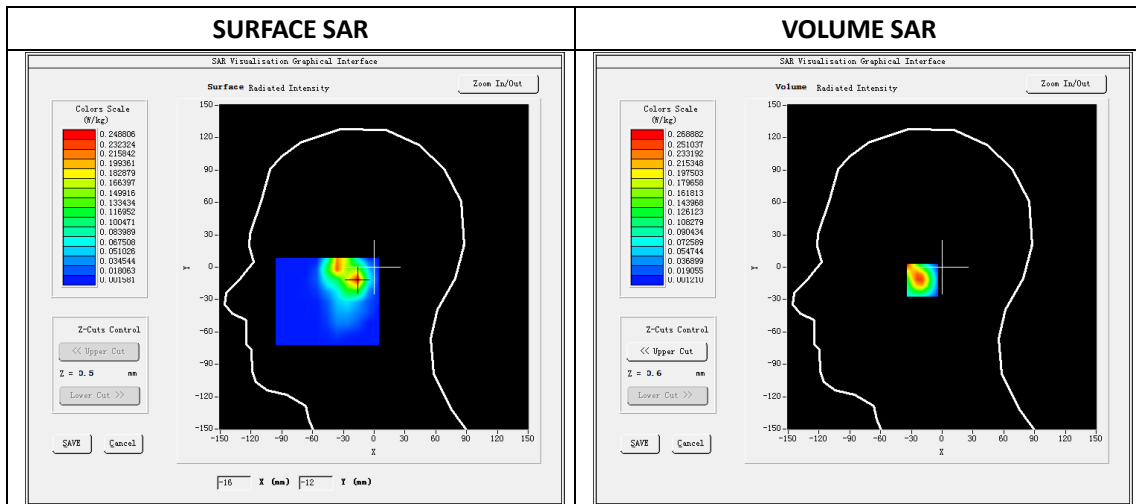
Type: Phone measurement
 Date of measurement: 08/29/2019
 Measurement duration: 22 minutes 27 seconds
 Mobile Phone IMEI number: --

A. Experimental conditions.

Area Scan	dx=5mm,dy=5mm
ZoomScan	7x7x8,dx=5mm dy=5mm dz=4mm
Phantom	Validation plane
Device Position	Left Cheek
Band	WIFI
Channels	6
Signal	DSSS (Duty cycle: 1:1)

B. SAR Measurement Results

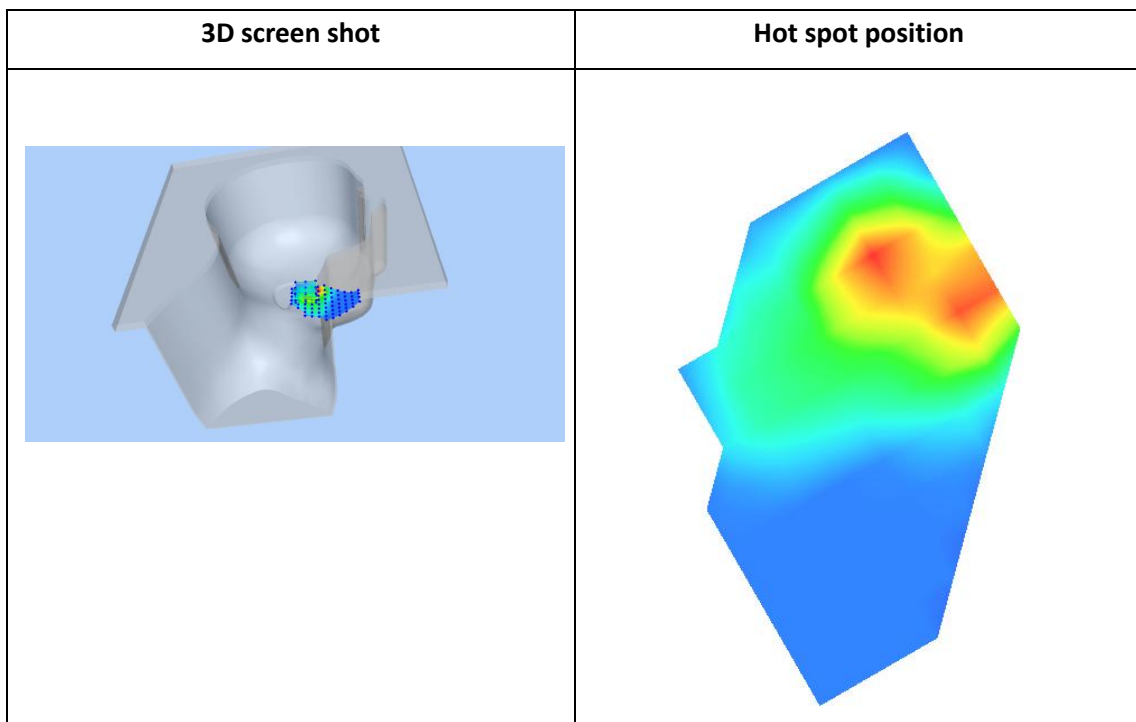
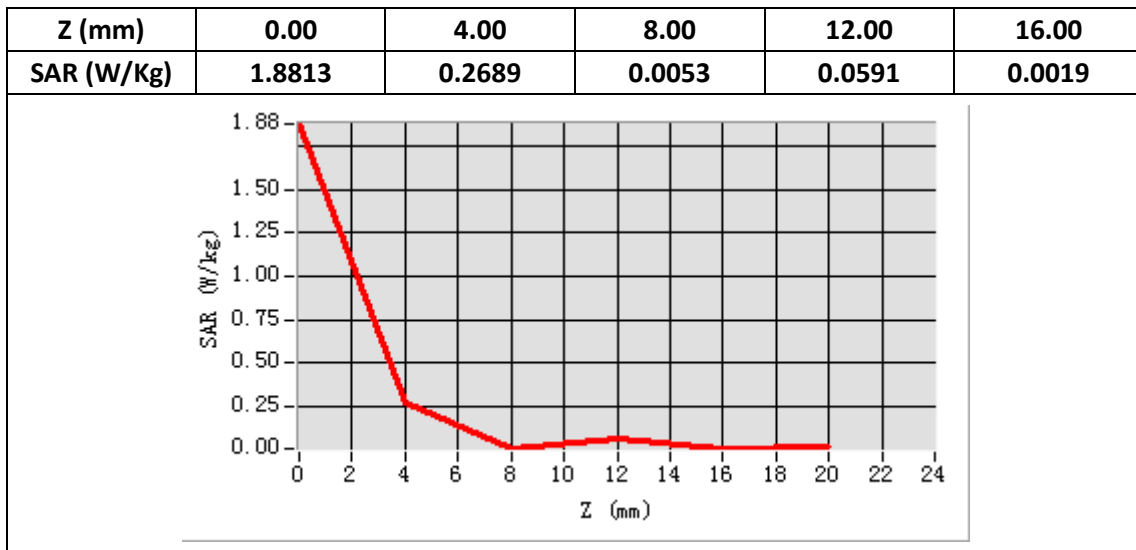
E-Field Probe	SATIMO SN_27/15_EPG0261
Frequency (MHz)	2437
Relative permittivity (real part)	40.25
Relative permittivity (imaginary part)	13.44
Conductivity (S/m)	1.83
Variation (%)	3.78
ConvF:	2.37



Maximum location: X=-17.00 Y=-12.00

SAR Peak: 0.54 W/kg

SAR 10g (W/Kg)	0.097370
SAR 1g (W/Kg)	0.222131



Plot 22: Wi-Fi 802.11b, Back ,Middle, 10mm

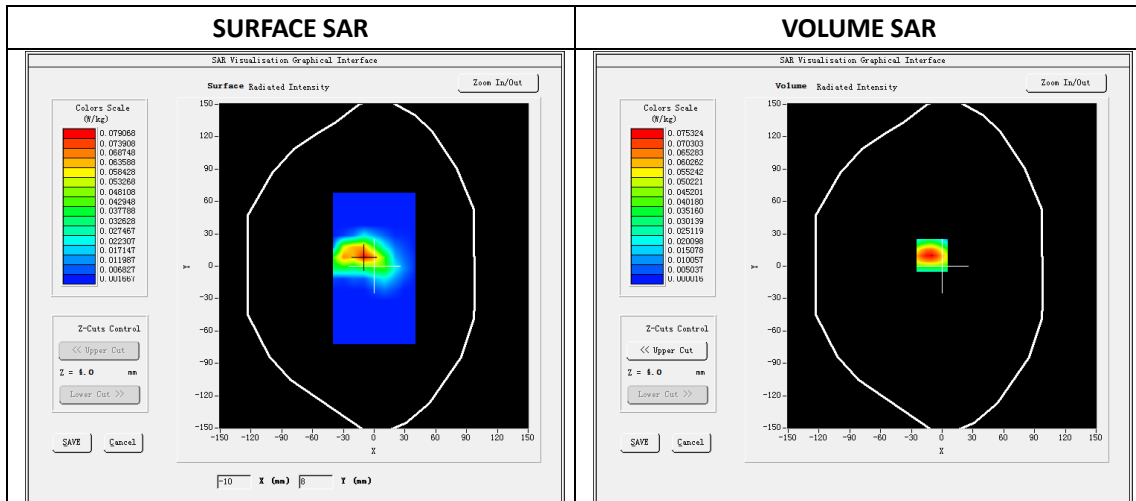
Type: Phone measurement
 Date of measurement: 08/29/2019
 Measurement duration: 22 minutes 29 seconds
 Mobile Phone IMEI number: --

A. Experimental conditions.

Area Scan	dx=5mm,dy=5mm
ZoomScan	7x7x8,dx=5mm dy=5mm dz=4mm
Phantom	Validation plane
Device Position	Back
Band	WIFI
Channels	6
Signal	DSSS (Duty cycle: 1:1)

B. SAR Measurement Results

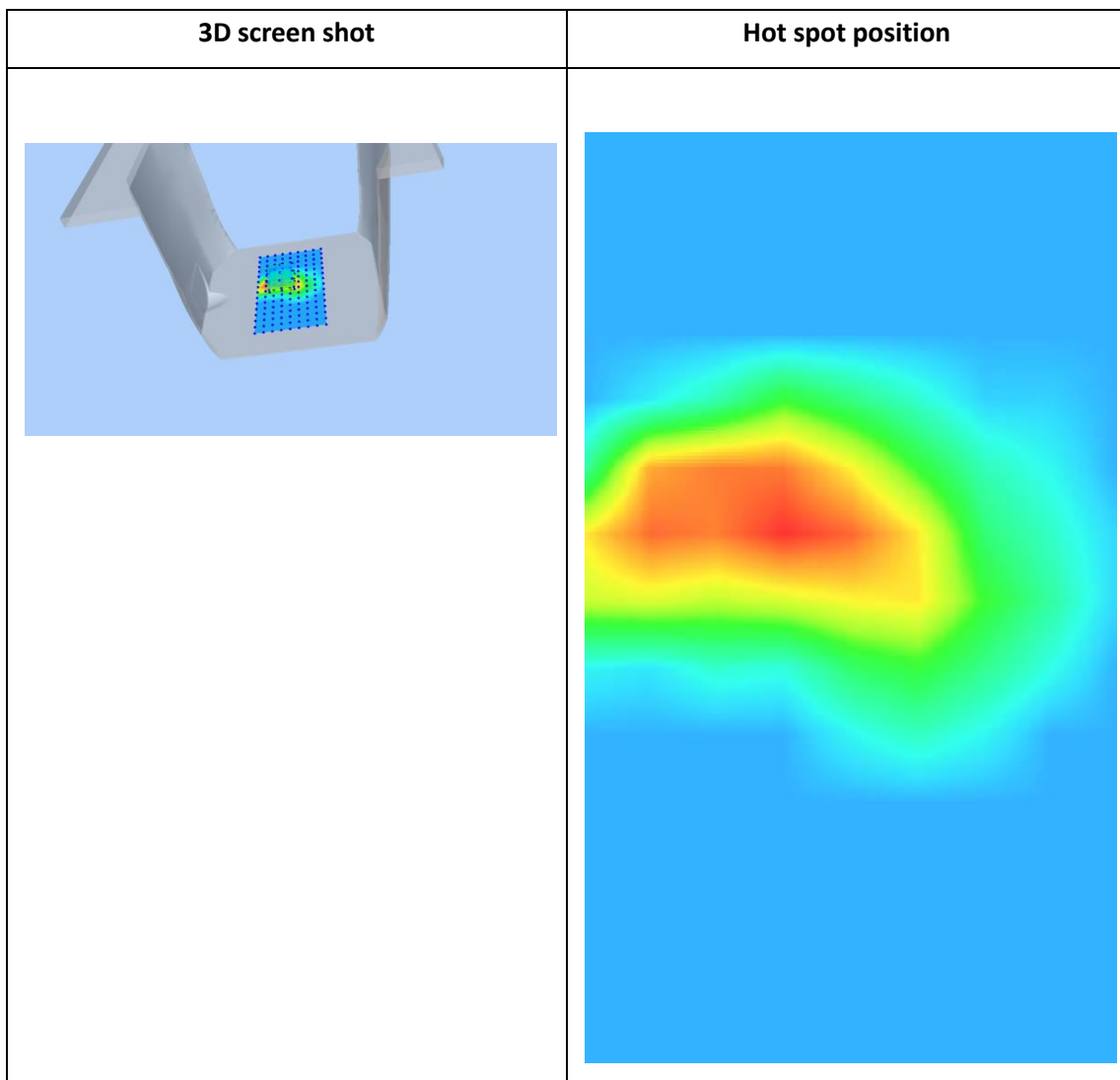
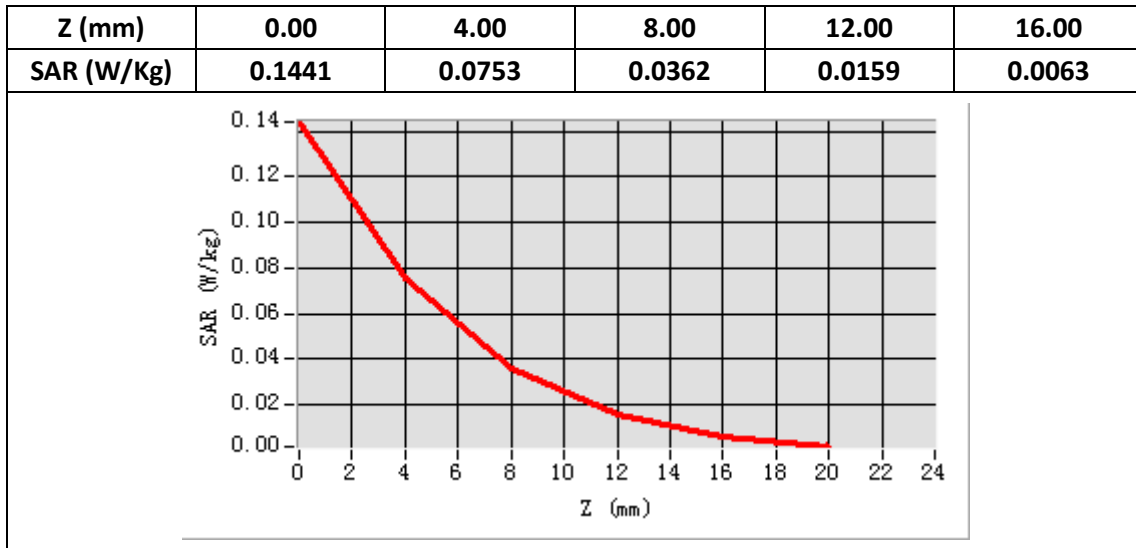
E-Field Probe	SATIMO SN_27/15_EPG0261
Frequency (MHz)	2437
Relative permittivity (real part)	52.88
Relative permittivity (imaginary part)	14.40
Conductivity (S/m)	1.96
Variation (%)	2.26
ConvF:	2.46



Maximum location: X=-10.00 Y=10.00

SAR Peak: 0.15W/kg

SAR 10g (W/Kg)	0.030930
SAR 1g (W/Kg)	0.070884



Plot 23: BT3.0 GFSK, Right Cheek, Middle

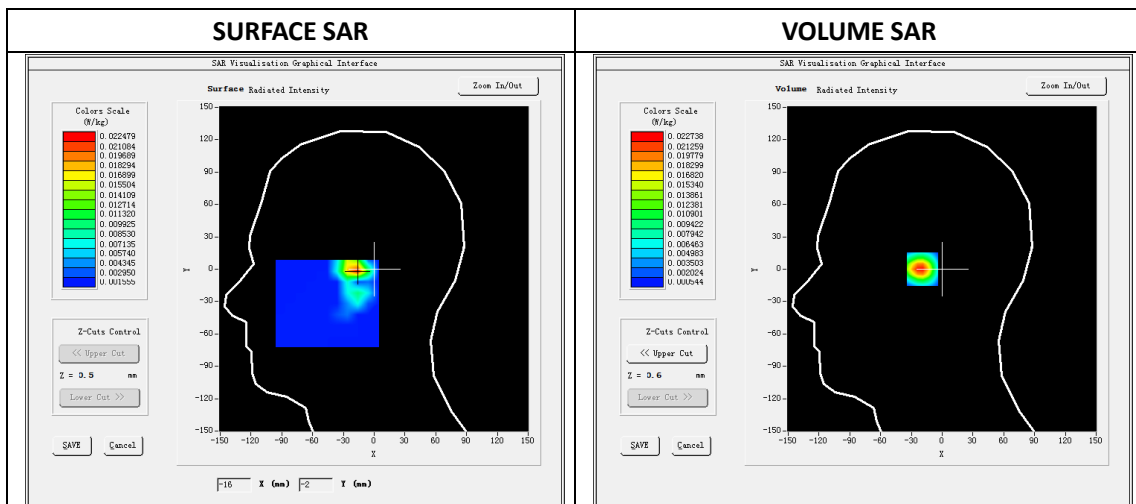
Type: Phone measurement
 Date of measurement: 08/29/2019
 Measurement duration: 22 minutes 32 seconds
 Mobile Phone IMEI number: --

A. Experimental conditions.

Area Scan	dx=8mm dy=8mm
ZoomScan	5x5x7,dx=8mm dy=8mm dz=5mm
Phantom	Validation plane
Device Position	Right Cheek
Band	BT3.0
Channels	39
Signal	GFSK (Duty cycle: 1:1)

B. SAR Measurement Results

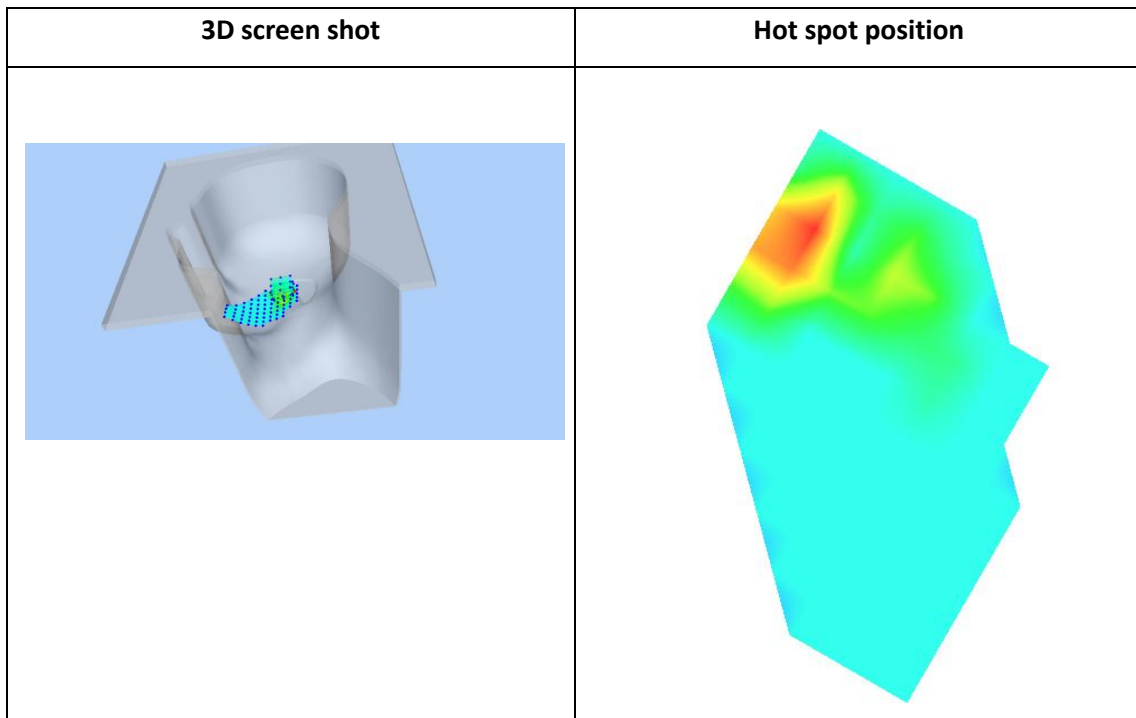
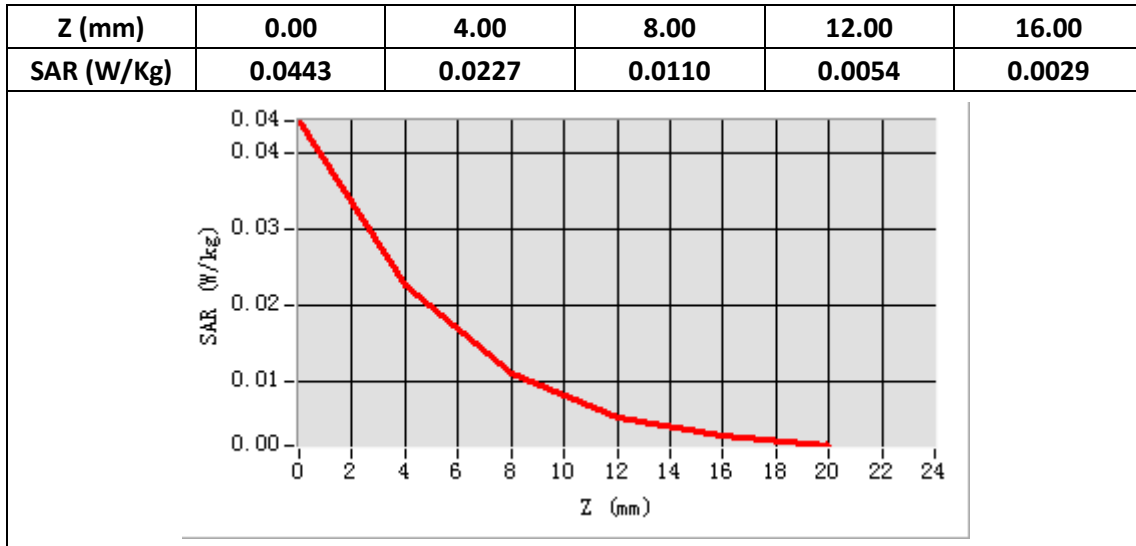
E-Field Probe	SATIMO SN_27/15_EPG0261
Frequency (MHz)	2441
Relative permittivity (real part)	40.25
Relative permittivity (imaginary part)	13.44
Conductivity (S/m)	1.83
Variation (%)	-3.37
ConvF:	2.37



Maximum location: X=-17.00 Y=0.00

SAR Peak: 0.04 W/kg

SAR 10g (W/Kg)	0.009121
SAR 1g (W/Kg)	0.020969



Plot 24: BT3.0 GFSK, Back,Middle, 10mm

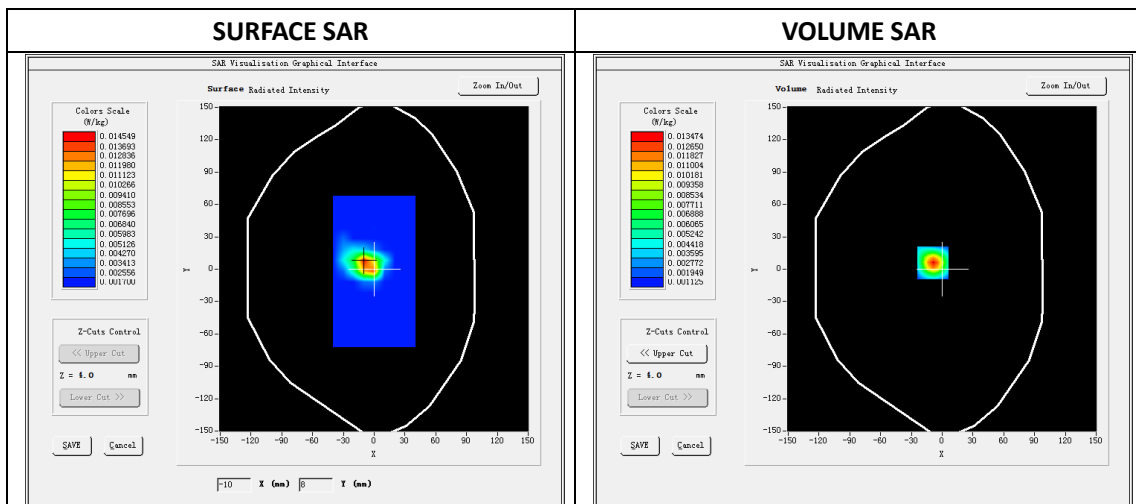
Type: Phone measurement
 Date of measurement: 08/29/2019
 Measurement duration: 22 minutes 31 seconds
 Mobile Phone IMEI number: --

A. Experimental conditions.

Area Scan	dx=8mm dy=8mm
ZoomScan	5x5x7,dx=8mm dy=8mm dz=5mm
Phantom	Validation plane
Device Position	Back
Band	BT3.0
Channels	39
Signal	GFSK (Duty cycle: 1:1)

B. SAR Measurement Results

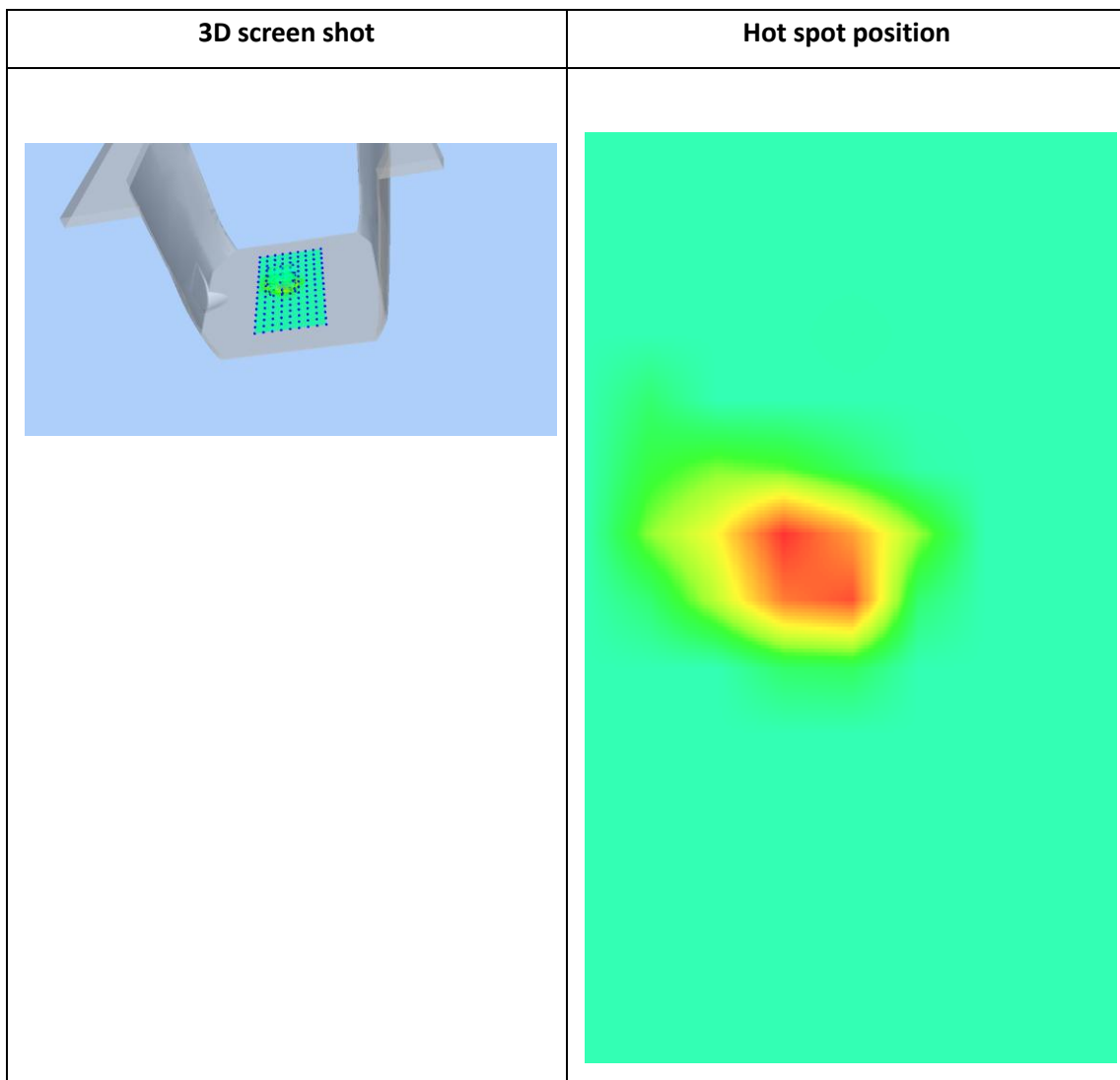
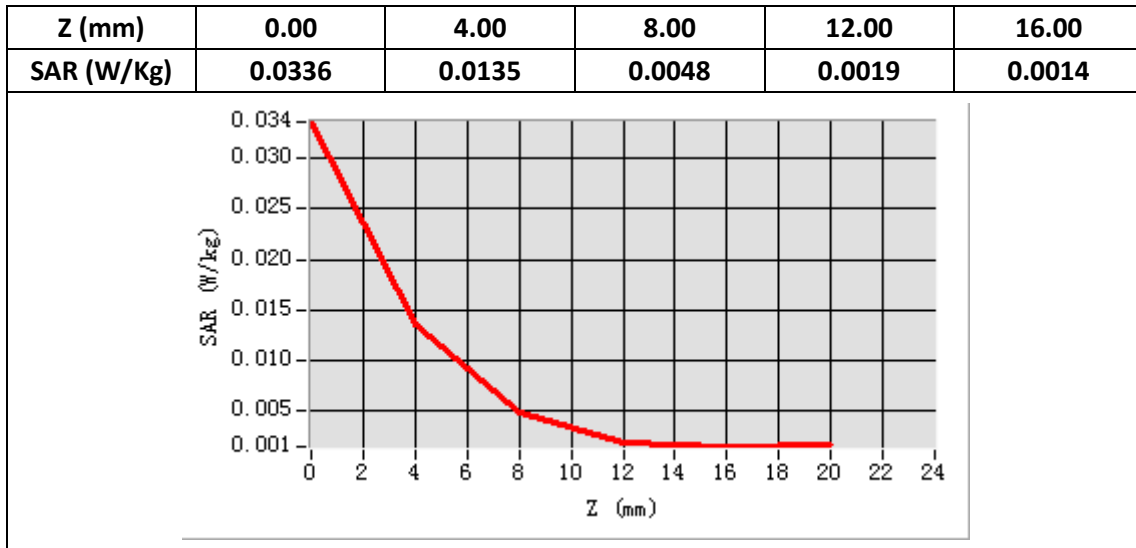
E-Field Probe	SATIMO SN_27/15_EPG0261
Frequency (MHz)	2441
Relative permittivity (real part)	52.88
Relative permittivity (imaginary part)	14.40
Conductivity (S/m)	1.96
Variation (%)	-3.16
ConvF:	2.46



Maximum location: X=-9.00 Y=6.00

SAR Peak: 0.03 W/kg

SAR 10g (W/Kg)	0.005399
SAR 1g (W/Kg)	0.012769



Plot 25: WIFI 5G 802.11a(20MHZ), Left Cheek,Middle

Type: Phone measurement

Date of measurement: 08/31/2019

Measurement duration: 22 minutes 33 seconds

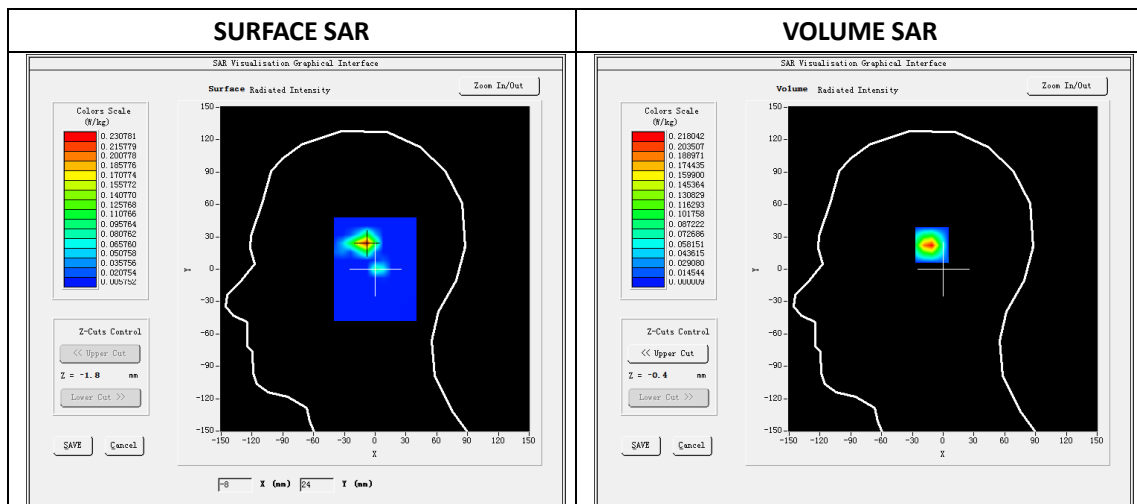
Mobile Phone IMEI number: --

A. Experimental conditions.

Area Scan	dx=4mm,dy=4mm
ZoomScan	7x7x12,dx=4m, dy=4mm, dz=2mm
Phantom	Validation plane
Device Position	Left Cheek
Band	WIFI 5G
Channels	44
Signal	OFDM (Duty cycle: 1:1)

B. SAR Measurement Results

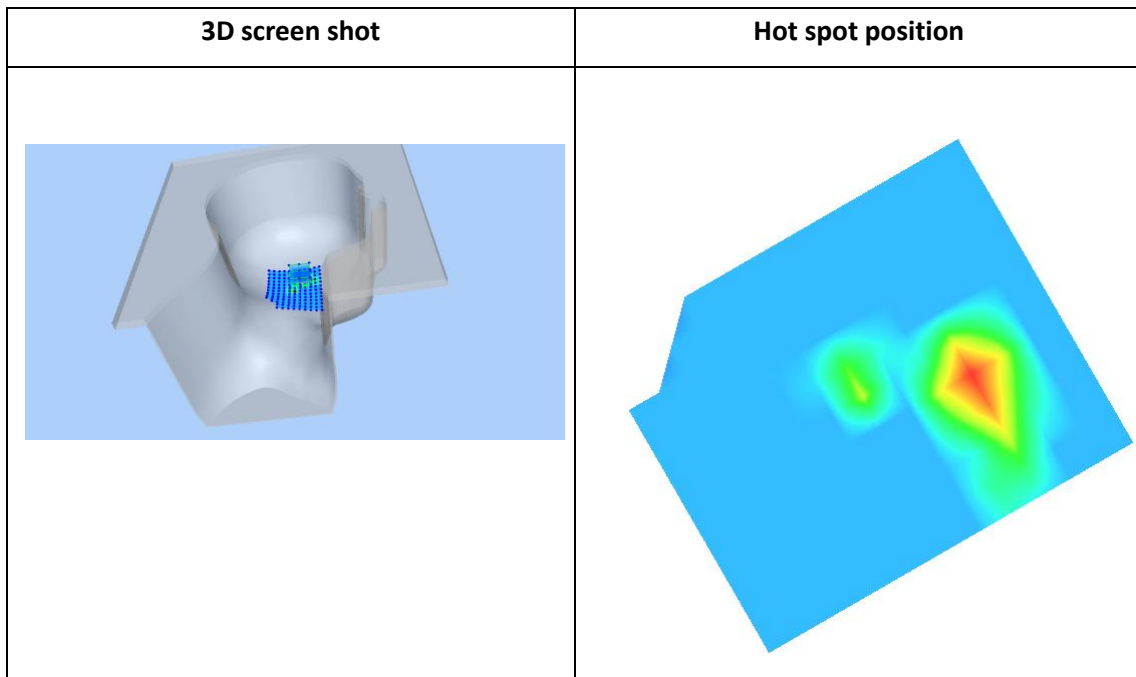
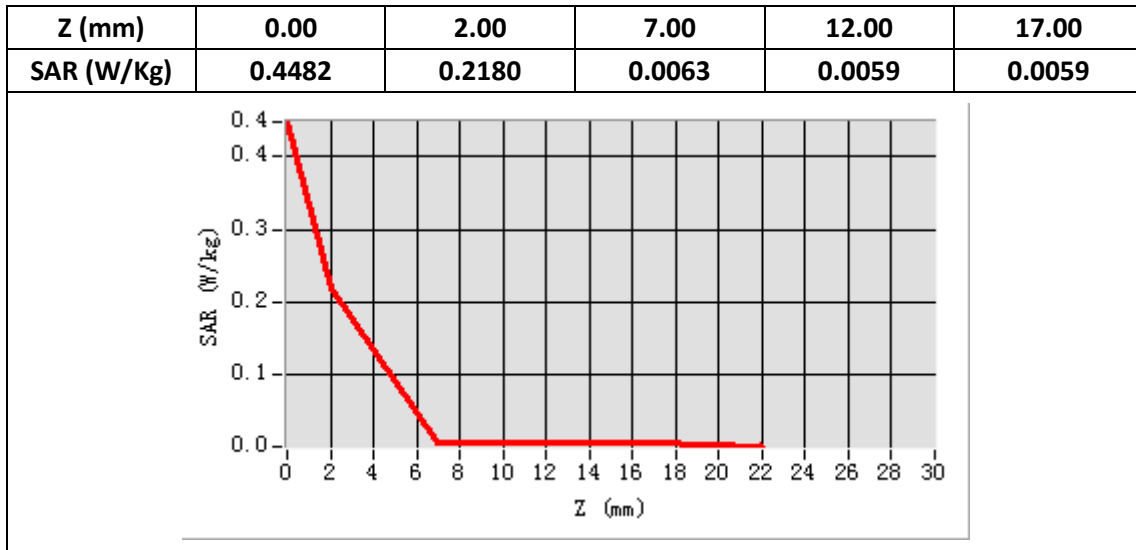
E-Field Probe	SATIMO SN_27/15_EPG0261
Frequency (MHz)	5220
Relative permittivity (real part)	36.66
Relative permittivity (imaginary part)	16.20
Conductivity (S/m)	4.68
Variation (%)	1.10
ConvF:	2.15



Maximum location: X=-9.00 Y=24.00

SAR Peak: 0.85 W/kg

SAR 10g (W/Kg)	0.076316
SAR 1g (W/Kg)	0.247868



Plot 26: WIFI 5G 802.11a(20MHz), Back , Middle,10mm

Type: Phone measurement

Date of measurement: 08/31/2019

Measurement duration: 22 minutes 38 seconds

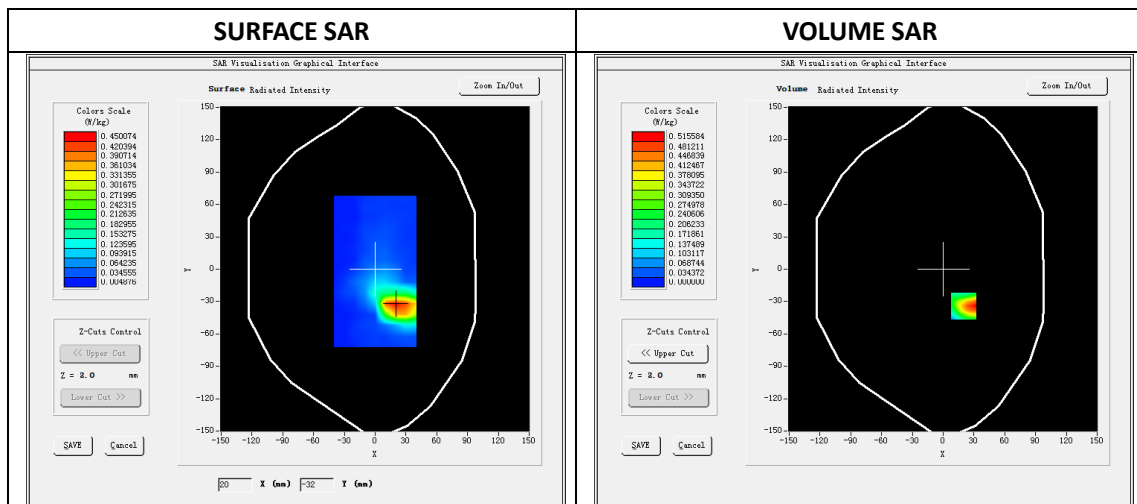
Mobile Phone IMEI number: --

A. Experimental conditions.

Area Scan	dx=4mm,dy=4mm
ZoomScan	7x7x12,dx=4m, dy=4mm, dz=2mm
Phantom	Validation plane
Device Position	Back
Band	WIFI 5G
Channels	44
Signal	OFDM (Duty cycle: 1:1)

B. SAR Measurement Results

E-Field Probe	SATIMO SN_27/15_EPG0261
Frequency (MHz)	5220
Relative permittivity (real part)	50.23
Relative permittivity (imaginary part)	18.10
Conductivity (S/m)	5.23
Variation (%)	1.65
ConvF:	2.21

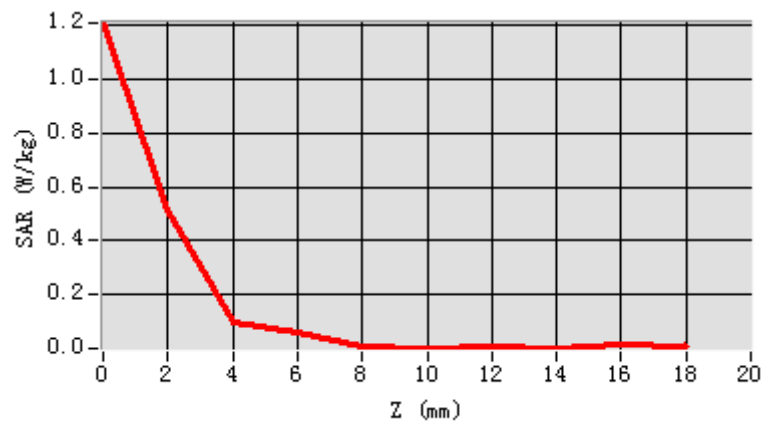


Maximum location: X=20.00 Y=-34.00

SAR Peak: 1.18 W/kg

SAR 10g (W/Kg)	0.075524
SAR 1g (W/Kg)	0.291400

Z (mm)	0.00	2.00	4.00	6.00	8.00	10.00	12.00	14.00	16.00
SAR (W/Kg)	1.2090	0.5156	0.0995	0.0594	0.0100	0.0028	0.0052	0.0009	0.0132



3D screen shot	Hot spot position
