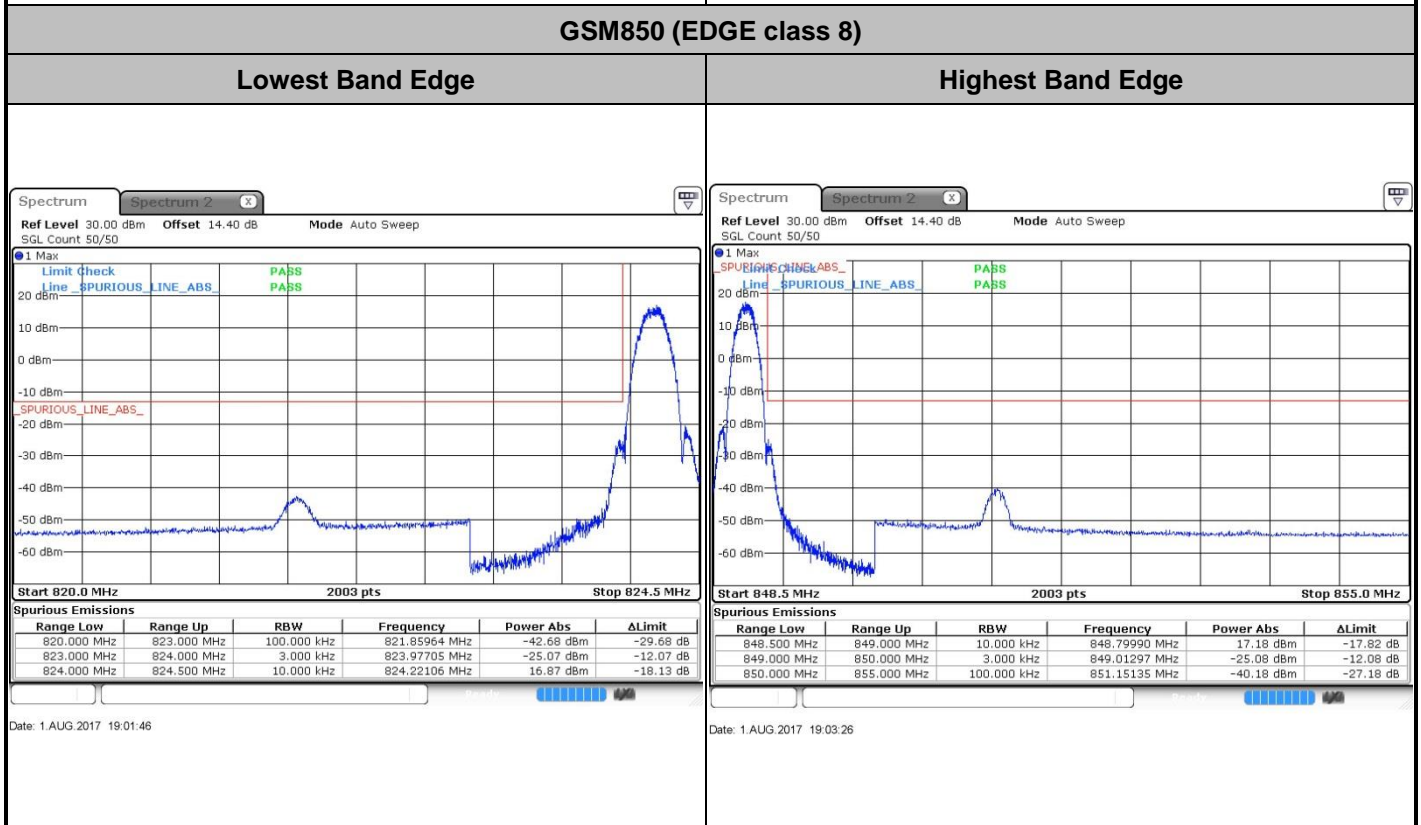
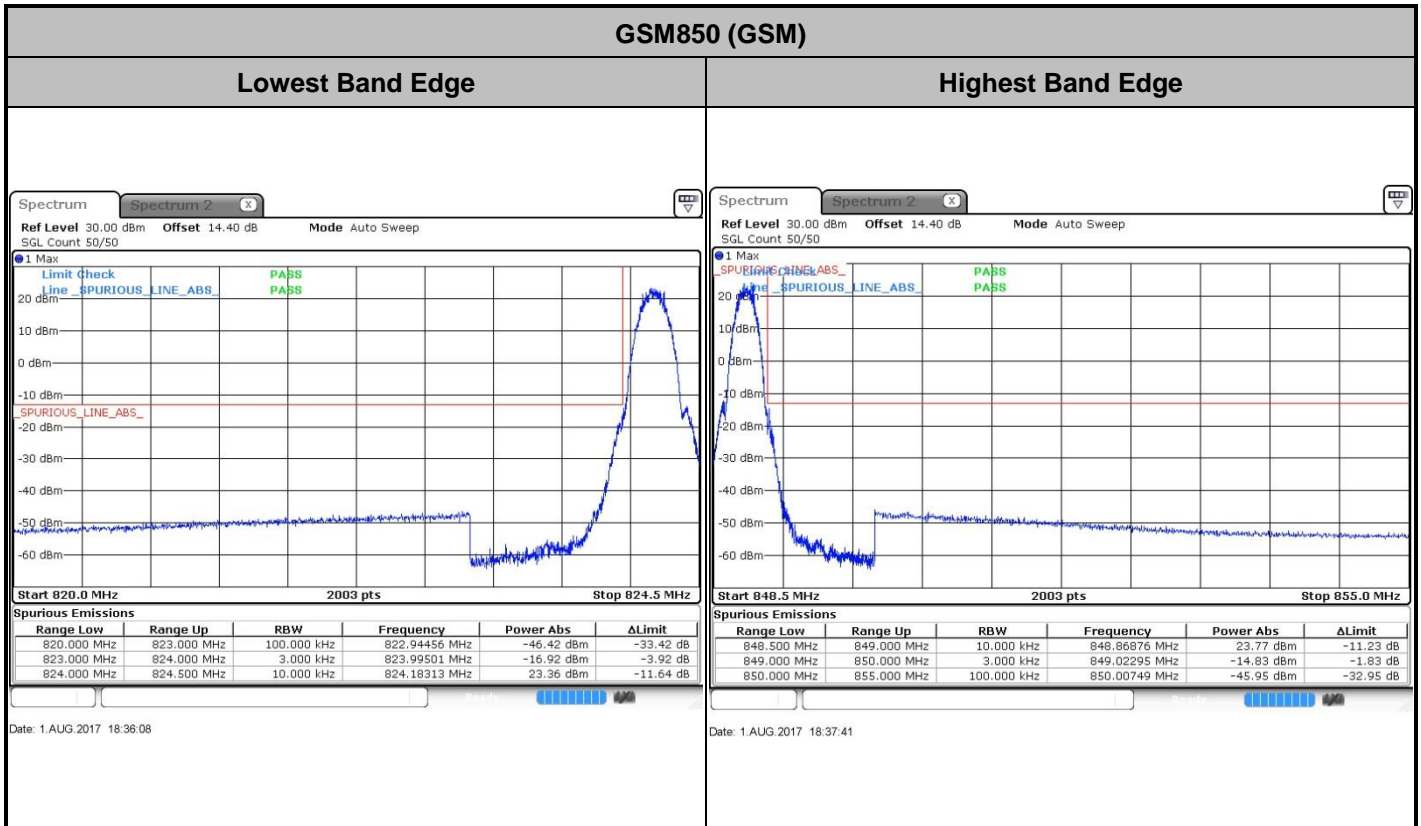




Conducted Band Edge

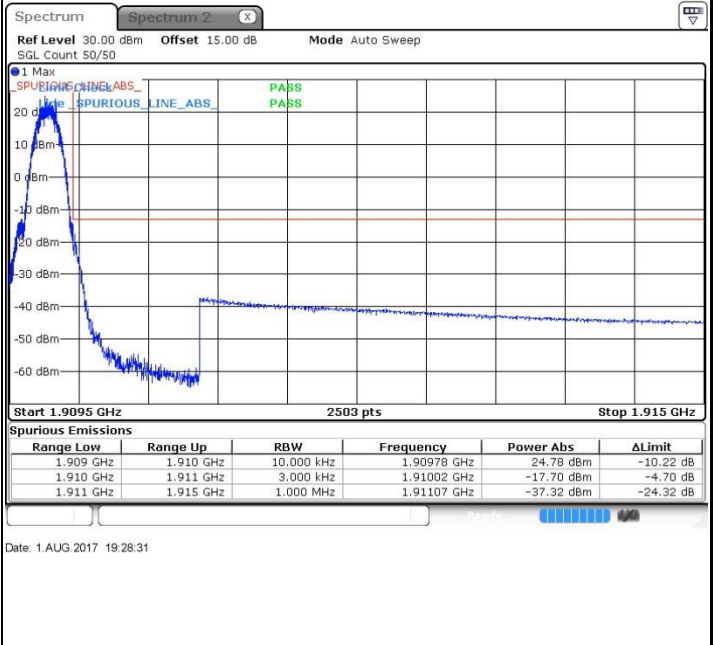
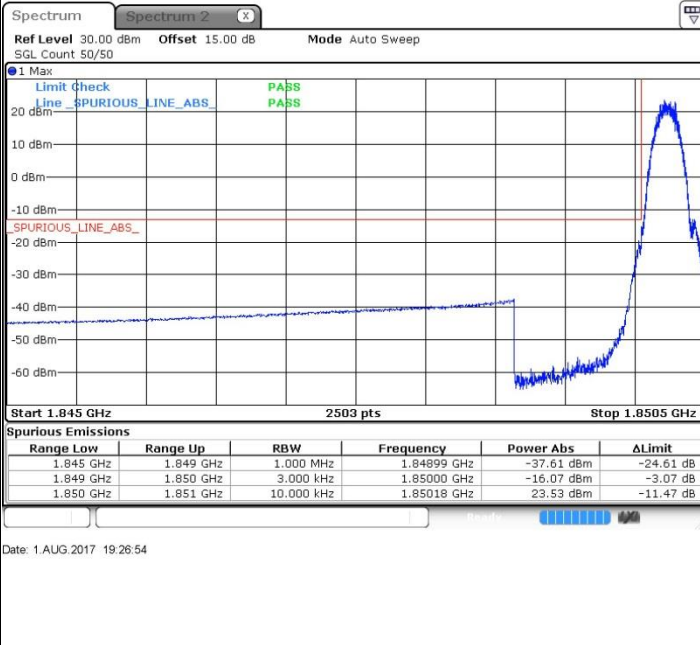




GSM1900 (GSM)

Lowest Band Edge

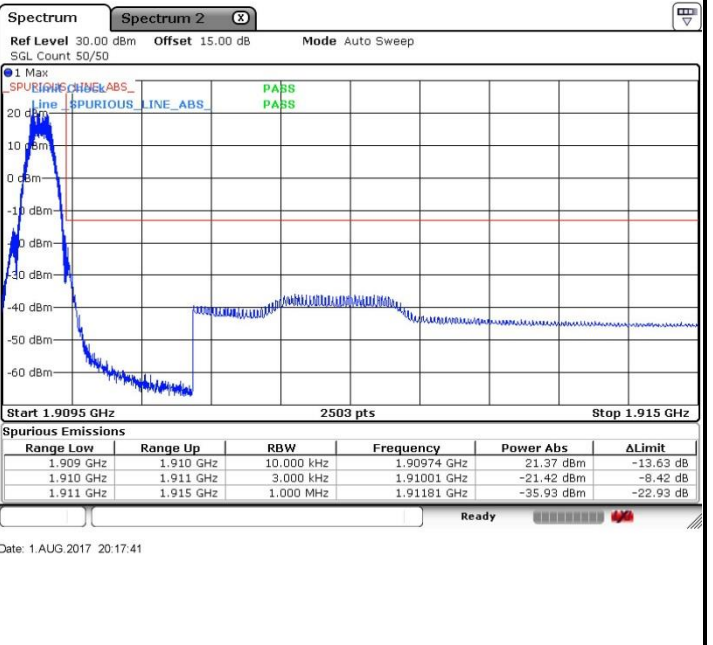
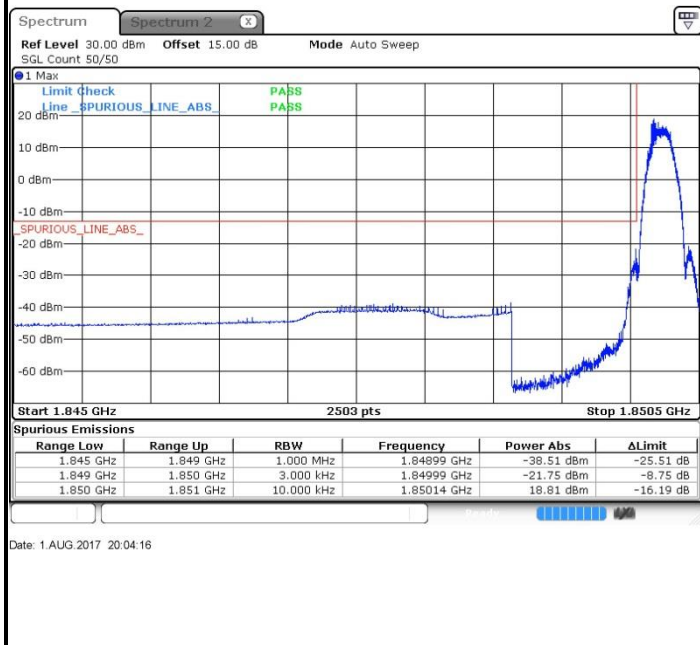
Highest Band Edge



GSM1900 (EDGE class 8)

Lowest Band Edge

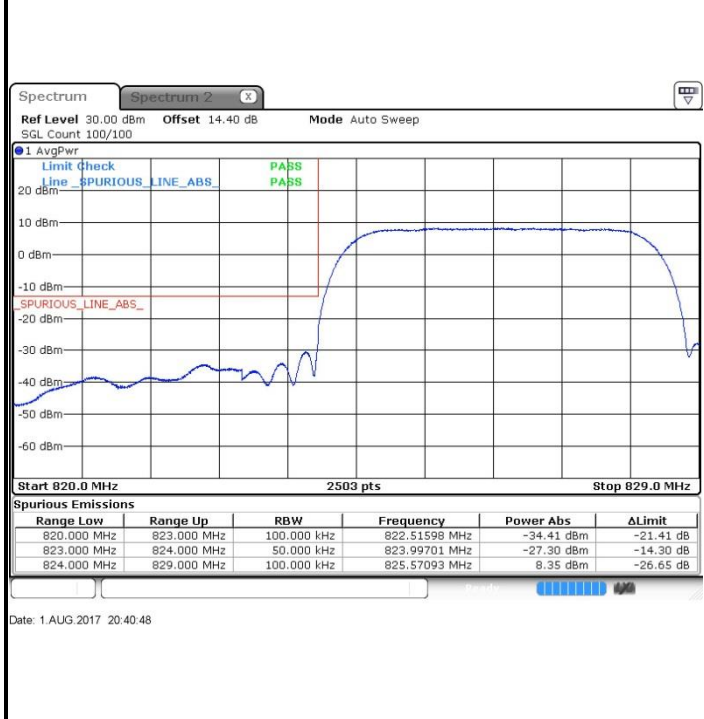
Highest Band Edge



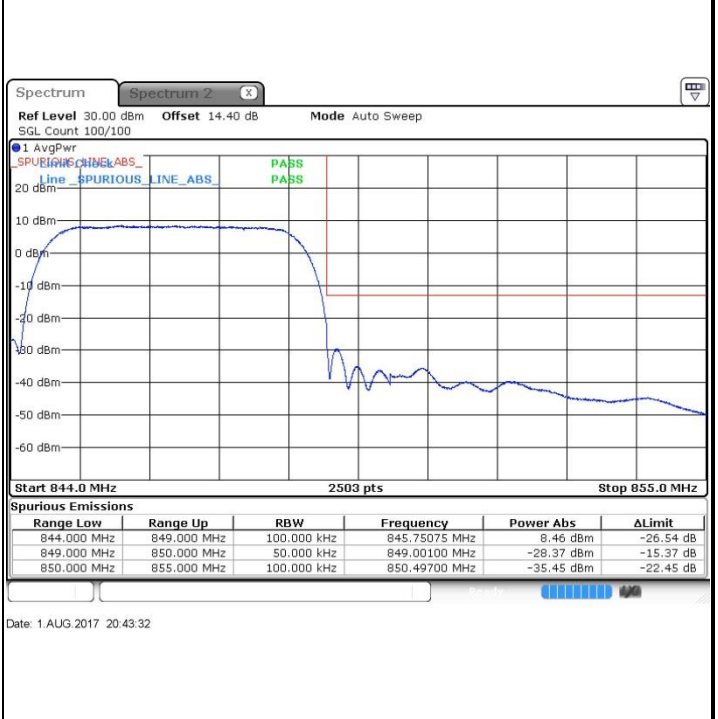


WCDMA Band V (RMC 12.2Kbps)

Lowest Band Edge

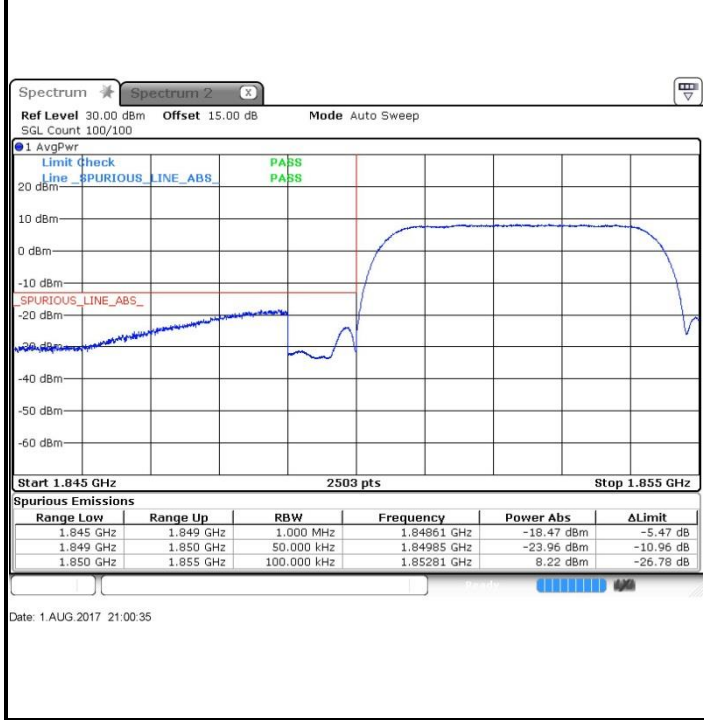


Highest Band Edge



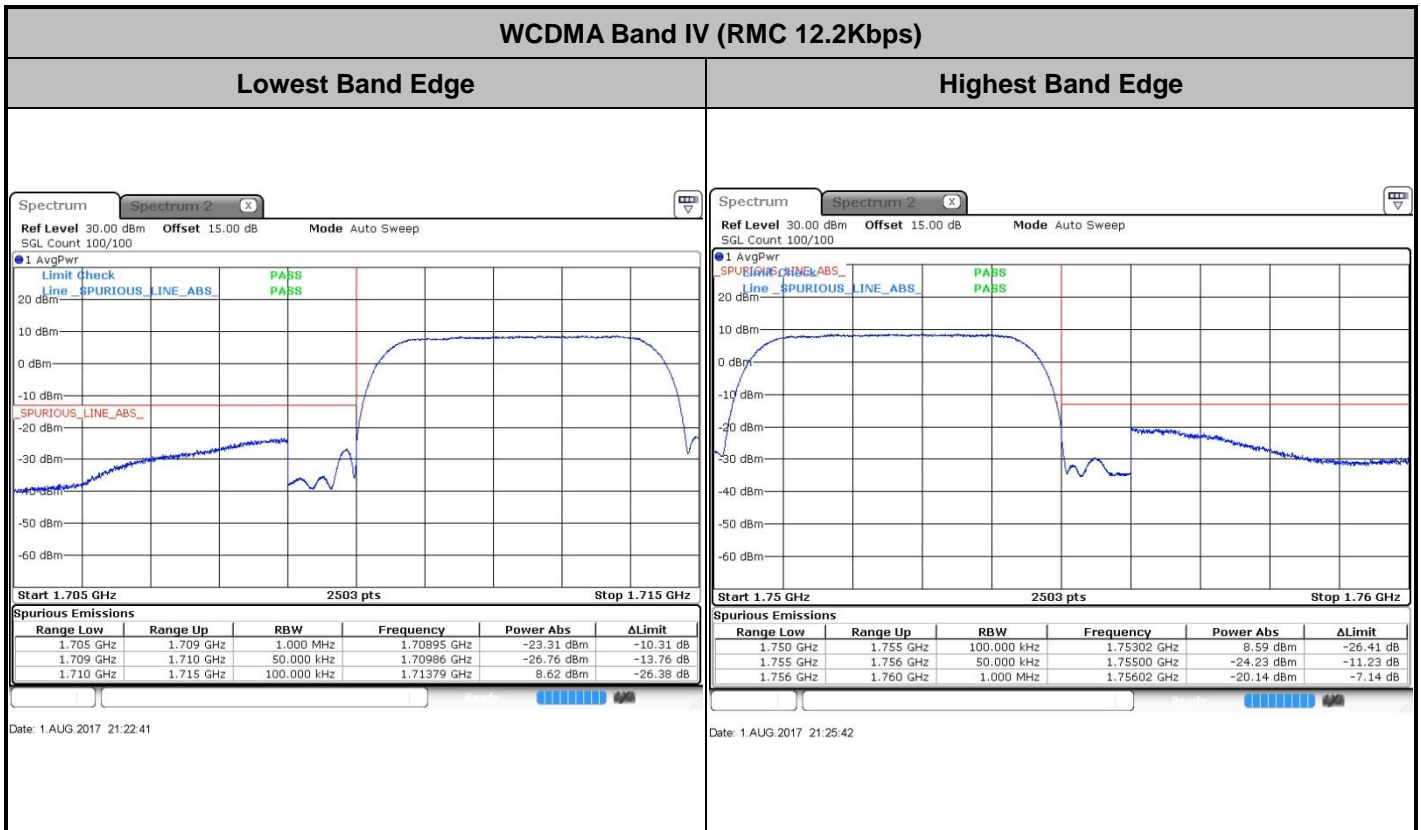
WCDMA Band II (RMC 12.2Kbps)

Lowest Band Edge



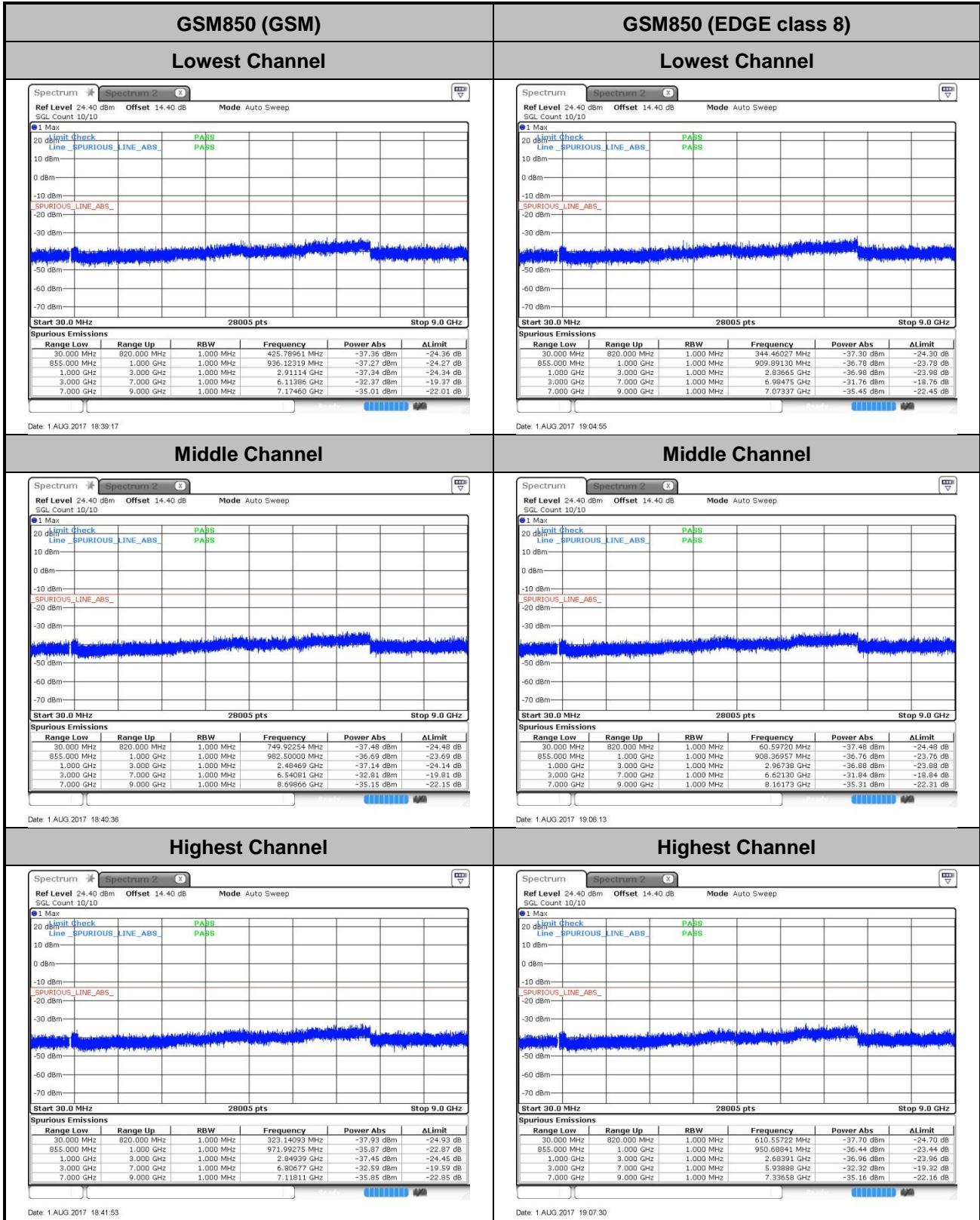
Highest Band Edge







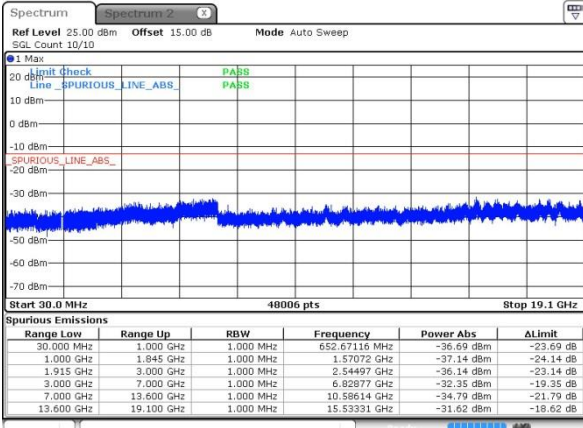
Conducted Spurious Emission





GSM1900 (GSM)

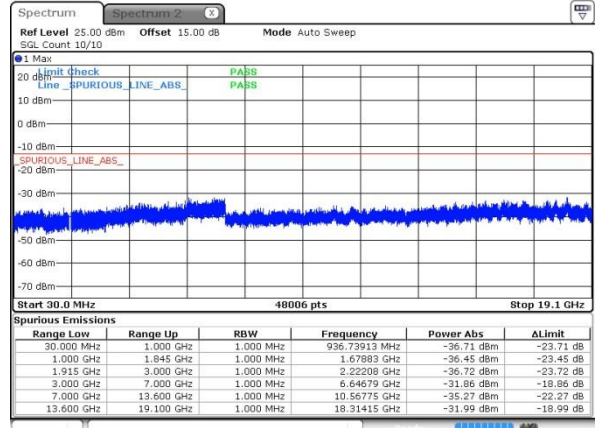
Lowest Channel



Date: 1 AUG 2017 19:32:24

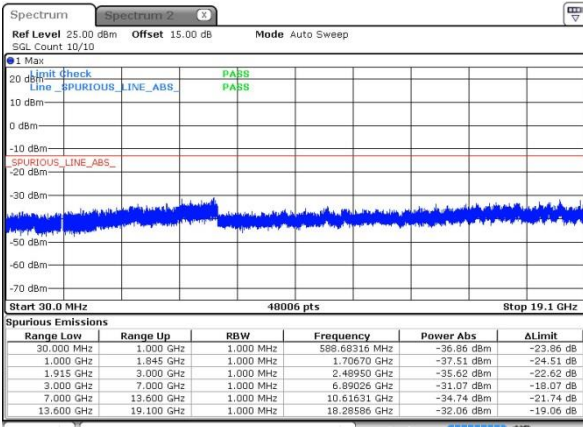
GSM1900 (EDGE class 8)

Lowest Channel



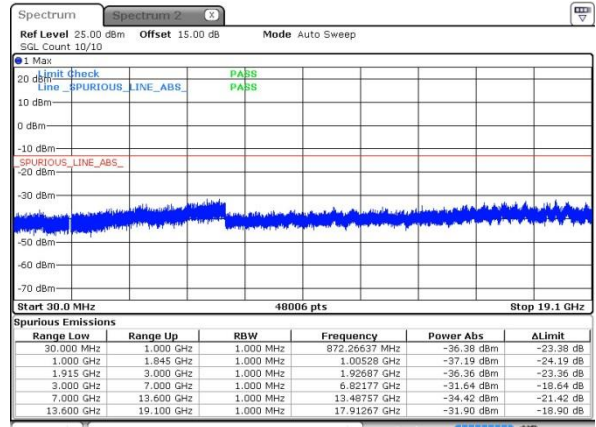
Date: 1 AUG 2017 20:21:21

Middle Channel



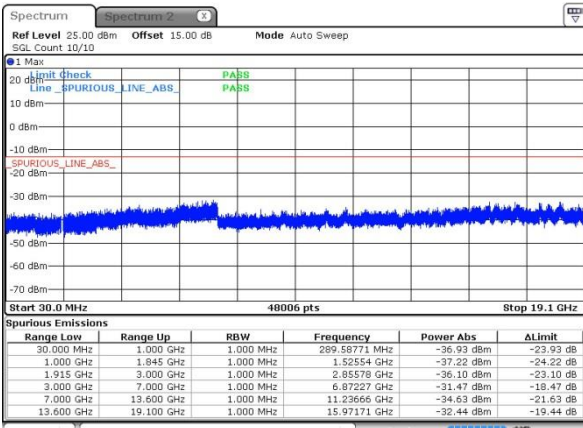
Date: 1 AUG 2017 19:33:43

Middle Channel



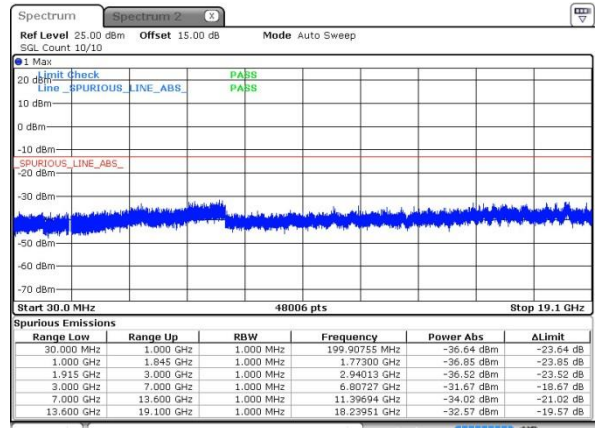
Date: 1 AUG 2017 20:22:53

Highest Channel



Date: 1 AUG 2017 19:35:12

Highest Channel

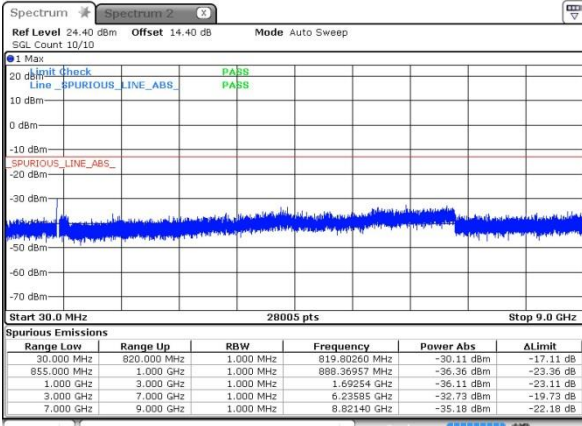


Date: 1 AUG 2017 20:24:13



WCDMA Band V (RMC 12.2Kbps)

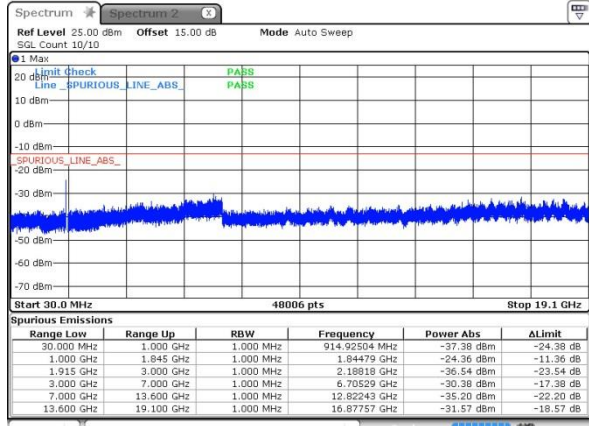
Lowest Channel



Date: 1 AUG 2017 20:44:57

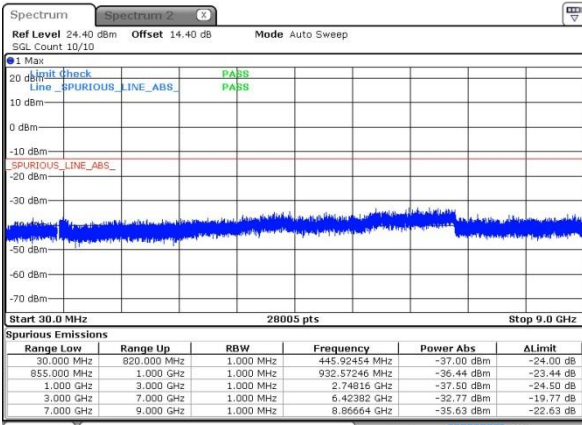
WCDMA Band II (RMC 12.2Kbps)

Lowest Channel



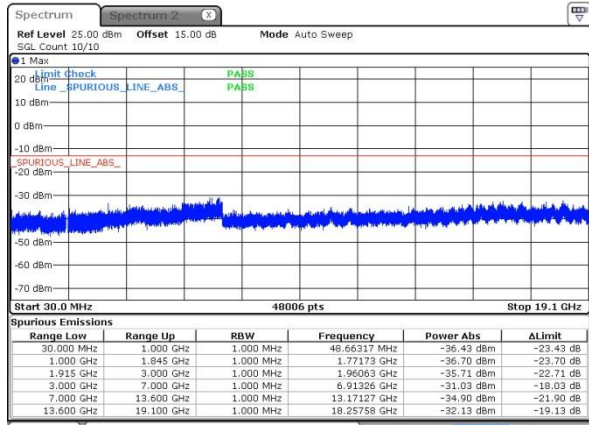
Date: 1 AUG 2017 21:05:09

Middle Channel



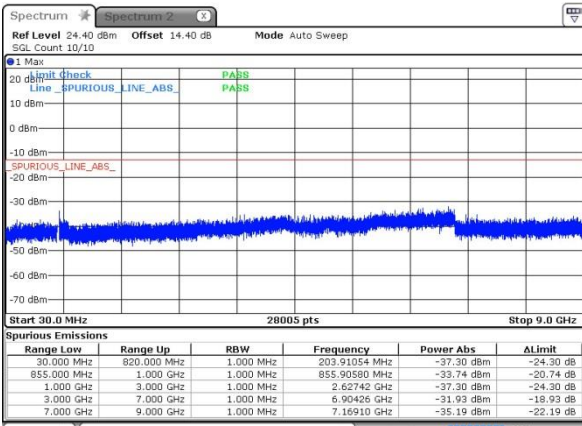
Date: 1 AUG 2017 20:46:21

Middle Channel



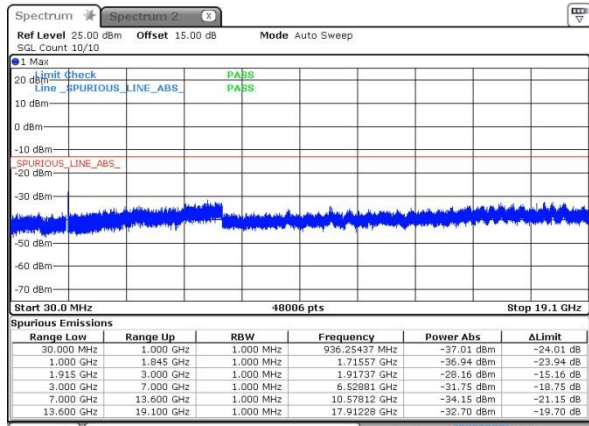
Date: 1 AUG 2017 21:06:28

Highest Channel



Date: 1 AUG 2017 20:47:41

Highest Channel

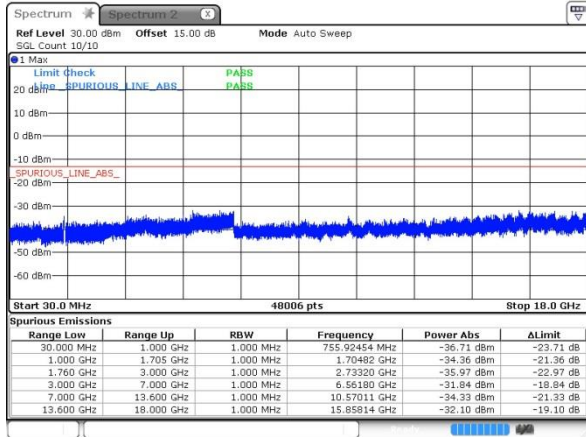


Date: 1 AUG 2017 21:07:47



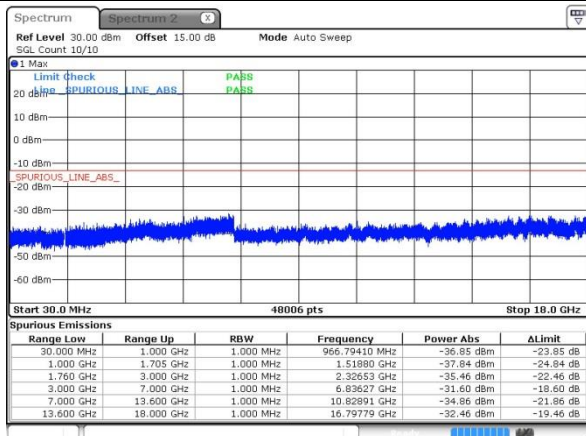
WCDMA Band IV (RMC 12.2Kbps)

Lowest Channel



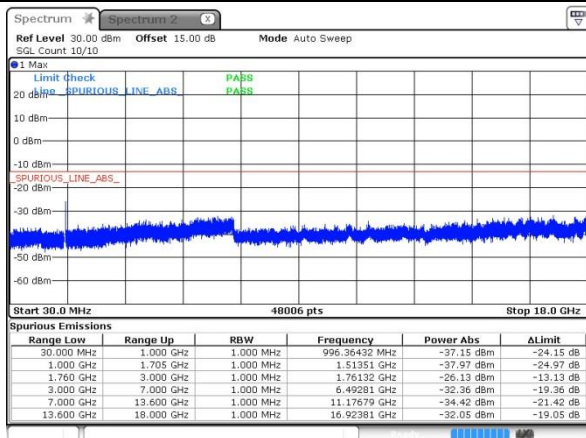
Date: 1 AUG 2017 21:35:04

Middle Channel



Date: 1 AUG 2017 21:36:30

Highest Channel



Date: 1 AUG 2017 21:37:56



Frequency Stability

Test Conditions	Middle Channel	GSM850 (GSM)	GSM850 (EDGE class 8)	Limit 2.5ppm
Temperature (°C)	Voltage (Volt)	Deviation (ppm)		Result
50	Normal Voltage	0.0036	0.0287	PASS
40	Normal Voltage	0.0024	0.0024	
30	Normal Voltage	0.0084	0.0359	
20(Ref.)	Normal Voltage	0.0000	0.0000	
10	Normal Voltage	0.0048	0.0191	
0	Normal Voltage	0.0048	0.0263	
-10	Normal Voltage	0.0072	0.0347	
-20	Normal Voltage	0.0012	0.0395	
-30	Normal Voltage	0.0036	0.0323	
20	Maximum Voltage	0.0000	0.0347	
20	Normal Voltage	0.0096	0.0311	
20	Battery End Point	0.0072	0.0215	

Note: Normal Voltage = 3.8V. ; Battery End Point (BEP) = 3.4V. ; Maximum Voltage =4.35V



Test Conditions	Middle Channel	GSM1900 (GSM)	GSM1900 (EDGE class 8)	Limit Note 2.
Temperature (°C)	Voltage (Volt)	Deviation (ppm)		Result
50	Normal Voltage	0.0043	0.0181	PASS
40	Normal Voltage	0.0005	0.0191	
30	Normal Voltage	0.0191	0.0053	
20(Ref.)	Normal Voltage	0.0000	0.0000	
10	Normal Voltage	0.0027	0.0165	
0	Normal Voltage	0.0016	0.0027	
-10	Normal Voltage	0.0154	0.0197	
-20	Normal Voltage	0.0000	0.0021	
-30	Normal Voltage	0.0149	0.0218	
20	Maximum Voltage	0.0138	0.0181	
20	Normal Voltage	0.0128	0.0122	
20	Battery End Point	0.0048	0.0186	

Note:

1. Normal Voltage = 3.8V. ; Battery End Point (BEP) = 3.4V. ; Maximum Voltage =4.35V
2. The frequency fundamental emissions stay within the authorized frequency block based on the frequency deviation measured is small.



Test Conditions	Middle Channel	WCDMA Band V (RMC 12.2Kbps)	Limit 2.5ppm
Temperature (°C)	Voltage (Volt)	Deviation (ppm)	Result
50	Normal Voltage	0.0012	PASS
40	Normal Voltage	0.0191	
30	Normal Voltage	0.0179	
20(Ref.)	Normal Voltage	0.0000	
10	Normal Voltage	0.0060	
0	Normal Voltage	0.0239	
-10	Normal Voltage	0.0215	
-20	Normal Voltage	0.0036	
-30	Normal Voltage	0.0155	
20	Maximum Voltage	0.0048	
20	Normal Voltage	0.0203	
20	Battery End Point	0.0143	

Note: Normal Voltage = 3.8V. ; Battery End Point (BEP) = 3.4V. ; Maximum Voltage =4.35V

Test Conditions	Middle Channel	WCDMA Band II (RMC 12.2Kbps)	Limit Note 2.
Temperature (°C)	Voltage (Volt)	Deviation (ppm)	Result
50	Normal Voltage	0.0048	PASS
40	Normal Voltage	0.0037	
30	Normal Voltage	0.0032	
20(Ref.)	Normal Voltage	0.0000	
10	Normal Voltage	0.0011	
0	Normal Voltage	0.0043	
-10	Normal Voltage	0.0021	
-20	Normal Voltage	0.0064	
-30	Normal Voltage	0.0027	
20	Maximum Voltage	0.0053	
20	Normal Voltage	0.0032	
20	Battery End Point	0.0016	

. Note:

1. Normal Voltage = 3.8V. ; Battery End Point (BEP) = 3.4V. ; Maximum Voltage =4.35V
2. The frequency fundamental emissions stay within the authorized frequency block based on the frequency deviation measured is small.



Test Conditions	Middle Channel	WCDMA Band IV (RMC 12.2Kbps)	Limit Note 2.
Temperature (°C)	Voltage (Volt)	Deviation (ppm)	Result
50	Normal Voltage	0.0110	PASS
40	Normal Voltage	0.0087	
30	Normal Voltage	0.0035	
20(Ref.)	Normal Voltage	0.0000	
10	Normal Voltage	0.0006	
0	Normal Voltage	0.0023	
-10	Normal Voltage	0.0115	
-20	Normal Voltage	0.0127	
-30	Normal Voltage	0.0029	
20	Maximum Voltage	0.0040	
20	Normal Voltage	0.0012	
20	Battery End Point	0.0092	

Note:

1. Normal Voltage = 3.8V. ; Battery End Point (BEP) = 3.4V. ; Maximum Voltage =4.35V
2. The frequency fundamental emissions stay within the authorized frequency block based on the frequency deviation measured is small.



Appendix B. Test Results of Radiated Test

Radiated Spurious Emission

GSM850 (GSM)									
Channel	Frequency (MHz)	ERP (dBm)	Limit (dBm)	Over Limit (dB)	SPA Reading (dBm)	S.G. Power (dBm)	TX Cable loss (dB)	TX Antenna Gain (dBi)	Polarization (H/V)
Middle	1672	-53.62	-13	-40.62	-57.96	-55.94	1.33	5.80	H
	2508	-60.30	-13	-47.30	-69.65	-63.47	1.58	6.90	H
	3345	-65.96	-13	-52.96	-75.17	-69.46	1.85	7.50	H
	1672	-58.97	-13	-45.97	-61.31	-61.29	1.33	5.80	V
	2508	-61.79	-13	-48.79	-69.76	-64.96	1.58	6.90	V
	3345	-66.48	-13	-53.48	-75.50	-69.98	1.85	7.50	V

Remark: Spurious emissions within 30-1000MHz were found more than 20dB below limit line.

GSM850 (EDGE class 8)									
Channel	Frequency (MHz)	ERP (dBm)	Limit (dBm)	Over Limit (dB)	SPA Reading (dBm)	S.G. Power (dBm)	TX Cable loss (dB)	TX Antenna Gain (dBi)	Polarization (H/V)
Middle	1672	-63.77	-13	-50.77	-66.37	-66.09	1.33	5.80	H
	2509	-63.44	-13	-50.44	-72.79	-66.61	1.58	6.90	H
	3345	-66.75	-13	-53.75	-75.96	-70.25	1.85	7.50	H
	1672	-65.01	-13	-52.01	-66.88	-67.33	1.33	5.80	V
	2508	-64.16	-13	-51.16	-72.13	-67.33	1.58	6.90	V
	3345	-66.23	-13	-53.23	-75.25	-69.73	1.85	7.50	V

Remark: Spurious emissions within 30-1000MHz were found more than 20dB below limit line.



GSM1900 (GSM)									
Channel	Frequency (MHz)	EIRP (dBm)	Limit (dBm)	Over Limit (dB)	SPA Reading (dBm)	S.G. Power (dBm)	TX Cable loss (dB)	TX Antenna Gain (dBi)	Polarization (H/V)
Middle	3759	-68.88	-13	-55.88	-72.39	-73.87	1.88	6.87	H
	5640	-52.45	-13	-39.45	-60.64	-59.75	2.38	9.68	H
	7521	-65.08	-13	-52.08	-77.11	-74.15	2.74	11.81	H
	3759	-69.16	-13	-56.16	-72.95	-74.15	1.88	6.87	V
	5640	-59.87	-13	-46.87	-68.44	-67.17	2.38	9.68	V
	7521	-64.30	-13	-51.30	-75.01	-73.37	2.74	11.81	V

Remark: Spurious emissions within 30-1000MHz were found more than 20dB below limit line.

GSM1900 (EDGE class 8)									
Channel	Frequency (MHz)	EIRP (dBm)	Limit (dBm)	Over Limit (dB)	SPA Reading (dBm)	S.G. Power (dBm)	TX Cable loss (dB)	TX Antenna Gain (dBi)	Polarization (H/V)
Middle	3759	-69.94	-13	-56.94	-73.45	-74.93	1.88	6.87	H
	5640	-61.50	-13	-48.50	-69.69	-68.80	2.38	9.68	H
	7521	-63.60	-13	-50.60	-75.63	-72.67	2.74	11.81	H
	3759	-68.44	-13	-55.44	-72.23	-73.43	1.88	6.87	V
	5640	-66.22	-13	-53.22	-74.79	-73.52	2.38	9.68	V
	7521	-65.12	-13	-52.12	-75.83	-74.19	2.74	11.81	V

Remark: Spurious emissions within 30-1000MHz were found more than 20dB below limit line.



WCDMA Band V(RMC 12.2Kbps)									
Channel	Frequency (MHz)	ERP (dBm)	Limit (dBm)	Over Limit (dB)	SPA Reading (dBm)	S.G. Power (dBm)	TX Cable loss (dB)	TX Antenna Gain (dBi)	Polarization (H/V)
Middle	1672	-67.82	-13	-54.82	-70.42	-70.14	1.33	5.80	H
	2508	-62.59	-13	-49.59	-71.94	-65.76	1.58	6.90	H
	3345	-66.66	-13	-53.66	-75.87	-70.16	1.85	7.50	H
	1672	-68.96	-13	-55.96	-70.83	-71.28	1.33	5.80	V
	2508	-64.17	-13	-51.17	-72.14	-67.34	1.58	6.90	V
	3345	-66.78	-13	-53.78	-75.80	-70.28	1.85	7.50	V

Remark: Spurious emissions within 30-1000MHz were found more than 20dB below limit line.

WCDMA Band II(RMC 12.2Kbps)									
Channel	Frequency (MHz)	EIRP (dBm)	Limit (dBm)	Over Limit (dB)	SPA Reading (dBm)	S.G. Power (dBm)	TX Cable loss (dB)	TX Antenna Gain (dBi)	Polarization (H/V)
Middle	3759	-68.66	-13	-55.66	-72.17	-73.65	1.88	6.87	H
	5640	-63.34	-13	-50.34	-71.53	-70.64	2.38	9.68	H
	7521	-63.68	-13	-50.68	-75.71	-72.75	2.74	11.81	H
	3759	-68.80	-13	-55.80	-72.59	-73.79	1.88	6.87	V
	5640	-65.10	-13	-52.10	-73.67	-72.40	2.38	9.68	V
	7521	-64.44	-13	-51.44	-75.15	-73.51	2.74	11.81	V

Remark: Spurious emissions within 30-1000MHz were found more than 20dB below limit line.

WCDMA Band IV(RMC 12.2Kbps)									
Channel	Frequency (MHz)	EIRP (dBm)	Limit (dBm)	Over Limit (dB)	SPA Reading (dBm)	S.G. Power (dBm)	TX Cable loss (dB)	TX Antenna Gain (dBi)	Polarization (H/V)
Middle	3465	-64.61	-13	-51.61	-71.40	-69.50	1.81	6.70	H
	5199	-59.17	-13	-46.17	-71.85	-66.07	2.23	9.13	H
	6930	-60.14	-13	-47.14	-75.32	-68.20	2.60	10.66	H
	3465	-66.53	-13	-53.53	-71.73	-71.42	1.81	6.70	V
	5199	-59.66	-13	-46.66	-73.21	-66.56	2.23	9.13	V
	6930	-61.49	-13	-48.49	-76.54	-69.55	2.6	10.66	V