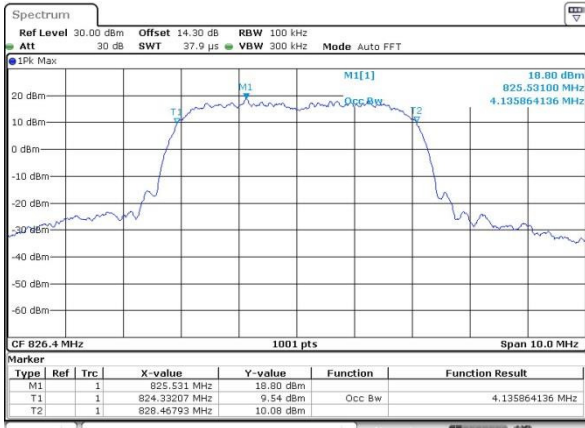




WCDMA Band V (RMC 12.2Kbps)

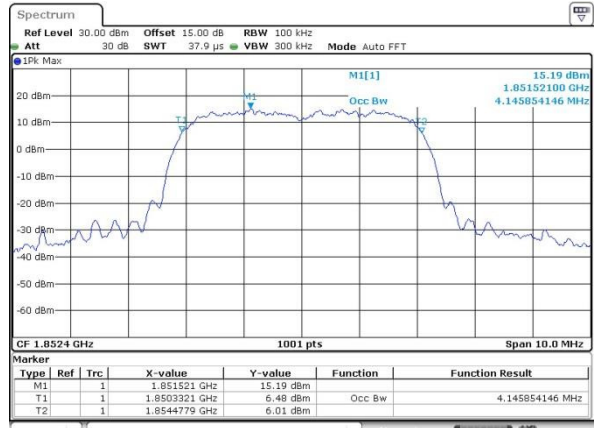
Lowest Channel



Date: 15 APR 2016 20:52:51

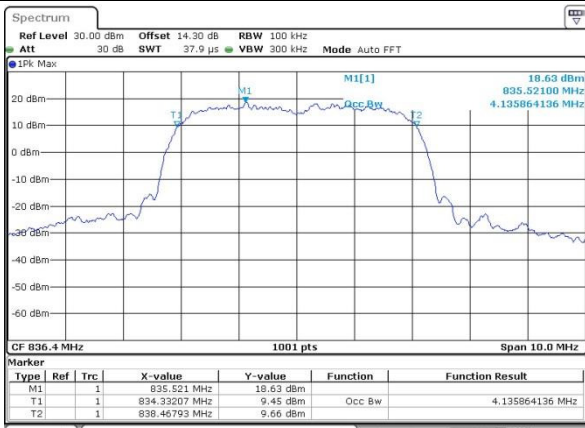
WCDMA Band II (RMC 12.2Kbps)

Lowest Channel



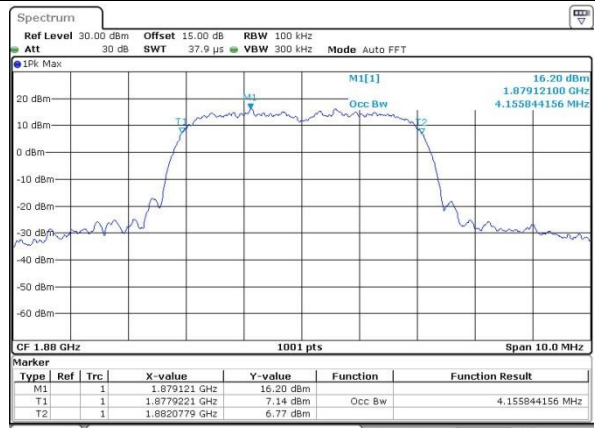
Date: 15 APR 2016 21:45:04

Middle Channel



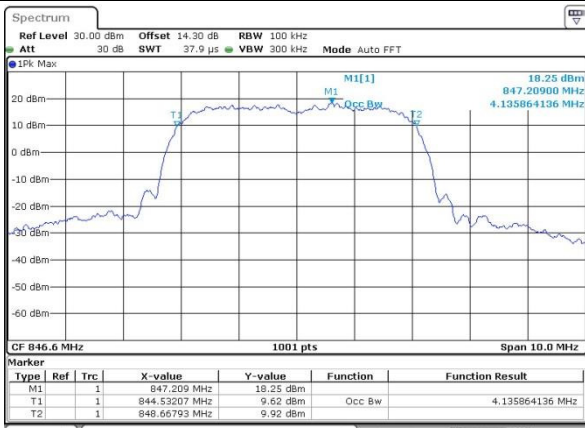
Date: 15 APR 2016 20:53:20

Middle Channel



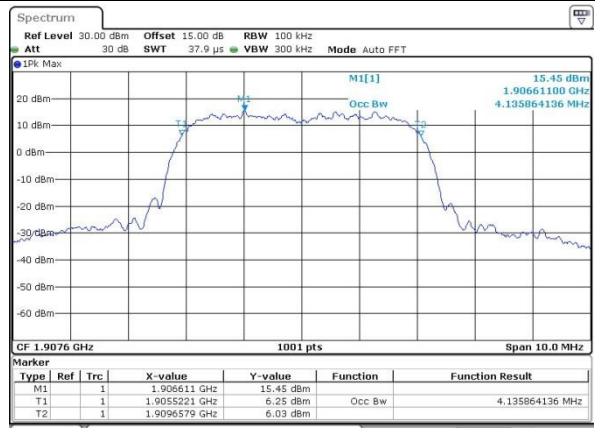
Date: 15 APR 2016 21:45:33

Highest Channel



Date: 15 APR 2016 20:53:48

Highest Channel

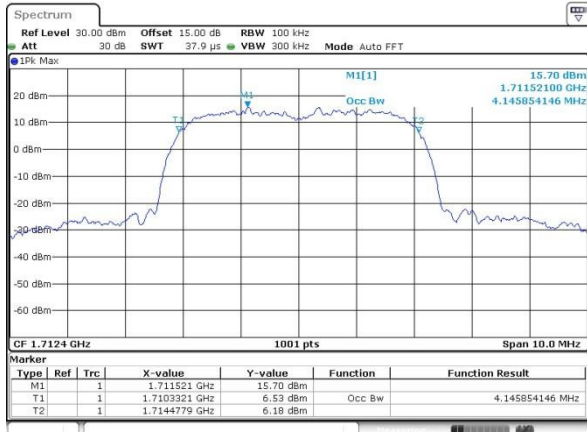


Date: 15 APR 2016 21:46:01



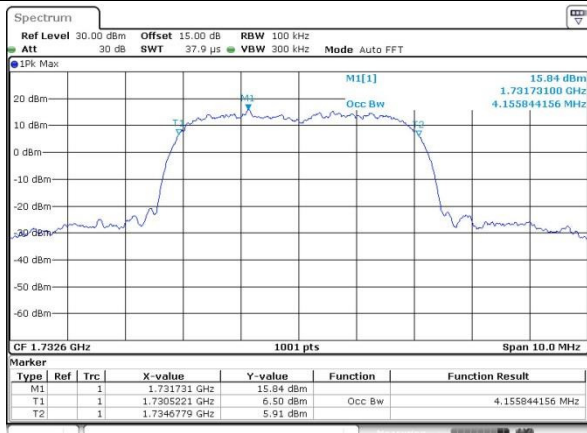
WCDMA Band IV (RMC 12.2Kbps)

Lowest Channel



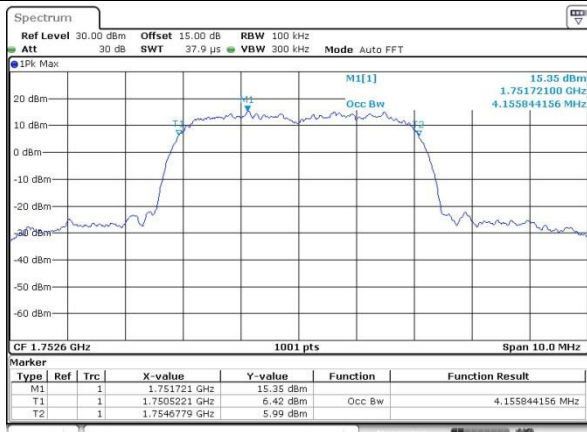
Date: 15 APR 2016 21:38:24

Middle Channel



Date: 15 APR 2016 21:38:53

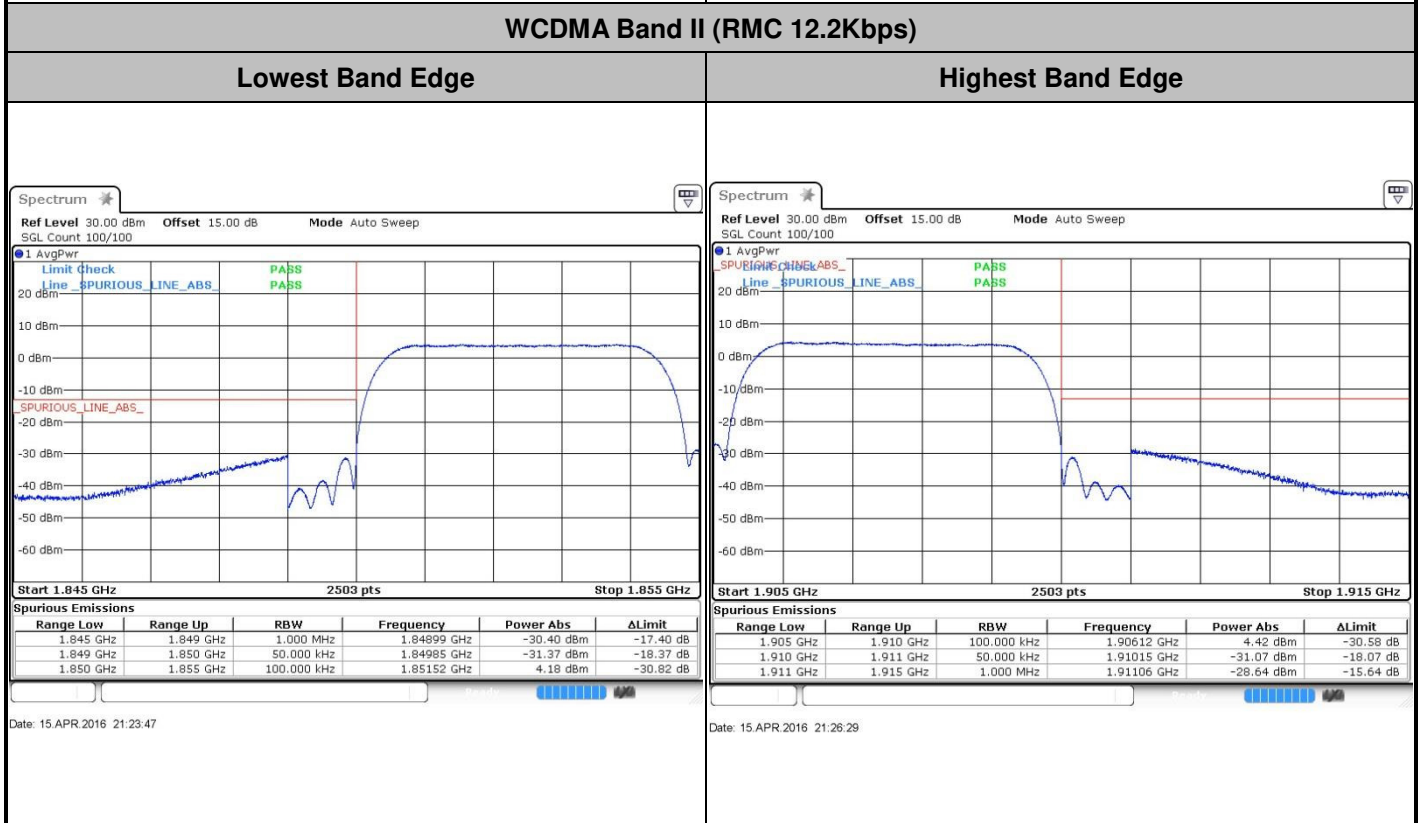
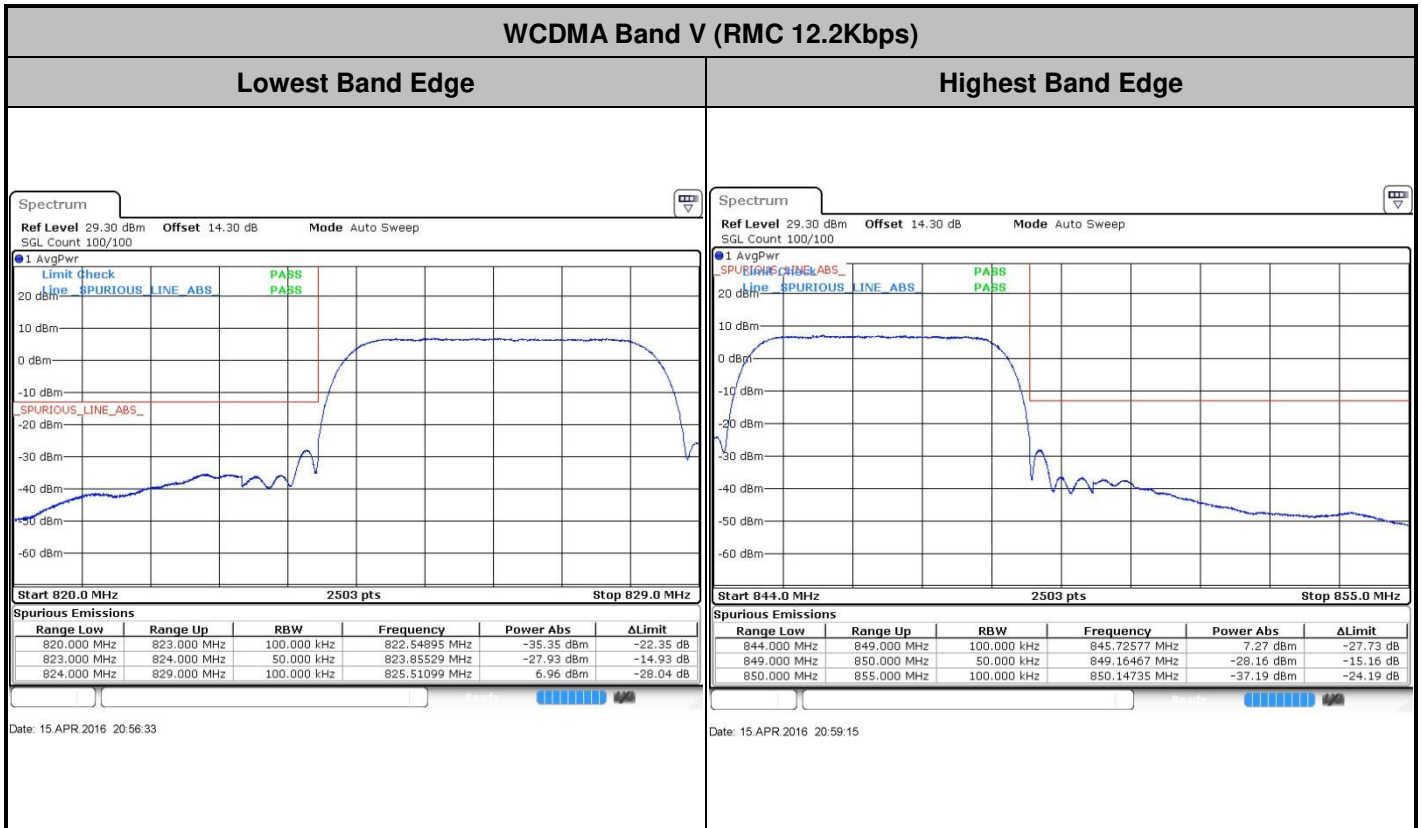
Highest Channel

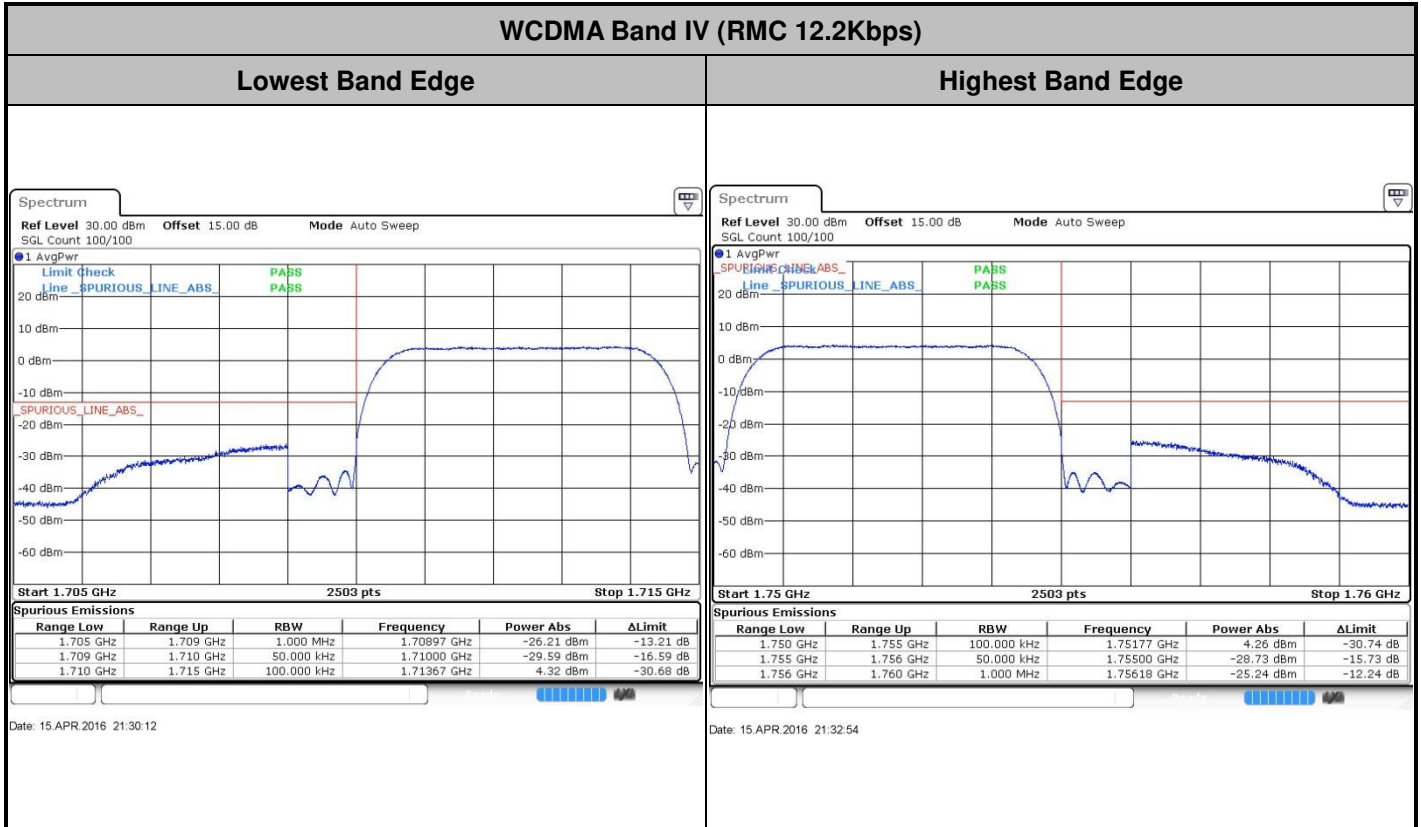


Date: 15 APR 2016 21:39:21



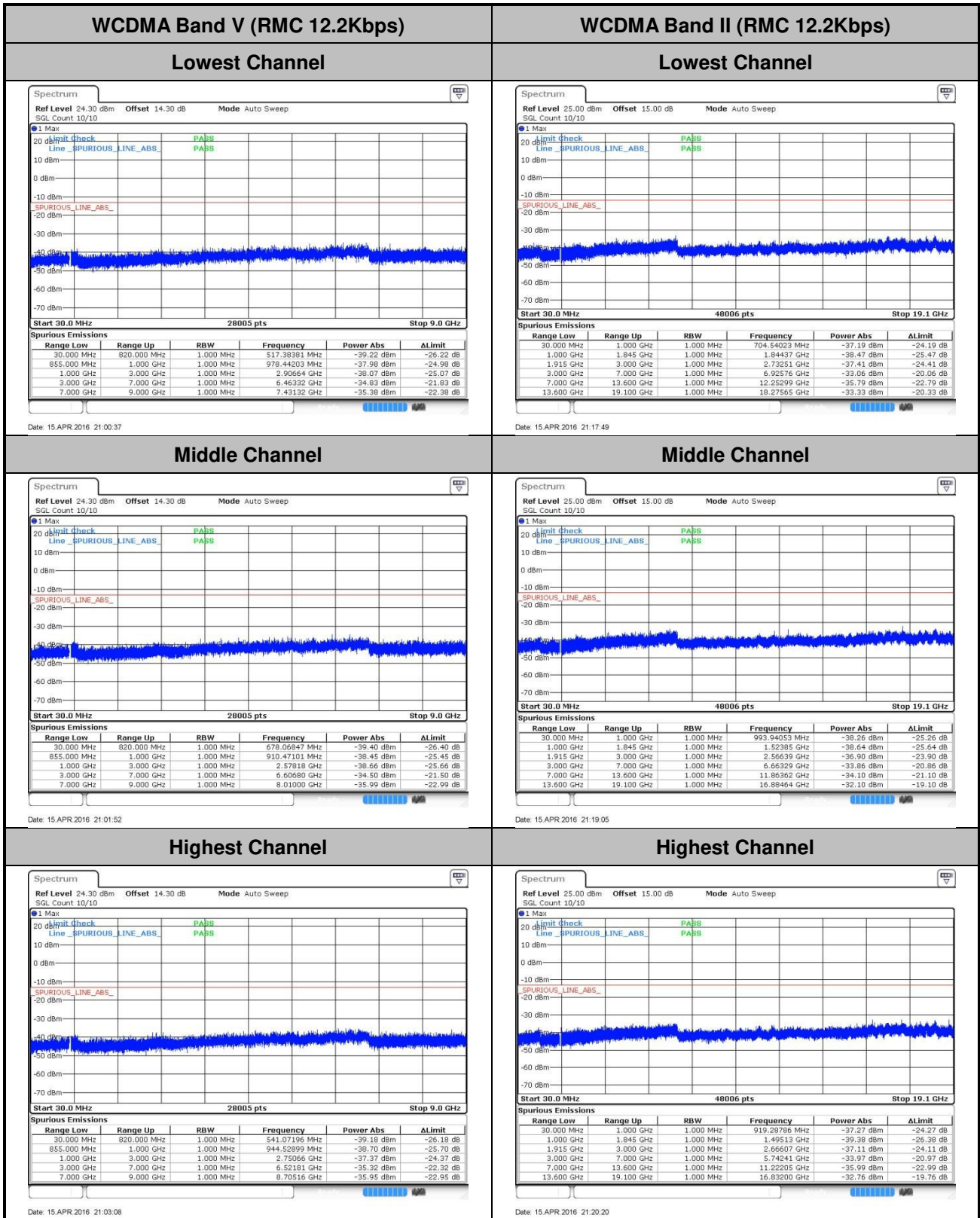
Conducted Band Edge







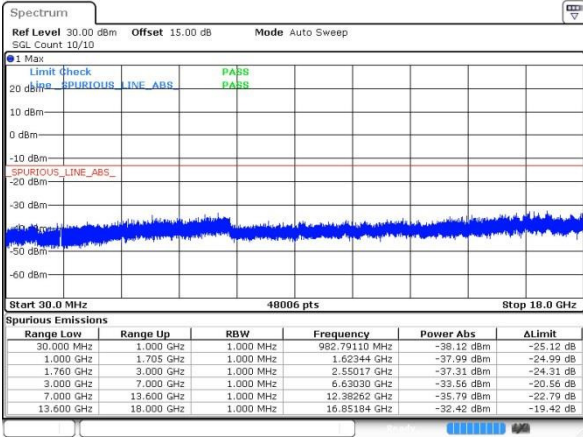
Conducted Spurious Emission





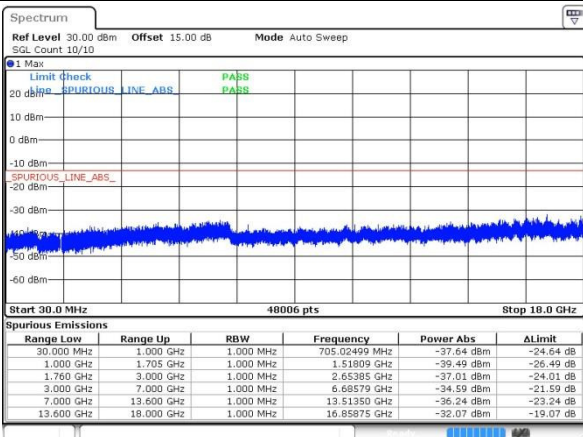
WCDMA Band IV (RMC 12.2Kbps)

Lowest Channel



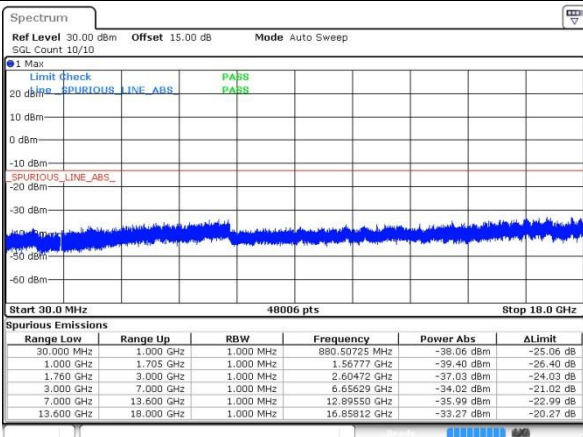
Date: 15 APR 2016 21:40:41

Middle Channel



Date: 15 APR 2016 21:41:57

Highest Channel



Date: 15 APR 2016 21:43:13



Frequency Stability

Test Conditions	Middle Channel	WCDMA Band V (RMC 12.2Kbps)	Limit 2.5ppm
Temperature (°C)	Voltage (Volt)	Deviation (ppm)	Result
50	Normal Voltage	0.0096	PASS
40	Normal Voltage	0.0072	
30	Normal Voltage	0.0108	
20(Ref.)	Normal Voltage	0.0000	
10	Normal Voltage	0.0084	
0	Normal Voltage	0.0060	
-10	Normal Voltage	0.0096	
-20	Normal Voltage	0.0132	
-30	Normal Voltage	0.0167	
20	Maximum Voltage	0.0108	
20	Normal Voltage	0.0060	
20	Battery End Point	0.0000	

Note: Normal Voltage = 3.8V. ; Battery End Point (BEP) = 3.6V. ; Maximum Voltage =4.35 V

Test Conditions	Middle Channel	WCDMA Band II (RMC 12.2Kbps)	Limit Note 2.
Temperature (°C)	Voltage (Volt)	Deviation (ppm)	Result
50	Normal Voltage	0.0043	PASS
40	Normal Voltage	0.0053	
30	Normal Voltage	0.0043	
20(Ref.)	Normal Voltage	0.0000	
10	Normal Voltage	0.0005	
0	Normal Voltage	0.0011	
-10	Normal Voltage	0.0005	
-20	Normal Voltage	0.0064	
-30	Normal Voltage	0.0048	
20	Maximum Voltage	0.0016	
20	Normal Voltage	0.0005	
20	Battery End Point	0.0011	

Note:

1. Normal Voltage = 3.8V. ; Battery End Point (BEP) = 3.6V. ; Maximum Voltage =4.35V
2. The frequency fundamental emissions stay within the authorized frequency block based on the frequency deviation measured is small.



Test Conditions	Middle Channel	WCDMA Band IV (RMC 12.2Kbps)	Limit Note 2.
Temperature (°C)	Voltage (Volt)	Deviation (ppm)	Result
50	Normal Voltage	0.0104	PASS
40	Normal Voltage	0.0110	
30	Normal Voltage	0.0029	
20(Ref.)	Normal Voltage	0.0000	
10	Normal Voltage	0.0006	
0	Normal Voltage	0.0012	
-10	Normal Voltage	0.0017	
-20	Normal Voltage	0.0017	
-30	Normal Voltage	0.0012	
20	Maximum Voltage	0.0012	
20	Normal Voltage	0.0006	
20	Battery End Point	0.0029	

Note:

1. Normal Voltage = 3.8V. ; Battery End Point (BEP) = 3.6 V. ; Maximum Voltage =4.35V
2. The frequency fundamental emissions stay within the authorized frequency block based on the frequency deviation measured is small.



Appendix B. Test Results of Radiated Test

ERP/EIRP

Channel	Mode	Horizontal		Vertical	
		ERP(dBm)	ERP(W)	ERP(dBm)	ERP(W)
Lowest	GSM850 GSM	27.15	0.5188	16.10	0.0407
Middle		27.08	0.5105	16.91	0.0491
Highest		26.30	0.4266	17.07	0.0509
Lowest	GSM850 EDGE class 8	20.94	0.1242	9.80	0.0095
Middle		21.12	0.1294	10.95	0.0124
Highest		20.35	0.1084	10.97	0.0125
Lowest	WCDMA Band V RMC 12.2Kbps	18.29	0.0675	6.63	0.0046
Middle		18.17	0.0656	7.44	0.0055
Highest		17.95	0.0624	8.31	0.0068
Limit	ERP < 7W	Result		PASS	

Channel	Mode	Horizontal		Vertical	
		EIRP(dBm)	EIRP(W)	EIRP(dBm)	EIRP(W)
Lowest	GSM1900 GSM	28.14	0.6516	28.01	0.6324
Middle		29.42	0.8750	29.32	0.8551
Highest		30.59	1.1455	30.36	1.0864
Lowest	GSM1900 EDGE class 8	23.75	0.2371	23.69	0.2339
Middle		25.13	0.3258	24.94	0.3119
Highest		26.64	0.4613	26.43	0.4395
Lowest	WCDMA Band II RMC 12.2Kbps	23.42	0.2198	23.47	0.2223
Middle		24.31	0.2698	24.05	0.2541
Highest		25.31	0.3396	24.90	0.3090
Limit	EIRP < 2W	Result		PASS	



Channel	Mode	Horizontal		Vertical	
		EIRP(dBm)	EIRP(W)	EIRP(dBm)	EIRP(W)
Lowest	WCDMA Band IV RMC 12.2Kbps	21.87	0.1538	21.70	0.1479
Middle		21.61	0.1449	21.95	0.1567
Highest		22.27	0.1687	22.20	0.1660
Limit	EIRP < 1W	Result		PASS	



Radiated Spurious Emission

GSM850 (GSM)									
Channel	Frequency (MHz)	ERP (dBm)	Limit (dBm)	Over Limit (dB)	SPA Reading (dBm)	S.G. Power (dBm)	TX Cable loss (dB)	TX Antenna Gain (dBi)	Polarization (H/V)
Middle	1672	-55.69	-13	-42.69	-57.87	-57.58	1.86	5.90	H
	2510	-43.27	-13	-30.27	-55.65	-45.61	2.31	6.80	H
	3345	-54.14	-13	-41.14	-66.77	-56.54	2.85	7.40	H
	1674	-54.71	-13	-41.71	-54.94	-56.60	1.86	5.90	V
	2510	-49.19	-13	-36.19	-60.16	-51.53	2.31	6.80	V
	3345	-51.71	-13	-38.71	-65.69	-54.11	2.85	7.40	V

Remark: Spurious emissions within 30-1000MHz were found more than 20dB below limit line.

GSM850 (EDGE class 8)									
Channel	Frequency (MHz)	ERP (dBm)	Limit (dBm)	Over Limit (dB)	SPA Reading (dBm)	S.G. Power (dBm)	TX Cable loss (dB)	TX Antenna Gain (dBi)	Polarization (H/V)
Middle	1672	-54.85	-13	-41.85	-57.03	-56.74	1.86	5.90	H
	2509	-53.42	-13	-40.42	-62.45	-55.76	2.31	6.80	H
	3345	-54.27	-13	-41.27	-66.90	-56.67	2.85	7.40	H
	1672	-58.45	-13	-45.45	-57.31	-60.34	1.86	5.90	V
	2509	-51.92	-13	-38.92	-62.89	-54.26	2.31	6.80	V
	3345	-52.69	-13	-39.69	-66.67	-55.09	2.85	7.40	V

Remark: Spurious emissions within 30-1000MHz were found more than 20dB below limit line.

GSM1900 (GSM)									
Channel	Frequency (MHz)	EIRP (dBm)	Limit (dBm)	Over Limit (dB)	SPA Reading (dBm)	S.G. Power (dBm)	TX Cable loss (dB)	TX Antenna Gain (dBi)	Polarization (H/V)
Middle	3759	-51.41	-13	-38.41	-65.61	-56.01	3	7.60	H
	5640	-48.48	-13	-35.48	-62.27	-54.74	3.84	10.10	H
	7521	-44.08	-13	-31.08	-63.86	-51.58	4.43	11.93	H
	3759	-53.53	-13	-40.53	-66.02	-58.13	3	7.60	V
	5640	-50.36	-13	-37.36	-62.77	-56.62	3.84	10.10	V
	7521	-46.19	-13	-33.19	-63.98	-53.69	4.43	11.93	V

Remark: Spurious emissions within 30-1000MHz were found more than 20dB below limit line.



GSM1900 (EDGE class 8)									
Channel	Frequency (MHz)	EIRP (dBm)	Limit (dBm)	Over Limit (dB)	SPA Reading (dBm)	S.G. Power (dBm)	TX Cable loss (dB)	TX Antenna Gain (dBi)	Polarization (H/V)
Middle	3759	-51.83	-13	-38.83	-66.03	-56.43	3	7.60	H
	5640	-47.83	-13	-34.83	-61.62	-54.09	3.84	10.10	H
	7521	-44.28	-13	-31.28	-64.06	-51.78	4.43	11.93	H
	3759	-53.32	-13	-40.32	-65.81	-57.92	3	7.60	V
	5640	-50.12	-13	-37.12	-62.53	-56.38	3.84	10.10	V
	7521	-44.47	-13	-31.47	-62.26	-51.97	4.43	11.93	V

Remark: Spurious emissions within 30-1000MHz were found more than 20dB below limit line.

WCDMA Band V(RMC 12.2Kbps)									
Channel	Frequency (MHz)	ERP (dBm)	Limit (dBm)	Over Limit (dB)	SPA Reading (dBm)	S.G. Power (dBm)	TX Cable loss (dB)	TX Antenna Gain (dBi)	Polarization (H/V)
Middle	1672	-55.75	-13	-42.75	-57.93	-57.64	1.86	5.90	H
	2509	-53.55	-13	-40.55	-62.58	-55.89	2.31	6.80	H
	3345	-53.52	-13	-40.52	-66.15	-55.92	2.85	7.40	H
	1672	-59.09	-13	-46.09	-57.95	-60.98	1.86	5.90	V
	2509	-51.89	-13	-38.89	-62.86	-54.23	2.31	6.80	V
	3345	-52.72	-13	-39.72	-66.70	-55.12	2.85	7.40	V

Remark: Spurious emissions within 30-1000MHz were found more than 20dB below limit line.

WCDMA Band II(RMC 12.2Kbps)									
Channel	Frequency (MHz)	EIRP (dBm)	Limit (dBm)	Over Limit (dB)	SPA Reading (dBm)	S.G. Power (dBm)	TX Cable loss (dB)	TX Antenna Gain (dBi)	Polarization (H/V)
Middle	3759	-51.90	-13	-38.90	-66.10	-56.50	3	7.60	H
	5640	-49.48	-13	-36.48	-63.27	-55.74	3.84	10.10	H
	7521	-44.25	-13	-31.25	-64.03	-51.75	4.43	11.93	H
	3759	-53.92	-13	-40.92	-66.41	-58.52	3	7.60	V
	5640	-49.20	-13	-36.20	-61.61	-55.46	3.84	10.10	V
	7521	-45.61	-13	-32.61	-63.4	-53.11	4.43	11.93	V

Remark: Spurious emissions within 30-1000MHz were found more than 20dB below limit line.



WCDMA Band IV(RMC 12.2Kbps)									
Channel	Frequency (MHz)	EIRP (dBm)	Limit (dBm)	Over Limit (dB)	SPA Reading (dBm)	S.G. Power (dBm)	TX Cable loss (dB)	TX Antenna Gain (dBi)	Polarization (H/V)
Middle	3465	-53.33	-13	-40.33	-67.46	-57.70	3.12	7.49	H
	5199	-50.12	-13	-37.12	-63.27	-55.92	3.65	9.45	H
	6930	-46.60	-13	-33.60	-63.46	-53.80	4.15	11.35	H
	3465	-54.53	-13	-41.53	-67.35	-58.90	3.12	7.49	V
	5199	-48.84	-13	-35.84	-62.85	-54.64	3.65	9.45	V
	6930	-48.28	-13	-35.28	-63.53	-55.48	4.15	11.35	V

Remark: Spurious emissions within 30-1000MHz were found more than 20dB below limit line.