



FCC RF Test Report

APPLICANT : ZTE CORPORATION
EQUIPMENT : LTE/WCDMA/GSM(GPRS) Multi-Mode Digital Mobile Phone
BRAND NAME : ZTE
MODEL NAME : Z6530M
FCC ID : SRQ-Z6530M
STANDARD : 47 CFR Part 2, 22(H), 24(E), 27(L), 27(F), 27(H)
CLASSIFICATION : PCS Licensed Transmitter Held to Ear (PCE)

The product was received on May 16, 2019 and completely tested on Jun. 05, 2019. We, Sporton International (Kunshan) Inc., would like to declare that the tested sample has been evaluated in accordance with the procedures given in ANSI C63.26-2015 and shown compliance with the applicable technical standards.

The test results in this report apply exclusively to the tested model / sample. Without written approval of Sporton International (Kunshan) Inc., the test report shall not be reproduced except in full.

Reviewed by: Jason Jia / Supervisor

Approved by: James Huang / Manager



Sporton International (Kunshan) Inc.

**No. 1098, Pengxi North Road, Kunshan Economic Development Zone Jiangsu Province 215300
People's Republic of China**



TABLE OF CONTENTS

REVISION HISTORY..... 3
SUMMARY OF TEST RESULT 4
1 GENERAL DESCRIPTION 5
1.1 Applicant 5
1.2 Product Feature of Equipment Under Test..... 5
1.3 Product Specification of Equipment Under Test..... 6
1.4 Modification of EUT 6
1.5 Maximum ERP/EIRP Power, Frequency Tolerance, and Emission Designator 7
1.6 Testing Location 10
1.7 Applicable Standards..... 10
2 TEST CONFIGURATION OF EQUIPMENT UNDER TEST 11
2.1 Test Mode 11
2.2 Connection Diagram of Test System..... 13
2.3 Support Unit used in test configuration and system 13
2.4 Measurement Results Explanation Example..... 13
2.5 Frequency List of Low/Middle/High Channels 14
3 CONDUCTED TEST ITEMS 17
3.1 Measuring Instruments 17
3.2 Test Setup 17
3.3 Test Result of Conducted Test 17
3.4 Conducted Output Power and ERP/EIRP 18
3.5 Peak-to-Average Ratio 19
3.6 Occupied Bandwidth 20
3.7 Conducted Band Edge 21
3.8 Conducted Spurious Emission 23
3.9 Frequency Stability 24
4 RADIATED TEST ITEMS 25
4.1 Measuring Instruments 25
4.2 Test Setup 25
4.3 Test Result of Radiated Test 25
4.4 Radiated Spurious Emission 26
5 LIST OF MEASURING EQUIPMENT 27
6 UNCERTAINTY OF EVALUATION 28
APPENDIX A. TEST RESULTS OF CONDUCTED TEST
APPENDIX B. TEST RESULTS OF RADIATED TEST
APPENDIX C. TEST SETUP PHOTOGRAPHS



SUMMARY OF TEST RESULT

Report Section	FCC Rule	Description	Limit	Result	Remark
3.4	§2.1046	Conducted Output Power	Reporting Only	PASS	-
	§22.913(a)(5)	Effective Radiated Power (Band 5)	ERP < 7 Watt		
	§27.50(b)(10) §27.50(c)(10)	Effective Radiated Power (Band 12) (Band 13)	ERP < 3 Watt		
	§24.232(c)	Equivalent Isotropic Radiated Power (Band 2)	EIRP < 2Watt		
	§27.50(d)(4)	Equivalent Isotropic Radiated Power (Band 4) (Band 66)	EIRP < 1Watt		
3.5	§24.232(d)	Peak-to-Average Ratio	<13 dB	PASS	-
3.6	§2.1049	Occupied Bandwidth	Reporting Only	PASS	-
3.7	§2.1051 §22.917(a) §24.238(a) §27.53(c)(2)(4) §27.53(g) §27.53(h)	Conducted Band Edge Measurement (Band 2) (Band 4) (Band 5) (Band 12) (Band 13) (Band 66)	< 43+10log ₁₀ (P[Watts])	PASS	-
3.8	§2.1051 §22.917(a) §24.238(a) §27.53(c)(2) §27.53(g) §27.53(h)	Conducted Spurious Emission (Band 2) (Band 4) (Band 5) (Band 12) (Band 13) (Band 66)	< 43+10log ₁₀ (P[Watts])	PASS	-
3.9	§2.1055 §22.355	Frequency Stability Temperature & Voltage	< 2.5 ppm for Part 22	PASS	-
	§2.1055 §24.235 §27.54		Within Authorized Band		
4.4	§2.1053 §22.917(a) §24.238(a) §27.53(c)(2) §27.53(f) §27.53(g) §27.53(h)	Radiated Spurious Emission (Band 2) (Band 4) (Band 5) (Band 12) (Band 13) (Band 66)	< 43+10log ₁₀ (P[Watts])	PASS	Under limit 24.61 dB at 1560.000 MHz



1 General Description

1.1 Applicant

ZTE CORPORATION

ZTE Plaza, Keji Road South, Hi-Tech, Industrial Park, Nanshan District, Shenzhen, Guangdong, 518057, P.R.China

1.2 Product Feature of Equipment Under Test

Product Feature	
Equipment	LTE/WCDMA/GSM(GPRS) Multi-Mode Digital Mobile Phone
Brand Name	ZTE
Model Name	Z6530M
FCC ID	SRQ-Z6530M
EUT supports Radios application	GSMWCDMA/LTE/NFC WLAN 2.4GHz 802.11b/g/n HT20/HT40 WLAN 5Ghz 802.11n H20/H40 WLAN 5GHz 802.11ac VHT20/VHT40/VHT80 Bluetooth BR/EDR/LE FM Receiver / GNSS
IMEI Code	Conducted: 861884040022860 Radiation : 861884040024809 for Band 2, 5, 12, 13 861884040025285 for Band 66
HW Version	Z6530MHW1.0
SW Version	Z6530MV1.0.0B11
EUT Stage	Identical Prototype



1.3 Product Specification of Equipment Under Test

Standards-related Product Specification	
Tx Frequency	LTE Band 2 : 1850.7 MHz ~ 1909.3 MHz LTE Band 4 : 1710.7 MHz ~ 1754.3 MHz LTE Band 5 : 824.7 MHz ~ 848.3 MHz LTE Band 12 : 699.7 MHz ~ 715.3 MHz LTE Band 13 : 779.5 MHz ~ 784.5 MHz LTE Band 66 : 1710.7 MHz ~ 1779.3 MHz
Rx Frequency	LTE Band 2 : 1930.7 MHz ~ 1989.3 MHz LTE Band 4 : 2110.7 MHz ~ 2154.3 MHz LTE Band 5 : 869.7 MHz ~ 893.3 MHz LTE Band 12 : 729.7 MHz ~ 745.3 MHz LTE Band 13 : 748.5 MHz ~ 753.5 MHz LTE Band 66 : 2110.7 MHz~ 2199.3 MHz
Bandwidth	LTE Band 2 : 1.4MHz / 3MHz / 5MHz / 10MHz / 15MHz / 20MHz LTE Band 4 : 1.4MHz / 3MHz / 5MHz / 10MHz / 15MHz / 20MHz LTE Band 5 : 1.4MHz / 3MHz / 5MHz / 10MHz LTE Band 12 : 1.4MHz / 3MHz / 5MHz / 10MHz LTE Band 13 : 5MHz / 10MHz LTE Band 66 : 1.4MHz / 3MHz / 5MHz / 10MHz / 15MHz / 20MHz
Maximum Output Power to Antenna	LTE Band 2 : 22.69 dBm LTE Band 4 : 22.48 dBm LTE Band 5 : 23.39 dBm LTE Band 12 : 23.39 dBm LTE Band 13 : 23.55 dBm LTE Band 66 : 22.51 dBm
Antenna Gain	LTE Band 2 : -2.00 dBi LTE Band 4 : -2.00 dBi LTE Band 5 : -2.50 dBi LTE Band 12 : -3.50 dBi LTE Band 13 : -4.50 dBi LTE Band 66 : -2.00 dBi
Type of Modulation	QPSK / 16QAM / 64QAM

1.4 Modification of EUT

No modifications are made to the EUT during all test items.



1.5 Maximum ERP/EIRP Power, Frequency Tolerance, and Emission Designator

LTE Band 2		QPSK			16QAM		
BW (MHz)	Frequency Range (MHz)	Emission Designator (99%OBW)	Frequency Tolerance (ppm)	Maximum EIRP(W)	Emission Designator (99%OBW)	Frequency Tolerance (ppm)	Maximum EIRP(W)
1.4	1850.7 ~ 1909.3	1M09G7D	-	0.1164	1M09W7D	-	0.0975
3	1851.5 ~ 1908.5	2M73G7D	-	0.1143	2M73W7D	-	0.0953
5	1852.5 ~ 1907.5	4M53G7D	-	0.1161	4M51W7D	-	0.0973
10	1855.0 ~ 1905.0	9M13G7D	0.0038	0.1140	9M03W7D	-	0.0951
15	1857.5 ~ 1902.5	13M5G7D	-	0.1167	13M5W7D	-	0.0975
20	1860.0 ~ 1900.0	18M5G7D	-	0.1172	18M4W7D	-	0.0966
LTE Band 2		64QAM					
BW (MHz)	Frequency Range (MHz)	Emission Designator (99%OBW)	Frequency Tolerance (ppm)		Maximum EIRP(W)		
1.4	1850.7 ~ 1909.3	1M09W7D	-		0.0755		
3	1851.5 ~ 1908.5	2M72W7D	-		0.0738		
5	1852.5 ~ 1907.5	4M52W7D	-		0.0759		
10	1855.0 ~ 1905.0	9M11W7D	-		0.0752		
15	1857.5 ~ 1902.5	13M5W7D	-		0.0752		
20	1860.0 ~ 1900.0	18M4W7D	-		0.0698		
LTE Band 4		QPSK			16QAM		
BW (MHz)	Frequency Range (MHz)	Emission Designator (99%OBW)	Frequency Tolerance (ppm)	Maximum EIRP(W)	Emission Designator (99%OBW)	Frequency Tolerance (ppm)	Maximum EIRP(W)
1.4	1710.7 ~ 1754.3	1M10G7D	-	0.1107	1M10W7D	-	0.0938
3	1711.5 ~ 1753.5	2M72G7D	-	0.1094	2M72W7D	-	0.0933
5	1712.5 ~ 1752.5	4M50G7D	-	0.1117	4M52W7D	-	0.0975
10	1715.0 ~ 1750.0	9M05G7D	0.0044	0.1117	9M11W7D	-	0.0940
15	1717.5 ~ 1747.5	13M5G7D	-	0.1122	13M5W7D	-	0.0942
20	1720.0 ~ 1745.0	18M3G7D	-	0.1125	18M5W7D	-	0.0933
LTE Band 4		64QAM					
BW (MHz)	Frequency Range (MHz)	Emission Designator (99%OBW)	Frequency Tolerance (ppm)		Maximum EIRP(W)		
1.4	1710.7 ~ 1754.3	1M10W7D	-		0.0885		
3	1711.5 ~ 1753.5	2M72W7D	-		0.0883		
5	1712.5 ~ 1752.5	4M54W7D	-		0.0883		
10	1715.0 ~ 1750.0	9M11W7D	-		0.0891		



15	1717.5 ~ 1747.5	13M5W7D	-	0.0885			
20	1720.0 ~ 1745.0	18M5W7D	-	0.0885			
LTE Band 5		QPSK			16QAM		
BW (MHz)	Frequency Range (MHz)	Emission Designator (99%OBW)	Frequency Tolerance (ppm)	Maximum ERP(W)	Emission Designator (99%OBW)	Frequency Tolerance (ppm)	Maximum ERP(W)
1.4	824.7 ~ 848.3	1M09G7D	-	0.0745	1M10W7D	-	0.0622
3	825.5 ~ 847.5	2M71G7D	-	0.0738	2M72W7D	-	0.0627
5	826.5 ~ 846.5	4M50G7D	-	0.0738	4M50W7D	-	0.0627
10	829.0 ~ 844.0	9M07G7D	0.0060	0.0748	9M11W7D	-	0.0621
LTE Band 5		64QAM					
BW (MHz)	Frequency Range (MHz)	Emission Designator (99%OBW)	Frequency Tolerance (ppm)	Maximum ERP(W)			
1.4	824.7 ~ 848.3	1M09W7D	-	0.0385			
3	825.5 ~ 847.5	2M73W7D	-	0.0385			
5	826.5 ~ 846.5	4M52W7D	-	0.0381			
10	829.0 ~ 844.0	9M03W7D	-	0.0384			
LTE Band 12		QPSK			16QAM		
BW (MHz)	Frequency Range (MHz)	Emission Designator (99%OBW)	Frequency Tolerance (ppm)	Maximum ERP(W)	Emission Designator (99%OBW)	Frequency Tolerance (ppm)	Maximum ERP(W)
1.4	699.7 ~ 715.3	1M09G7D	-	0.0592	1M09W7D	-	0.0504
3	700.5 ~ 714.5	2M72G7D	-	0.0579	2M73W7D	-	0.0488
5	701.5 ~ 713.5	4M51G7D	-	0.0555	4M51W7D	-	0.0480
10	704.0 ~ 711.0	9M13G7D	0.0106	0.0594	9M05W7D	-	0.0495
LTE Band 12		64QAM					
BW (MHz)	Frequency Range (MHz)	Emission Designator (99%OBW)	Frequency Tolerance (ppm)	Maximum ERP(W)			
1.4	699.7 ~ 715.3	1M09W7D	-	0.0305			
3	700.5 ~ 714.5	2M72W7D	-	0.0305			
5	701.5 ~ 713.5	4M50W7D	-	0.0303			
10	704.0 ~ 711.0	9M09W7D	-	0.0304			
LTE Band 13		QPSK			16QAM		
BW (MHz)	Frequency Range (MHz)	Emission Designator (99%OBW)	Frequency Tolerance (ppm)	Maximum ERP(W)	Emission Designator (99%OBW)	Frequency Tolerance (ppm)	Maximum ERP(W)
5	779.5 ~ 784.5	4M53G7D	-	0.0474	4M51W7D	-	0.0394
10	782.0	9M11G7D	0.0068	0.0490	9M03W7D	-	0.0409



LTE Band 13		64QAM					
BW (MHz)	Frequency Range (MHz)	Emission Designator (99%OBW)	Frequency Tolerance (ppm)	Maximum ERP(W)			
5	779.5 ~ 784.5	4M50W7D	-	0.0243			
10	782.0	9M01W7D	-	0.0271			
LTE Band 66		QPSK			16QAM		
BW (MHz)	Frequency Range (MHz)	Emission Designator (99%OBW)	Frequency Tolerance (ppm)	Maximum EIRP(W)	Emission Designator (99%OBW)	Frequency Tolerance (ppm)	Maximum EIRP(W)
1.4	1710.7 ~ 1779.3	1M10G7D	-	0.1107	1M10W7D	-	0.0938
3	1711.5 ~ 1778.5	2M72G7D	-	0.1094	2M72W7D	-	0.0933
5	1712.5 ~ 1777.5	4M50G7D	-	0.1117	4M52W7D	-	0.0975
10	1715.0 ~ 1775.0	9M05G7D	0.0044	0.1117	9M11W7D	-	0.0940
15	1717.5 ~ 1772.5	13M5G7D	-	0.1122	13M5W7D	-	0.0942
20	1720.0 ~ 1770.0	18M3G7D	-	0.1125	18M5W7D	-	0.0933
LTE Band 66		64QAM					
BW (MHz)	Frequency Range (MHz)	Emission Designator (99%OBW)	Frequency Tolerance (ppm)	Maximum EIRP(W)	Emission Designator (99%OBW)	Frequency Tolerance (ppm)	Maximum EIRP(W)
1.4	1710.7 ~ 1779.3	1M10W7D	-	0.0885			
3	1711.5 ~ 1778.5	2M72W7D	-	0.0883			
5	1712.5 ~ 1777.5	4M54W7D	-	0.0883			
10	1715.0 ~ 1775.0	9M11W7D	-	0.0891			
15	1717.5 ~ 1772.5	13M5W7D	-	0.0885			
20	1720.0 ~ 1770.0	18M5W7D	-	0.0885			



1.6 Testing Location

Sporton International (Kunshan) Inc. is accredited to ISO/IEC 17025:2017 by American Association for Laboratory Accreditation with Certificate Number 5145.02.

Test Firm	Sporton International (Kunshan) Inc.		
Test Site Location	No. 1098, Pengxi North Road, Kunshan Economic Development Zone Jiangsu Province 215300 People's Republic of China TEL : +86-512-57900158 FAX : +86-512-57900958		
Test Site No.	Sporton Site No.	FCC Designation No.	FCC Test Firm Registration No.
	03CH05-KS TH01-KS	CN1257	314309

1.7 Applicable Standards

According to the specifications of the manufacturer, the EUT must comply with the requirements of the following standards:

- ♦ 47 CFR Part 2, 22(H), 24(E), 27(L), 27(F), 27(H)
- ♦ ANSI C63.26-2015
- ♦ FCC KDB 971168 D01 Power Meas License Digital Systems v03r01
- ♦ FCC KDB 412172 D01 Determining ERP and EIRP v01r01

Remark:

1. All test items were verified and recorded according to the standards and without any deviation during the test.
2. This EUT has also been tested and complied with the requirements of FCC Part 15, Subpart B, recorded in a separate test report.



2 Test Configuration of Equipment Under Test

2.1 Test Mode

Antenna port conducted and radiated test items listed below are performed according to KDB 971168 D01 Power Meas License Digital Systems v03r01 with maximum output power.

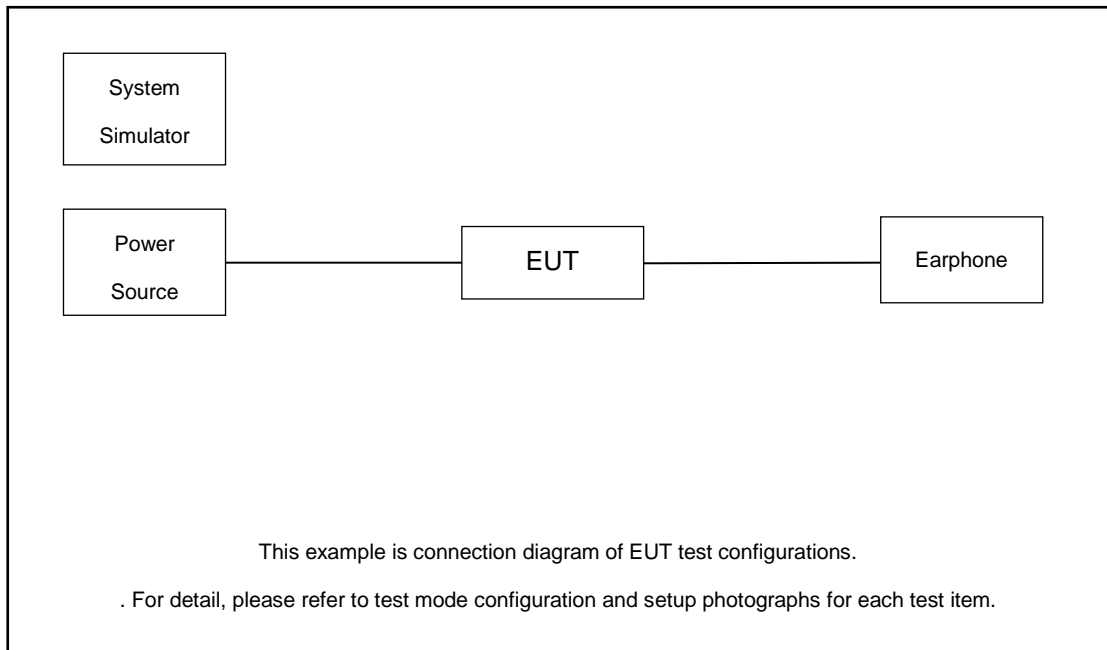
Radiated measurements are performed by rotating the EUT in three different orthogonal test planes to find the maximum emission.

Test Items	Band	Bandwidth (MHz)						Modulation			RB #			Test Channel		
		1.4	3	5	10	15	20	QPSK	16QAM	64QAM	1	Half	Full	L	M	H
Max. Output Power	2	v	v	v	v	v	v	v	v	v	v	v	v	v	v	v
	4	v	v	v	v	v	v	v	v	v	v	v	v	v	v	v
	5	v	v	v	v	-	-	v	v	v	v	v	v	v	v	v
	12	v	v	v	v	-	-	v	v	v	v	v	v	v	v	v
	13	-	-	v	v	-	-	v	v	v	v	v	v	v	v	v
	66	v	v	v	v	v	v	v	v	v	v	v	v	v	v	v
Peak-to-Average Ratio	2						v	v	v	v	v		v	v	v	v
	5				v	-	-	v	v	v	v		v	v	v	v
	12				v	-	-	v	v	v	v		v	v	v	v
	13	-	-		v	-	-	v	v	v	v		v	v	v	v
	66						v	v	v	v	v		v	v	v	v
26dB and 99% Bandwidth	2	v	v	v	v	v	v	v	v	v			v	v	v	v
	5	v	v	v	v	-	-	v	v	v			v	v	v	v
	12	v	v	v	v	-	-	v	v	v			v	v	v	v
	13	-	-	v	v	-	-	v	v	v			v	v	v	v
	66	v	v	v	v	v	v	v	v	v			v	v	v	v
Conducted Band Edge	2	v	v	v	v	v	v	v	v	v	v		v	v		v
	5	v	v	v	v	-	-	v	v	v	v		v	v		v
	12	v	v	v	v	-	-	v	v	v	v		v	v		v
	13	-	-	v	v	-	-	v	v	v	v		v	v		v
	66	v	v	v	v	v	v	v	v	v	v		v	v		v



Test Items	Band	Bandwidth (MHz)						Modulation			RB #			Test Channel		
		1.4	3	5	10	15	20	QPSK	16QAM	64QAM	1	Half	Full	L	M	H
Conducted Spurious Emission	2	v	v	v	v	v	v	v	v	v	v			v	v	v
	5	v	v	v	v	-	-	v	v	v	v			v	v	v
	12	v	v	v	v	-	-	v	v	v	v			v	v	v
	13	-	-	v	v	-	-	v	v	v	v			v	v	v
	66	v	v	v	v	v	v	v	v	v	v			v	v	v
Frequency Stability	2				v			v					v		v	
	5				v	-	-	v					v		v	
	12				v	-	-	v					v		v	
	13	-	-		v	-	-	v					v		v	
	66				v			v					v		v	
E.R.P / E.I.R.P	2	v	v	v	v	v	v	v	v	v	v			v	v	v
	5	v	v	v	v	-	-	v	v	v	v			v	v	v
	12	v	v	v	v	-	-	v	v	v	v			v	v	v
	13	-	-	v	v	-	-	v	v	v	v			v	v	v
	66	v	v	v	v	v	v	v	v	v	v			v	v	v
Radiated Spurious Emission	2	Worst Case												v		
	5	Worst Case												v		
	12	Worst Case												v		
	13	Worst Case												v		
	66	Worst Case												v		
Note	<ol style="list-style-type: none"> The mark "v" means that this configuration is chosen for testing The mark "-" means that this bandwidth is not supported. The device is investigated from 30MHz to 10 times of fundamental signal for radiated spurious emission test under different RB size/offset and modulations in exploratory test. Subsequently, only the worst case emissions are reported. LTE Band 66 overlaps the entire frequency range of LTE Band 4. Therefore, the test results provided in this report covers Band 66 as well as Band 4. 															

2.2 Connection Diagram of Test System



2.3 Support Unit used in test configuration and system

Item	Equipment	Trade Name	Model No.	FCC ID	Data Cable	Power Cord
1.	System Simulator	Anritsu	MT8820C	N/A	N/A	Unshielded, 1.8 m
2.	DC Power Supply	GW INSTEK	GPS-3030D	N/A	N/A	Unshielded, 1.8 m
3.	Earphone	Lenovo	LH102	N/A	N/A	Unshielded,1.2m

2.4 Measurement Results Explanation Example

For all conducted test items:

The offset level is set in the spectrum analyzer to compensate the RF cable loss between EUT conducted output port and spectrum analyzer. With the offset compensation, the spectrum analyzer reading level is exactly the EUT RF output level.

The spectrum analyzer offset is derived from RF cable loss

$$\text{Offset} = \text{RF cable loss.}$$

Following shows an offset computation example with cable loss 4.7 dB.

Example :

$$\begin{aligned} \text{Offset(dB)} &= \text{RF cable loss(dB)}. \\ &= 4.7 \text{ (dB)} \end{aligned}$$



2.5 Frequency List of Low/Middle/High Channels

LTE Band 2 Channel and Frequency List				
BW [MHz]	Channel/Frequency(MHz)	Lowest	Middle	Highest
20	Channel	18700	18900	19100
	Frequency	1860	1880	1900
15	Channel	18675	18900	19125
	Frequency	1857.5	1880	1902.5
10	Channel	18650	18900	19150
	Frequency	1855	1880	1905
5	Channel	18625	18900	19175
	Frequency	1852.5	1880	1907.5
3	Channel	18615	18900	19185
	Frequency	1851.5	1880	1908.5
1.4	Channel	18607	18900	19193
	Frequency	1850.7	1880	1909.3

LTE Band 4 Channel and Frequency List				
BW [MHz]	Channel/Frequency(MHz)	Lowest	Middle	Highest
20	Channel	20050	20175	20300
	Frequency	1720	1732.5	1745
15	Channel	20025	20175	20325
	Frequency	1717.5	1732.5	1747.5
10	Channel	20000	20175	20350
	Frequency	1715	1732.5	1750
5	Channel	19975	20175	20375
	Frequency	1712.5	1732.5	1752.5
3	Channel	19965	20175	20385
	Frequency	1711.5	1732.5	1753.5
1.4	Channel	19957	20175	20393
	Frequency	1710.7	1732.5	1754.3



LTE Band 5 Channel and Frequency List				
BW [MHz]	Channel/Frequency(MHz)	Lowest	Middle	Highest
10	Channel	20450	20525	20600
	Frequency	829	836.5	844
5	Channel	20425	20525	20625
	Frequency	826.5	836.5	846.5
3	Channel	20415	20525	20635
	Frequency	825.5	836.5	847.5
1.4	Channel	20407	20525	20643
	Frequency	824.7	836.5	848.3

LTE Band 12 Channel and Frequency List				
BW [MHz]	Channel/Frequency(MHz)	Lowest	Middle	Highest
10	Channel	23060	23095	23130
	Frequency	704	707.5	711
5	Channel	23035	23095	23155
	Frequency	701.5	707.5	713.5
3	Channel	23025	23095	23165
	Frequency	700.5	707.5	714.5
1.4	Channel	23017	23095	23173
	Frequency	699.7	707.5	715.3

LTE Band 13 Channel and Frequency List				
BW [MHz]	Channel/Frequency(MHz)	Lowest	Middle	Highest
10	Channel	-	23230	-
	Frequency	-	782	-
5	Channel	23205	23230	23255
	Frequency	779.5	782	784.5



LTE Band 66 Channel and Frequency List				
BW [MHz]	Channel/Frequency(MHz)	Lowest	Middle	Highest
20	Channel	132072	132322	132572
	Frequency	1720	1745	1770
15	Channel	132047	132322	132597
	Frequency	1717.5	1745	1772.5
10	Channel	132022	132322	132622
	Frequency	1715	1745	1775
5	Channel	131997	132322	132647
	Frequency	1712.5	1745	1777.5
3	Channel	131987	132322	132657
	Frequency	1711.5	1745	1778.5
1.4	Channel	131979	132322	132665
	Frequency	1710.7	1745	1779.3

3 Conducted Test Items

3.1 Measuring Instruments

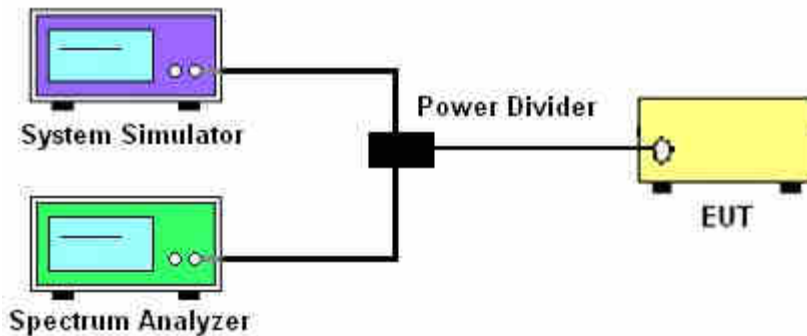
See list of measuring instruments of this test report.

3.2 Test Setup

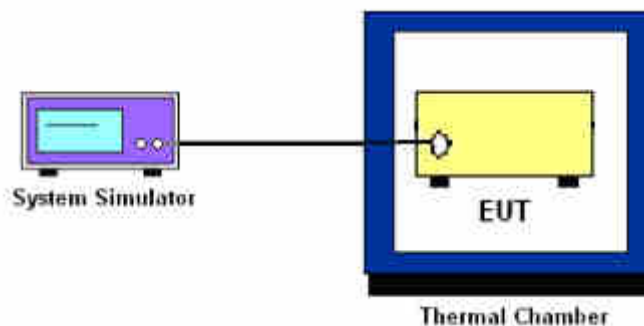
3.2.1 Conducted Output Power



3.2.2 Peak-to-Average Ratio, Occupied Bandwidth ,Conducted Band-Edge and Conducted Spurious Emission



3.2.3 Frequency Stability



3.3 Test Result of Conducted Test

Please refer to Appendix A.



3.4 Conducted Output Power and ERP/EIRP

3.4.1 Description of the Conducted Output Power Measurement and ERP/EIRP Measurement

A system simulator was used to establish communication with the EUT. Its parameters were set to force the EUT transmitting at maximum output power. The measured power in the radio frequency on the transmitter output terminals shall be reported.

The ERP of mobile transmitters must not exceed 7 Watts for LTE Band 5.

The ERP of mobile transmitters must not exceed 3 Watts for LTE Band 12, Band 13.

The EIRP of mobile transmitters must not exceed 2 Watts for LTE Band 2.

The EIRP of mobile transmitters must not exceed 1 Watts for LTE Band 4 and Band 66.

According to KDB 412172 D01 Power Approach,

$EIRP = P_T + G_T - L_C$, $ERP = EIRP - 2.15$, where

P_T = transmitter output power in dBm

G_T = gain of the transmitting antenna in dBi

L_C = signal attenuation in the connecting cable between the transmitter and antenna in dB

3.4.2 Test Procedures

1. The testing follows ANSI C63.26 Section 5.2
2. The transmitter output port was connected to the system simulator.
3. Set EUT at maximum power through the system simulator.
4. Select lowest, middle, and highest channels for each band and different modulation.
5. Measure and record the power level from the system simulator.



3.5 Peak-to-Average Ratio

3.5.1 Description of the PAR Measurement

Power Complementary Cumulative Distribution Function (CCDF) curves provide a means for characterizing the power peaks of a digitally modulated signal on a statistical basis. A CCDF curve depicts the probability of the peak signal amplitude exceeding the average power level. Most contemporary measurement instrumentation include the capability to produce CCDF curves for an input signal provided that the instrument's resolution bandwidth can be set wide enough to accommodate the entire input signal bandwidth. In measuring transmissions in this band using an average power technique, the peak-to-average ratio (PAR) of the transmission may not exceed 13 dB.

3.5.2 Test Procedures

1. The testing follows ANSI C63.26 Section 5.2.3.4 (CCDF).
2. The EUT was connected to spectrum and system simulator via a power divider.
3. Set the CCDF (Complementary Cumulative Distribution Function) option in spectrum analyzer.
4. The highest RF powers were measured and recorded the maximum PAPR level associated with a probability of 0.1 %.
5. Record the deviation as Peak to Average Ratio.



3.6 Occupied Bandwidth

3.6.1 Description of Occupied Bandwidth Measurement

The occupied bandwidth is the width of a frequency band such that, below the lower and above the upper frequency limits, the mean powers emitted are each equal to a specified percentage 0.5% of the total mean transmitted power.

The 26 dB emission bandwidth is defined as the frequency range between two points, one above and one below the carrier frequency, at which the spectral density of the emission is attenuated 26 dB below the maximum in-band spectral density of the modulated signal. Spectral density (power per unit bandwidth) is to be measured with a detector of resolution bandwidth equal to approximately 1.0% of the emission bandwidth.

3.6.2 Test Procedures

1. The testing follows ANSI C63.26 Section 5.4
2. The EUT was connected to spectrum analyzer and system simulator via a power divider.
3. The spectrum analyzer center frequency is set to the nominal EUT channel center frequency. The span range for the spectrum analyzer shall be between two and five times the anticipated OBW.
4. The nominal resolution bandwidth (RBW) shall be in the range of 1 to 5 % of the anticipated OBW, and the VBW shall be at least 3 times the RBW.
5. Set the detection mode to peak, and the trace mode to max hold.
6. Determine the reference value: Set the EUT to transmit a modulated signal. Allow the trace to stabilize. Set the spectrum analyzer marker to the highest level of the displayed trace.
(this is the reference value)
7. Determine the “-26 dB down amplitude” as equal to (Reference Value – X).
8. Place two markers, one at the lowest and the other at the highest frequency of the envelope of the spectral display such that each marker is at or slightly below the “-X dB down amplitude” determined in step 6. If a marker is below this “-X dB down amplitude” value it shall be placed as close as possible to this value. The OBW is the positive frequency difference between the two markers.
9. Use the 99 % power bandwidth function of the spectrum analyzer and report the measured bandwidth.



3.7 Conducted Band Edge

3.7.1 Description of Conducted Band Edge Measurement

22.917(a)

For operations in the 824 – 849 MHz band, the FCC limit is $43 + 10\log_{10}(P[\text{Watts}])$ dB below the transmitter power $P(\text{Watts})$ in a 100kHz bandwidth. However, in the 1MHz bands immediately outside and adjacent to the licensee's frequency block, a resolution bandwidth of at least one percent of the emission bandwidth of the fundamental emission of the transmitter may be employed.

24.238 (a)

For operations in the 1850-1910 and 1930-1990 MHz band, the FCC limit is $43 + 10\log_{10}(P[\text{Watts}])$ dB below the transmitter power $P(\text{Watts})$ in a 1MHz bandwidth. However, in the 1 MHz bands immediately outside and adjacent to the frequency block a resolution bandwidth of at least one percent of the emission bandwidth of the fundamental emission of the transmitter may be employed.

27.53 (c)

For operations in the 776-788 MHz band, the FCC limit is $43 + 10\log_{10}(P[\text{Watts}])$ dB below the transmitter power $P(\text{Watts})$ in a 100 kHz bandwidth. However, in the 100 kHz bands immediately outside and adjacent to the frequency block, a resolution bandwidth of at least 30 kHz may be employed. In addition, the power of any unwanted emissions in any 6.25 kHz bandwidth for all frequencies between 763-775 MHz and 793-806 MHz shall be attenuated below the transmitter power, P (dBW), by at least $65 + 10 \log_{10} p(\text{watts})$, dB, for mobile and portable equipment.

27.53 (g)

For operations in the 600MHz band and 698 -746 MHz band, the FCC limit is $43 + 10\log_{10}(P[\text{Watts}])$ dB below the transmitter power $P(\text{Watts})$ in a 100 kHz bandwidth. However, in the 100 kilohertz bands immediately outside and adjacent to a licensee's frequency block, a resolution bandwidth of at least 30 kHz may be employed.

27.53 (h)

For operations in the 1710 – 1755 MHz band, the FCC limit is $43 + 10\log_{10}(P[\text{Watts}])$ dB below the transmitter power $P(\text{Watts})$ in a 1 MHz bandwidth. However, in the 1MHz bands immediately outside and adjacent to the licensee's frequency block, a resolution bandwidth of at least one percent of the emission bandwidth of the fundamental emission of the transmitter may be employed.



3.7.2 Test Procedures

1. The testing follows ANSI C63.26 section 5.7
2. The EUT was connected to spectrum analyzer and system simulator via a power divider.
3. The band edges of low and high channels for the highest RF powers were measured.
4. Set RBW \geq 1% EBW in the 1MHz band immediately outside and adjacent to the band edge.
5. Beyond the 1 MHz band from the band edge, RBW=1MHz was used or a narrower RBW was used and the measured power was integrated over the full required measurement bandwidth of 1 MHz.
6. Set spectrum analyzer with RMS detector.
7. The RF fundamental frequency should be excluded against the limit line in the operating frequency band.
8. Checked that all the results comply with the emission limit line.

Example:

The limit line is derived from $43 + 10\log(P)$ dB below the transmitter power P(Watts)

$$= P(W) - [43 + 10\log(P)] \text{ (dB)}$$

$$= [30 + 10\log(P)] \text{ (dBm)} - [43 + 10\log(P)] \text{ (dB)} = -13\text{dBm}.$$



3.8 Conducted Spurious Emission

3.8.1 Description of Conducted Spurious Emission Measurement

The power of any emission outside of the authorized operating frequency ranges must be lower than the transmitter power (P) by a factor of at least $43 + 10 \log (P)$ dB.

It is measured by means of a calibrated spectrum analyzer and scanned from 30 MHz up to a frequency including its 10th harmonic.

3.8.2 Test Procedures

1. The testing follows ANSI C63.26 section 5.7
2. The EUT was connected to spectrum analyzer and system simulator via a power divider.
3. The RF output of EUT was connected to the spectrum analyzer by RF cable and attenuator. The path loss was compensated to the results for each measurement.
4. The middle channel for the highest RF power within the transmitting frequency was measured.
5. The conducted spurious emission for the whole frequency range was taken.
6. Make the measurement with the spectrum analyzer's RBW = 1MHz, VBW = 3MHz.
7. Set spectrum analyzer with RMS detector.
8. Taking the record of maximum spurious emission.
9. The RF fundamental frequency should be excluded against the limit line in the operating frequency band.
10. The limit line is derived from $43 + 10\log(P)$ dB below the transmitter power P(Watts)
= P(W)- [43 + 10log(P)] (dB)
= [30 + 10log(P)] (dBm) - [43 + 10log(P)] (dB)
= -13dBm.



3.9 Frequency Stability

3.9.1 Description of Frequency Stability Measurement

The frequency stability shall be measured by variation of ambient temperature and variation of primary supply voltage to ensure that the fundamental emission stays within the authorized frequency block. The frequency stability of the transmitter shall be maintained within $\pm 0.00025\%$ ($\pm 2.5\text{ppm}$) of the center frequency.

3.9.2 Test Procedures for Temperature Variation

1. The testing follows ANSI C63.26 section 5.6.4
2. The EUT was set up in the thermal chamber and connected with the system simulator.
3. With power OFF, the temperature was decreased to -30°C and the EUT was stabilized before testing. Power was applied and the maximum change in frequency was recorded within one minute.
4. With power OFF, the temperature was raised in 10°C step up to 50°C . The EUT was stabilized at each step for at least half an hour. Power was applied and the maximum frequency change was recorded within one minute.

3.9.3 Test Procedures for Voltage Variation

1. The testing follows ANSI C63.26 section 5.6.5
2. The EUT was placed in a temperature chamber at $20\pm 5^{\circ}\text{C}$ and connected with the system simulator.
3. The power supply voltage to the EUT was varied from 85% to 115% of the nominal value for other than hand carried battery equipment.
4. For hand carried, battery powered equipment, reduce the primary ac or dc supply voltage to the battery operating end point, which shall be specified by the manufacturer.
5. The variation in frequency was measured for the worst case.

4 Radiated Test Items

4.1 Measuring Instruments

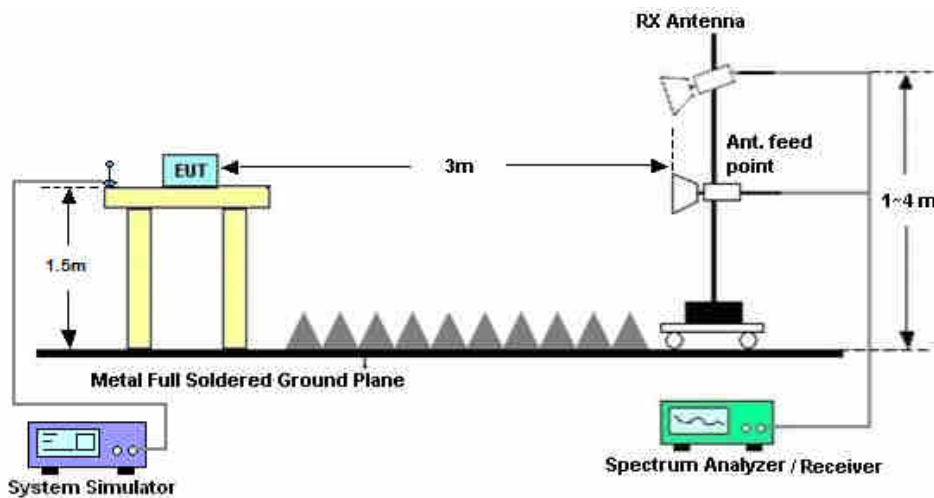
See list of measuring instruments of this test report.

4.2 Test Setup

4.2.1 For radiated test from 30MHz to 1GHz



4.2.2 For radiated test above 1GHz



4.3 Test Result of Radiated Test

Please refer to Appendix B.



4.4 Radiated Spurious Emission

4.4.1 Description of Radiated Spurious Emission

The radiated spurious emission was measured by substitution method according to ANSI C63.26. The power of any emission outside of the authorized operating frequency ranges must be attenuated below the transmitter power (P) by a factor of at least $43 + 10 \log (P)$ dB.

For LTE Band 13

For operations in the 746-758 MHz, 775-788 MHz, and 805-806 MHz bands, emissions in the band 1559-1610 MHz shall be limited to -70 dBW/MHz equivalent isotropically radiated power (EIRP) for wideband signals, and -80 dBW EIRP for discrete emissions of less than 700 Hz bandwidth.

The spectrum is scanned from 30 MHz up to a frequency including its 10th harmonic.

4.4.2 Test Procedures

1. The testing follows ANSI C63.26 Section 5.5
2. The EUT was placed on a turntable with 0.8 meter height for frequency below 1GHz and 1.5 meter height for frequency above 1GHz respectively above ground.
3. The EUT was set 3 meters from the receiving antenna mounted on the antenna tower.
4. The table was rotated 360 degrees to determine the position of the highest spurious emission.
5. The height of the receiving antenna is varied between 1m to 4m to search the maximum spurious emission for both horizontal and vertical polarizations.
6. During the measurement, the system simulator parameters were set to force the EUT transmitting at maximum output power.
7. Make the measurement with the spectrum analyzer's RBW = 1MHz, VBW = 3MHz, taking the record of maximum spurious emission.
8. A horn antenna was substituted in place of the EUT and was driven by a signal generator.
9. Tune the output power of signal generator to the same emission level with EUT maximum spurious emission.
10. $EIRP \text{ (dBm)} = S.G. \text{ Power} - Tx \text{ Cable Loss} + Tx \text{ Antenna Gain}$
11. $ERP \text{ (dBm)} = EIRP - 2.15$
12. The RF fundamental frequency should be excluded against the limit line in the operating frequency band.

The limit line is derived from $43 + 10\log(P)$ dB below the transmitter power P(Watts)
 $= P(W) - [43 + 10\log(P)] \text{ (dB)}$
 $= [30 + 10\log(P)] \text{ (dBm)} - [43 + 10\log(P)] \text{ (dB)}$
 $= -13\text{dBm}.$



5 List of Measuring Equipment

Instrument	Manufacturer	Model No.	Serial No.	Characteristics	Calibration Date	Test Date	Due Date	Remark
Spectrum Analyzer	R&S	FSV40	101040	10Hz~40GHz	Aug. 07, 2018	Jun. 01, 2019~ Jun. 05, 2019	Aug. 06, 2019	Conducted (TH01-KS)
Thermal Chamber	Ten Billion	TTC-B3S	TBN-960502	-40~+150°C	Nov. 19, 2018	Jun. 01, 2019~ Jun. 05, 2019	Nov. 18, 2019	Conducted (TH01-KS)
EXA Spectrum Analyzer	Keysight	N9010A	MY55370528	10Hz-44GHz	Oct. 09, 2018	May 28, 2019	Oct.08, 2019	Radiation (03CH05-KS)
Bilog Antenna	TeseQ	CBL6111D	44483	30MHz-1GHz	Dec. 28, 2018	May 28, 2019	Dec. 27, 2019	Radiation (03CH05-KS)
Double Ridge Horn Antenna	ETS-Lindgren	3117	75959	1GHz~18GHz	Jan. 27, 2019	May 28, 2019	Jan. 26, 2020	Radiation (03CH05-KS)
SHF-EHF Horn	Com-power	AH-840	101070	18GHz~40GHz	Jan. 05, 2019	May 28, 2019	Jan. 04, 2020	Radiation (03CH05-KS)
Amplifier	SONOMA	310N	187289	9KHz-1GHz	Aug. 06, 2018	May 28, 2019	Aug. 05, 2019	Radiation (03CH05-KS)
Amplifier	MITEQ	TTA1840-35-HG	2014749	18~40GHz	Jan. 14, 2019	May 28, 2019	Jan. 13, 2020	Radiation (03CH05-KS)
high gain Amplifier	MITEQ	AMF-7D-00 101800-30-1 QP	2025788	1Ghz-18Ghz	Aug. 17, 2018	May 28, 2019	Aug. 16, 2019	Radiation (03CH05-KS)
Amplifier	Keysight	83017A	MY53270316	500MHz~26.5GHz	Dec. 22, 2018	May 28, 2019	Dec. 21, 2019	Radiation (03CH05-KS)
AC Power Source	Chroma	61601	F104090004	N/A	NCR	May 28, 2019	NCR	Radiation (03CH05-KS)
Turn Table	ChamPro	EM 1000-T	060762-T	0~360 degree	NCR	May 28, 2019	NCR	Radiation (03CH05-KS)
Antenna Mast	ChamPro	EM 1000-A	060762-A	1 m~4 m	NCR	May 28, 2019	NCR	Radiation (03CH05-KS)

NCR: No Calibration Required



6 Uncertainty of Evaluation

The measurement uncertainties shown below were calculated in accordance with the requirements of ANSI 63.26-2015. All the measurement uncertainty value were shown with a coverage K=2 to indicate 95% level of confidence. The measurement data show herein meets or exceeds the CISPR measurement uncertainty values specified in CISPR 16-4-2 and can be compared directly to specified limit to determine compliance.

Uncertainty of Radiated Emission Measurement (30 MHz ~ 1000 MHz)

Measuring Uncertainty for a Level of Confidence of 95% (U = 2Uc(y))	2.5dB
---	-------

Uncertainty of Radiated Emission Measurement (1 GHz ~ 40 GHz)

Measuring Uncertainty for a Level of Confidence of 95% (U = 2Uc(y))	2.1dB
---	-------



Appendix A. Test Results of Conducted Test

Conducted Output Power(Average power)

LTE Band 2 Maximum Average Power [dBm]						
BW [MHz]	RB Size	RB Offset	Mod	Lowest	Middle	Highest
20	1	0	QPSK	22.60	22.69	22.60
20	1	49		22.49	22.40	22.59
20	1	99		22.46	22.51	22.57
20	50	0		21.60	21.60	21.53
20	50	24		21.55	21.53	21.48
20	50	50		21.53	21.39	21.36
20	100	0		21.56	21.46	21.44
20	1	0	16-QAM	21.69	21.69	21.72
20	1	49		21.83	21.85	21.85
20	1	99		21.55	21.53	21.51
20	50	0		20.54	20.55	20.52
20	50	24		20.55	20.49	20.48
20	50	50		20.51	20.35	20.37
20	100	0		20.54	20.43	20.44
20	1	0	64-QAM	20.30	20.29	20.27
20	1	49		20.44	20.40	20.41
20	1	99		20.10	20.12	20.12
20	50	0		19.23	19.21	19.23
20	50	24		19.24	19.19	19.17
20	50	50		19.22	19.05	19.06
20	100	0		19.22	19.13	19.15
15	1	0	QPSK	22.52	22.42	22.39
15	1	37		22.64	22.67	22.60
15	1	74		22.32	22.33	22.33
15	36	0		21.58	21.55	21.49
15	36	20		21.53	21.54	21.50
15	36	39		21.46	21.46	21.45
15	75	0		21.52	21.52	21.47



15	1	0	16-QAM	21.72	21.70	21.69
15	1	37		21.89	21.84	21.82
15	1	74		21.62	21.58	21.58
15	36	0		20.50	20.50	20.48
15	36	20		20.49	20.49	20.49
15	36	39		20.43	20.39	20.43
15	75	0		20.47	20.50	20.47
15	1	0	64-QAM	20.62	20.59	20.61
15	1	37		20.73	20.76	20.71
15	1	74		20.46	20.49	20.52
15	36	0		19.52	19.50	19.46
15	36	20		19.45	19.49	19.49
15	36	39		19.42	19.42	19.42
15	75	0		19.46	19.47	19.46



LTE Band 2 Maximum Average Power [dBm]						
BW [MHz]	RB Size	RB Offset	Mod	Lowest	Middle	Highest
10	1	0	QPSK	22.48	22.45	22.39
10	1	25		22.53	22.57	22.52
10	1	49		22.35	22.36	22.38
10	25	0		21.57	21.57	21.52
10	25	12		21.53	21.52	21.52
10	25	25		21.48	21.48	21.46
10	50	0		21.53	21.54	21.52
10	1	0	16-QAM	21.71	21.70	21.72
10	1	25		21.77	21.78	21.78
10	1	49		21.59	21.64	21.67
10	25	0		20.55	20.54	20.55
10	25	12		20.47	20.50	20.49
10	25	25		20.45	20.45	20.44
10	50	0		20.49	20.50	20.48
10	1	0	64-QAM	20.62	20.59	20.61
10	1	25		20.73	20.76	20.71
10	1	49		20.46	20.49	20.52
10	25	0		19.52	19.50	19.46
10	25	12		19.45	19.49	19.49
10	25	25		19.42	19.42	19.42
10	50	0		19.46	19.47	19.46
5	1	0	QPSK	22.43	22.37	22.35
5	1	12		22.65	22.65	22.58
5	1	24		22.33	22.33	22.33
5	12	0		21.52	21.54	21.45
5	12	7		21.54	21.54	21.51
5	12	13		21.46	21.48	21.40
5	25	0		21.53	21.51	21.46
5	1	0	16-QAM	21.64	21.64	21.59
5	1	12		21.83	21.88	21.81
5	1	24		21.55	21.56	21.58
5	12	0		20.48	20.48	20.42
5	12	7		20.47	20.51	20.49



5	12	13	64-QAM	20.42	20.42	20.39
5	25	0		20.48	20.50	20.46
5	1	0		20.55	20.54	20.48
5	1	12		20.77	20.72	20.80
5	1	24		20.42	20.50	20.50
5	12	0		19.45	19.46	19.44
5	12	7		19.47	19.47	19.49
5	12	13		19.40	19.42	19.43
5	25	0		19.49	19.46	19.48



LTE Band 2 Maximum Average Power [dBm]						
BW [MHz]	RB Size	RB Offset	Mod	Lowest	Middle	Highest
3	1	0	QPSK	22.58	22.52	22.46
3	1	8		22.52	22.50	22.49
3	1	14		22.51	22.48	22.46
3	8	0		21.55	21.54	21.51
3	8	4		21.57	21.56	21.56
3	8	7		21.54	21.52	21.51
3	15	0		21.56	21.55	21.52
3	1	0	16-QAM	21.79	21.77	21.72
3	1	8		21.73	21.77	21.71
3	1	14		21.71	21.76	21.73
3	8	0		20.56	20.58	20.58
3	8	4		20.59	20.58	20.59
3	8	7		20.54	20.55	20.56
3	15	0		20.52	20.50	20.53
3	1	0	64-QAM	20.68	20.65	20.60
3	1	8		20.64	20.64	20.65
3	1	14		20.60	20.62	20.65
3	8	0		19.54	19.54	19.53
3	8	4		19.53	19.56	19.56
3	8	7		19.51	19.51	19.50
3	15	0		19.48	19.49	19.50
1.4	1	0	QPSK	22.50	22.46	22.41
1.4	1	3		22.66	22.61	22.52
1.4	1	5		22.47	22.43	22.41
1.4	3	0		22.63	22.57	22.54
1.4	3	1		22.34	22.64	22.57
1.4	3	3		22.60	22.58	22.53
1.4	6	0		21.58	21.56	21.54
1.4	1	0	16-QAM	21.75	21.73	21.70
1.4	1	3		21.87	21.89	21.79
1.4	1	5		21.67	21.70	21.66
1.4	3	0		21.59	21.55	21.51
1.4	3	1		21.62	21.59	21.57



1.4	3	3	64-QAM	21.52	21.55	21.51
1.4	6	0		20.60	20.61	20.60
1.4	1	0		20.64	20.60	20.53
1.4	1	3		20.78	20.74	20.73
1.4	1	5		20.55	20.59	20.59
1.4	3	0		20.59	20.59	20.56
1.4	3	1		20.64	20.62	20.57
1.4	3	3		20.58	20.57	20.54
1.4	6	0		19.58	19.54	19.53



LTE Band 4 Maximum Average Power [dBm]						
BW [MHz]	RB Size	RB Offset	Mod	Lowest	Middle	Highest
20	1	0	QPSK	22.30	22.32	22.18
20	1	49		22.48	22.37	22.36
20	1	99		22.05	22.04	22.05
20	50	0		21.26	21.34	21.30
20	50	24		21.33	21.31	21.30
20	50	50		21.27	21.25	21.27
20	100	0		21.29	21.29	21.29
20	1	0	16-QAM	21.47	21.50	21.48
20	1	49		21.65	21.69	21.64
20	1	99		21.34	21.38	21.30
20	50	0		20.28	20.33	20.30
20	50	24		20.34	20.33	20.30
20	50	50		20.29	20.23	20.29
20	100	0		20.27	20.29	20.27
20	1	0	64-QAM	20.36	20.40	20.36
20	1	49		20.35	20.47	20.49
20	1	99		20.23	20.25	20.16
20	50	0		19.25	19.33	19.28
20	50	24		19.29	19.31	19.29
20	50	50		19.23	19.20	19.27
20	100	0		19.28	19.26	19.29
15	1	0	QPSK	22.24	22.27	22.26
15	1	37		22.41	22.35	22.40
15	1	74		22.16	22.14	22.10
15	36	0		21.32	21.35	21.31
15	36	20		21.32	21.37	21.30
15	36	39		21.33	21.30	21.29
15	75	0		21.32	21.32	21.28
15	1	0	16-QAM	21.51	21.58	21.57
15	1	37		21.65	21.75	21.76
15	1	74		21.47	21.48	21.39
15	36	0		20.29	20.35	20.30
15	36	20		20.30	20.33	20.28



15	36	39	64-QAM	20.31	20.29	20.28
15	75	0		20.28	20.33	20.28
15	1	0		20.42	20.44	20.42
15	1	37		20.39	20.36	20.42
15	1	74		20.36	20.38	20.25
15	36	0		19.28	19.39	19.30
15	36	20		19.29	19.32	19.28
15	36	39		19.29	19.30	19.28
15	75	0		19.30	19.36	19.28



LTE Band 4 Maximum Average Power [dBm]						
BW [MHz]	RB Size	RB Offset	Mod	Lowest	Middle	Highest
10	1	0	QPSK	22.32	22.31	22.27
10	1	25		22.36	22.38	22.34
10	1	49		22.21	22.20	22.16
10	25	0		21.33	21.38	21.28
10	25	12		21.37	21.36	21.29
10	25	25		21.32	21.34	21.32
10	50	0		21.35	21.36	21.31
10	1	0	16-QAM	21.60	21.59	21.59
10	1	25		21.65	21.71	21.63
10	1	49		21.51	21.52	21.47
10	25	0		20.32	20.38	20.29
10	25	12		20.35	20.36	20.30
10	25	25		20.30	20.34	20.32
10	50	0		20.35	20.37	20.33
10	1	0	64-QAM	20.48	20.46	20.45
10	1	25		20.49	20.43	20.42
10	1	49		20.38	20.39	20.36
10	25	0		19.32	19.36	19.29
10	25	12		19.35	19.36	19.32
10	25	25		19.32	19.31	19.31
10	50	0		19.34	19.36	19.31
5	1	0	QPSK	22.21	22.20	22.13
5	1	12		22.36	22.37	22.39
5	1	24		22.14	22.14	22.10
5	12	0		21.29	21.31	21.26
5	12	7		21.34	21.37	21.31
5	12	13		21.28	21.28	21.27
5	25	0		21.28	21.30	21.26
5	1	0	16-QAM	21.47	21.50	21.46
5	1	12		21.67	21.71	21.73
5	1	24		21.39	21.46	21.40
5	12	0		20.27	20.30	20.26
5	12	7		20.32	20.34	20.30



5	12	13	64-QAM	20.25	20.26	20.28
5	25	0		20.30	20.29	20.26
5	1	0		20.35	20.37	20.33
5	1	12		20.45	20.46	20.40
5	1	24		20.29	20.31	20.27
5	12	0		19.23	19.27	19.22
5	12	7		19.31	19.32	19.28
5	12	13		19.25	19.24	19.24
5	25	0		19.31	19.32	19.29



LTE Band 4 Maximum Average Power [dBm]						
BW [MHz]	RB Size	RB Offset	Mod	Lowest	Middle	Highest
3	1	0	QPSK	22.29	22.31	22.22
3	1	8		22.23	22.27	22.21
3	1	14		22.21	22.28	22.19
3	8	0		21.28	21.29	21.25
3	8	4		21.30	21.35	21.29
3	8	7		21.26	21.28	21.22
3	15	0		21.27	21.27	21.22
3	1	0	16-QAM	21.55	21.57	21.58
3	1	8		21.51	21.59	21.53
3	1	14		21.47	21.51	21.49
3	8	0		20.31	20.39	20.31
3	8	4		20.37	20.39	20.34
3	8	7		20.33	20.33	20.30
3	15	0		20.28	20.30	20.25
3	1	0	64-QAM	20.42	20.43	20.39
3	1	8		20.39	20.44	20.38
3	1	14		20.35	20.41	20.38
3	8	0		19.29	19.32	19.29
3	8	4		19.31	19.33	19.31
3	8	7		19.27	19.31	19.26
3	15	0		19.24	19.26	19.21
1.4	1	0	QPSK	22.22	22.22	22.16
1.4	1	3		22.33	22.39	22.28
1.4	1	5		22.21	22.23	22.17
1.4	3	0		22.32	22.33	22.29
1.4	3	1		22.38	22.37	22.33
1.4	3	3		22.33	22.34	22.27
1.4	6	0		21.33	21.34	21.27
1.4	1	0	16-QAM	21.47	21.54	21.50
1.4	1	3		21.64	21.64	21.59
1.4	1	5		21.50	21.54	21.48
1.4	3	0		21.29	21.32	21.29
1.4	3	1		21.35	21.40	21.31



1.4	3	3	64-QAM	21.29	21.33	21.26
1.4	6	0		20.39	20.41	20.34
1.4	1	0		20.37	20.43	20.35
1.4	1	3		20.40	20.47	20.43
1.4	1	5		20.38	20.38	20.32
1.4	3	0		20.35	20.35	20.31
1.4	3	1		20.37	20.43	20.38
1.4	3	3		20.32	20.35	20.32
1.4	6	0		19.33	19.36	19.27



LTE Band 5 Maximum Average Power [dBm]						
BW [MHz]	RB Size	RB Offset	Mod	Lowest	Middle	Highest
10	1	0	QPSK	23.15	23.19	23.18
10	1	25		23.31	23.39	23.29
10	1	49		23.15	23.16	23.15
10	25	0		22.29	22.33	22.28
10	25	12		22.27	22.35	22.30
10	25	25		22.25	22.30	22.23
10	50	0		22.27	22.32	22.31
10	1	0	16-QAM	22.46	22.44	22.47
10	1	25		22.58	22.58	22.52
10	1	49		22.41	22.45	22.36
10	25	0		21.27	21.30	21.26
10	25	12		21.26	21.28	21.28
10	25	25		21.25	21.29	21.23
10	50	0		21.28	21.32	21.28
10	1	0	64-QAM	20.45	20.41	20.49
10	1	25		20.40	20.48	20.47
10	1	49		20.39	20.43	20.34
10	25	0		19.36	19.39	19.36
10	25	12		19.37	19.39	19.36
10	25	25		19.34	19.42	19.32
10	50	0		19.36	19.40	19.37
5	1	0	QPSK	23.09	23.08	23.06
5	1	12		23.18	23.31	23.33
5	1	24		23.10	23.07	23.07
5	12	0		22.22	22.25	22.22
5	12	7		22.31	22.28	22.25
5	12	13		22.24	22.21	22.17
5	25	0		22.26	22.23	22.22
5	1	0	16-QAM	22.34	22.39	22.31
5	1	12		22.62	22.60	22.56
5	1	24		22.39	22.35	22.26
5	12	0		21.19	21.23	21.19
5	12	7		21.27	21.26	21.23



5	12	13		21.22	21.21	21.16
5	25	0		21.24	21.25	21.17
5	1	0	64-QAM	20.36	20.32	20.31
5	1	12		20.46	20.41	20.40
5	1	24		20.37	20.34	20.27
5	12	0		19.27	19.31	19.25
5	12	7		19.35	19.33	19.31
5	12	13		19.32	19.27	19.21
5	25	0		19.34	19.33	19.27



LTE Band 5 Maximum Average Power [dBm]						
BW [MHz]	RB Size	RB Offset	Mod	Lowest	Middle	Highest
3	1	0	QPSK	23.09	23.08	23.06
3	1	8		23.18	23.31	23.33
3	1	14		23.10	23.07	23.07
3	8	0		22.22	22.25	22.22
3	8	4		22.31	22.28	22.25
3	8	7		22.24	22.21	22.17
3	15	0		22.26	22.23	22.22
3	1	0	16-QAM	22.34	22.39	22.31
3	1	8		22.62	22.60	22.56
3	1	14		22.39	22.35	22.26
3	8	0		21.19	21.23	21.19
3	8	4		21.27	21.26	21.23
3	8	7		21.22	21.21	21.16
3	15	0		21.24	21.25	21.17
3	1	0	64-QAM	20.44	20.30	20.43
3	1	8		20.46	20.50	20.42
3	1	14		20.43	20.48	20.39
3	8	0		19.36	19.39	19.35
3	8	4		19.39	19.40	19.37
3	8	7		19.36	19.38	19.37
3	15	0		19.29	19.36	19.33
1.4	1	0	QPSK	23.19	23.19	23.15
1.4	1	3		23.34	23.31	23.31
1.4	1	5		23.23	23.18	23.19
1.4	3	0		23.33	23.30	23.32
1.4	3	1		23.36	23.36	23.37
1.4	3	3		23.30	23.30	23.31
1.4	6	0		22.33	22.31	22.33
1.4	1	0	16-QAM	22.50	22.44	22.36
1.4	1	3		22.59	22.58	22.51
1.4	1	5		22.46	22.46	22.38
1.4	3	0		22.28	22.30	22.26
1.4	3	1		22.37	22.35	22.31



1.4	3	3	64-QAM	22.30	22.30	22.23
1.4	6	0		21.41	21.41	21.37
1.4	1	0		20.48	20.50	20.37
1.4	1	3		20.30	20.30	20.44
1.4	1	5		20.34	20.41	20.41
1.4	3	0		20.41	20.42	20.40
1.4	3	1		20.46	20.48	20.43
1.4	3	3		20.39	20.42	20.40
1.4	6	0		19.40	19.40	19.39



LTE Band 12 Maximum Average Power [dBm]						
BW [MHz]	RB Size	RB Offset	Mod	Lowest	Middle	Highest
10	1	0	QPSK	23.19	23.39	23.19
10	1	25		23.32	23.34	23.32
10	1	49		23.26	23.23	23.27
10	25	0		22.31	22.33	22.28
10	25	12		22.35	22.37	22.36
10	25	25		22.39	22.41	22.26
10	50	0		22.36	22.37	22.28
10	1	0	16-QAM	22.44	22.45	22.45
10	1	25		22.60	22.59	22.57
10	1	49		22.52	22.48	22.49
10	25	0		21.33	21.34	21.31
10	25	12		21.37	21.36	21.36
10	25	25		21.40	21.42	21.22
10	50	0		21.35	21.37	21.26
10	1	0	64-QAM	20.45	20.41	20.42
10	1	25		20.46	20.30	20.36
10	1	49		20.32	20.48	20.44
10	25	0		19.39	19.43	19.39
10	25	12		19.46	19.46	19.43
10	25	25		19.50	19.25	19.30
10	50	0		19.44	19.46	19.34
5	1	0	QPSK	22.63	22.77	22.99
5	1	12		23.07	23.02	23.06
5	1	24		23.01	22.83	23.09
5	12	0		22.08	21.91	22.28
5	12	7		22.17	21.93	22.21
5	12	13		22.19	21.95	22.12
5	25	0		21.76	22.01	22.21
5	1	0	16-QAM	21.98	22.22	22.26
5	1	12		22.46	22.40	22.41
5	1	24		22.26	22.21	22.25
5	12	0		21.05	21.12	21.20
5	12	7		21.15	21.15	21.18



5	12	13		21.13	21.18	21.06
5	25	0		21.13	21.15	21.16
5	1	0	64-QAM	20.18	20.25	20.24
5	1	12		20.46	20.20	20.46
5	1	24		20.23	20.27	20.28
5	12	0		19.15	19.04	19.29
5	12	7		19.15	19.06	19.24
5	12	13		19.14	19.08	19.14
5	25	0		19.07	19.16	19.10



LTE Band 12 Maximum Average Power [dBm]						
BW [MHz]	RB Size	RB Offset	Mod	Lowest	Middle	Highest
3	1	0	QPSK	23.23	23.25	23.25
3	1	8		23.26	23.24	23.23
3	1	14		23.28	23.24	23.27
3	8	0		22.27	22.27	22.28
3	8	4		22.30	22.30	22.31
3	8	7		22.32	22.26	22.27
3	15	0		22.30	22.27	22.29
3	1	0	16-QAM	22.49	22.51	22.45
3	1	8		22.51	22.49	22.43
3	1	14		22.50	22.53	22.41
3	8	0		21.31	21.35	21.31
3	8	4		21.37	21.36	21.31
3	8	7		21.37	21.35	21.28
3	15	0		21.29	21.29	21.26
3	1	0	64-QAM	20.44	20.50	20.46
3	1	8		20.49	20.44	20.43
3	1	14		20.40	20.25	20.46
3	8	0		19.41	19.40	19.37
3	8	4		19.45	19.43	19.36
3	8	7		19.46	19.40	19.35
3	15	0		19.40	19.37	19.34
1.4	1	0	QPSK	23.19	23.28	23.31
1.4	1	3		23.30	23.30	23.18
1.4	1	5		23.24	23.28	23.31
1.4	3	0		23.32	23.37	23.21
1.4	3	1		23.19	23.37	23.26
1.4	3	3		23.34	23.21	23.20
1.4	6	0		22.33	22.41	22.40
1.4	1	0	16-QAM	22.43	22.53	22.48
1.4	1	3		22.57	22.67	22.54
1.4	1	5		22.50	22.55	22.46
1.4	3	0		22.26	22.38	22.33
1.4	3	1		22.33	22.41	22.33



1.4	3	3	64-QAM	22.34	22.36	22.31
1.4	6	0		21.40	21.47	21.42
1.4	1	0		20.47	20.30	20.44
1.4	1	3		20.36	20.36	20.36
1.4	1	5		20.49	20.32	20.49
1.4	3	0		20.41	20.35	20.47
1.4	3	1		20.45	20.45	20.50
1.4	3	3		20.43	20.31	20.47
1.4	6	0		19.43	19.41	19.44



LTE Band 13 Maximum Average Power [dBm]						
BW [MHz]	RB Size	RB Offset	Mod	Lowest	Middle	Highest
10	1	0	QPSK		23.55	
10	1	25			23.52	
10	1	49			23.37	
10	25	0			22.37	
10	25	12			22.51	
10	25	25			22.51	
10	50	0			22.49	
10	1	0	16-QAM	-	22.57	-
10	1	25			22.77	
10	1	49			22.61	
10	25	0			21.37	
10	25	12			21.53	
10	25	25			21.47	
10	50	0			21.47	
10	1	0	64-QAM		20.98	
10	1	25			20.90	
10	1	49			20.93	
10	25	0			19.89	
10	25	12			19.82	
10	25	25			19.98	
10	50	0			19.94	
5	1	0	QPSK	23.36	23.34	22.96
5	1	12		23.41	23.40	23.29
5	1	24		23.36	23.31	22.99
5	12	0		22.41	22.33	22.11
5	12	7		22.47	22.42	22.02
5	12	13		22.41	22.43	22.06
5	25	0		22.56	22.40	22.18
5	1	0	16-QAM	22.42	22.61	22.18
5	1	12		22.43	22.44	22.28
5	1	24		22.40	22.40	22.13
5	12	0		21.40	21.35	20.98
5	12	7		21.43	21.42	21.03



5	12	13	64-QAM	21.05	21.41	20.96
5	25	0		21.00	21.39	20.99
5	1	0		20.44	20.50	20.46
5	1	12		20.49	20.44	20.43
5	1	24		20.40	20.25	20.46
5	12	0		19.41	19.40	19.37
5	12	7		19.45	19.43	19.36
5	12	13		19.46	19.40	19.35
5	25	0		19.40	19.37	19.34



LTE Band 66 Maximum Average Power [dBm]						
BW [MHz]	RB Size	RB Offset	Mod	Lowest	Middle	Highest
20	1	0	QPSK	22.23	22.51	22.18
20	1	49		22.31	22.42	22.31
20	1	99		22.13	22.14	22.03
20	50	0		21.29	21.36	21.27
20	50	24		21.31	21.33	21.33
20	50	50		21.31	21.34	21.14
20	100	0		21.33	21.36	21.30
20	1	0	16-QAM	21.57	21.55	21.46
20	1	49		21.67	21.70	21.54
20	1	99		21.34	21.46	21.36
20	50	0		20.32	20.34	20.43
20	50	24		20.30	20.40	20.30
20	50	50		20.31	20.34	20.11
20	100	0		20.33	20.34	20.28
20	1	0	64-QAM	20.71	20.77	20.65
20	1	49		20.73	20.60	20.76
20	1	99		20.49	20.62	20.49
20	50	0		19.61	19.64	19.71
20	50	24		19.63	19.69	19.58
20	50	50		19.62	19.62	19.43
20	100	0		19.65	19.65	19.60
15	1	0	QPSK	22.31	22.29	22.32
15	1	37		22.50	22.46	22.48
15	1	74		22.25	22.14	22.24
15	36	0		21.40	21.37	21.45
15	36	20		21.36	21.33	21.36
15	36	39		21.32	21.31	21.32
15	75	0		21.35	21.32	21.37
15	1	0	16-QAM	21.61	21.59	21.54
15	1	37		21.74	21.72	21.67
15	1	74		21.50	21.46	21.45
15	36	0		20.33	20.34	20.39
15	36	20		20.35	20.31	20.32



15	36	39	64-QAM	20.34	20.31	20.27
15	75	0		20.34	20.31	20.34
15	1	0		20.74	20.77	20.72
15	1	37		20.60	20.72	20.65
15	1	74		20.67	20.62	20.60
15	36	0		19.62	19.63	19.69
15	36	20		19.64	19.60	19.61
15	36	39		19.62	19.61	19.58
15	75	0		19.63	19.61	19.65



LTE Band 66 Maximum Average Power [dBm]						
BW [MHz]	RB Size	RB Offset	Mod	Lowest	Middle	Highest
10	1	0	QPSK	22.37	22.36	22.30
10	1	25		22.48	22.48	22.35
10	1	49		22.31	22.23	22.21
10	25	0		21.43	21.43	21.45
10	25	12		21.47	21.40	21.36
10	25	25		21.42	21.40	21.32
10	50	0		21.44	21.42	21.39
10	1	0	16-QAM	21.66	21.71	21.52
10	1	25		21.73	21.73	21.60
10	1	49		21.60	21.57	21.49
10	25	0		20.42	20.44	20.43
10	25	12		20.46	20.46	20.34
10	25	25		20.45	20.43	20.31
10	50	0		20.45	20.44	20.37
10	1	0	64-QAM	20.64	20.55	20.73
10	1	25		20.54	20.56	20.80
10	1	49		20.79	20.71	20.67
10	25	0		19.74	19.73	19.74
10	25	12		19.77	19.73	19.63
10	25	25		19.74	19.71	19.62
10	50	0		19.75	19.72	19.66
5	1	0	QPSK	22.28	22.26	22.17
5	1	12		22.37	22.47	22.48
5	1	24		22.25	22.20	22.15
5	12	0		21.40	21.39	21.33
5	12	7		21.45	21.41	21.39
5	12	13		21.41	21.38	21.32
5	25	0		21.43	21.39	21.35
5	1	0	16-QAM	21.58	21.58	21.44
5	1	12		21.89	21.84	21.71
5	1	24		21.56	21.51	21.44
5	12	0		20.43	20.38	20.32
5	12	7		20.44	20.42	20.35



5	12	13	64-QAM	20.39	20.39	20.27
5	25	0		20.40	20.42	20.33
5	1	0		20.76	20.75	20.62
5	1	12		20.60	20.68	20.66
5	1	24		20.71	20.68	20.62
5	12	0		19.66	19.65	19.58
5	12	7		19.75	19.70	19.64
5	12	13		19.66	19.65	19.57
5	25	0		19.69	19.69	19.62



LTE Band 66 Maximum Average Power [dBm]						
BW [MHz]	RB Size	RB Offset	Mod	Lowest	Middle	Highest
3	1	0	QPSK	22.39	22.36	22.24
3	1	8		22.37	22.33	22.22
3	1	14		22.36	22.30	22.21
3	8	0		21.43	21.37	21.28
3	8	4		21.46	21.41	21.30
3	8	7		21.41	21.37	21.25
3	15	0		21.41	21.34	21.25
3	1	0	16-QAM	21.61	21.64	21.51
3	1	8		21.66	21.70	21.54
3	1	14		21.63	21.62	21.47
3	8	0		20.48	20.45	20.35
3	8	4		20.50	20.46	20.36
3	8	7		20.47	20.43	20.31
3	15	0		20.42	20.41	20.27
3	1	0	64-QAM	20.64	20.76	20.69
3	1	8		20.58	20.76	20.70
3	1	14		20.54	20.61	20.69
3	8	0		19.75	19.70	19.60
3	8	4		19.77	19.72	19.61
3	8	7		19.72	19.68	19.56
3	15	0		19.69	19.64	19.54
1.4	1	0	QPSK	22.28	22.26	22.18
1.4	1	3		22.38	22.41	22.32
1.4	1	5		22.26	22.26	22.20
1.4	3	0		22.36	22.36	22.32
1.4	3	1		22.44	22.41	22.37
1.4	3	3		22.40	22.35	22.33
1.4	6	0		21.38	21.34	21.31
1.4	1	0	16-QAM	21.55	21.57	21.48
1.4	1	3		21.67	21.72	21.63
1.4	1	5		21.57	21.58	21.48
1.4	3	0		21.39	21.39	21.32
1.4	3	1		21.42	21.42	21.33



1.4	3	3	64-QAM	21.36	21.35	21.30
1.4	6	0		20.47	20.42	20.38
1.4	1	0		20.74	20.74	20.68
1.4	1	3		20.55	20.51	20.72
1.4	1	5		20.73	20.73	20.65
1.4	3	0		20.70	20.70	20.63
1.4	3	1		20.77	20.75	20.70
1.4	3	3		20.67	20.74	20.66
1.4	6	0		19.71	19.67	19.60



ERP/EIRP

LTE Band 2 (GT - LC = -2.00 dB) QPSK									
Bandwidth	1.4M			3M			5M		
Channel	18607	18900	19193	18615	18900	19185	18625	18900	19175
	(Low)	(Mid)	(High)	(Low)	(Mid)	(High)	(Low)	(Mid)	(High)
Frequency	1850.7	1880	1909.3	1851.5	1880	1908.5	1852.5	1880	1907.5
(MHz)									
Conducted Power (dBm)	22.66	22.61	22.52	22.58	22.52	22.46	22.65	22.65	22.58
Conducted Power (Watts)	0.1845	0.1824	0.1786	0.1811	0.1786	0.1762	0.1841	0.1841	0.1811
EIRP(dBm)	20.66	20.61	20.52	20.58	20.52	20.46	20.65	20.65	20.58
EIRP(Watts)	0.1164	0.1151	0.1127	0.1143	0.1127	0.1112	0.1161	0.1161	0.1143

LTE Band 2 (GT - LC = -2.00 dB) QPSK									
Bandwidth	10M			15M			20M		
Channel	18650	18900	19150	18675	18900	19125	18650	18900	19100
	(Low)	(Mid)	(High)	(Low)	(Mid)	(High)	(Low)	(Mid)	(High)
Frequency	1855	1880	1905	1857.5	1880	1902.5	1860	1880	1900
(MHz)									
Conducted Power (dBm)	22.53	22.57	22.52	22.64	22.67	22.60	22.60	22.69	22.60
Conducted Power (Watts)	0.1791	0.1807	0.1786	0.1837	0.1849	0.1820	0.1820	0.1858	0.1820
EIRP(dBm)	20.53	20.57	20.52	20.64	20.67	20.60	20.60	20.69	20.60
EIRP(Watts)	0.1130	0.1140	0.1127	0.1159	0.1167	0.1148	0.1148	0.1172	0.1148



LTE Band 2 (GT - LC = -2.00 dB) 16QAM									
Bandwidth	1.4M			3M			5M		
Channel	18607	18900	19193	18615	18900	19185	18625	18900	19175
	(Low)	(Mid)	(High)	(Low)	(Mid)	(High)	(Low)	(Mid)	(High)
Frequency (MHz)	1850.7	1880	1909.3	1851.5	1880	1908.5	1852.5	1880	1907.5
Conducted Power (dBm)	21.87	21.89	21.79	21.79	21.77	21.72	21.83	21.88	21.81
Conducted Power (Watts)	0.1538	0.1545	0.1510	0.1510	0.1503	0.1486	0.1524	0.1542	0.1517
EIRP(dBm)	19.87	19.89	19.79	19.79	19.77	19.72	19.83	19.88	19.81
EIRP(Watts)	0.0971	0.0975	0.0953	0.0953	0.0948	0.0938	0.0962	0.0973	0.0957

LTE Band 2 (GT - LC = -2.00 dB) 16QAM									
Bandwidth	10M			15M			20M		
Channel	18650	18900	19150	18675	18900	19125	18650	18900	19100
	(Low)	(Mid)	(High)	(Low)	(Mid)	(High)	(Low)	(Mid)	(High)
Frequency (MHz)	1855	1880	1905	1857.5	1880	1902.5	1860	1880	1900
Conducted Power (dBm)	21.77	21.78	21.78	21.89	21.84	21.82	21.83	21.85	21.85
Conducted Power (Watts)	0.1503	0.1507	0.1507	0.1545	0.1528	0.1521	0.1524	0.1531	0.1531
EIRP(dBm)	19.77	19.78	19.78	19.89	19.84	19.82	19.83	19.85	19.85
EIRP(Watts)	0.0948	0.0951	0.0951	0.0975	0.0964	0.0959	0.0962	0.0966	0.0966



LTE Band 2 (GT - LC = -2.00 dB) 64QAM									
Bandwidth	1.4M			3M			5M		
Channel	18607	18900	19193	18615	18900	19185	18625	18900	19175
	(Low)	(Mid)	(High)	(Low)	(Mid)	(High)	(Low)	(Mid)	(High)
Frequency	1850.7	1880	1909.3	1851.5	1880	1908.5	1852.5	1880	1907.5
(MHz)									
Conducted Power (dBm)	20.78	20.74	20.73	20.68	20.65	20.60	20.77	20.72	20.80
Conducted Power (Watts)	0.1197	0.1186	0.1183	0.1169	0.1161	0.1148	0.1194	0.1180	0.1202
EIRP(dBm)	18.78	18.74	18.73	18.68	18.65	18.60	18.77	18.72	18.80
EIRP(Watts)	0.0755	0.0748	0.0746	0.0738	0.0733	0.0724	0.0753	0.0745	0.0759

LTE Band 2 (GT - LC = -2.00 dB) 64QAM									
Bandwidth	10M			15M			20M		
Channel	18650	18900	19150	18675	18900	19125	18650	18900	19100
	(Low)	(Mid)	(High)	(Low)	(Mid)	(High)	(Low)	(Mid)	(High)
Frequency	1855	1880	1905	1857.5	1880	1902.5	1860	1880	1900
(MHz)									
Conducted Power (dBm)	20.73	20.76	20.71	20.73	20.76	20.71	20.44	20.40	20.41
Conducted Power (Watts)	0.1183	0.1191	0.1178	0.1183	0.1191	0.1178	0.1107	0.1096	0.1099
EIRP(dBm)	18.73	18.76	18.71	18.73	18.76	18.71	18.44	18.40	18.41
EIRP(Watts)	0.0746	0.0752	0.0743	0.0746	0.0752	0.0743	0.0698	0.0692	0.0693



LTE Band 5 (GT - LC = -2.50 dB) QPSK									
Bandwidth	1.4M			3M			5M		
Channel	20407	20525	20643	20415	20525	20635	20425	20525	20625
	(Low)	(Mid)	(High)	(Low)	(Mid)	(High)	(Low)	(Mid)	(High)
Frequency (MHz)	824.7	836.5	848.3	825.5	836.5	847.5	826.5	836.5	846.5
Conducted Power (dBm)	23.36	23.36	23.37	23.18	23.31	23.33	23.18	23.31	23.33
Conducted Power (Watts)	0.2168	0.2168	0.2173	0.2080	0.2143	0.2153	0.2080	0.2143	0.2153
ERP(dBm)	18.71	18.71	18.72	18.53	18.66	18.68	18.53	18.66	18.68
ERP(Watts)	0.0743	0.0743	0.0745	0.0713	0.0735	0.0738	0.0713	0.0735	0.0738

LTE Band 5 (GT - LC = -2.50 dB) QPSK			
Bandwidth	10M		
Channel	20450	20525	20600
	(Low)	(Mid)	(High)
Frequency (MHz)	829	836.5	844
Conducted Power (dBm)	23.31	23.39	23.29
Conducted Power (Watts)	0.2143	0.2183	0.2133
ERP(dBm)	18.66	18.74	18.64
ERP(Watts)	0.0735	0.0748	0.0731



LTE Band 5 (GT - LC = -2.50 dB) 16QAM									
Bandwidth	1.4M			3M			5M		
Channel	20407	20525	20643	20415	20525	20635	20425	20525	20625
	(Low)	(Mid)	(High)	(Low)	(Mid)	(High)	(Low)	(Mid)	(High)
Frequency (MHz)	824.7	836.5	848.3	825.5	836.5	847.5	826.5	836.5	846.5
Conducted Power (dBm)	22.59	22.58	22.51	22.62	22.60	22.56	22.62	22.60	22.56
Conducted Power (Watts)	0.1816	0.1811	0.1782	0.1828	0.1820	0.1803	0.1828	0.1820	0.1803
ERP(dBm)	17.94	17.93	17.86	17.97	17.95	17.91	17.97	17.95	17.91
ERP(Watts)	0.0622	0.0621	0.0611	0.0627	0.0624	0.0618	0.0627	0.0624	0.0618

LTE Band 5 (GT - LC = -2.50 dB) 16QAM			
Bandwidth	10M		
Channel	20450	20525	20600
	(Low)	(Mid)	(High)
Frequency (MHz)	829	836.5	844
Conducted Power (dBm)	22.58	22.58	22.52
Conducted Power (Watts)	0.1811	0.1811	0.1786
ERP(dBm)	17.93	17.93	17.87
ERP(Watts)	0.0621	0.0621	0.0612



LTE Band 5 (GT - LC = -2.50 dB) 64QAM									
Bandwidth	1.4M			3M			5M		
Channel	20407	20525	20643	20415	20525	20635	20425	20525	20625
	(Low)	(Mid)	(High)	(Low)	(Mid)	(High)	(Low)	(Mid)	(High)
Frequency	824.7	836.5	848.3	825.5	836.5	847.5	826.5	836.5	846.5
(MHz)									
Conducted Power (dBm)	20.48	20.50	20.37	20.46	20.50	20.42	20.46	20.41	20.40
Conducted Power (Watts)	0.1117	0.1122	0.1089	0.1112	0.1122	0.1102	0.1112	0.1099	0.1096
ERP(dBm)	15.83	15.85	15.72	15.81	15.85	15.77	15.81	15.76	15.75
ERP(Watts)	0.0383	0.0385	0.0373	0.0381	0.0385	0.0378	0.0381	0.0377	0.0376

LTE Band 5 (GT - LC = -2.50 dB) 64QAM			
Bandwidth	10M		
Channel	20450	20525	20600
	(Low)	(Mid)	(High)
Frequency	829	836.5	844
(MHz)			
Conducted Power (dBm)	20.45	20.41	20.49
Conducted Power (Watts)	0.1109	0.1099	0.1119
ERP(dBm)	15.80	15.76	15.84
ERP(Watts)	0.0380	0.0377	0.0384



LTE Band 12 (GT - LC = -3.50 dB) QPSK									
Bandwidth	1.4M			3M			5M		
Channel	23017	23095	23173	23025	23095	23165	23035	23095	23155
	(Low)	(Mid)	(High)	(Low)	(Mid)	(High)	(Low)	(Mid)	(High)
Frequency (MHz)	699.7	707.5	715.3	700.5	707.5	714.5	701.5	707.5	713.5
Conducted Power (dBm)	23.32	23.37	23.21	23.28	23.24	23.27	23.01	22.83	23.09
Conducted Power (Watts)	0.2148	0.2173	0.2094	0.2128	0.2109	0.2123	0.2000	0.1919	0.2037
ERP(dBm)	17.67	17.72	17.56	17.63	17.59	17.62	17.36	17.18	17.44
ERP(Watts)	0.0585	0.0592	0.0570	0.0579	0.0574	0.0578	0.0545	0.0522	0.0555

LTE Band 12 (GT - LC = -3.50 dB) QPSK			
Bandwidth	10M		
Channel	23060	23095	23130
	(Low)	(Mid)	(High)
Frequency (MHz)	704	707.5	711
Conducted Power (dBm)	23.19	23.39	23.19
Conducted Power (Watts)	0.2084	0.2183	0.2084
ERP(dBm)	17.54	17.74	17.54
ERP(Watts)	0.0568	0.0594	0.0568



LTE Band 12 (GT - LC = -3.50 dB) 16QAM									
Bandwidth	1.4M			3M			5M		
Channel	23017	23095	23173	23025	23095	23165	23035	23095	23155
	(Low)	(Mid)	(High)	(Low)	(Mid)	(High)	(Low)	(Mid)	(High)
Frequency (MHz)	699.7	707.5	715.3	700.5	707.5	714.5	701.5	707.5	713.5
Conducted Power (dBm)	22.57	22.67	22.54	22.50	22.53	22.41	22.46	22.40	22.41
Conducted Power (Watts)	0.1807	0.1849	0.1795	0.1778	0.1791	0.1742	0.1762	0.1738	0.1742
ERP(dBm)	16.92	17.02	16.89	16.85	16.88	16.76	16.81	16.75	16.76
ERP(Watts)	0.0492	0.0504	0.0489	0.0484	0.0488	0.0474	0.0480	0.0473	0.0474

LTE Band 12 (GT - LC = -3.50 dB) 16QAM			
Bandwidth	10M		
Channel	23060	23095	23130
	(Low)	(Mid)	(High)
Frequency (MHz)	704	707.5	711
Conducted Power (dBm)	22.60	22.59	22.57
Conducted Power (Watts)	0.1820	0.1816	0.1807
ERP(dBm)	16.95	16.94	16.92
ERP(Watts)	0.0495	0.0494	0.0492



LTE Band 12 (GT - LC = -3.50 dB) 64QAM									
Bandwidth	1.4M			3M			5M		
Channel	23017	23095	23173	23025	23095	23165	23035	23095	23155
	(Low)	(Mid)	(High)	(Low)	(Mid)	(High)	(Low)	(Mid)	(High)
Frequency (MHz)	699.7	707.5	715.3	700.5	707.5	714.5	701.5	707.5	713.5
Conducted Power (dBm)	20.45	20.45	20.50	20.44	20.50	20.46	20.46	20.20	20.46
Conducted Power (Watts)	0.1109	0.1109	0.1122	0.1107	0.1122	0.1112	0.1112	0.1047	0.1112
ERP(dBm)	14.80	14.80	14.85	14.79	14.85	14.81	14.81	14.55	14.81
ERP(Watts)	0.0302	0.0302	0.0305	0.0301	0.0305	0.0303	0.0303	0.0285	0.0303

LTE Band 12 (GT - LC = -3.50 dB) 64QAM			
Bandwidth	10M		
Channel	23060	23095	23130
	(Low)	(Mid)	(High)
Frequency (MHz)	704	707.5	711
Conducted Power (dBm)	20.32	20.48	20.44
Conducted Power (Watts)	0.1076	0.1117	0.1107
ERP(dBm)	14.67	14.83	14.79
ERP(Watts)	0.0293	0.0304	0.0301



LTE Band 13 (GT - LC = -4.50 dB) QPSK						
Bandwidth	5M			10M		
Channel	23205	23230	23255	23230		
	(Low)	(Mid)	(High)	-	(Mid)	-
Frequency	779.5	782	784.5	-	782	-
(MHz)						
Conducted Power (dBm)	23.41	23.40	23.29		23.55	-
Conducted Power (Watts)	0.2193	0.2188	0.2133		0.2265	-
ERP(dBm)	16.76	16.75	16.64		16.90	-
ERP(Watts)	0.0474	0.0473	0.0461		0.0490	-

LTE Band 13 (GT - LC = -4.50 dB) 16QAM						
Bandwidth	5M			10M		
Channel	23205	23230	23255	23230		
	(Low)	(Mid)	(High)	-	(Mid)	-
Frequency	779.5	782	784.5	-	782	-
(MHz)						
Conducted Power (dBm)	22.42	22.61	22.18		22.77	-
Conducted Power (Watts)	0.1746	0.1824	0.1652		0.1892	-
ERP(dBm)	15.77	15.96	15.53		16.12	-
ERP(Watts)	0.0378	0.0394	0.0357		0.0409	-

LTE Band 13 (GT - LC = -4.50 dB) 64QAM						
Bandwidth	5M			10M		
Channel	23205	23230	23255	23230		
	(Low)	(Mid)	(High)	-	(Mid)	-
Frequency	779.5	782	784.5	-	782	-
(MHz)						
Conducted Power (dBm)	20.44	20.50	20.46		20.98	-
Conducted Power (Watts)	0.1107	0.1122	0.1112		0.1253	-
ERP(dBm)	13.79	13.85	13.81		14.33	-
ERP(Watts)	0.0239	0.0243	0.0240		0.0271	-



LTE Band 66 (GT - LC = -2.00 dB) QPSK									
Bandwidth	1.4M			3M			5M		
Channel	131979	132322	132665	131987	132322	132657	131997	132322	132647
	(Low)	(Mid)	(High)	(Low)	(Mid)	(High)	(Low)	(Mid)	(High)
Frequency (MHz)	1710.7	1745	1779.3	1711.5	1745	1778.5	1712.5	1745	1777.5
Conducted Power (dBm)	22.44	22.41	22.37	22.39	22.36	22.24	22.37	22.47	22.48
Conducted Power (Watts)	0.1754	0.1742	0.1726	0.1734	0.1722	0.1675	0.1726	0.1766	0.1770
EIRP(dBm)	20.44	20.41	20.37	20.39	20.36	20.24	20.37	20.47	20.48
EIRP(Watts)	0.1107	0.1099	0.1089	0.1094	0.1086	0.1057	0.1089	0.1114	0.1117

LTE Band 66 (GT - LC = -2.00 dB) QPSK									
Bandwidth	10M			15M			20M		
Channel	132022	132322	132622	132047	132322	132597	132072	132322	132572
	(Low)	(Mid)	(High)	(Low)	(Mid)	(High)	(Low)	(Mid)	(Mid)
Frequency (MHz)	1715	1745	1775	1717.5	1745	1772.5	1720	1745	1770
Conducted Power (dBm)	22.48	22.48	22.35	22.50	22.46	22.48	22.23	22.51	22.18
Conducted Power (Watts)	0.1770	0.1770	0.1718	0.1778	0.1762	0.1770	0.1671	0.1782	0.1652
EIRP(dBm)	20.48	20.48	20.35	20.50	20.46	20.48	20.23	20.51	20.18
EIRP(Watts)	0.1117	0.1117	0.1084	0.1122	0.1112	0.1117	0.1054	0.1125	0.1042



LTE Band 66 (GT - LC = -2.00 dB) 16QAM									
Bandwidth	1.4M			3M			5M		
Channel	131979	132322	132665	131987	132322	132657	131997	132322	132647
	(Low)	(Mid)	(High)	(Low)	(Mid)	(High)	(Low)	(Mid)	(High)
Frequency (MHz)	1710.7	1745	1779.3	1711.5	1745	1778.5	1712.5	1745	1777.5
Conducted Power (dBm)	21.67	21.72	21.63	21.66	21.70	21.54	21.89	21.84	21.71
Conducted Power (Watts)	0.1469	0.1486	0.1455	0.1466	0.1479	0.1426	0.1545	0.1528	0.1483
EIRP(dBm)	19.67	19.72	19.63	19.66	19.70	19.54	19.89	19.84	19.71
EIRP(Watts)	0.0927	0.0938	0.0918	0.0925	0.0933	0.0899	0.0975	0.0964	0.0935

LTE Band 66 (GT - LC = -2.00 dB) 16QAM									
Bandwidth	10M			15M			20M		
Channel	132022	132322	132622	132047	132322	132597	132072	132322	132572
	(Low)	(Mid)	(High)	(Low)	(Mid)	(High)	(Low)	(Mid)	(Mid)
Frequency (MHz)	1715	1745	1775	1717.5	1745	1772.5	1720	1745	1770
Conducted Power (dBm)	21.73	21.73	21.60	21.74	21.72	21.67	21.67	21.70	21.54
Conducted Power (Watts)	0.1489	0.1489	0.1445	0.1493	0.1486	0.1469	0.1469	0.1479	0.1426
EIRP(dBm)	19.73	19.73	19.60	19.74	19.72	19.67	19.67	19.70	19.54
EIRP(Watts)	0.0940	0.0940	0.0912	0.0942	0.0938	0.0927	0.0927	0.0933	0.0899



LTE Band 66 (GT - LC = -2.00 dB) 64QAM									
Bandwidth	1.4M			3M			5M		
Channel	131979	132322	132665	131987	132322	132657	131997	132322	132647
	(Low)	(Mid)	(High)	(Low)	(Mid)	(High)	(Low)	(Mid)	(High)
Frequency (MHz)	1710.7	1745	1779.3	1711.5	1745	1778.5	1712.5	1745	1777.5
Conducted Power (dBm)	21.47	21.45	21.40	21.34	21.46	21.39	21.46	21.45	21.32
Conducted Power (Watts)	0.1403	0.1396	0.1380	0.1361	0.1400	0.1377	0.1400	0.1396	0.1355
EIRP(dBm)	19.47	19.45	19.40	19.34	19.46	19.39	19.46	19.45	19.32
EIRP(Watts)	0.0885	0.0881	0.0871	0.0859	0.0883	0.0869	0.0883	0.0881	0.0855

LTE Band 66 (GT - LC = -2.00 dB) 64QAM									
Bandwidth	10M			15M			20M		
Channel	132022	132322	132622	132047	132322	132597	132072	132322	132572
	(Low)	(Mid)	(High)	(Low)	(Mid)	(High)	(Low)	(Mid)	(Mid)
Frequency (MHz)	1715	1745	1775	1717.5	1745	1772.5	1720	1745	1770
Conducted Power (dBm)	21.24	21.26	21.50	21.44	21.47	21.42	21.41	21.47	21.35
Conducted Power (Watts)	0.1330	0.1337	0.1413	0.1393	0.1403	0.1387	0.1384	0.1403	0.1365
EIRP(dBm)	19.24	19.26	19.50	19.44	19.47	19.42	19.41	19.47	19.35
EIRP(Watts)	0.0839	0.0843	0.0891	0.0879	0.0885	0.0875	0.0873	0.0885	0.0861



Peak-to-Average Ratio

Mode	LTE Band 2 / 20MHz				
Mod.	QPSK		16QAM		Limit: 13dB
RB Size	1RB	Full RB	1RB	Full RB	Result
Lowest CH	4.55	5.39	5.39	6.17	PASS
Middle CH	5.28	5.39	6.06	6.29	
Highest CH	5.25	5.45	6.2	6.35	
Mode	LTE Band 2 / 20MHz				
Mod.	64QAM		Limit: 13dB		
RB Size	1RB	Full RB	Result		
Lowest CH	5.19	6.29	PASS		
Middle CH	5.83	6.29			
Highest CH	5.83	6.29			

Mode	LTE Band 5 / 10MHz				
Mod.	QPSK		16QAM		Limit: 13dB
RB Size	1RB	Full RB	1RB	Full RB	Result
Lowest CH	4.55	5.28	5.59	5.91	PASS
Middle CH	4.70	5.22	6.38	6.00	
Highest CH	4.78	5.07	5.97	5.91	
Mod.	64QAM		Limit: 13dB		
RB Size	1RB	Full RB	Result		
Lowest CH	6.46	6.38	PASS		
Middle CH	6.75	6.38			
Highest CH	6.58	6.14			



Mode	LTE Band 12 / 10MHz				
Mod.	QPSK		16QAM		Limit: 13dB
RB Size	1RB	Full RB	1RB	Full RB	Result
Lowest CH	5.10	5.01	6.52	5.88	PASS
Middle CH	4.32	5.04	5.80	6.00	
Highest CH	4.55	4.78	6.00	5.74	
Mod.	64QAM		Limit: 13dB		
RB Size	1RB	Full RB	Result		
Lowest CH	5.88	6.23	PASS		
Middle CH	5.77	6.23			
Highest CH	6.32	6.12			

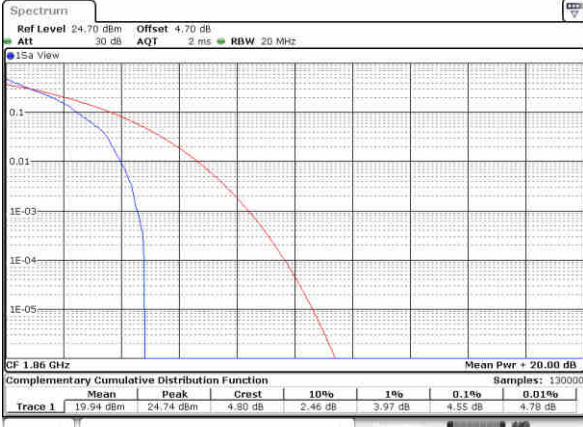
Mode	LTE Band 13 / 10MHz				
Mod.	QPSK		16QAM		Limit: 13dB
RB Size	1RB	Full RB	1RB	Full RB	Result
Lowest CH	-	-	-	-	PASS
Middle CH	3.42	5.01	4.46	5.94	
Highest CH	-	-	-	-	
Mod.	64QAM		Limit: 13dB		
RB Size	1RB	Full RB	Result		
Lowest CH	-	-	PASS		
Middle CH	5.25	6.29			
Highest CH	-	-			

Mode	LTE Band 66 / 20MHz				
Mod.	QPSK		16QAM		Limit: 13dB
RB Size	1RB	Full RB	1RB	Full RB	Result
Lowest CH	4.67	5.39	5.88	6.17	PASS
Middle CH	5.28	5.36	5.91	6.32	
Highest CH	4.41	4.96	5.97	5.86	
Mode	LTE Band 66 / 20MHz				
Mod.	64QAM		Limit: 13dB		
RB Size	1RB	Full RB	Result		
Lowest CH	6.26	6.43	PASS		
Middle CH	6.72	6.52			
Highest CH	6.14	6.20			



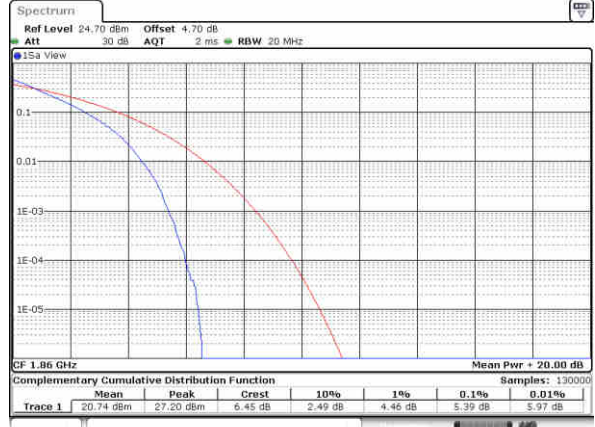
LTE Band 2 / 20MHz / QPSK

Lowest Channel / 1RB



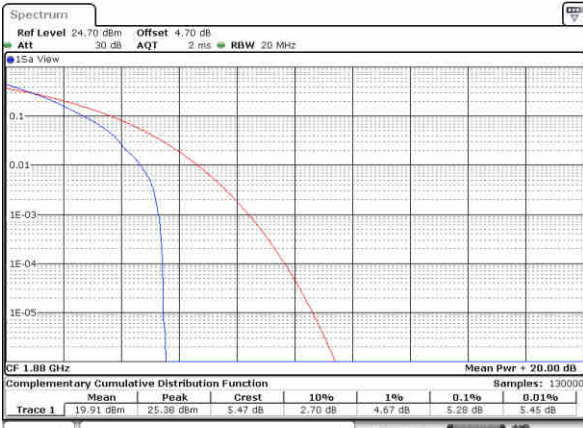
Date: 1 JUN 2019 17:16:54

Lowest Channel / Full RB



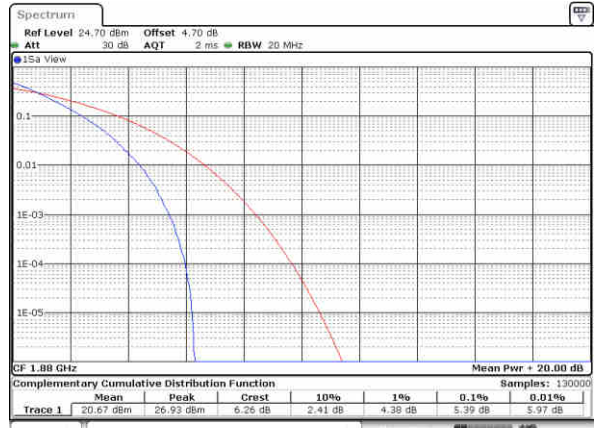
Date: 1 JUN 2019 17:16:39

Middle Channel / 1RB



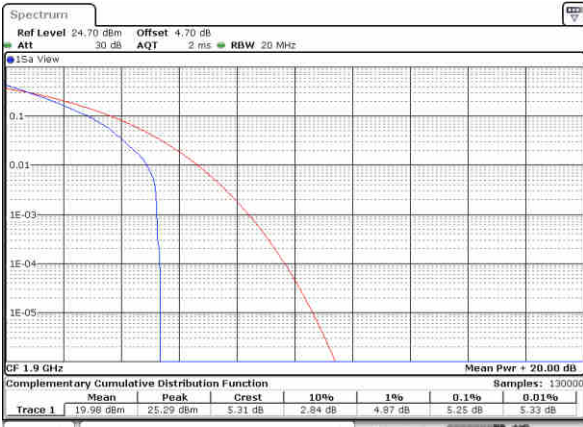
Date: 1 JUN 2019 17:16:10

Middle Channel / Full RB



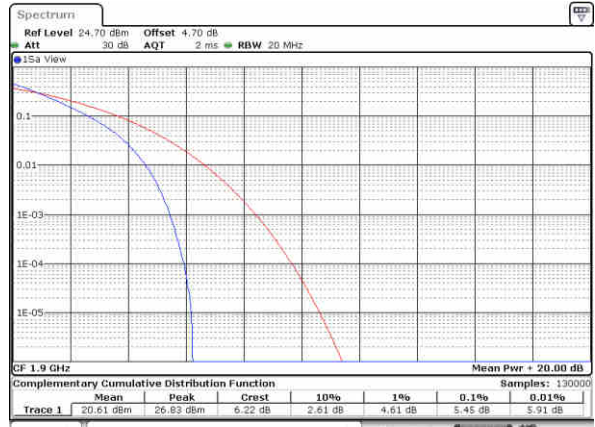
Date: 1 JUN 2019 17:16:22

Highest Channel / 1RB



Date: 1 JUN 2019 17:15:45

Highest Channel / Full RB

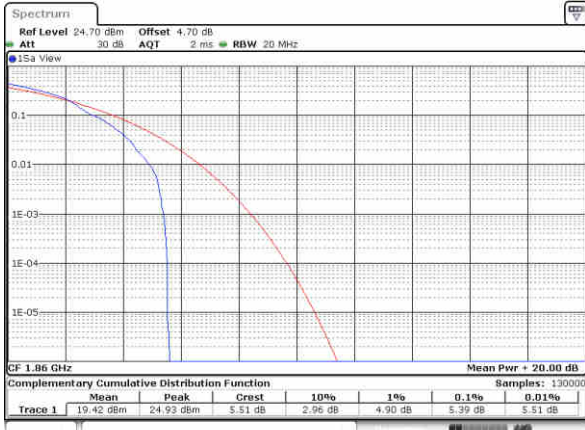


Date: 1 JUN 2019 17:15:33



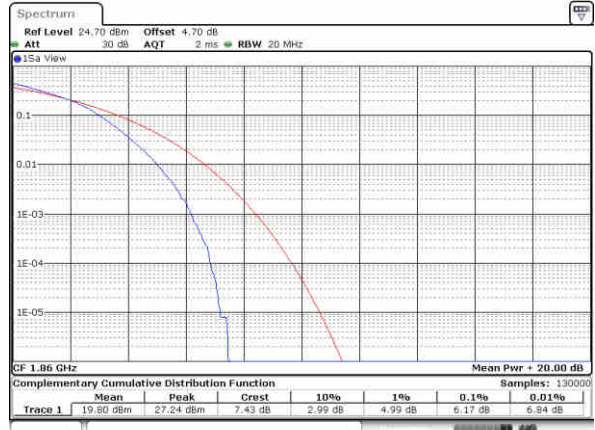
LTE Band 2 / 20MHz / 16QAM

Lowest Channel / 1RB



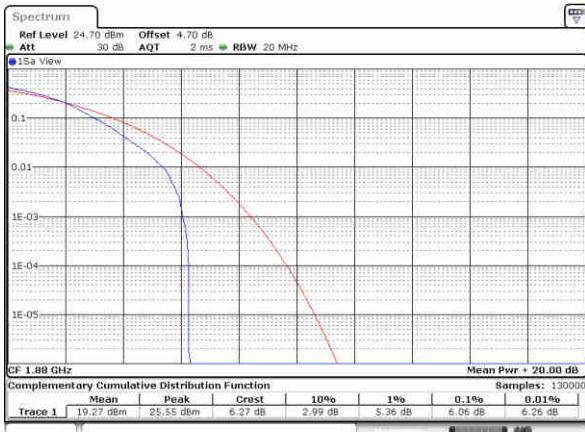
Date: 1 JUN 2019 16:03:46

Lowest Channel / Full RB



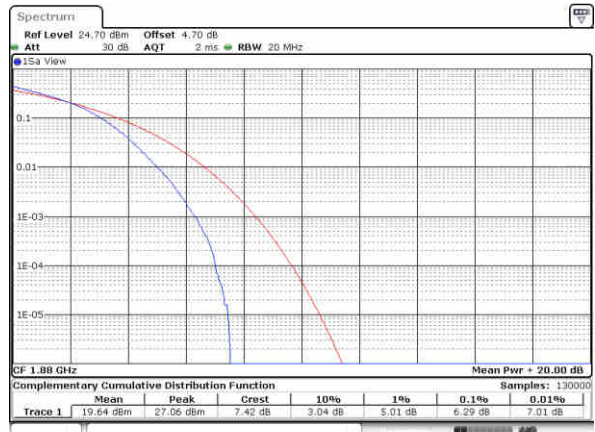
Date: 1 JUN 2019 16:03:56

Middle Channel / 1RB



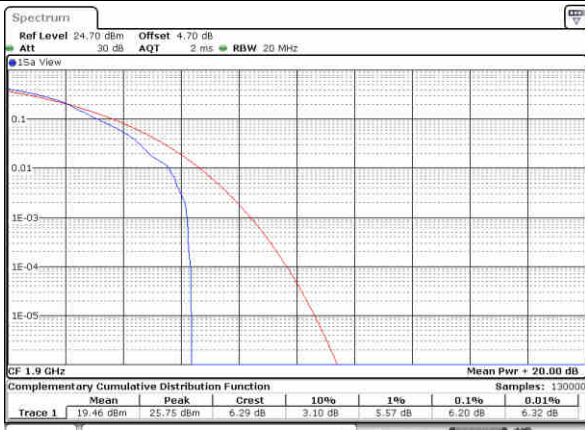
Date: 1 JUN 2019 16:04:05

Middle Channel / Full RB



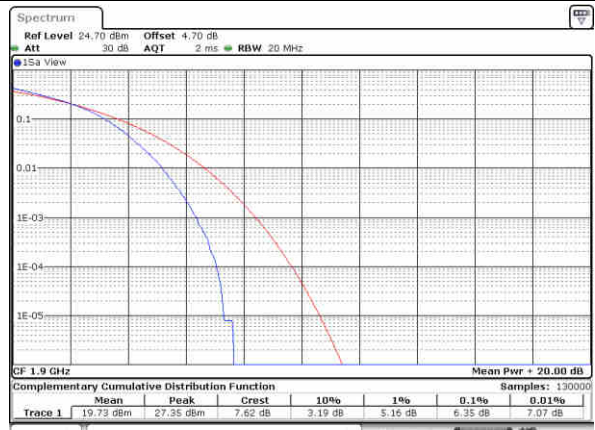
Date: 1 JUN 2019 16:04:14

Highest Channel / 1RB



Date: 1 JUN 2019 16:04:23

Highest Channel / Full RB

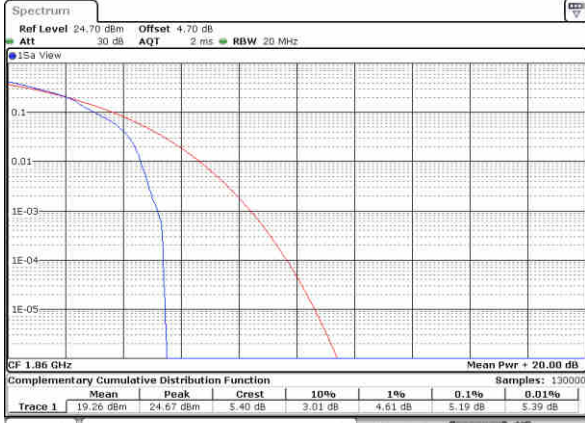


Date: 1 JUN 2019 16:04:33



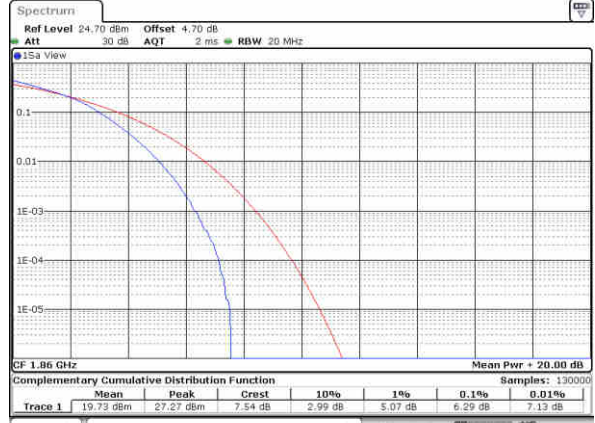
LTE Band 2 / 20MHz / 64QAM

Lowest Channel / 1RB



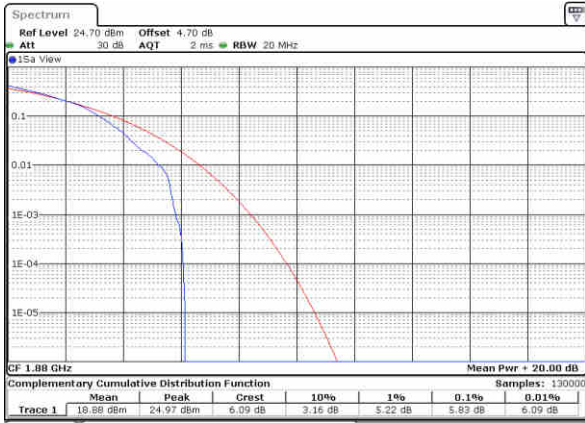
Date: 1 JUN 2019 17:13:29

Lowest Channel / Full RB



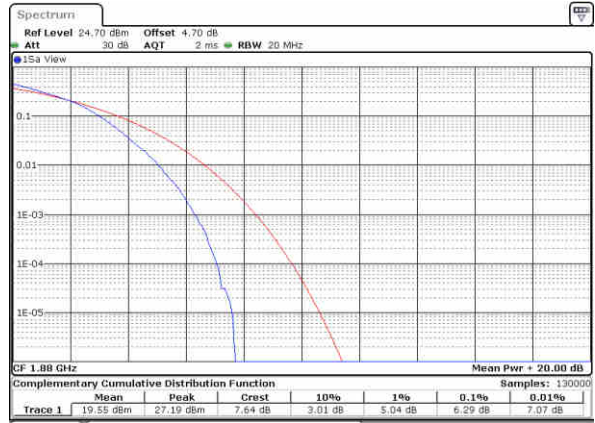
Date: 1 JUN 2019 17:13:41

Middle Channel / 1RB



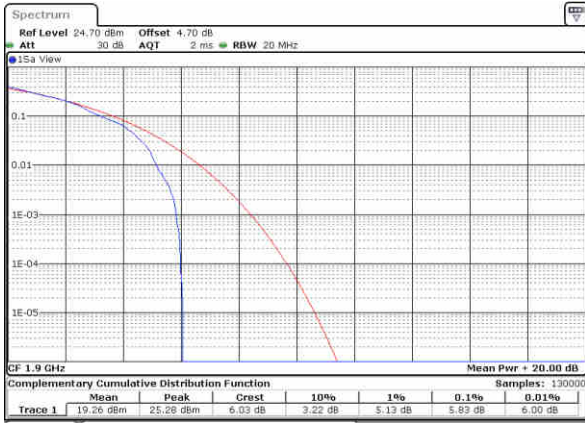
Date: 1 JUN 2019 17:14:07

Middle Channel / Full RB



Date: 1 JUN 2019 17:13:54

Highest Channel / 1RB



Date: 1 JUN 2019 17:14:22

Highest Channel / Full RB

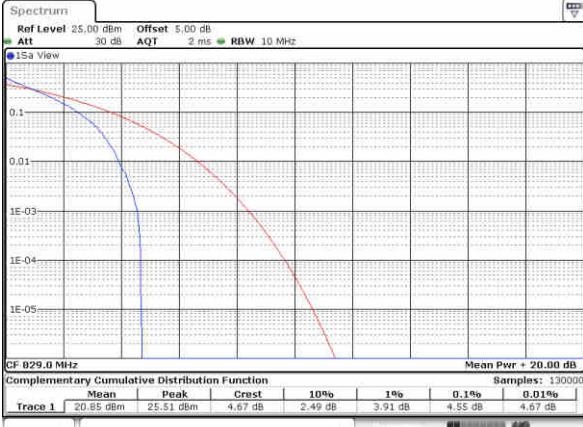


Date: 1 JUN 2019 17:14:46



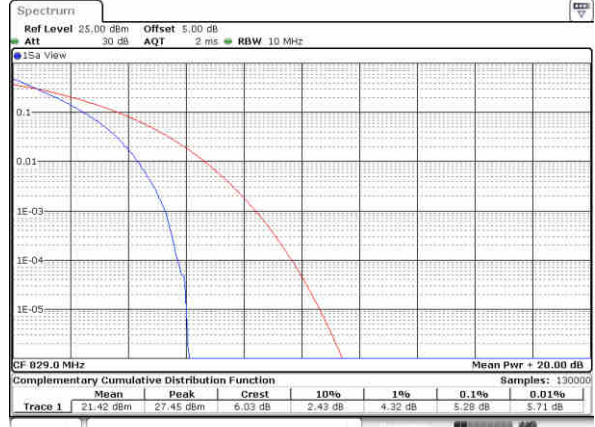
LTE Band 5 / 10MHz / QPSK

Lowest Channel / 1RB



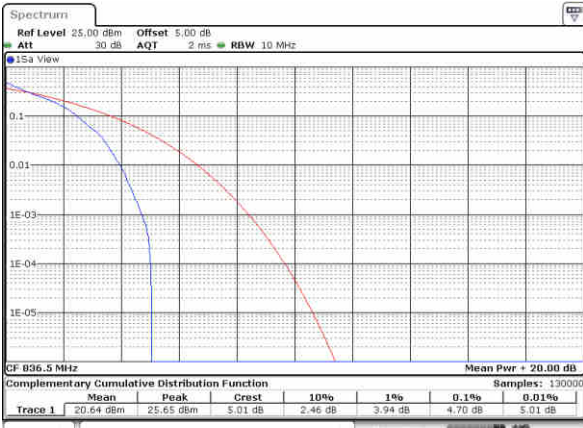
Date: 3 JUN 2019 02:59:18

Lowest Channel / Full RB



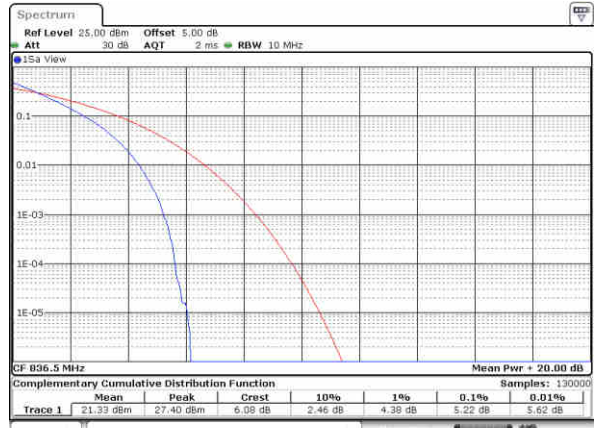
Date: 3 JUN 2019 02:59:30

Middle Channel / 1RB



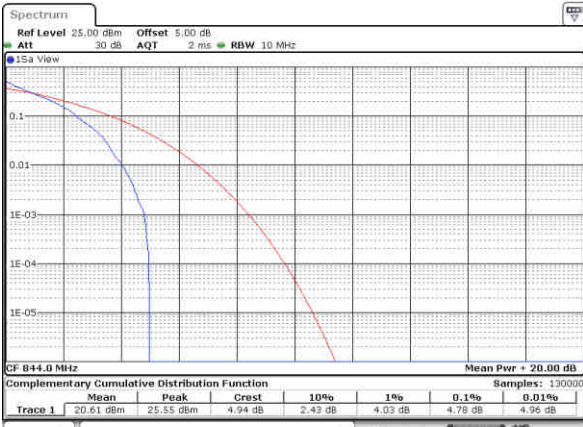
Date: 3 JUN 2019 02:58:44

Middle Channel / Full RB



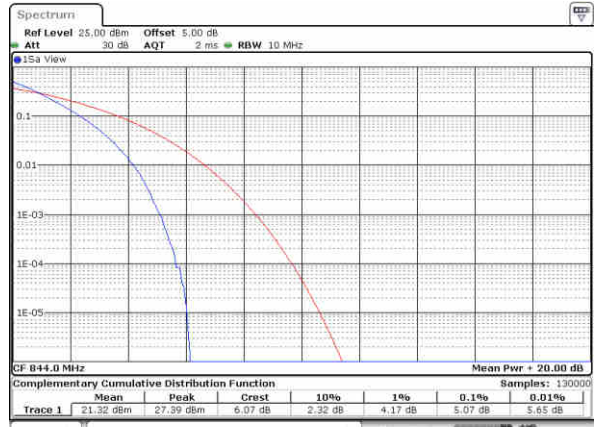
Date: 3 JUN 2019 03:00:05

Highest Channel / 1RB



Date: 3 JUN 2019 02:58:34

Highest Channel / Full RB

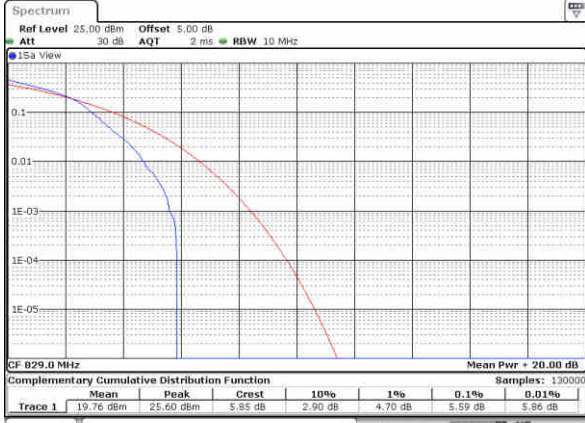


Date: 3 JUN 2019 03:00:19



LTE Band 5 / 10MHz / 16QAM

Lowest Channel / 1RB



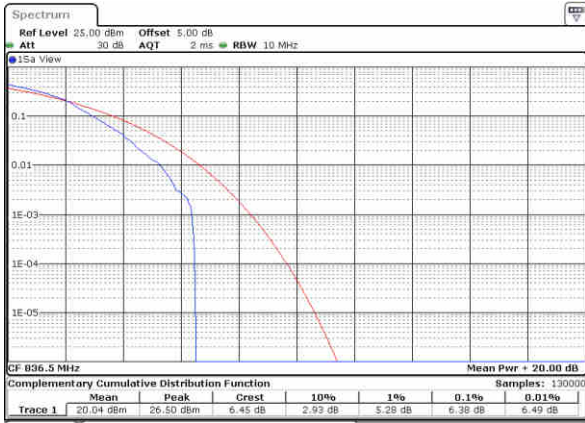
Date: 3 JUN 2019 02:59:06

Lowest Channel / Full RB



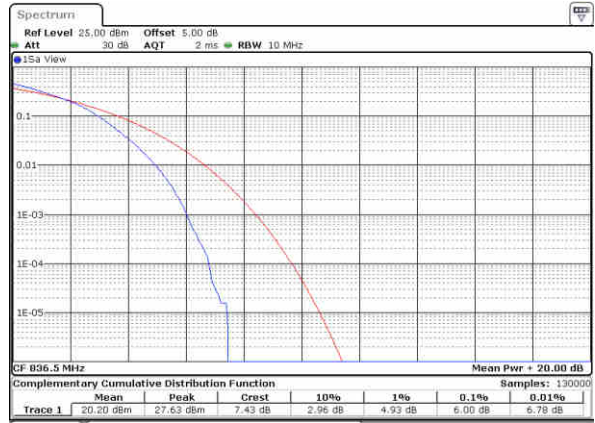
Date: 3 JUN 2019 02:59:41

Middle Channel / 1RB



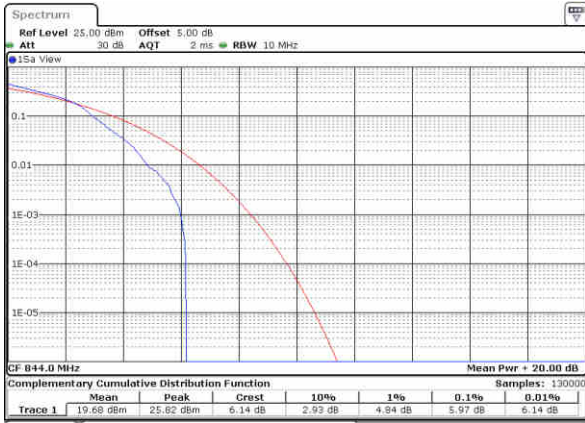
Date: 3 JUN 2019 02:58:55

Middle Channel / Full RB



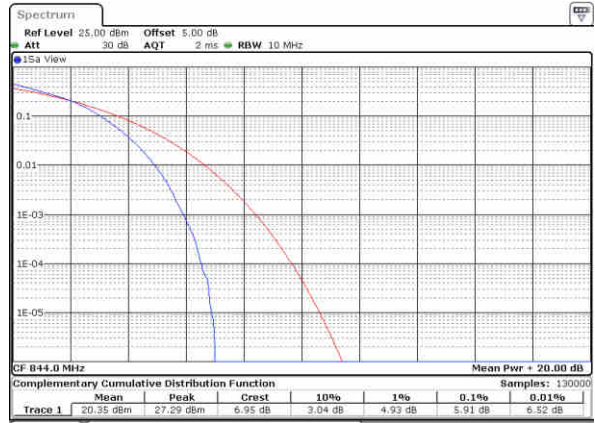
Date: 3 JUN 2019 02:59:53

Highest Channel / 1RB



Date: 3 JUN 2019 02:58:23

Highest Channel / Full RB

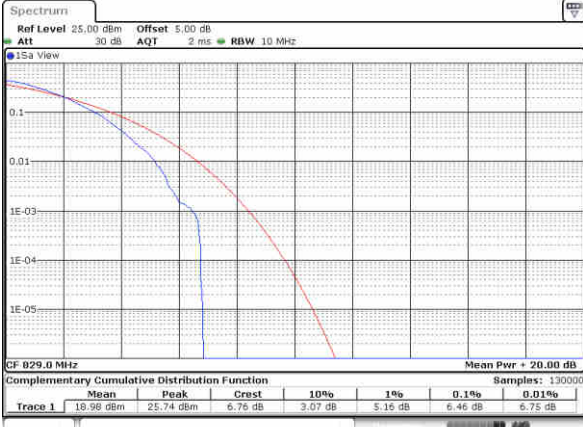


Date: 3 JUN 2019 03:00:30



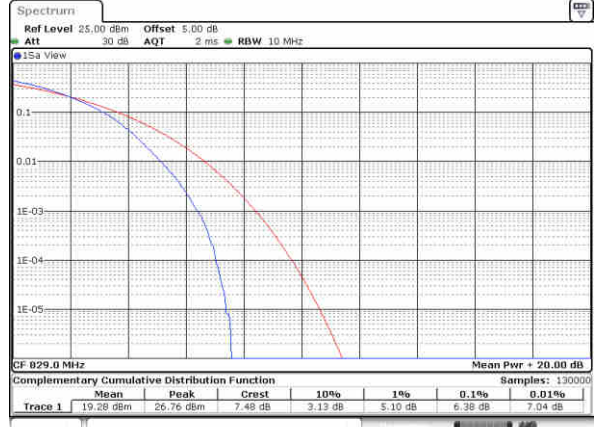
LTE Band 5 / 10MHz / 64QAM

Lowest Channel / 1RB



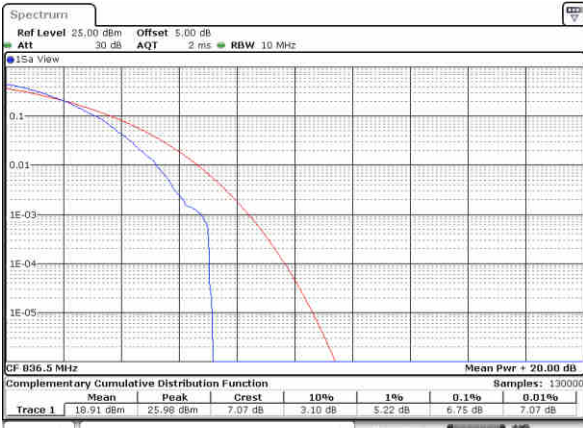
Date: 3 JUN 2019 02:32:27

Lowest Channel / Full RB



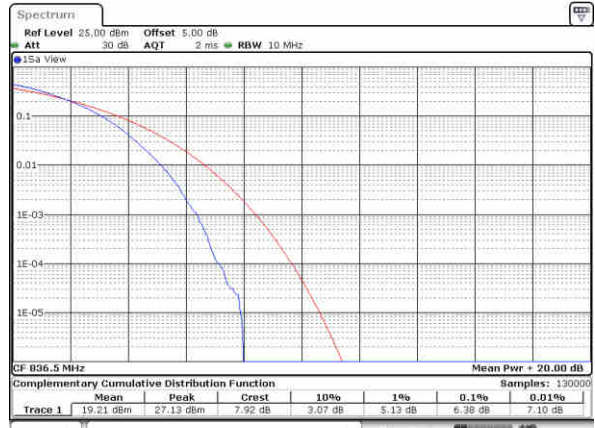
Date: 3 JUN 2019 02:32:37

Middle Channel / 1RB



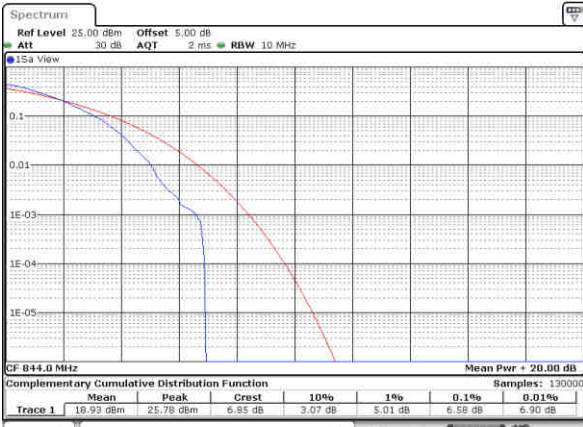
Date: 3 JUN 2019 02:32:18

Middle Channel / Full RB



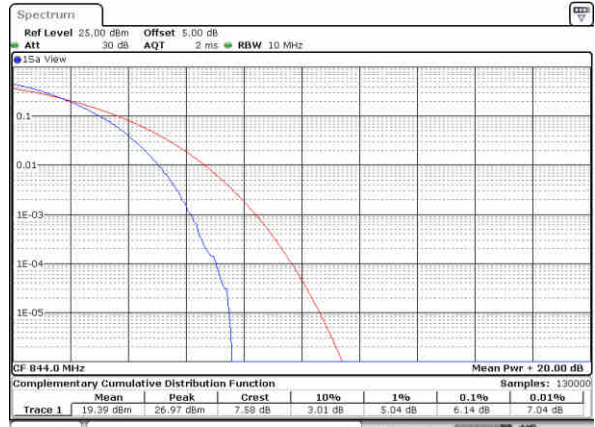
Date: 3 JUN 2019 02:32:08

Highest Channel / 1RB



Date: 3 JUN 2019 02:31:50

Highest Channel / Full RB

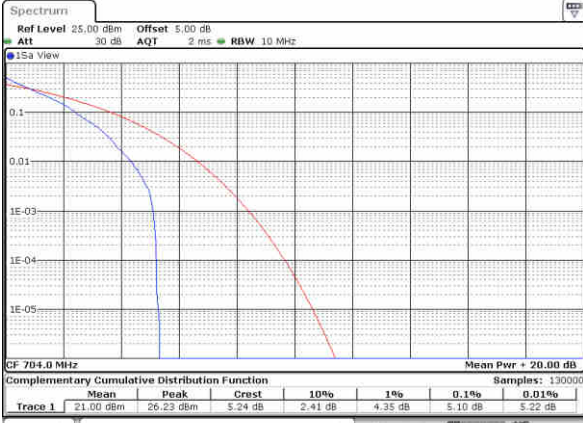


Date: 3 JUN 2019 02:31:59



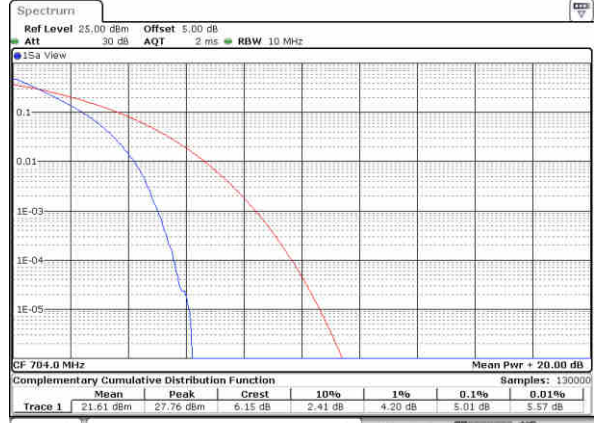
LTE Band 12 / 10MHz / QPSK

Lowest Channel / 1RB



Date: 3 JUN 2019 08:24:56

Lowest Channel / Full RB



Date: 3 JUN 2019 08:25:54

Middle Channel / 1RB



Date: 3 JUN 2019 08:27:01

Middle Channel / Full RB



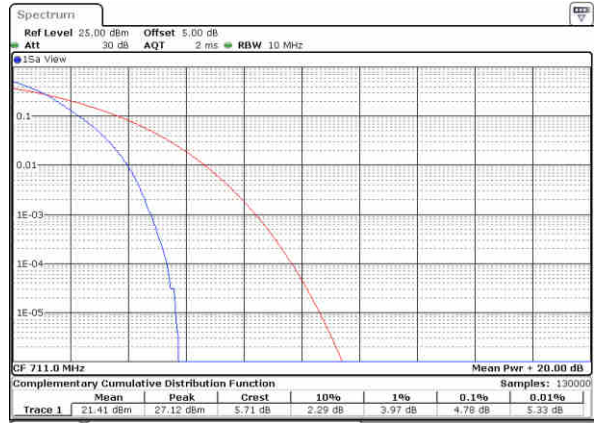
Date: 3 JUN 2019 08:26:08

Highest Channel / 1RB



Date: 3 JUN 2019 08:27:12

Highest Channel / Full RB



Date: 3 JUN 2019 08:28:08



LTE Band 12 / 10MHz / 16QAM

Lowest Channel / 1RB



Date: 3 JUN 2019 08:25:06

Lowest Channel / Full RB



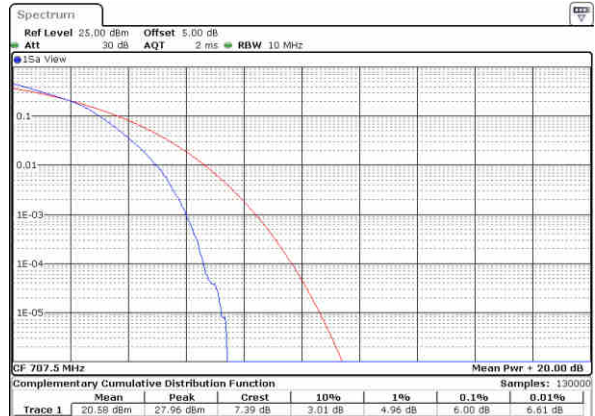
Date: 3 JUN 2019 08:25:43

Middle Channel / 1RB



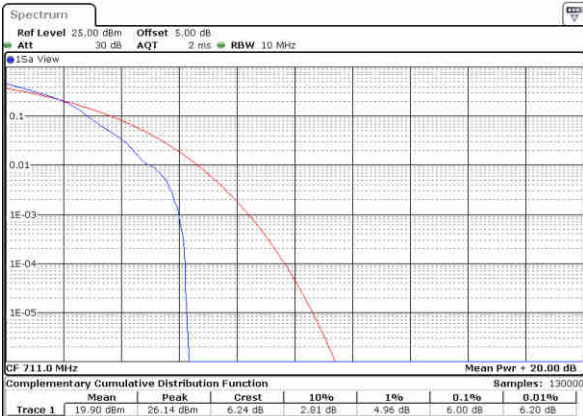
Date: 3 JUN 2019 08:26:50

Middle Channel / Full RB



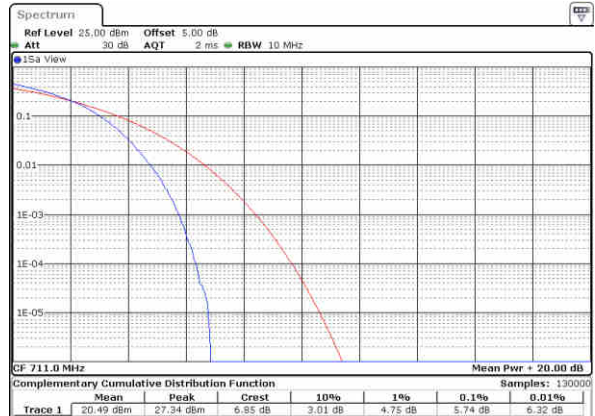
Date: 3 JUN 2019 08:26:17

Highest Channel / 1RB



Date: 3 JUN 2019 08:27:24

Highest Channel / Full RB

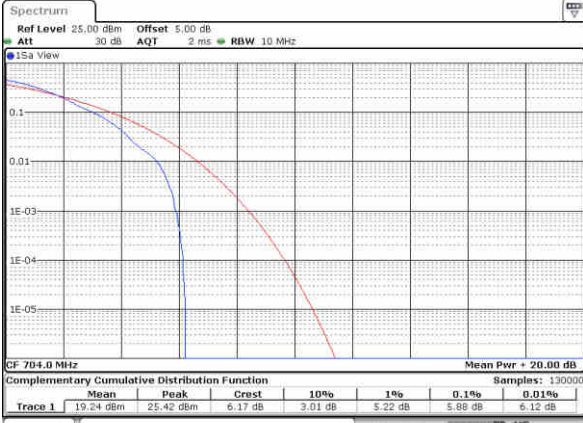


Date: 3 JUN 2019 08:27:57



LTE Band 12 / 10MHz / 64QAM

Lowest Channel / 1RB



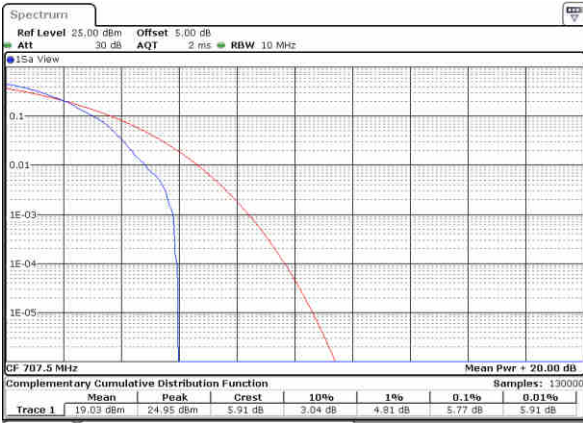
Date: 3 JUN 2019 08:25:19

Lowest Channel / Full RB



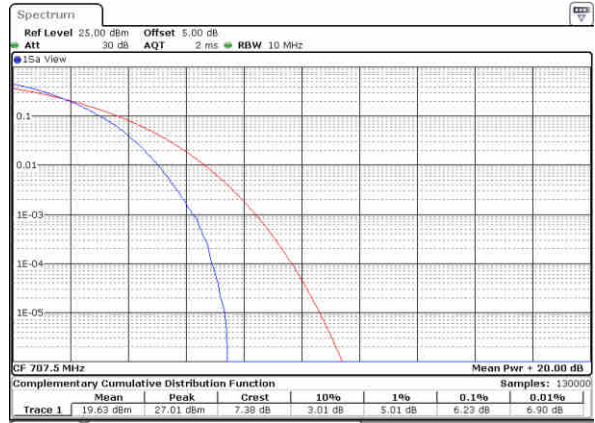
Date: 3 JUN 2019 08:25:32

Middle Channel / 1RB



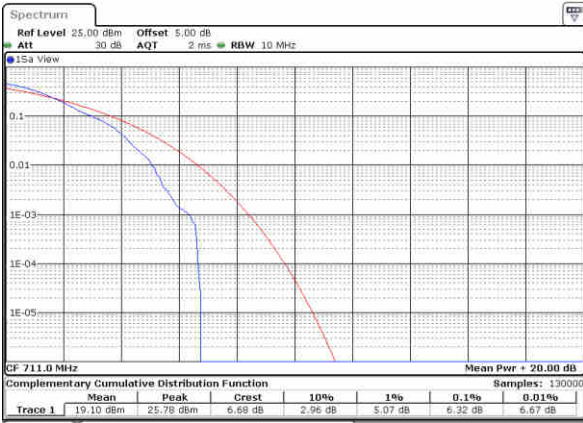
Date: 3 JUN 2019 08:26:39

Middle Channel / Full RB



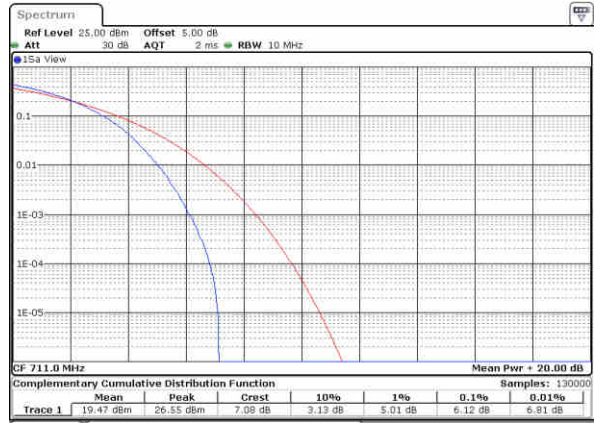
Date: 3 JUN 2019 08:26:28

Highest Channel / 1RB



Date: 3 JUN 2019 08:27:35

Highest Channel / Full RB

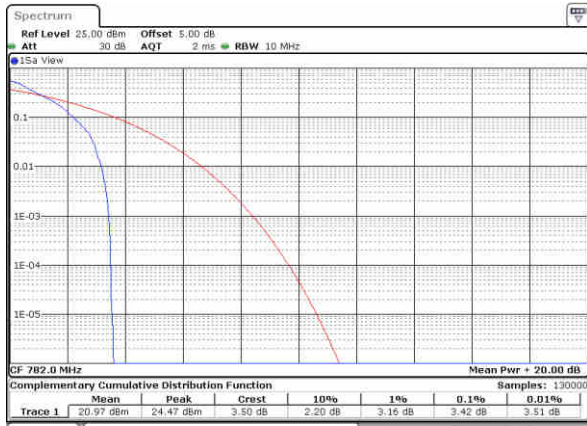


Date: 3 JUN 2019 08:27:46



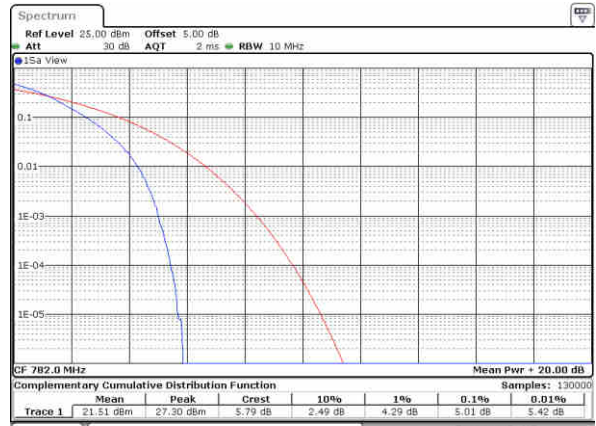
LTE Band 13 / 10MHz / QPSK

Middle Channel / 1RB



Date: 3 JUN 2019 08:16:15

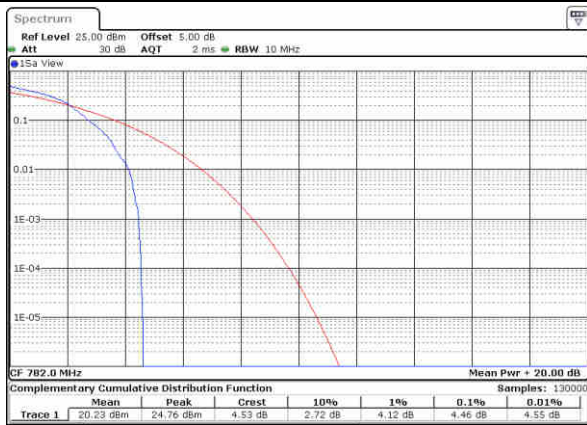
Middle Channel / Full RB



Date: 3 JUN 2019 08:14:39

LTE Band 13 / 10MHz / 16QAM

Middle Channel / 1RB



Date: 3 JUN 2019 08:17:54

Middle Channel / Full RB



Date: 3 JUN 2019 08:12:55

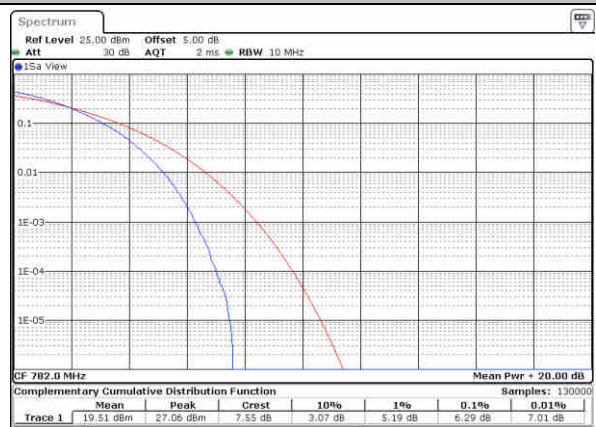
LTE Band 13 / 10MHz / 64QAM

Middle Channel / 1RB



Date: 3 JUN 2019 08:19:43

Middle Channel / Full RB

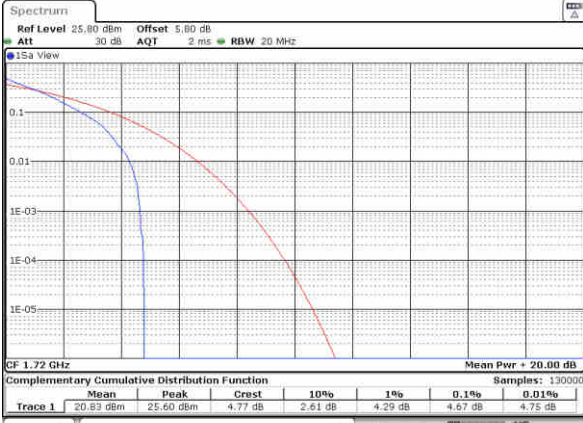


Date: 3 JUN 2019 08:11:24



LTE Band 66 / 20MHz / QPSK

Lowest Channel / 1RB



Date: 5 JUN 2019 00:43:18

Lowest Channel / Full RB



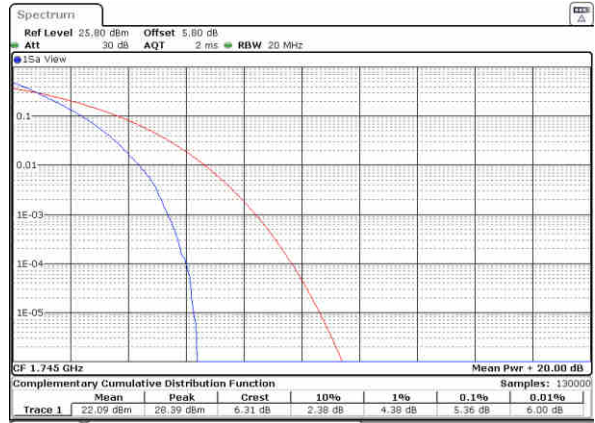
Date: 5 JUN 2019 00:46:00

Middle Channel / 1RB



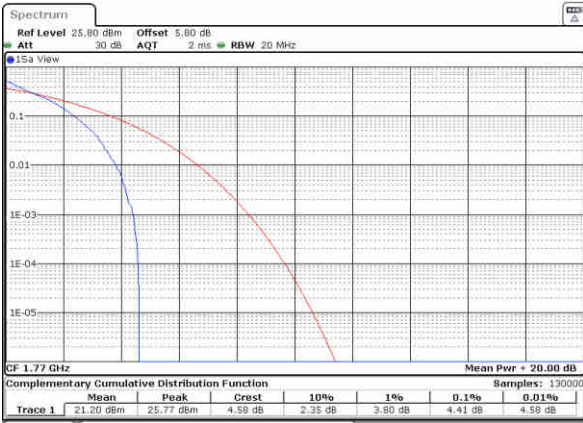
Date: 5 JUN 2019 00:56:18

Middle Channel / Full RB



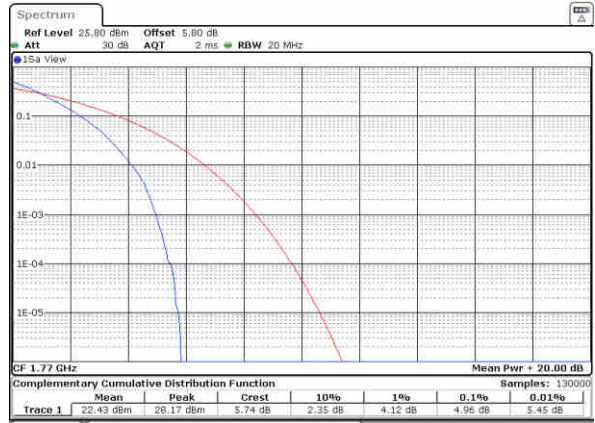
Date: 5 JUN 2019 00:54:05

Highest Channel / 1RB



Date: 5 JUN 2019 00:51:01

Highest Channel / Full RB

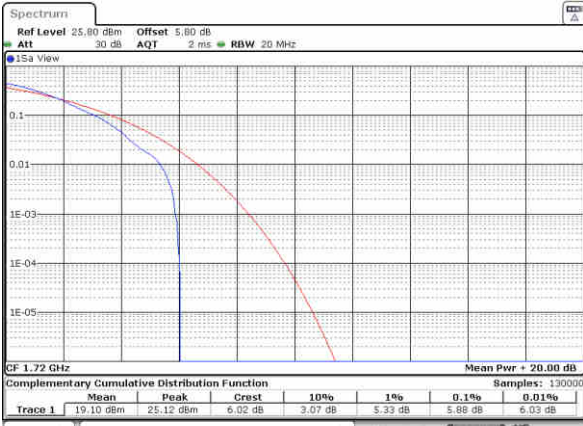


Date: 5 JUN 2019 00:47:31



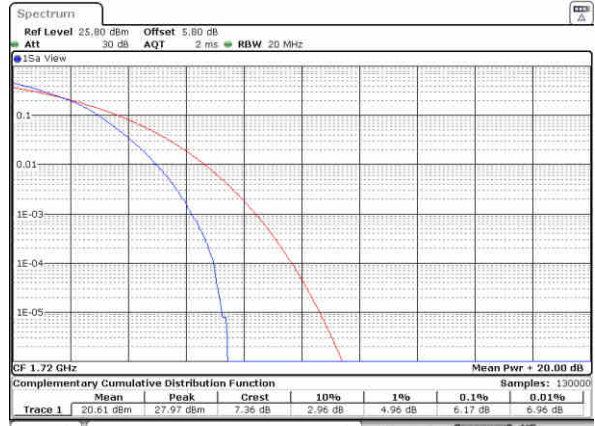
LTE Band 66 / 20MHz / 16QAM

Lowest Channel / 1RB



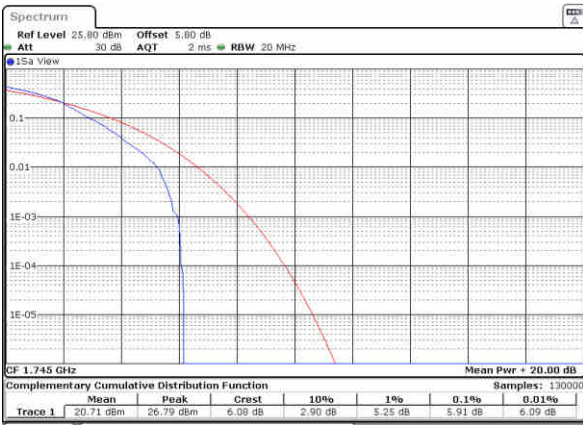
Date: 5 JUN 2019 00:43:03

Lowest Channel / Full RB



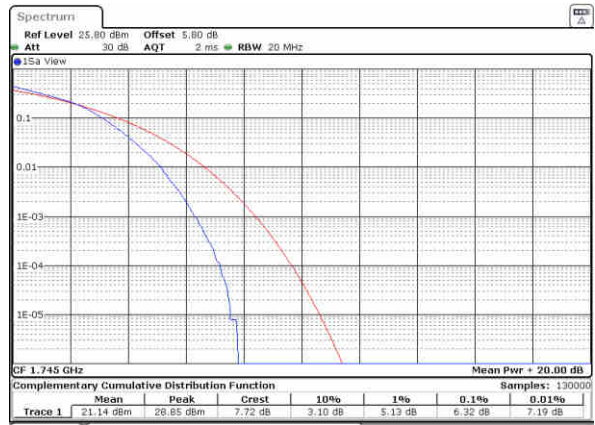
Date: 5 JUN 2019 00:45:24

Middle Channel / 1RB



Date: 5 JUN 2019 00:55:52

Middle Channel / Full RB



Date: 5 JUN 2019 00:54:21

Highest Channel / 1RB



Date: 5 JUN 2019 00:50:15

Highest Channel / Full RB

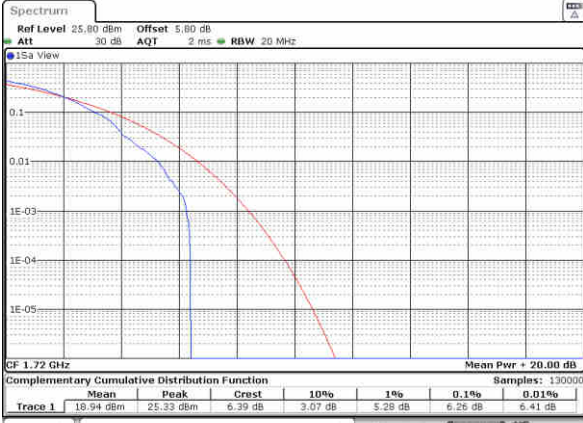


Date: 5 JUN 2019 00:48:17



LTE Band 66 / 20MHz / 64QAM

Lowest Channel / 1RB



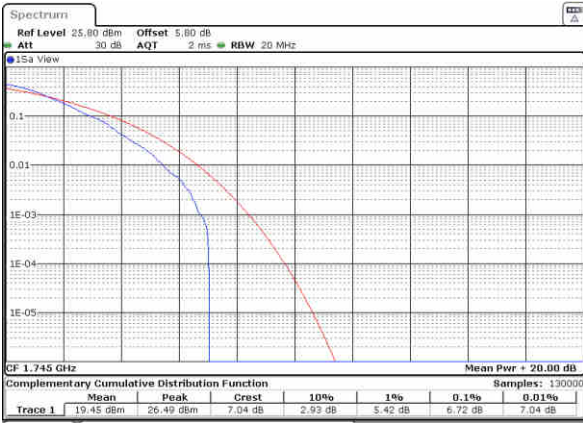
Date: 5 JUN 2019 00:43:29

Lowest Channel / Full RB



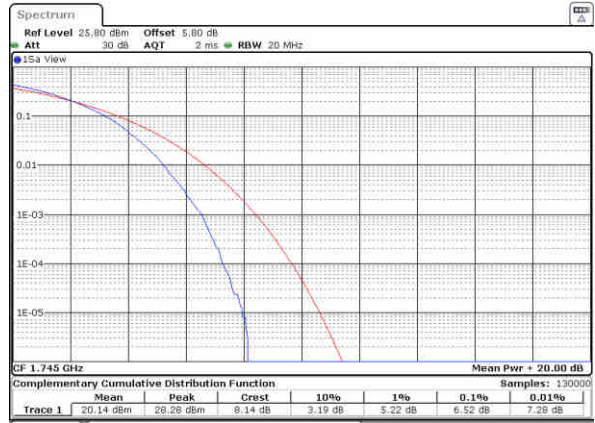
Date: 5 JUN 2019 00:44:47

Middle Channel / 1RB



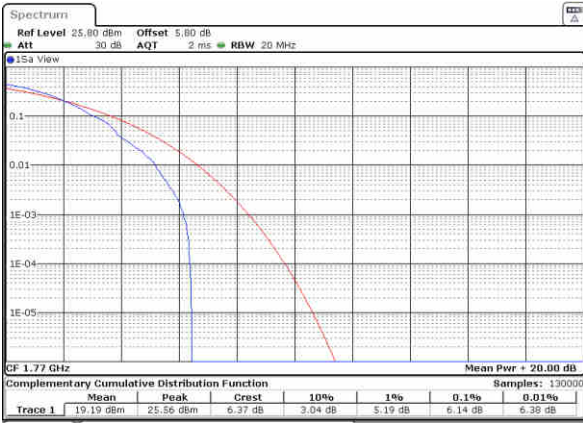
Date: 5 JUN 2019 00:54:48

Middle Channel / Full RB



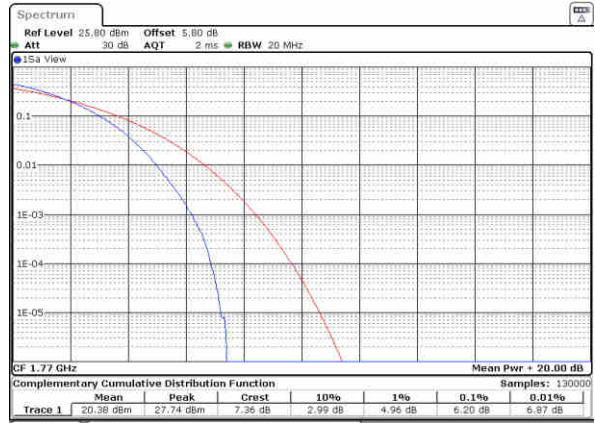
Date: 5 JUN 2019 00:54:35

Highest Channel / 1RB



Date: 5 JUN 2019 00:49:28

Highest Channel / Full RB



Date: 5 JUN 2019 00:48:52



26dB Bandwidth

Mode		LTE Band 2 : 26dB BW(MHz)											
BW	1.4MHz		3MHz		5MHz		10MHz		15MHz		20MHz		
Mod.	QPSK	16QAM	QPSK	16QAM	QPSK	16QAM	QPSK	16QAM	QPSK	16QAM	QPSK	16QAM	
Lowest CH	1.273	1.276	2.961	2.937	5.215	5.065	10.03	9.91	14.955	14.715	20.06	20.18	
Middle CH	1.273	1.25	2.961	2.979	5.005	5.005	10.13	10.15	14.565	14.715	20.3	20.18	
Highest CH	1.27	1.281	2.961	2.985	5.035	4.925	9.85	9.87	14.416	14.805	20.14	20.1	

Mode		LTE Band 2 : 26dB BW(MHz)											
BW	1.4MHz		3MHz		5MHz		10MHz		15MHz		20MHz		
Mod.	64QAM		64QAM		64QAM		64QAM		64QAM		64QAM		
Lowest CH	1.284		2.943		4.985		9.61		14.565		20.30		
Middle CH	1.253		2.961		4.865		9.93		14.535		20.10		
Highest CH	1.287		2.937		5.045		9.87		14.805		20.10		

Mode		LTE Band 5 : 26dB BW(MHz)											
BW	1.4MHz		3MHz		5MHz		10MHz		1.4MHz	3MHz	5MHz	10MHz	
Mod.	QPSK	16QAM	QPSK	16QAM	QPSK	16QAM	QPSK	16QAM	64QAM	64QAM	64QAM	64QAM	
Lowest CH	1.2699	1.2895	2.955	2.967	5.065	5.095	10.05	10.03	1.2503	2.955	4.995	9.89	
Middle CH	1.2671	1.2951	2.955	2.9311	5.035	4.895	10.09	9.65	1.2867	2.973	5.095	10.07	
Highest CH	1.2615	1.2699	2.9431	2.9491	4.925	5.145	9.99	9.87	1.2811	2.9491	5.085	9.67	

Mode		LTE Band 12 : 26dB BW(MHz)											
BW	1.4MHz		3MHz		5MHz		10MHz		1.4MHz	3MHz	5MHz	10MHz	
Mod.	QPSK	16QAM	QPSK	16QAM	QPSK	16QAM	QPSK	16QAM	64QAM	64QAM	64QAM	64QAM	
Lowest CH	1.2727	1.2811	2.9431	2.9431	5.045	4.955	9.91	10.13	1.2699	2.955	5.105	9.83	
Middle CH	1.2587	1.2531	2.955	2.967	5.175	5.165	9.99	9.79	1.2671	2.967	4.945	10.07	
Highest CH	1.2755	1.2615	2.9431	2.961	4.955	5.065	10.09	9.97	1.2727	2.961	5.045	9.97	

Mode		LTE Band 13 : 26dB BW(MHz)					
BW	5MHz			10MHz			
Mod.	QPSK	16QAM	QPSK	16QAM	64QAM	64QAM	
Lowest CH	5.065	5.035	-	-	5.095	-	
Middle CH	4.955	4.985	10.07	10.07	5.015	9.83	
Highest CH	5.045	5.055	-	-	5.065	-	

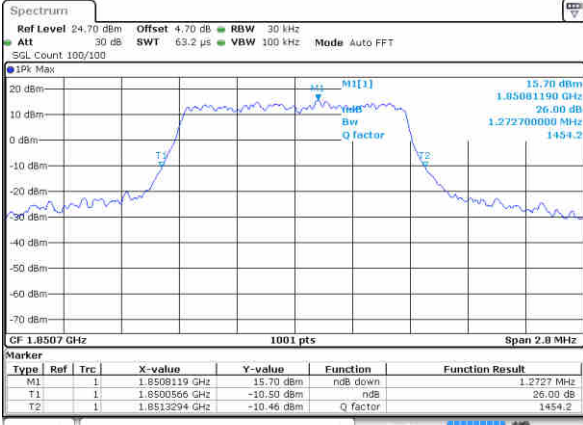


Mode	LTE Band 66 : 26dB BW(MHz)											
BW	1.4MHz		3MHz		5MHz		10MHz		15MHz		20MHz	
Mod.	QPSK	16QAM	QPSK	16QAM	QPSK	16QAM	QPSK	16QAM	QPSK	16QAM	QPSK	16QAM
Lowest CH	1.2699	1.2559	2.9431	2.9491	5.105	5.055	9.69	10.09	14.505	14.326	20.34	20.18
Middle CH	1.2531	1.2783	2.9371	2.961	4.895	4.955	9.79	9.91	14.685	14.685	20.22	20.34
Highest CH	1.2699	1.2531	2.955	2.9491	4.985	5.105	10.19	9.93	14.655	14.356	20.22	20.659
Mode	LTE Band 66 : 26dB BW(MHz)											
BW	1.4MHz		3MHz		5MHz		10MHz		15MHz		20MHz	
Mod.	64QAM		64QAM		64QAM		64QAM		64QAM		64QAM	
Lowest CH	1.2839		2.9431		5.165		9.99		14.625		20.46	
Middle CH	1.2643		2.9491		5.015		9.81		14.236		20.18	
Highest CH	1.2671		2.9251		5.065		9.81		14.505		20.34	



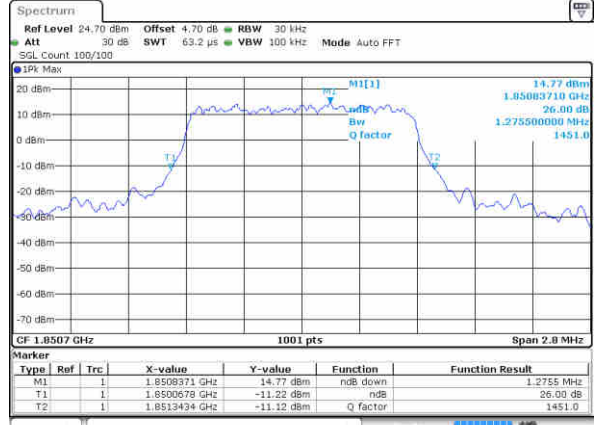
LTE Band 2

Lowest Channel / 1.4MHz / QPSK



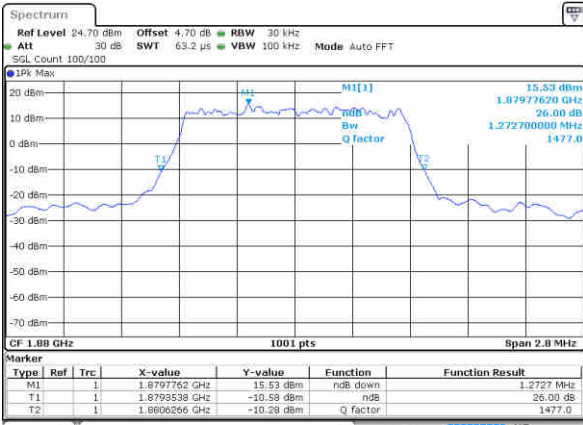
Date: 1 JUN 2019 14:13:11

Lowest Channel / 1.4MHz / 16QAM



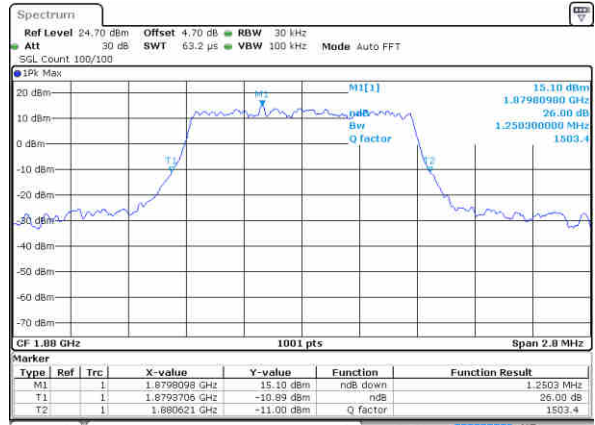
Date: 1 JUN 2019 14:13:21

Middle Channel / 1.4MHz / QPSK



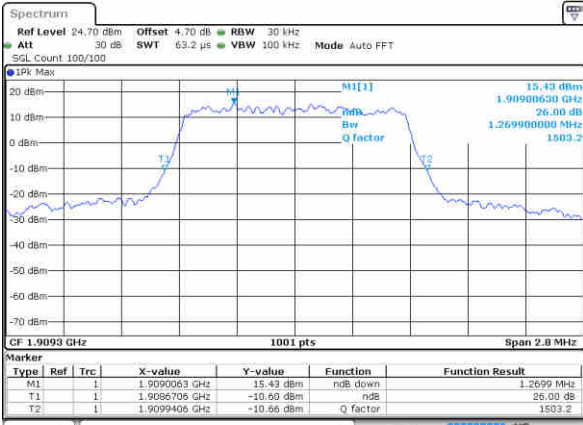
Date: 1 JUN 2019 14:20:12

Middle Channel / 1.4MHz / 16QAM



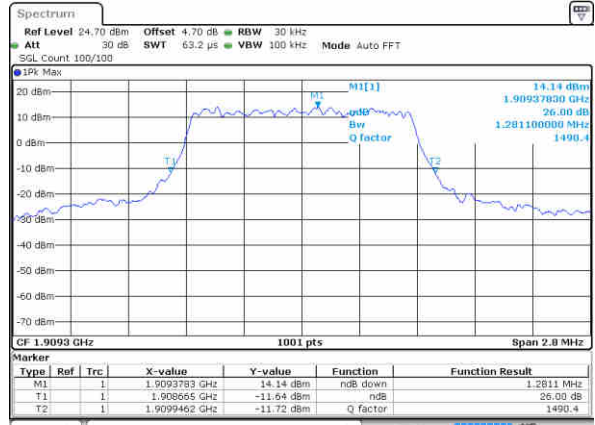
Date: 1 JUN 2019 14:20:22

Highest Channel / 1.4MHz / QPSK



Date: 1 JUN 2019 14:22:41

Highest Channel / 1.4MHz / 16QAM

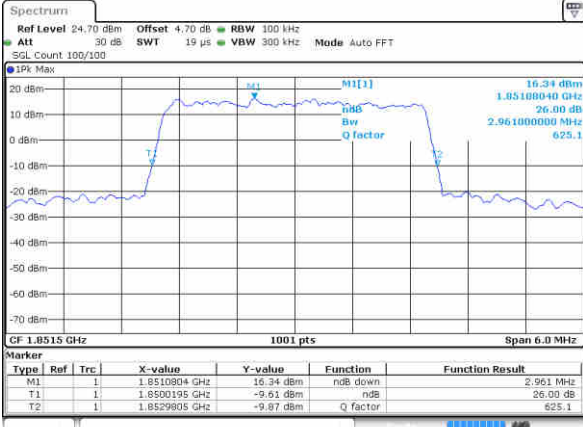


Date: 1 JUN 2019 14:22:51



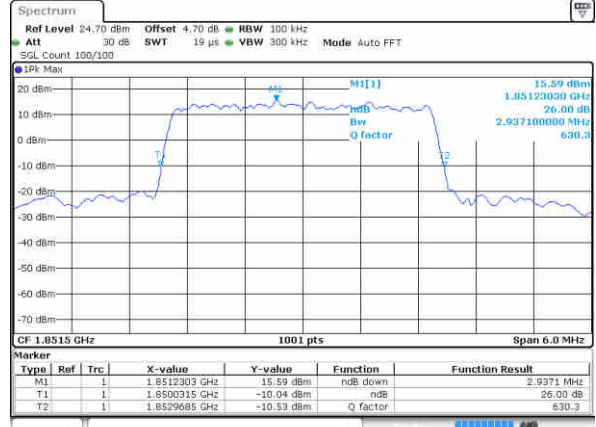
LTE Band 2

Lowest Channel / 3MHz / QPSK



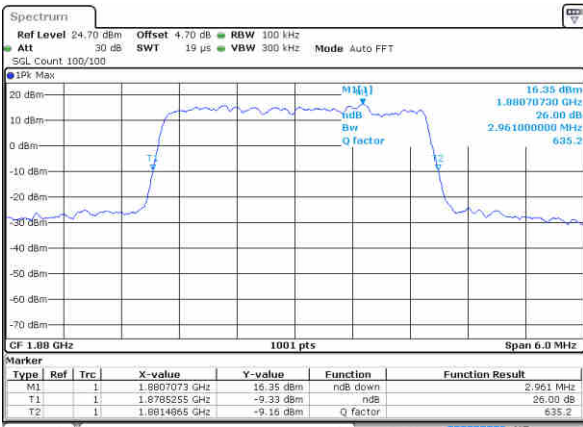
Date: 1 JUN 2019 14:29:41

Lowest Channel / 3MHz / 16QAM



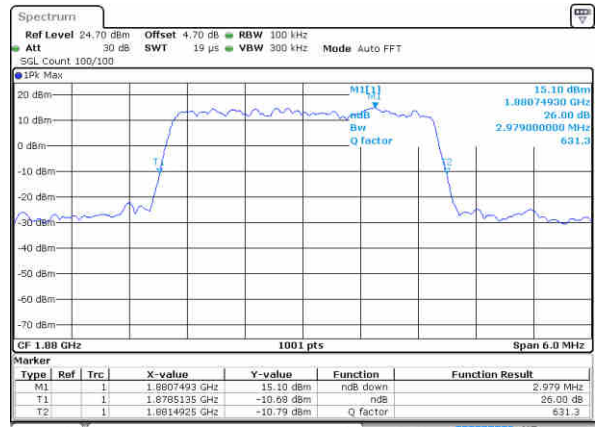
Date: 1 JUN 2019 14:29:51

Middle Channel / 3MHz / QPSK



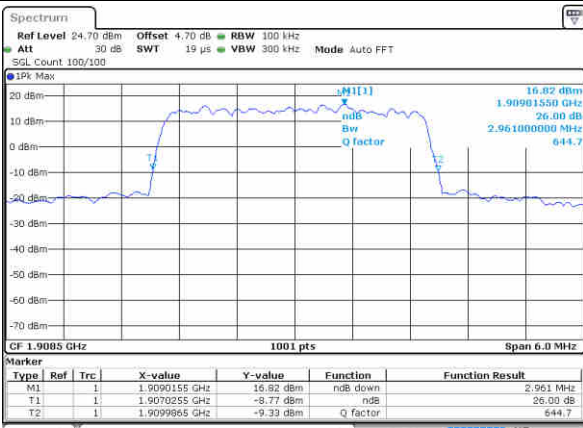
Date: 1 JUN 2019 14:36:41

Middle Channel / 3MHz / 16QAM



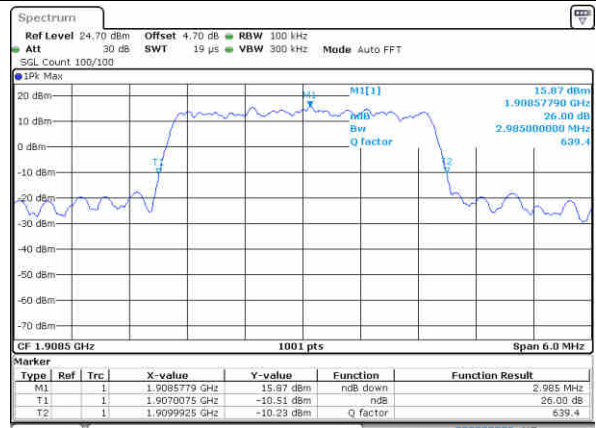
Date: 1 JUN 2019 14:36:50

Highest Channel / 3MHz / QPSK



Date: 1 JUN 2019 14:39:10

Highest Channel / 3MHz / 16QAM

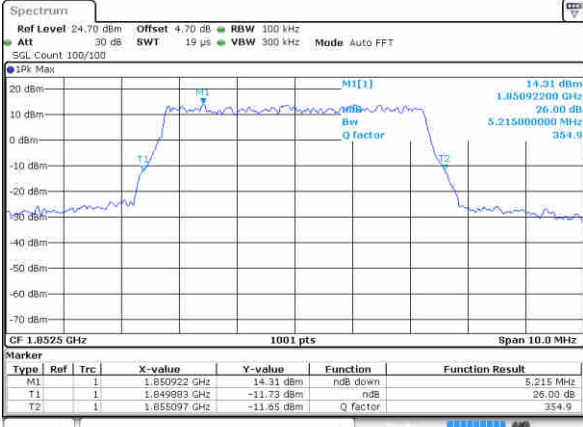


Date: 1 JUN 2019 14:39:20



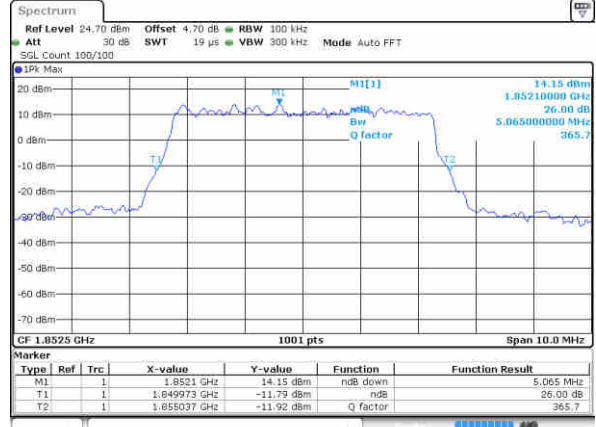
LTE Band 2

Lowest Channel / 5MHz / QPSK



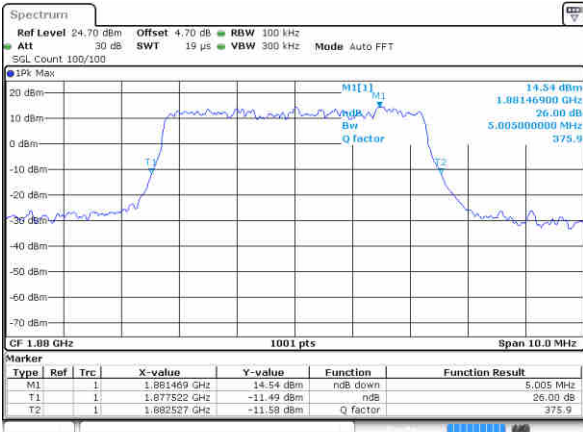
Date: 1 JUN 2019 14:46:10

Lowest Channel / 5MHz / 16QAM



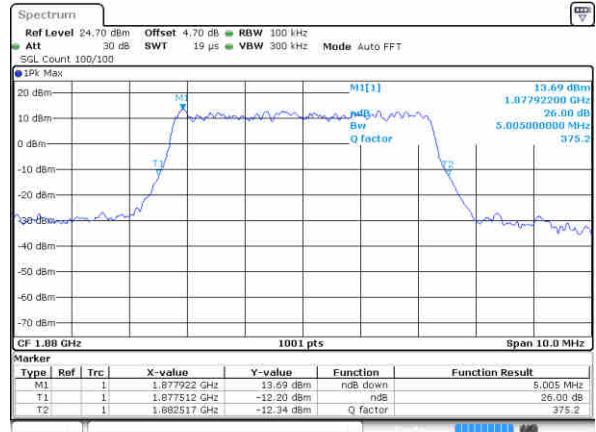
Date: 1 JUN 2019 14:46:20

Middle Channel / 5MHz / QPSK



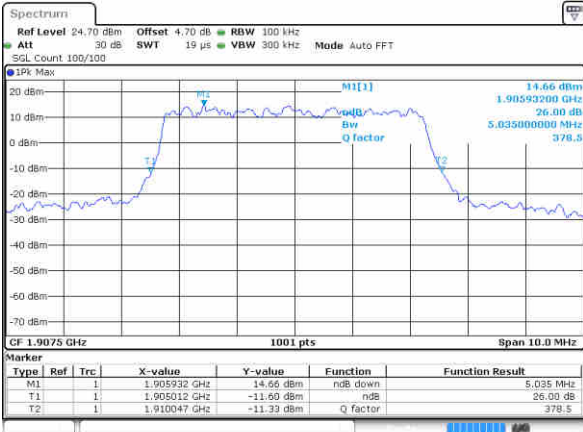
Date: 1 JUN 2019 14:53:09

Middle Channel / 5MHz / 16QAM



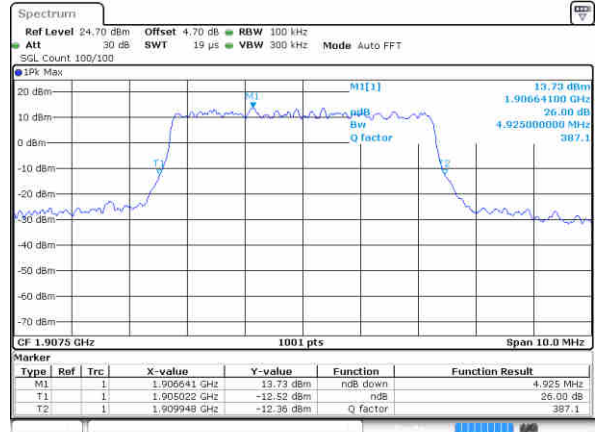
Date: 1 JUN 2019 14:53:19

Highest Channel / 5MHz / QPSK



Date: 1 JUN 2019 14:55:39

Highest Channel / 5MHz / 16QAM

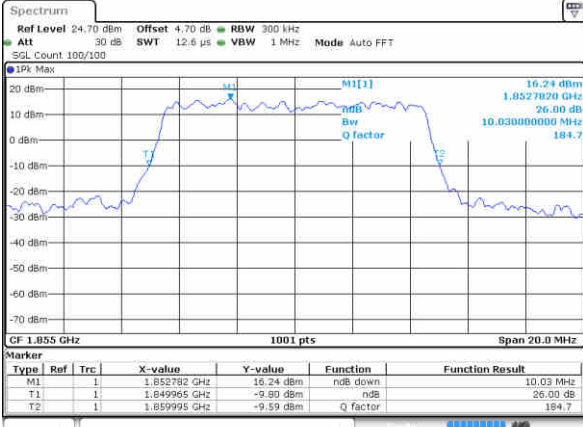


Date: 1 JUN 2019 14:55:49



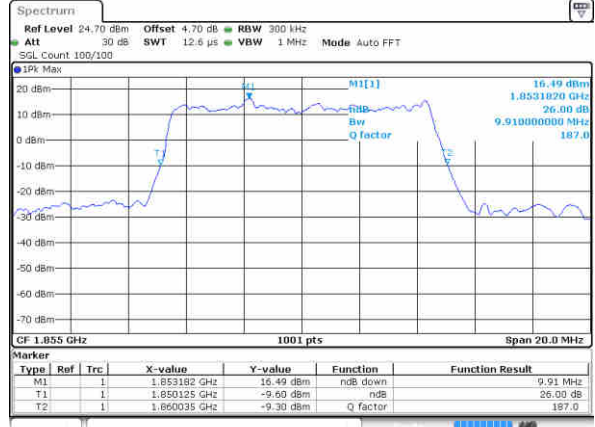
LTE Band 2

Lowest Channel / 10MHz / QPSK



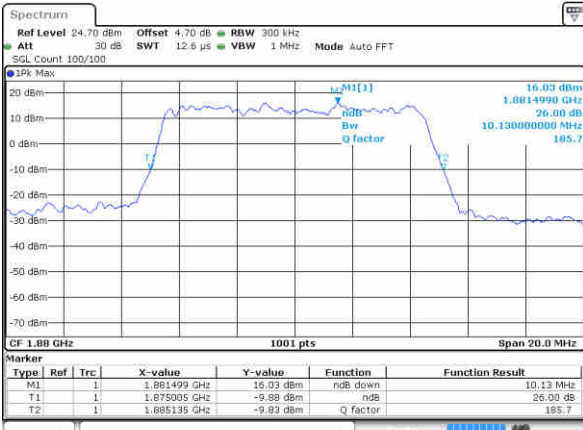
Date: 1 JUN 2019 15:14:01

Lowest Channel / 10MHz / 16QAM



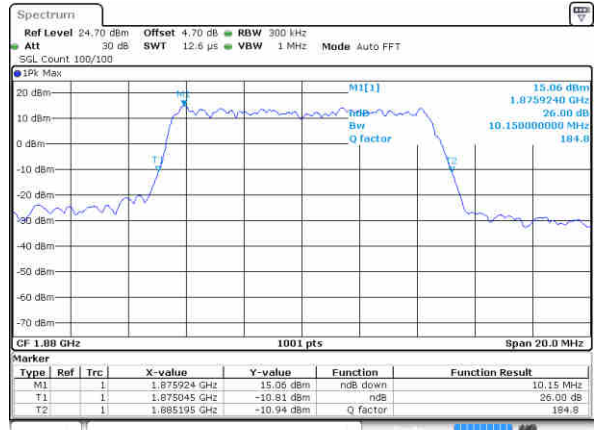
Date: 1 JUN 2019 15:14:11

Middle Channel / 10MHz / QPSK



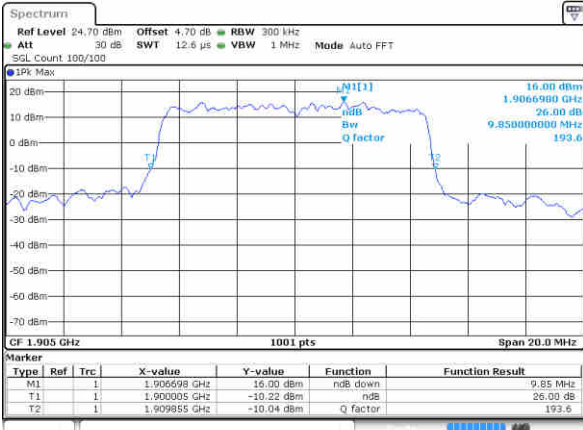
Date: 1 JUN 2019 15:21:00

Middle Channel / 10MHz / 16QAM



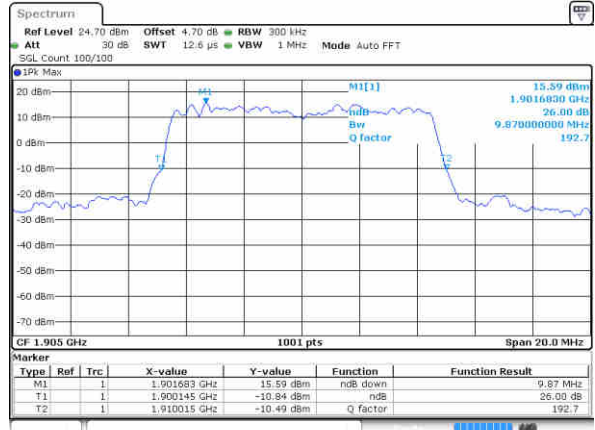
Date: 1 JUN 2019 15:21:10

Highest Channel / 10MHz / QPSK



Date: 1 JUN 2019 15:23:30

Highest Channel / 10MHz / 16QAM

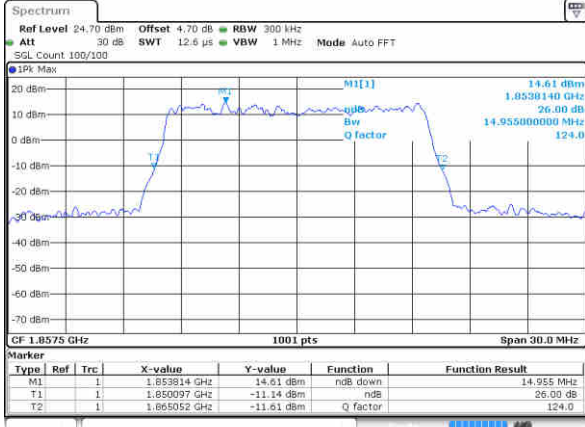


Date: 1 JUN 2019 15:23:40



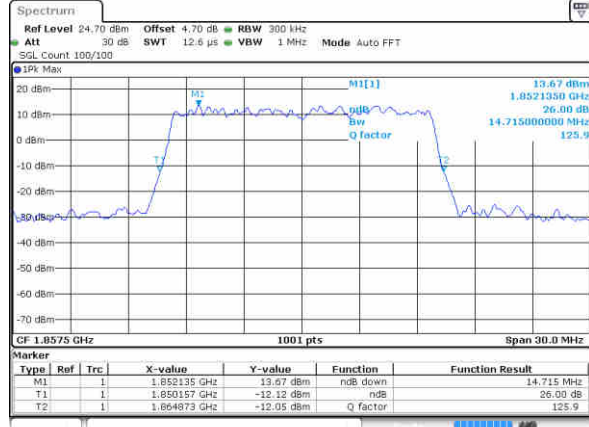
LTE Band 2

Lowest Channel / 15MHz / QPSK



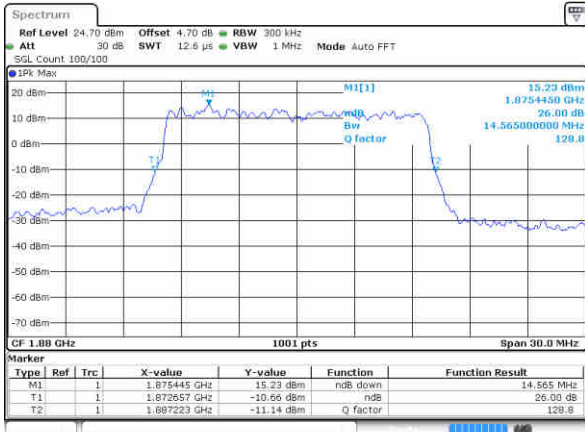
Date: 1 JUN 2019 15:30:29

Lowest Channel / 15MHz / 16QAM



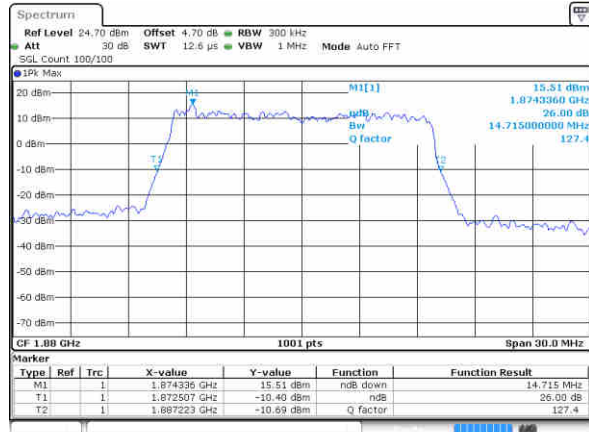
Date: 1 JUN 2019 15:30:39

Middle Channel / 15MHz / QPSK



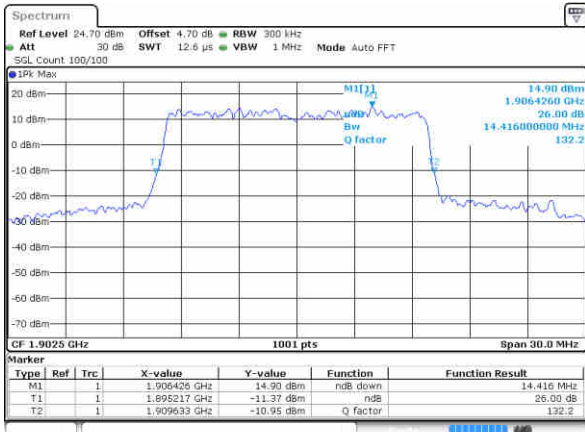
Date: 1 JUN 2019 15:37:29

Middle Channel / 15MHz / 16QAM



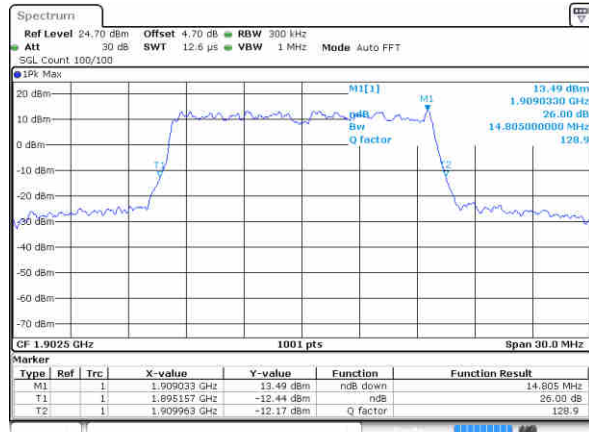
Date: 1 JUN 2019 15:37:39

Highest Channel / 15MHz / QPSK



Date: 1 JUN 2019 15:39:58

Highest Channel / 15MHz / 16QAM

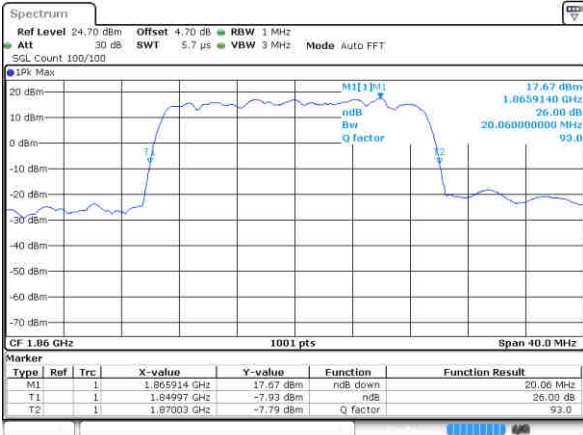


Date: 1 JUN 2019 15:40:08



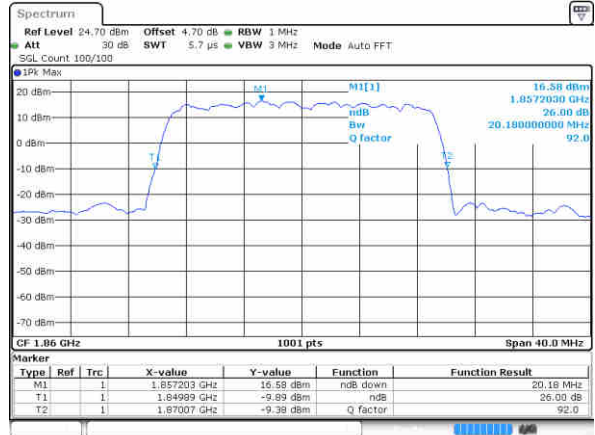
LTE Band 2

Lowest Channel / 20MHz / QPSK



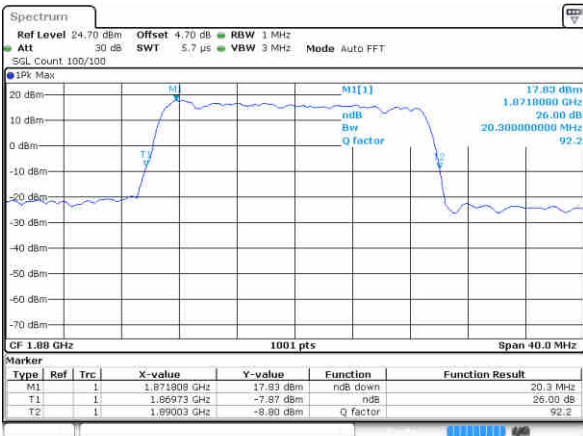
Date: 1 JUN 2019 15:46:58

Lowest Channel / 20MHz / 16QAM



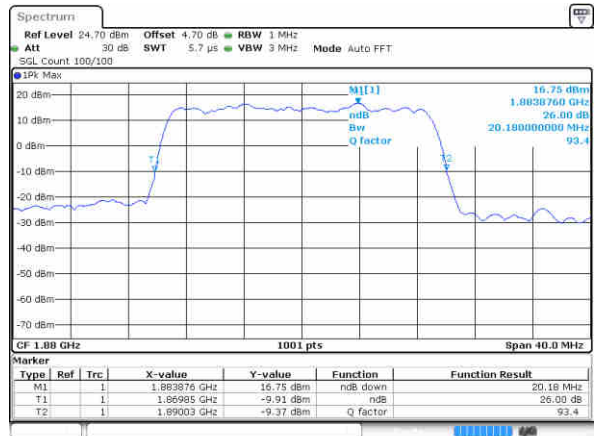
Date: 1 JUN 2019 15:47:08

Middle Channel / 20MHz / QPSK



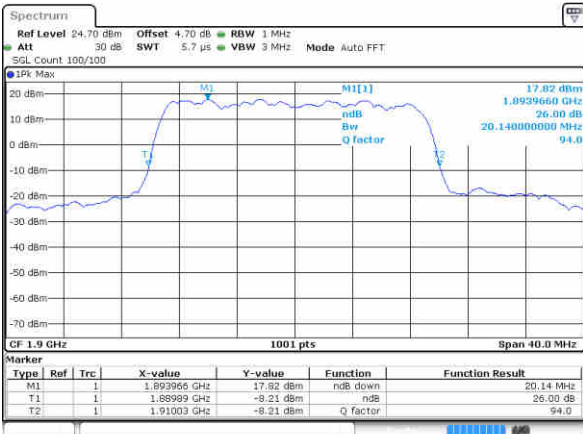
Date: 1 JUN 2019 15:53:57

Middle Channel / 20MHz / 16QAM



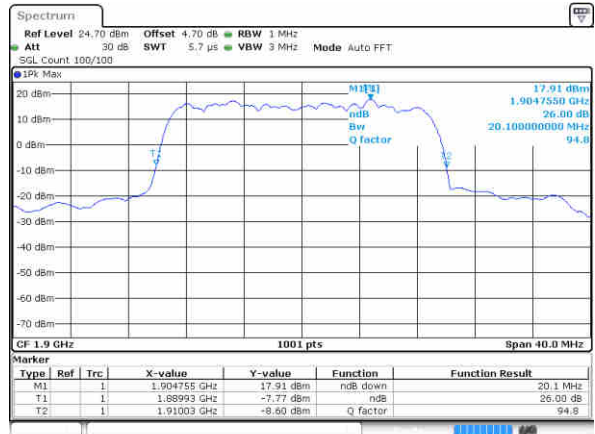
Date: 1 JUN 2019 15:54:07

Highest Channel / 20MHz / QPSK



Date: 1 JUN 2019 15:56:27

Highest Channel / 20MHz / 16QAM

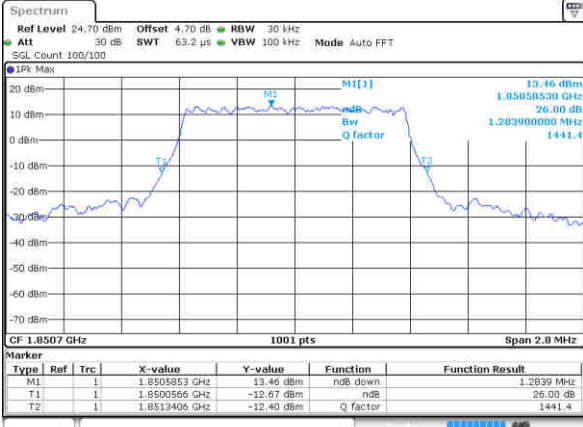


Date: 1 JUN 2019 15:56:37



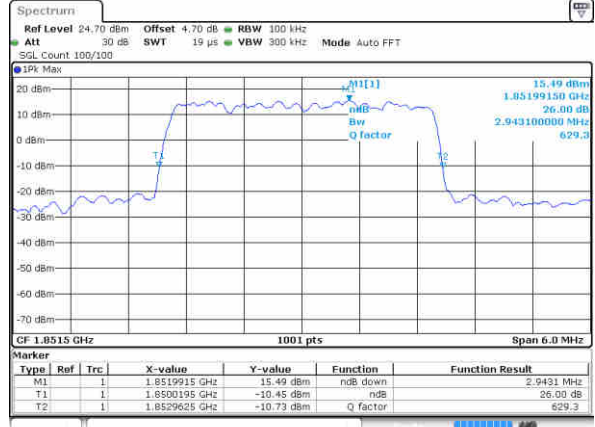
LTE Band 2

Lowest Channel / 1.4MHz / 64QAM



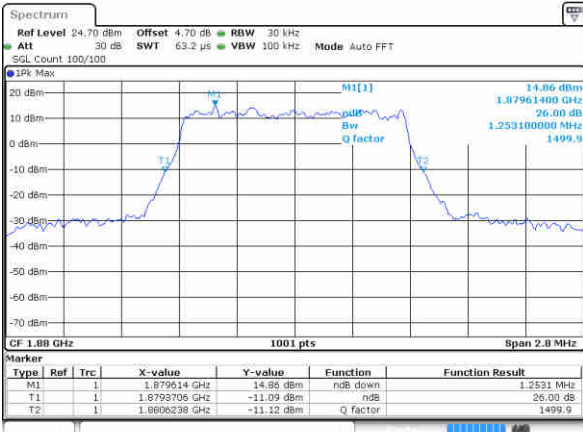
Date: 1 JUN 2019 16:07:43

Lowest Channel / 3MHz / 64QAM



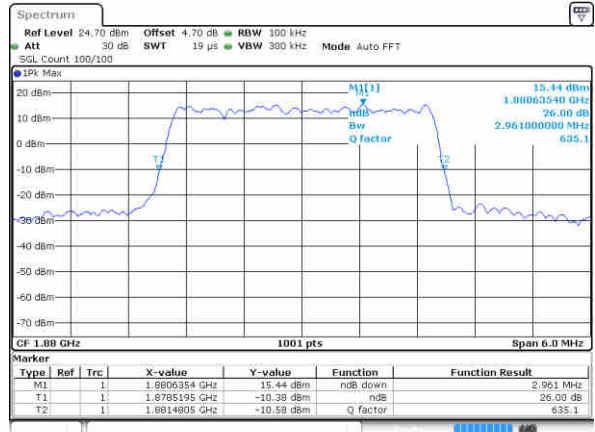
Date: 1 JUN 2019 16:08:13

Middle Channel / 1.4MHz / 64QAM



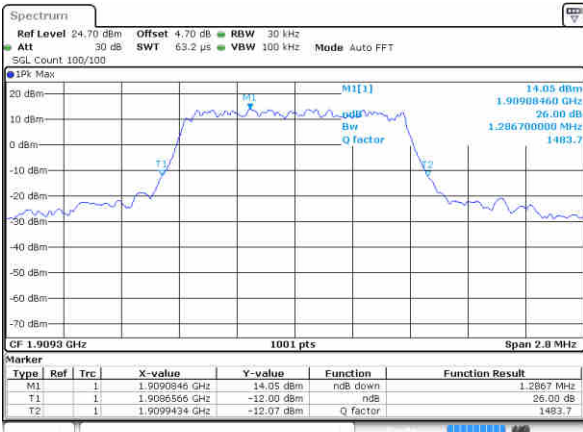
Date: 1 JUN 2019 16:07:53

Middle Channel / 3MHz / 64QAM



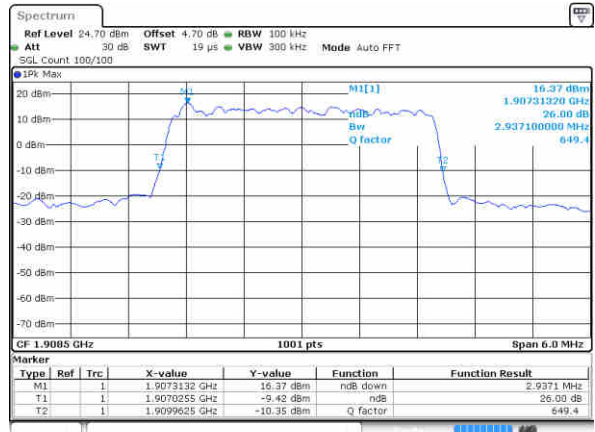
Date: 1 JUN 2019 16:08:23

Highest Channel / 1.4MHz / 64QAM



Date: 1 JUN 2019 16:08:03

Highest Channel / 3MHz / 64QAM

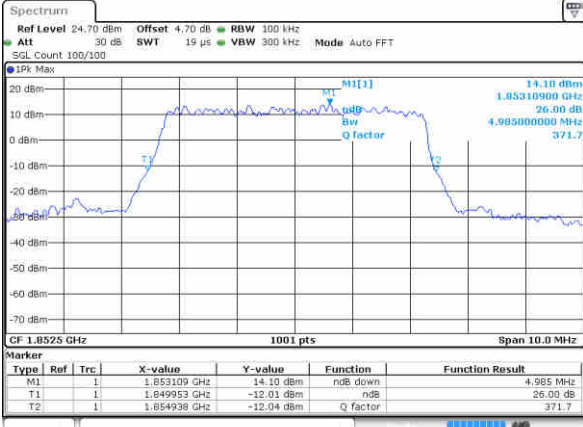


Date: 1 JUN 2019 16:08:33



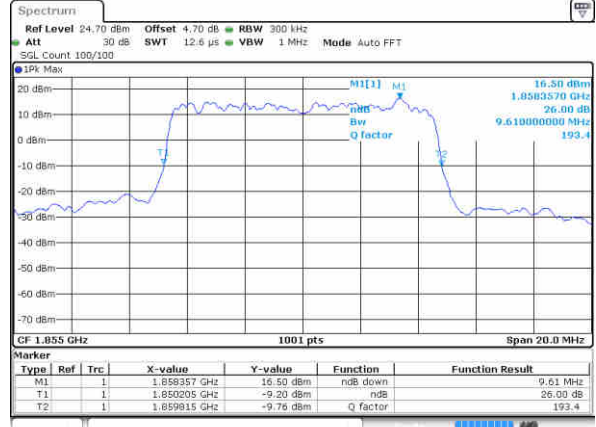
LTE Band 2

Lowest Channel / 5MHz / 64QAM



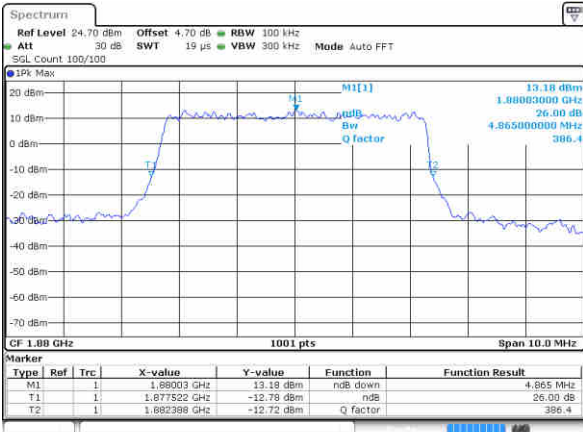
Date: 1 JUN 2019 16:08:43

Lowest Channel / 10MHz / 64QAM



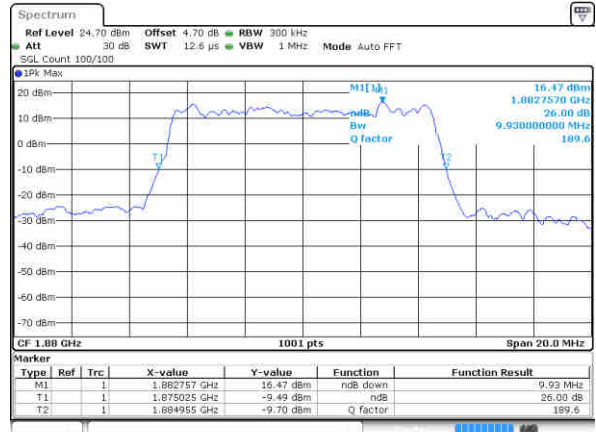
Date: 1 JUN 2019 16:09:13

Middle Channel / 5MHz / 64QAM



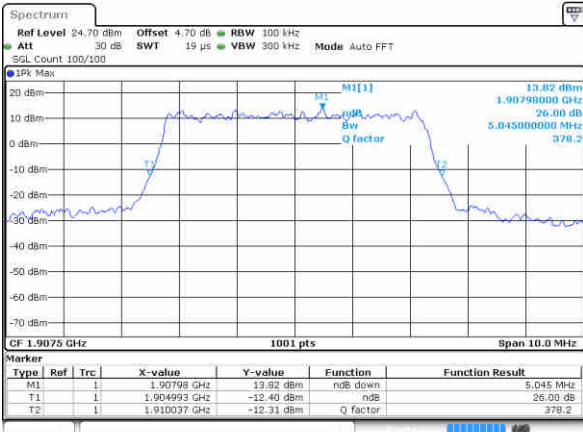
Date: 1 JUN 2019 16:08:53

Middle Channel / 10MHz / 64QAM



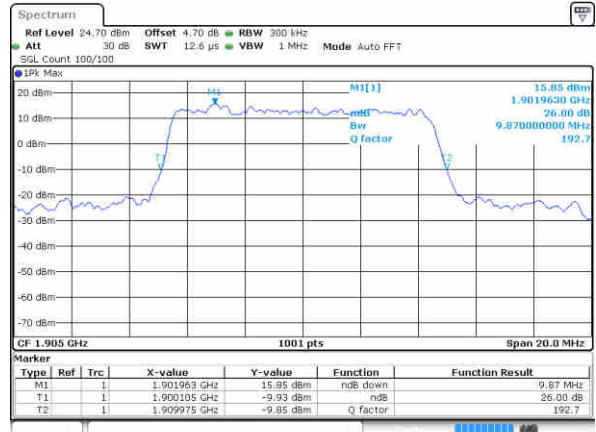
Date: 1 JUN 2019 16:09:23

Highest Channel / 5MHz / 64QAM



Date: 1 JUN 2019 16:09:03

Highest Channel / 10MHz / 64QAM

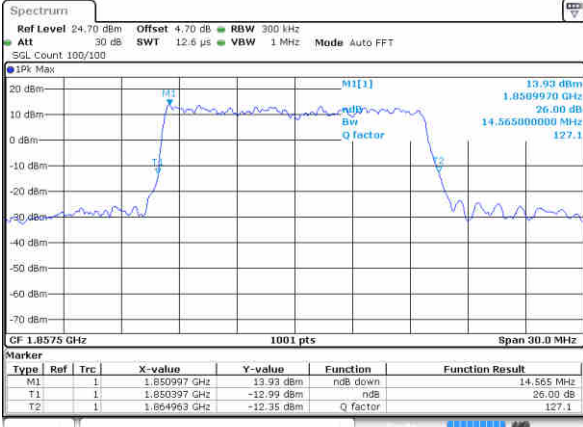


Date: 1 JUN 2019 16:09:33



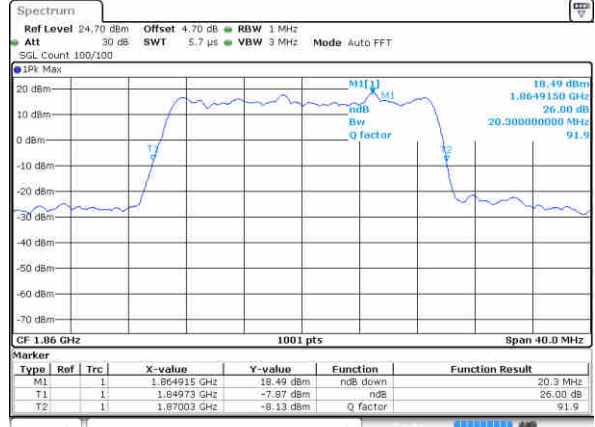
LTE Band 2

Lowest Channel / 15MHz / 64QAM



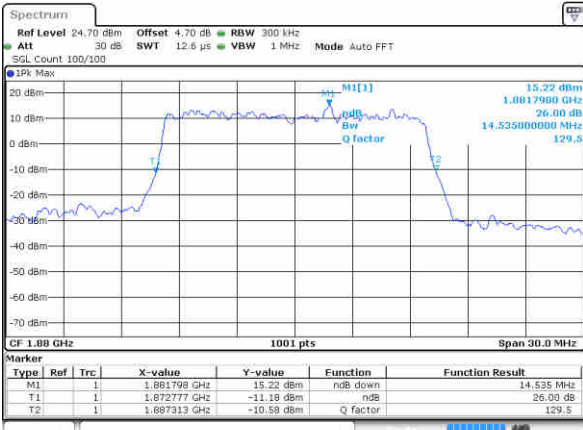
Date: 1 JUN 2019 16:09:43

Lowest Channel / 20MHz / 64QAM



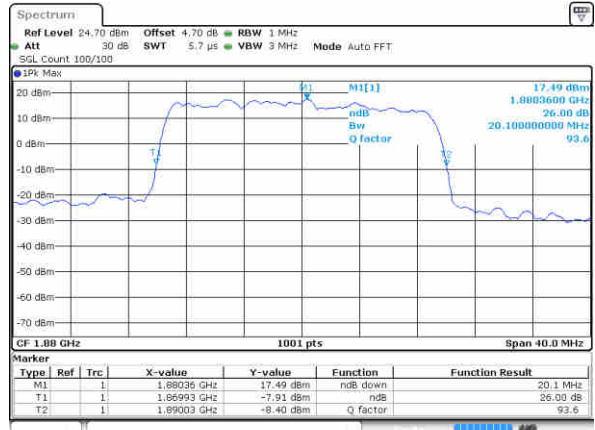
Date: 1 JUN 2019 16:10:13

Middle Channel / 15MHz / 64QAM



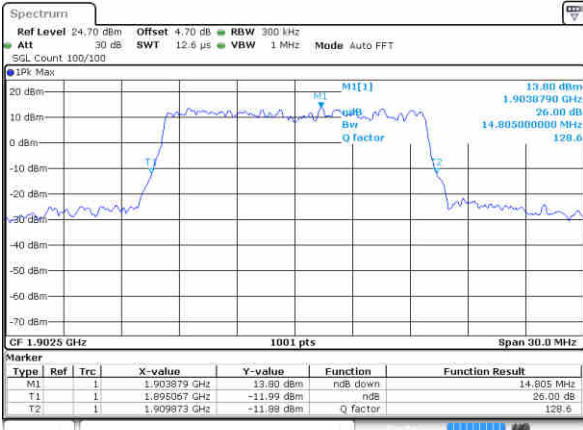
Date: 1 JUN 2019 16:09:53

Middle Channel / 20MHz / 64QAM



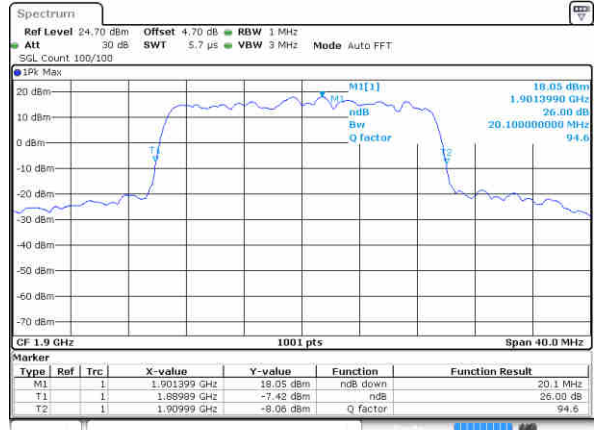
Date: 1 JUN 2019 16:10:23

Highest Channel / 15MHz / 64QAM



Date: 1 JUN 2019 16:10:03

Highest Channel / 20MHz / 64QAM



Date: 1 JUN 2019 16:10:33