



# RF TEST REPORT

**Applicant** ZTE Corporation  
**FCC ID** SRQ-Z6251  
**Product** LTE/WCDMA/GSM Multi-Mode  
Digital Mobile Phone  
**Model** Z6251  
**Report No.** R2108A0760-R3  
**Issue Date** October 22, 2021

TA Technology (Shanghai) Co., Ltd. tested the above equipment in accordance with the requirements in **FCC CFR47 Part 2 (2020)/ FCC CFR47 Part 27C (2020)**. The test results show that the equipment tested is capable of demonstrating compliance with the requirements as documented in this report.

Prepared by: Peng Tao

Approved by: Kai Xu

---

**TA Technology (Shanghai) Co., Ltd.**

No.145, Jintang Rd, Tangzhen Industry Park, Pudong Shanghai, China

TEL: +86-021-50791141/2/3

FAX: +86-021-50791141/2/3-8000



## TABLE OF CONTENT

<b>1</b>	<b>Test Laboratory</b> .....	4
1.1	Notes of the Test Report .....	4
<b>1.2.</b>	<b>Test facility</b> .....	4
1.3	Testing Location .....	4
<b>2</b>	<b>General Description of Equipment under Test</b> .....	5
2.1	Applicant and Manufacturer Information .....	5
2.2	General information .....	5
<b>3</b>	<b>Applied Standards</b> .....	7
<b>4</b>	<b>Test Configuration</b> .....	8
<b>5</b>	<b>Test Case Results</b> .....	11
5.1	RF Power Output and Effective Isotropic Radiated Power .....	11
5.2	Occupied Bandwidth .....	30
5.3	Band Edge Compliance .....	75
5.4	Peak-to-Average Power Ratio (PAPR) .....	126
5.5	Frequency Stability .....	134
5.6	Spurious Emissions at Antenna Terminals .....	146
5.7	Radiates Spurious Emission .....	161
<b>6</b>	<b>Main Test Instruments</b> .....	171
<b>ANNEX A: The EUT Appearance</b> .....		172
<b>ANNEX B: Test Setup Photos</b> .....		173



## Summary of Measurement Results

Number	Test Case	Clause in FCC rules	Verdict
1	RF Power Output and Effective Isotropic Radiated Power	2.1046 27.50(d)(4) 27.50(c)(10) 27.50(h)(2)	PASS
2	Occupied Bandwidth	2.1049	PASS
3	Band Edge Compliance	27.53(h) 27.53(g) 27.53(m)	PASS
4	Peak-to-Average Power Ratio	27.50(d)/KDB971168 D01(5.7)	PASS
5	Frequency Stability	2.1055 / 27.54	PASS
6	Spurious Emissions at Antenna Terminals	2.1051 27.53(h) 27.53(g) 27.53(m)	PASS
7	Radiates Spurious Emission	2.1053 27.53(h) 27.53(g) 27.53(m)	PASS
Date of Testing: September 2, 2021 ~ October 22, 2021			
Date of Sample Received: August 27, 2021			
Note: PASS: The EUT complies with the essential requirements in the standard. FAIL: The EUT does not comply with the essential requirements in the standard. All indications of Pass/Fail in this report are opinions expressed by TA Technology (Shanghai) Co., Ltd. based on interpretations and/or observations of test results. Measurement Uncertainties were not taken into account and are published for informational purposes only.			



# 1 Test Laboratory

## 1.1 Notes of the Test Report

This report shall not be reproduced in full or partial, without the written approval of **TA technology (shanghai) co., Ltd.** The results documented in this report apply only to the tested sample, under the conditions and modes of operation as described herein .Measurement Uncertainties were not taken into account and are published for informational purposes only. This report is written to support regulatory compliance of the applicable standards stated above.

## 1.2. Test facility

### **FCC (Designation number: CN1179, Test Firm Registration Number: 446626)**

TA Technology (Shanghai) Co., Ltd. has been listed on the US Federal Communications Commission list of test facilities recognized to perform measurements.

### **A2LA (Certificate Number: 3857.01)**

TA Technology (Shanghai) Co., Ltd. has been listed by American Association for Laboratory Accreditation to perform measurement.

## 1.3 Testing Location

Company: TA Technology (Shanghai) Co., Ltd.  
Address: No.145, Jintang Rd, Tangzhen Industry Park, Pudong Shanghai, China  
City: Shanghai  
Post code: 201201  
Country: P. R. China  
Contact: Xu Kai  
Telephone: +86-021-50791141/2/3  
Fax: +86-021-50791141/2/3-8000  
Website: <http://www.ta-shanghai.com>  
E-mail: [xukai@ta-shanghai.com](mailto:xukai@ta-shanghai.com)

## 2 General Description of Equipment under Test

### 2.1 Applicant and Manufacturer Information

Applicant	ZTE Corporation
Applicant address	ZTE Plaza, Keji Road South, Hi-Tech, Industrial Park, Nanshan District, Shenzhen, Guangdong, 518057, P.R.China
Manufacturer	ZTE Corporation
Manufacturer address	ZTE Plaza, Keji Road South, Hi-Tech, Industrial Park, Nanshan District, Shenzhen, Guangdong, 518057, P.R.China

### 2.2 General information

EUT Description		
Model	Z6251	
SN:	862947050003473	
Hardware Version	Z6251HW1.0	
Software Version	Z6251_CCv1.0.0B08	
Power Supply	Battery / AC adapter	
Antenna Type	Internal Antenna	
Antenna Gain	Band	Gain(dBi)
	WCDMA Band IV:	-0.95
	LTE Band 4:	-0.95
	LTE Band 12:	-2.23
	LTE Band 41:	-1.25
	LTE Band 66:	-0.95
	LTE Band 71	-3.39
Test Mode(s)	WCDMA Band IV; LTE Band 4/12/41/66/71;	
Test Modulation	(WCDMA) BPSK, QPSK, 16QAM; (LTE) QPSK, 16QAM, 64QAM;	
HSDPA UE Category	14	
HSUPA UE Category	7	
HSPA+ UE Category	6	
LTE Category	5	
Maximum E.I.R.P./ E.R.P.	WCDMA Band IV:	23.11dBm
	LTE Band 4:	21.98dBm
	LTE Band 12:	19.55dBm
	LTE Band 41:	24.63dBm
	LTE Band 66:	21.80dBm
	LTE Band 71	18.37dBm



Rated Power Supply Voltage	3.85V		
Operating Voltage	Lowest: -10°C    Highest: +55°C		
Operating Temperature	Lowest: -30°C    Highest: +50°C		
Extreme Temperature	Minimum: 3.5V    Maximum: 4.43V		
Operating Frequency Range(s)	Mode	Tx (MHz)	Rx (MHz)
	WCDMA Band IV	1710 ~ 1755	2110 ~ 2155
	LTE Band 4	1710 ~ 1755	2110 ~ 2155
	LTE Band 12	699 ~ 716	729 ~ 746
	LTE Band 41	2496 ~ 2690	2496 ~ 2690
	LTE Band 66	1710 ~ 1780	2110 ~ 2200
	LTE Band 71	663 ~ 698	617 ~ 652
<b>EUT Accessory</b>			
Adapter 1	Manufacturer: Jiangsu Chenyang Electron Co., Ltd. Model: STC-A520A-Z		
Adapter 2	Manufacturer: Shenzhen Ruijing Industrial Co Ltd Model: STC-A520A-Z		
Battery	Manufacturer: SCUD (Fujian) Electronics Co., LTD. Model: Li3839T44P8h866445		
USB Cable 1	Manufacturer: kingpower-tech Model: USB-TC20-W-100-M-L 100cm Cable, Shielded		
USB Cable 2	Manufacturer: Shenzhen Luxshare Precision Industry Co.,Ltd. Model: USB-TC20-W-100-M-L 100cm Cable, Shielded		
<p>Note: 1. The EUT is sent from the applicant to TA and the information of the EUT is declared by the applicant.</p> <p>2. There are more than one Adapter and USB Cable, each one should be applied throughout the compliance test respectively, however, only the worst case (Adapter 2 and USB Cable 2) will be recorded in this report.</p>			



### 3 Applied Standards

According to the specifications of the manufacturer, it must comply with the requirements of the following standards:

**Test standards:**

**FCC CFR47 Part 27C (2020)**

**FCC CFR47 Part 2 (2020)**

**Reference standard:**

**ANSI C63.26 (2015)**

**KDB 971168 D01 Power Meas License Digital Systems v03r01**

## 4 Test Configuration

Radiated measurements are performed by rotating the EUT in three different orthogonal test planes. EUT stand-up position (Z axis), lie-down position (X, Y axis). Receiver antenna polarization (horizontal and vertical), the worst emission was found in position (Z axis, vertical polarization for WCDMA) and (Z axis, horizontal polarization for LTE) and the worst case was recorded.

All mode and data rates and positions and RB size and modulations were investigated. Subsequently, only the worst case emissions are reported.

The following testing in WCDMA/LTE is set based on the maximum RF Output Power.

The following testing in different Bandwidth is set to detail in the following table:

Test modes are chosen to be reported as the worst case configuration below:

Test items	Modes/Modulation
	WCDMA Band IV
RF Power Output and Effective Isotropic Radiated Power	RMC/AMR HSDPA/HSUPA DC-HSDPA/HSPA+
Occupied Bandwidth	RMC
Band Edge Compliance	RMC
Peak-to-Average Power Ratio	RMC
Frequency Stability	RMC
Spurious Emissions at Antenna Terminals	RMC
Radiates Spurious Emission	RMC





Test modes are chosen to be reported as the worst case configuration below for LTE Band

4/12/41/66/71:

Test items	Modes	Bandwidth (MHz)						Modulation		RB			Test Channel		
		1.4	3	5	10	15	20	QPSK	16QAM/ 64QAM	1	50%	100%	L	M	H
RF Power Output and Effective Isotropic Radiated Power	LTE 4	0	0	0	0	0	0	0	0	0	0	0	0	0	0
	LTE 12	0	0	0	0	-	-	0	0	0	0	0	0	0	0
	LTE 41	-	-	0	0	0	0	0	0	0	0	0	0	0	0
	LTE 66	0	0	0	0	0	0	0	0	0	0	0	0	0	0
	LTE 71	-	-	0	0	0	0	0	0	0	0	0	0	0	0
Occupied Bandwidth	LTE 4	0	0	0	0	0	0	0	0	-	-	0	0	0	0
	LTE 12	0	0	0	0	-	-	0	0	-	-	0	0	0	0
	LTE 41	-	-	0	0	0	0	0	0	-	-	0	0	0	0
	LTE 66	0	0	0	0	0	0	0	0	-	-	0	0	0	0
	LTE 71	-	-	0	0	0	0	0	0	-	-	0	0	0	0
Band Edge Compliance	LTE 4	0	0	0	0	0	0	0	0	0	-	0	0	-	0
	LTE 12	0	0	0	0	-	-	0	0	0	-	0	0	-	0
	LTE 41	-	-	0	0	0	0	0	0	0	-	0	0	-	0
	LTE 66	0	0	0	0	0	0	0	0	0	-	0	0	-	0
	LTE 71	-	-	0	0	0	0	0	0	0	-	0	0	-	0
Peak-to-Average Power Ratio	LTE 4	0	0	0	0	0	0	0	0	-	-	0	0	0	0
	LTE 12	0	0	0	0	-	-	0	0	-	-	0	0	0	0
	LTE 41	-	-	0	0	0	0	0	0	-	-	0	0	0	0
	LTE 66	0	0	0	0	0	0	0	0	-	-	0	0	0	0
	LTE 71	-	-	0	0	0	0	0	0	-	-	0	0	0	0
Frequency Stability	LTE 4	0	0	0	0	0	0	0	0	0	-	-	-	0	-
	LTE 12	0	0	0	0	-	-	0	0	0	-	-	-	0	-
	LTE 41	-	-	0	0	0	0	0	0	0	-	-	-	0	-
	LTE 66	0	0	0	0	0	0	0	0	0	-	-	-	0	-
	LTE 71	-	-	0	0	0	0	0	0	0	-	-	-	0	-
Spurious Emissions at Antenna Terminals	LTE 4	0	0	0	0	0	0	0	-	0	-	-	0	0	0
	LTE 12	0	0	0	0	-	-	0	-	0	-	-	0	0	0
	LTE 41	-	-	0	0	0	0	0	-	0	-	-	0	0	0
	LTE 66	0	0	0	0	0	0	0	-	0	-	-	0	0	0
	LTE 71	-	-	0	0	0	0	0	-	0	-	-	0	0	0
Radiates Spurious Emission	LTE 4	0	-	0	-	-	0	0	-	0	-	-	-	0	-
	LTE 12	0	-	0	0	-	-	0	-	0	-	-	-	0	-
	LTE 41	-	-	0	-	-	0	0	-	0	-	-	-	0	-
	LTE 66	0	0	0	0	0	0	0	-	0	-	-	-	0	-
	LTE 71	-	-	0	0	0	0	0	-	0	-	-	-	0	-



Note	<ol style="list-style-type: none"><li>1. The mark “O” means that this configuration is chosen for testing.</li><li>2. The mark “-” means that this configuration is not testing.</li></ol>
------	--

## 5 Test Case Results

### 5.1 RF Power Output and Effective Isotropic Radiated Power

#### Ambient condition

Temperature	Relative humidity	Pressure
23°C ~25°C	45%~50%	101.5kPa

#### Methods of Measurement

During the process of the testing, The EUT was connected to the Base Station Simulator with a known loss. The EUT is controlled by the Base Station Simulator test set to ensure max power transmission with proper modulation.

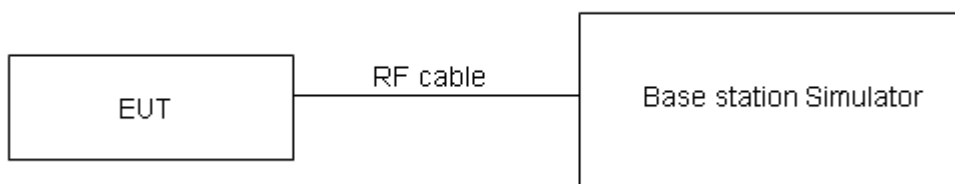
ERP can then be calculated as follows:

$$\text{EIRP (dBm)} = \text{Output Power (dBm)} - \text{Losses (dB)} + \text{Antenna Gain (dBi)}$$

where:dBd refers to gain relative to an ideal dipole.

$$\text{EIRP (dBm)} = \text{ERP (dBm)} + 2.15 \text{ (dB.)}$$

#### Test Setup



#### Limits

No specific RF power output requirements in part 2.1046.

Rule Part 27.50(c) (10) specifies that “Portable stations (hand-held devices) in the 600 MHz uplink band and the 698-746 MHz band, and fixed and mobile stations in the 600 MHz uplink band are limited to 3 watts ERP”

Rule Part 27.50(d) (4) specifies that “Fixed, mobile and portable (hand-held) stations operating in the 1710–1755 MHz band are limited to 1 watt EIRP”

Rule Part 27.50(h) (2) specifies that “Mobile and other user stations. Mobile stations are limited to 2.0 watts EIRP. All user stations are limited to 2.0 watts transmitter output power.”



Part 27.50(c)(10)Limit	$\leq 3 \text{ W}$ (34.77 dBm)
Part 27.50(d)(4)Limit	$\leq 1 \text{ W}$ (30 dBm)
Part 27.50(h)(2) Limit	$\leq 2 \text{ W}$ (33 dBm)

### Measurement Uncertainty

The assessed measurement uncertainty to ensure 95% confidence level for the normal distribution is with the coverage factor  $k = 2$ ,  $U=0.4 \text{ dB}$  for RF power output,  $k = 2$ ,  $U= 1.19 \text{ dB}$  for ERP/EIRP.



## Test Results

WCDMA Band IV		Maximum Output Power (dBm)			EIRP (dBm)		
		Channel 1312	Channel 1413	Channel 1513	Channel 1312	Channel 1413	Channel 1513
		1712.4 (MHz)	1732.6 (MHz)	1752.6 (MHz)	1712.4 (MHz)	1732.6 (MHz)	1752.6 (MHz)
<b>RMC</b>		23.92	23.97	23.93	22.97	23.02	22.98
<b>AMR</b>		24.06	24.01	23.89	23.11	23.06	22.94
<b>HSDPA</b>	Sub - Test 1	23.28	23.33	23.29	22.33	22.38	22.34
	Sub - Test 2	23.42	23.49	23.29	22.47	22.54	22.34
	Sub - Test 3	22.78	23.05	22.81	21.83	22.10	21.86
	Sub - Test 4	22.98	22.95	23.09	22.03	22.00	22.14
<b>HSUPA</b>	Sub - Test 1	22.28	22.33	22.41	21.33	21.38	21.46
	Sub - Test 2	21.94	22.07	21.95	20.99	21.12	21.00
	Sub - Test 3	22.58	22.35	22.33	21.63	21.40	21.38
	Sub - Test 4	21.46	21.63	21.39	20.51	20.68	20.44
	Sub - Test 5	23.00	23.03	23.09	22.05	22.08	22.14
<b>DC-HSDPA</b>	Sub - Test 1	23.58	23.63	23.43	22.63	22.68	22.48
	Sub - Test 2	23.30	23.45	23.41	22.35	22.50	22.46
	Sub - Test 3	22.82	22.87	22.93	21.87	21.92	21.98
	Sub - Test 4	23.04	22.99	22.87	22.09	22.04	21.92
<b>HSPA+</b>	16QAM	21.88	22.03	21.99	20.93	21.08	21.04



LTE Band 4				Maximum Output Power(dBm)			EIRP (dBm)		
BW	Modulation	RB size	RB offset	Channel/Frequency(MHz)					
				19957/1710.7	20175/1732.5	20393/1754.3	19957/1710.7	20175/1732.5	20393/1754.3
1.4MHz	QPSK	1	0	22.59	22.61	22.58	21.64	21.66	21.63
		1	2	22.93	22.86	22.88	21.98	21.91	21.93
		1	5	22.71	22.56	22.51	21.76	21.61	21.56
		3	0	22.52	22.59	22.57	21.57	21.64	21.62
		3	2	22.54	22.59	22.60	21.59	21.64	21.65
		3	3	22.67	22.64	22.65	21.72	21.69	21.70
		6	0	21.65	21.65	21.69	20.70	20.70	20.74
	16QAM	1	0	21.78	21.42	21.78	20.83	20.47	20.83
		1	2	21.76	21.70	21.94	20.81	20.75	20.99
		1	5	21.52	21.38	21.72	20.57	20.43	20.77
		3	0	21.57	21.61	21.63	20.62	20.66	20.68
		3	2	21.59	21.63	21.66	20.64	20.68	20.71
		3	3	21.72	21.69	21.63	20.77	20.74	20.68
		6	0	20.70	20.75	20.72	19.75	19.80	19.77
	64QAM	1	0	20.75	21.21	20.95	19.80	20.26	20.00
		1	2	21.00	21.47	21.23	20.05	20.52	20.28
		1	5	20.80	21.20	20.84	19.85	20.25	19.89
		3	0	21.00	21.01	20.99	20.05	20.06	20.04
		3	2	21.01	21.04	21.02	20.06	20.09	20.07
		3	3	21.12	21.09	21.05	20.17	20.14	20.10
		6	0	20.14	20.12	20.17	19.19	19.17	19.22
BW	Modulation	RB size	RB offset	Channel/Frequency(MHz)					
				19965/1711.5	20175/1732.5	20385/1753.5	19965/1711.5	20175/1732.5	20385/1753.5
3MHz	QPSK	1	0	22.61	22.65	22.61	21.66	21.70	21.66
		1	7	22.91	22.89	22.92	21.96	21.94	21.97
		1	14	22.74	22.61	22.55	21.79	21.66	21.60
		8	0	21.62	21.71	21.70	20.67	20.76	20.75
		8	4	21.66	21.69	21.72	20.71	20.74	20.77
		8	7	21.77	21.75	21.75	20.82	20.80	20.80
		15	0	21.65	21.69	21.72	20.70	20.74	20.77
	16QAM	1	0	21.81	21.44	21.81	20.86	20.49	20.86
		1	7	21.79	21.70	21.98	20.84	20.75	21.03



		1	14	21.54	21.42	21.75	20.59	20.47	20.80
		8	0	20.68	20.74	20.75	19.73	19.79	19.80
		8	4	20.70	20.76	20.78	19.75	19.81	19.83
		8	7	20.82	20.81	20.76	19.87	19.86	19.81
		15	0	20.73	20.79	20.75	19.78	19.84	19.80
	64QAM	1	0	20.78	21.23	20.98	19.83	20.28	20.03
		1	7	21.03	21.47	21.25	20.08	20.52	20.30
		1	14	20.82	21.19	20.87	19.87	20.24	19.92
		8	0	20.11	20.14	20.11	19.16	19.19	19.16
		8	4	20.12	20.17	20.14	19.17	19.22	19.19
		8	7	20.22	20.21	20.18	19.27	19.26	19.23
		15	0	20.17	20.16	20.20	19.22	19.21	19.25
	BW	Modulation	RB size	RB offset	Channel/Frequency(MHz)				
19975/1712.5					20175/1732.5	20375/1752.5	19975/1712.5	20175/1732.5	20375/1752.5
5MHz	QPSK	1	0	22.58	22.63	22.57	21.63	21.68	21.62
		1	13	22.89	22.85	22.89	21.94	21.90	21.94
		1	24	22.71	22.56	22.51	21.76	21.61	21.56
		12	0	21.59	21.66	21.66	20.64	20.71	20.71
		12	6	21.64	21.65	21.67	20.69	20.70	20.72
		12	13	21.75	21.73	21.71	20.80	20.78	20.76
		25	0	21.65	21.68	21.70	20.70	20.73	20.75
	16QAM	1	0	21.78	21.40	21.78	20.83	20.45	20.83
		1	13	21.76	21.68	21.95	20.81	20.73	21.00
		1	24	21.51	21.40	21.71	20.56	20.45	20.76
		12	0	20.66	20.70	20.72	19.71	19.75	19.77
		12	6	20.67	20.71	20.74	19.72	19.76	19.79
		12	13	20.79	20.76	20.72	19.84	19.81	19.77
		25	0	20.71	20.75	20.70	19.76	19.80	19.75
	64QAM	1	0	20.75	21.23	20.95	19.80	20.28	20.00
		1	13	21.00	21.49	21.22	20.05	20.54	20.27
		1	24	20.83	21.17	20.83	19.88	20.22	19.88
		12	0	20.09	20.10	20.12	19.14	19.15	19.17
		12	6	20.09	20.12	20.10	19.14	19.17	19.15
		12	13	20.19	20.16	20.14	19.24	19.21	19.19
		25	0	20.15	20.12	20.15	19.20	19.17	19.20
BW	Modulation	RB	RB	Channel/Frequency(MHz)					



		size	offset	20000/ 1715	20175/ 1732.5	20350/ 1750	20000/ 1715	20175/ 1732.5	20350/ 1750
		10MHz	QPSK	1	0	22.60	22.64	22.60	21.65
1	25			22.92	22.90	22.93	21.97	21.95	21.98
1	49			22.73	22.60	22.54	21.78	21.65	21.59
25	0			21.62	21.71	21.70	20.67	20.76	20.75
25	13			21.67	21.70	21.71	20.72	20.75	20.76
25	25			21.77	21.77	21.76	20.82	20.82	20.81
50	0			21.69	21.70	21.74	20.74	20.75	20.79
16QAM	1		0	21.80	21.43	21.80	20.85	20.48	20.85
	1		25	21.79	21.72	21.98	20.84	20.77	21.03
	1		49	21.54	21.42	21.74	20.59	20.47	20.79
	25		0	20.69	20.75	20.76	19.74	19.80	19.81
	25		13	20.69	20.75	20.77	19.74	19.80	19.82
	25		25	20.82	20.81	20.76	19.87	19.86	19.81
	50		0	20.74	20.80	20.74	19.79	19.85	19.79
64QAM	1		0	20.77	21.22	20.97	19.82	20.27	20.02
	1		25	21.03	21.49	21.25	20.08	20.54	20.30
	1		49	20.82	21.19	20.86	19.87	20.24	19.91
	25		0	20.12	20.15	20.12	19.17	19.20	19.17
	25		13	20.11	20.16	20.13	19.16	19.21	19.18
	25		25	20.22	20.21	20.18	19.27	19.26	19.23
	50		0	20.18	20.17	20.19	19.23	19.22	19.24
BW	Modulation	RB size	RB offset	Channel/Frequency(MHz)					
				20025/ 1717.5	20175/ 1732.5	20325/ 1747.5	20025/ 1717.5	20175/ 1732.5	20325/ 1747.5
15MHz	QPSK	1	0	22.59	22.60	22.58	21.64	21.65	21.63
		1	38	22.90	22.89	22.90	21.95	21.94	21.95
		1	74	22.70	22.55	22.50	21.75	21.60	21.55
		36	0	21.60	21.67	21.67	20.65	20.72	20.72
		36	18	21.64	21.65	21.67	20.69	20.70	20.72
		36	39	21.74	21.74	21.72	20.79	20.79	20.77
		75	0	21.67	21.66	21.69	20.72	20.71	20.74
	16QAM	1	0	21.75	21.41	21.78	20.80	20.46	20.83
		1	38	21.77	21.69	21.96	20.82	20.74	21.01
		1	74	21.51	21.38	21.71	20.56	20.43	20.76
		36	0	20.66	20.73	20.73	19.71	19.78	19.78





		36	18	20.66	20.70	20.73	19.71	19.75	19.78
		36	39	20.80	20.77	20.73	19.85	19.82	19.78
		75	0	20.71	20.75	20.70	19.76	19.80	19.75
	64QAM	1	0	20.72	21.20	20.95	19.77	20.25	20.00
		1	38	21.01	21.46	21.23	20.06	20.51	20.28
		1	74	20.83	21.18	20.87	19.88	20.23	19.92
		36	0	20.11	20.17	20.13	19.16	19.22	19.18
		36	18	20.09	20.13	20.12	19.14	19.18	19.17
		36	39	20.20	20.17	20.15	19.25	19.22	19.20
	75	0	20.15	20.12	20.15	19.20	19.17	19.20	
BW	Modulation	RB size	RB offset	Channel/Frequency(MHz)					
				20050/1720	20175/1732.5	20300/1745	20050/1720	20175/1732.5	20300/1745
20MHz	QPSK	1	0	22.56	22.56	22.55	21.61	21.61	21.60
		1	50	22.67	22.65	22.65	21.72	21.70	21.70
		1	99	22.65	22.54	22.47	21.70	21.59	21.52
		50	0	21.57	21.62	21.63	20.62	20.67	20.68
		50	25	21.62	21.61	21.64	20.67	20.66	20.69
		50	50	21.71	21.69	21.68	20.76	20.74	20.73
		100	0	21.64	21.61	21.65	20.69	20.66	20.70
	16QAM	1	0	21.46	21.37	21.73	20.51	20.42	20.78
		1	50	21.73	21.67	21.92	20.78	20.72	20.97
		1	99	21.49	21.35	21.69	20.54	20.40	20.74
		50	0	20.63	20.69	20.70	19.68	19.74	19.75
		50	25	20.63	20.68	20.70	19.68	19.73	19.75
		50	50	20.77	20.72	20.69	19.82	19.77	19.74
		100	0	20.69	20.71	20.67	19.74	19.76	19.72
	64QAM	1	0	20.70	21.16	20.90	19.75	20.21	19.95
		1	50	20.97	21.44	21.19	20.02	20.49	20.24
		1	99	20.77	21.12	20.81	19.82	20.17	19.86
		50	0	20.06	20.09	20.06	19.11	19.14	19.11
		50	25	20.05	20.09	20.06	19.10	19.14	19.11
		50	50	20.17	20.12	20.11	19.22	19.17	19.16
		100	0	20.13	20.08	20.12	19.18	19.13	19.17



LTE Band 12				Maximum Output Power(dBm)			ERP (dBm)		
BW	Modulation	RB size	RB offset	Channel/Frequency(MHz)					
				23017/ 699.7	23095/ 707.5	23173/ 715.3	23017/ 699.7	23095/ 707.5	23173/ 715.3
1.4MHz	QPSK	1	0	23.81	23.70	23.70	19.43	19.32	19.32
		1	2	23.93	23.81	23.83	19.55	19.43	19.45
		1	5	23.80	23.67	23.70	19.42	19.29	19.32
		3	0	23.61	23.73	23.81	19.23	19.35	19.43
		3	2	23.62	23.75	23.83	19.24	19.37	19.45
		3	3	23.78	23.70	23.76	19.40	19.32	19.38
	16QAM	6	0	22.73	22.78	22.84	18.35	18.40	18.46
		1	0	22.87	23.00	22.92	18.49	18.62	18.54
		1	2	22.85	23.08	22.98	18.47	18.70	18.60
		1	5	22.67	22.99	22.87	18.29	18.61	18.49
		3	0	22.60	22.75	22.81	18.22	18.37	18.43
		3	2	22.65	22.79	22.82	18.27	18.41	18.44
	64QAM	3	3	22.76	22.75	22.72	18.38	18.37	18.34
		6	0	21.74	21.77	21.80	17.36	17.39	17.42
		1	0	22.35	22.62	22.53	17.97	18.24	18.15
		1	2	22.46	22.80	22.70	18.08	18.42	18.32
		1	5	22.27	22.65	22.46	17.89	18.27	18.08
		3	0	22.24	22.37	22.41	17.86	17.99	18.03
		3	2	22.25	22.43	22.44	17.87	18.05	18.06
	3	3	22.37	22.38	22.32	17.99	18.00	17.94	
	6	0	21.36	21.36	21.42	16.98	16.98	17.04	
BW	Modulation	RB size	RB offset	Channel/Frequency(MHz)					
				23025/ 700.5	23095/ 707.5	23165/ 714.5	23025/ 700.5	23095/ 707.5	23165/ 714.5
3MHz	QPSK	1	0	23.83	23.74	23.73	19.45	19.36	19.35
		1	7	23.91	23.84	23.87	19.53	19.46	19.49
		1	14	23.83	23.72	23.74	19.45	19.34	19.36
		8	0	22.71	22.85	22.94	18.33	18.47	18.56
		8	4	22.74	22.85	22.95	18.36	18.47	18.57
		8	7	22.88	22.81	22.86	18.50	18.43	18.48
	15	0	22.73	22.82	22.87	18.35	18.44	18.49	
	16QAM	1	0	22.90	23.02	22.95	18.52	18.64	18.57
		1	7	22.88	23.08	23.02	18.50	18.70	18.64



		1	14	22.69	23.03	22.90	18.31	18.65	18.52	
		8	0	21.71	21.88	21.93	17.33	17.50	17.55	
		8	4	21.76	21.92	21.94	17.38	17.54	17.56	
		8	7	21.86	21.87	21.85	17.48	17.49	17.47	
		15	0	21.77	21.81	21.83	17.39	17.43	17.45	
	64QAM	1	0	22.38	22.64	22.56	18.00	18.26	18.18	
		1	7	22.49	22.80	22.72	18.11	18.42	18.34	
		1	14	22.29	22.64	22.49	17.91	18.26	18.11	
		8	0	21.35	21.50	21.53	16.97	17.12	17.15	
		8	4	21.36	21.56	21.56	16.98	17.18	17.18	
		8	7	21.47	21.50	21.45	17.09	17.12	17.07	
		15	0	21.39	21.40	21.45	17.01	17.02	17.07	
	BW	Modulation	RB size	RB offset	Channel/Frequency(MHz)					
					23035/ 701.5	23095/ 707.5	23155/ 713.5	23035/ 701.5	23095/ 707.5	23155/ 713.5
5MHz	QPSK	1	0	23.81	23.69	23.70	19.43	19.31	19.32	
		1	13	23.90	23.84	23.85	19.52	19.46	19.47	
		1	24	23.79	23.66	23.69	19.41	19.28	19.31	
		12	0	22.69	22.81	22.91	18.31	18.43	18.53	
		12	6	22.72	22.81	22.90	18.34	18.43	18.52	
		12	13	22.85	22.80	22.83	18.47	18.42	18.45	
		25	0	22.75	22.79	22.84	18.37	18.41	18.46	
	16QAM	1	0	22.84	22.99	22.92	18.46	18.61	18.54	
		1	13	22.86	23.07	23.00	18.48	18.69	18.62	
		1	24	22.66	22.99	22.86	18.28	18.61	18.48	
		12	0	21.69	21.87	21.91	17.31	17.49	17.53	
		12	6	21.72	21.86	21.89	17.34	17.48	17.51	
		12	13	21.84	21.83	21.82	17.46	17.45	17.44	
		25	0	21.75	21.77	21.78	17.37	17.39	17.40	
	64QAM	1	0	22.32	22.61	22.53	17.94	18.23	18.15	
		1	13	22.47	22.79	22.70	18.09	18.41	18.32	
		1	24	22.30	22.63	22.49	17.92	18.25	18.11	
		12	0	21.35	21.53	21.55	16.97	17.15	17.17	
		12	6	21.33	21.52	21.54	16.95	17.14	17.16	
		12	13	21.45	21.46	21.42	17.07	17.08	17.04	
		25	0	21.37	21.36	21.40	16.99	16.98	17.02	
	BW	Modulation	RB	RB	Channel/Frequency(MHz)					



		size	offset	23060/ 704	23095/ 707.5	23130/ 711	23060/ 704	23095/ 707.5	23130/ 711
10MHz	QPSK	1	0	23.78	23.65	23.67	19.40	19.27	19.29
		1	25	23.89	23.80	23.83	19.51	19.42	19.45
		1	49	23.77	23.65	23.66	19.39	19.27	19.28
		25	0	22.66	22.76	22.87	18.28	18.38	18.49
		25	13	22.70	22.77	22.87	18.32	18.39	18.49
		25	25	22.82	22.75	22.79	18.44	18.37	18.41
		50	0	22.72	22.74	22.80	18.34	18.36	18.42
	16QAM	1	0	22.64	22.95	22.87	18.26	18.57	18.49
		1	25	22.82	23.05	22.96	18.44	18.67	18.58
		1	49	22.64	22.96	22.84	18.26	18.58	18.46
		25	0	21.66	21.83	21.88	17.28	17.45	17.50
		25	13	21.69	21.84	21.86	17.31	17.46	17.48
		25	25	21.81	21.78	21.78	17.43	17.40	17.40
		50	0	21.73	21.73	21.75	17.35	17.35	17.37
	64QAM	1	0	22.30	22.57	22.48	17.92	18.19	18.10
		1	25	22.43	22.77	22.66	18.05	18.39	18.28
		1	49	22.24	22.57	22.43	17.86	18.19	18.05
		25	0	21.30	21.45	21.48	16.92	17.07	17.10
		25	13	21.29	21.48	21.48	16.91	17.10	17.10
		25	25	21.42	21.41	21.38	17.04	17.03	17.00
		50	0	21.35	21.32	21.37	16.97	16.94	16.99

LTE Band 41				Maximum Output Power(dBm)			EIRP (dBm)		
BW	Modulation	RB size	RB offset	Channel/Frequency(MHz)					
				39675/ 2498.5	40620/ 2593	41565/ 2687.5	39675/ 2498.5	40620/ 2593	41565/ 2687.5
5MHz	QPSK	1	0	25.69	25.53	25.26	24.44	24.28	24.01
		1	13	25.79	25.84	25.00	24.54	24.59	23.75
		1	24	25.69	25.63	25.05	24.44	24.38	23.80
		12	0	24.81	24.74	24.51	23.56	23.49	23.26
		12	6	24.86	24.75	24.52	23.61	23.50	23.27
		12	13	24.83	24.70	24.46	23.58	23.45	23.21
		25	0	24.81	24.75	24.51	23.56	23.50	23.26
	16QAM	1	0	24.77	24.61	24.85	23.52	23.36	23.60
		1	13	24.75	24.82	24.92	23.50	23.57	23.67



		1	24	24.65	24.68	24.98	23.40	23.43	23.73
		12	0	23.73	23.58	23.93	22.48	22.33	22.68
		12	6	23.86	23.64	23.96	22.61	22.39	22.71
		12	13	23.83	23.60	24.02	22.58	22.35	22.77
		25	0	23.80	23.62	23.87	22.55	22.37	22.62
	64QAM	1	0	23.77	23.70	23.91	22.52	22.45	22.66
		1	13	23.73	23.58	23.86	22.48	22.33	22.61
		1	24	23.60	23.51	23.78	22.35	22.26	22.53
		12	0	23.34	23.32	23.40	22.09	22.07	22.15
		12	6	23.12	23.05	23.39	21.87	21.80	22.14
		12	13	23.13	23.09	23.38	21.88	21.84	22.13
		25	0	23.24	23.30	23.42	21.99	22.05	22.17
	BW	Modulation	RB size	RB offset	Channel/Frequency(MHz)				
39700/2501					40620/2593	41540/2685	39700/2501	40620/2593	41540/2685
10MHz	QPSK	1	0	25.71	25.56	25.25	24.46	24.31	24.00
		1	25	25.82	25.88	25.01	24.57	24.63	23.76
		1	49	25.71	25.66	25.04	24.46	24.41	23.79
		25	0	24.84	24.78	24.51	23.59	23.53	23.26
		25	13	24.89	24.79	24.53	23.64	23.54	23.28
		25	25	24.85	24.75	24.48	23.60	23.50	23.23
		50	0	24.85	24.79	24.52	23.60	23.54	23.27
	16QAM	1	0	24.79	24.63	24.84	23.54	23.38	23.59
		1	25	24.78	24.85	24.94	23.53	23.60	23.69
		1	49	24.68	24.71	24.98	23.43	23.46	23.73
		25	0	23.76	23.62	23.94	22.51	22.37	22.69
		25	13	23.88	23.67	23.95	22.63	22.42	22.70
		25	25	23.86	23.64	24.02	22.61	22.39	22.77
		50	0	23.83	23.66	23.88	22.58	22.41	22.63
	64QAM	1	0	23.79	23.72	23.90	22.54	22.47	22.65
		1	25	23.76	23.61	23.88	22.51	22.36	22.63
		1	49	23.59	23.54	23.78	22.34	22.29	22.53
		25	0	23.37	23.32	23.38	22.12	22.07	22.13
		25	13	23.14	23.08	23.38	21.89	21.83	22.13
		25	25	23.16	23.13	23.38	21.91	21.88	22.13
		50	0	23.27	23.34	23.39	22.02	22.09	22.14
BW	Modulation	RB	RB	Channel/Frequency(MHz)					



BW	Modulation	size	offset	39725/ 2503.5	40620/ 2593	41515/ 2682.5	39725/ 2503.5	40620/ 2593	41515/ 2682.5
				39750/ 2506	40620/ 2593	41490/ 2680	39750/ 2506	40620/ 2593	41490/ 2680
15MHz	QPSK	1	0	25.70	25.54	25.21	24.45	24.29	23.96
		1	38	25.80	25.85	25.00	24.55	24.60	23.75
		1	74	25.68	25.62	24.99	24.43	24.37	23.74
		36	0	24.82	24.75	24.47	23.57	23.50	23.22
		36	18	24.86	24.75	24.48	23.61	23.50	23.23
		36	39	24.82	24.71	24.45	23.57	23.46	23.20
		75	0	24.83	24.74	24.48	23.58	23.49	23.23
	16QAM	1	0	24.74	24.61	24.82	23.49	23.36	23.57
		1	38	24.76	24.83	24.91	23.51	23.58	23.66
		1	74	24.65	24.68	24.94	23.40	23.43	23.69
		36	0	23.73	23.59	23.92	22.48	22.34	22.67
		36	18	23.85	23.63	23.90	22.60	22.38	22.65
		36	39	23.84	23.61	23.98	22.59	22.36	22.73
		75	0	23.80	23.62	23.83	22.55	22.37	22.58
	64QAM	1	0	23.74	23.70	23.88	22.49	22.45	22.63
		1	38	23.74	23.59	23.85	22.49	22.34	22.60
		1	74	23.60	23.55	23.77	22.35	22.30	22.52
		36	0	23.36	23.33	23.37	22.11	22.08	22.12
		36	18	23.12	23.07	23.35	21.87	21.82	22.10
		36	39	23.14	23.10	23.34	21.89	21.85	22.09
		75	0	23.24	23.30	23.35	21.99	22.05	22.10
BW	Modulation	RB size	RB offset	Channel/Frequency(MHz)					
20MHz	QPSK	1	0	25.67	25.51	25.17	24.42	24.26	23.92
		1	50	25.79	25.83	24.96	24.54	24.58	23.71
		1	99	25.66	25.59	24.98	24.41	24.34	23.73
		50	0	24.79	24.71	24.42	23.54	23.46	23.17
		50	25	24.84	24.72	24.44	23.59	23.47	23.19
		50	50	24.79	24.67	24.40	23.54	23.42	23.15
		100	0	24.80	24.70	24.43	23.55	23.45	23.18
	16QAM	1	0	24.52	24.56	24.78	23.27	23.31	23.53
		1	50	24.72	24.79	24.89	23.47	23.54	23.64
		1	99	24.63	24.66	24.91	23.38	23.41	23.66
		50	0	23.70	23.56	23.88	22.45	22.31	22.63



		50	25	23.82	23.60	23.88	22.57	22.35	22.63
		50	50	23.81	23.57	23.93	22.56	22.32	22.68
		100	0	23.78	23.59	23.79	22.53	22.34	22.54
	64QAM	1	0	23.72	23.65	23.84	22.47	22.40	22.59
		1	50	23.70	23.55	23.83	22.45	22.30	22.58
		1	99	23.54	23.49	23.71	22.29	22.24	22.46
		50	0	23.31	23.26	23.42	22.06	22.01	22.17
		50	25	23.08	23.01	23.31	21.83	21.76	22.06
		50	50	23.11	23.06	23.29	21.86	21.81	22.04
100	0	23.22	23.27	23.46	21.97	22.02	22.21		

LTE Band 66				Maximum Output Power(dBm)			EIRP (dBm)		
BW	Modulation	RB size	RB offset	Channel/Frequency(MHz)					
				131979/ 1710.7	132322/ 1745	132665/ 1779.3	131979/ 1710.7	132322/ 1745	132665/ 1779.3
1.4MHz	QPSK	1	0	22.53	22.39	22.37	21.58	21.44	21.42
		1	2	22.75	22.67	22.70	21.80	21.72	21.75
		1	5	22.60	22.50	22.45	21.65	21.55	21.50
		3	0	22.55	22.64	22.61	21.60	21.69	21.66
		3	2	22.66	22.62	22.57	21.71	21.67	21.62
		3	3	22.72	22.57	22.58	21.77	21.62	21.63
		6	0	21.69	21.71	21.69	20.74	20.76	20.74
	16QAM	1	0	22.25	22.17	22.31	21.30	21.22	21.36
		1	2	22.23	22.22	22.24	21.28	21.27	21.29
		1	5	22.09	22.03	22.15	21.14	21.08	21.20
		3	0	21.65	21.56	21.69	20.70	20.61	20.74
		3	2	21.69	21.61	21.73	20.74	20.66	20.78
		3	3	21.66	21.61	21.71	20.71	20.66	20.76
		6	0	20.67	20.58	20.72	19.72	19.63	19.77
	64QAM	1	0	20.82	20.74	20.96	19.87	19.79	20.01
		1	2	20.86	20.82	20.93	19.91	19.87	19.98
		1	5	20.80	20.78	20.85	19.85	19.83	19.90
		3	0	20.59	20.54	20.63	19.64	19.59	19.68
		3	2	20.60	20.52	20.67	19.65	19.57	19.72
		3	3	20.61	20.56	20.65	19.66	19.61	19.70
		6	0	19.64	19.60	19.72	18.69	18.65	18.77



BW	Modulation	RB size	RB offset	Channel/Frequency(MHz)					
				131987/ 1711.5	132322/ 1745	132657/ 1778.5	131987/ 1711.5	132322/ 1745	132657/ 1778.5
3MHz	QPSK	1	0	22.55	22.43	22.40	21.60	21.48	21.45
		1	7	22.73	22.70	22.74	21.78	21.75	21.79
		1	14	22.63	22.55	22.49	21.68	21.60	21.54
		8	0	21.65	21.76	21.74	20.70	20.81	20.79
		8	4	21.78	21.72	21.69	20.83	20.77	20.74
		8	7	21.82	21.68	21.68	20.87	20.73	20.73
		15	0	21.69	21.75	21.72	20.74	20.80	20.77
	16QAM	1	0	22.28	22.19	22.34	21.33	21.24	21.39
		1	7	22.26	22.22	22.28	21.31	21.27	21.33
		1	14	22.11	22.07	22.18	21.16	21.12	21.23
		8	0	20.76	20.69	20.81	19.81	19.74	19.86
		8	4	20.80	20.74	20.85	19.85	19.79	19.90
		8	7	20.76	20.73	20.84	19.81	19.78	19.89
		15	0	20.70	20.62	20.75	19.75	19.67	19.80
	64QAM	1	0	20.85	20.76	20.99	19.90	19.81	20.04
		1	7	20.89	20.82	20.95	19.94	19.87	20.00
		1	14	20.82	20.77	20.88	19.87	19.82	19.93
		8	0	19.70	19.67	19.75	18.75	18.72	18.80
		8	4	19.71	19.65	19.79	18.76	18.70	18.84
		8	7	19.71	19.68	19.78	18.76	18.73	18.83
		15	0	19.67	19.64	19.75	18.72	18.69	18.80
BW	Modulation	RB size	RB offset	Channel/Frequency(MHz)					
				131997/ 1712.5	132322/ 1745	132647/ 1777.5	131997/ 1712.5	132322/ 1745	132647/ 1777.5
5MHz	QPSK	1	0	22.52	22.41	22.36	21.57	21.46	21.41
		1	13	22.71	22.66	22.71	21.76	21.71	21.76
		1	24	22.60	22.50	22.45	21.65	21.55	21.50
		12	0	21.62	21.71	21.70	20.67	20.76	20.75
		12	6	21.76	21.68	21.64	20.81	20.73	20.69
		12	13	21.80	21.66	21.64	20.85	20.71	20.69
		25	0	21.69	21.74	21.70	20.74	20.79	20.75
	16QAM	1	0	22.25	22.15	22.31	21.30	21.20	21.36
		1	13	22.23	22.20	22.25	21.28	21.25	21.30
		1	24	22.08	22.05	22.14	21.13	21.10	21.19





		12	0	20.74	20.65	20.78	19.79	19.70	19.83	
		12	6	20.77	20.69	20.81	19.82	19.74	19.86	
		12	13	20.73	20.68	20.80	19.78	19.73	19.85	
		25	0	20.68	20.58	20.70	19.73	19.63	19.75	
	64QAM	1	0	20.82	20.76	20.96	19.87	19.81	20.01	
		1	13	20.86	20.84	20.92	19.91	19.89	19.97	
		1	24	20.83	20.75	20.84	19.88	19.80	19.89	
		12	0	19.68	19.63	19.76	18.73	18.68	18.81	
		12	6	19.68	19.60	19.75	18.73	18.65	18.80	
		12	13	19.68	19.63	19.74	18.73	18.68	18.79	
		25	0	19.65	19.60	19.70	18.70	18.65	18.75	
	BW	Modulation	RB size	RB offset	Channel/Frequency(MHz)					
					132022/ 1715	132322/ 1745	132622/ 1775	132022/ 1715	132322/ 1745	132622/ 1775
10MHz	QPSK	1	0	22.54	22.42	22.39	21.59	21.47	21.44	
		1	25	22.74	22.71	22.75	21.79	21.76	21.80	
		1	49	22.62	22.54	22.48	21.67	21.59	21.53	
		25	0	21.65	21.76	21.74	20.70	20.81	20.79	
		25	13	21.79	21.73	21.68	20.84	20.78	20.73	
		25	25	21.82	21.70	21.69	20.87	20.75	20.74	
		50	0	21.73	21.76	21.74	20.78	20.81	20.79	
	16QAM	1	0	22.27	22.18	22.33	21.32	21.23	21.38	
		1	25	22.26	22.24	22.28	21.31	21.29	21.33	
		1	49	22.11	22.07	22.17	21.16	21.12	21.22	
		25	0	20.77	20.70	20.82	19.82	19.75	19.87	
		25	13	20.79	20.73	20.84	19.84	19.78	19.89	
		25	25	20.76	20.73	20.84	19.81	19.78	19.89	
		50	0	20.71	20.63	20.74	19.76	19.68	19.79	
	64QAM	1	0	20.84	20.75	20.98	19.89	19.80	20.03	
		1	25	20.89	20.84	20.95	19.94	19.89	20.00	
		1	49	20.82	20.77	20.87	19.87	19.82	19.92	
		25	0	19.71	19.68	19.76	18.76	18.73	18.81	
		25	13	19.70	19.64	19.78	18.75	18.69	18.83	
		25	25	19.71	19.68	19.78	18.76	18.73	18.83	
		50	0	19.68	19.65	19.74	18.73	18.70	18.79	
	BW	Modulation	RB size	RB offset	Channel/Frequency(MHz)					
					132047/ 1715	132322/ 1745	132597/ 1775	132047/ 1715	132322/ 1745	132597/ 1775



BW	Modulation	RB size	RB offset	Channel/Frequency(MHz)					
				132072/ 1720	132322/ 1745	132572/ 1770	132072/ 1720	132322/ 1745	132572/ 1770
15MHz	QPSK			1717.5	1745	1772.5	1717.5	1745	1772.5
		1	0	22.53	22.38	22.37	21.58	21.43	21.42
		1	38	22.72	22.70	22.72	21.77	21.75	21.77
		1	74	22.59	22.49	22.44	21.64	21.54	21.49
		36	0	21.63	21.72	21.71	20.68	20.77	20.76
		36	18	21.76	21.68	21.64	20.81	20.73	20.69
		36	39	21.79	21.67	21.65	20.84	20.72	20.70
	75	0	21.71	21.72	21.69	20.76	20.77	20.74	
	16QAM	1	0	22.22	22.16	22.31	21.27	21.21	21.36
		1	38	22.24	22.21	22.26	21.29	21.26	21.31
		1	74	22.08	22.03	22.14	21.13	21.08	21.19
		36	0	20.74	20.68	20.79	19.79	19.73	19.84
		36	18	20.76	20.68	20.80	19.81	19.73	19.85
		36	39	20.74	20.69	20.81	19.79	19.74	19.86
		75	0	20.68	20.58	20.70	19.73	19.63	19.75
	64QAM	1	0	20.79	20.73	20.96	19.84	19.78	20.01
		1	38	20.87	20.81	20.93	19.92	19.86	19.98
		1	74	20.83	20.76	20.88	19.88	19.81	19.93
		36	0	19.70	19.70	19.77	18.75	18.75	18.82
		36	18	19.68	19.61	19.77	18.73	18.66	18.82
		36	39	19.69	19.64	19.75	18.74	18.69	18.80
75		0	19.65	19.60	19.70	18.70	18.65	18.75	
20MHz	QPSK	1	0	22.50	22.34	22.34	21.55	21.39	21.39
		1	50	22.71	22.66	22.70	21.76	21.71	21.75
		1	99	22.57	22.48	22.41	21.62	21.53	21.46
		50	0	21.60	21.67	21.67	20.65	20.72	20.72
		50	25	21.74	21.64	21.61	20.79	20.69	20.66
		50	50	21.76	21.62	21.61	20.81	20.67	20.66
		100	0	21.68	21.67	21.65	20.73	20.72	20.70
	16QAM	1	0	22.21	22.12	22.26	21.26	21.17	21.31
		1	50	22.20	22.19	22.22	21.25	21.24	21.27
		1	99	22.06	22.00	22.12	21.11	21.05	21.17
		50	0	20.71	20.64	20.76	19.76	19.69	19.81
		50	25	20.73	20.66	20.77	19.78	19.71	19.82



		50	50	20.71	20.64	20.77	19.76	19.69	19.82
		100	0	20.66	20.54	20.67	19.71	19.59	19.72
	64QAM	1	0	20.77	20.69	20.91	19.82	19.74	19.96
		1	50	20.83	20.79	20.89	19.88	19.84	19.94
		1	99	20.77	20.70	20.82	19.82	19.75	19.87
		50	0	19.65	19.62	19.70	18.70	18.67	18.75
		50	25	19.64	19.57	19.71	18.69	18.62	18.76
		50	50	19.66	19.59	19.71	18.71	18.64	18.76
		100	0	19.63	19.56	19.67	18.68	18.61	18.72

LTE Band 71				Maximum Output Power(dBm)			ERP (dBm)		
BW	Modulation	RB size	RB offset	Channel/Frequency(MHz)					
				133147/ 665.5	133297/ 680.5	133447/ 695.5	133147/ 665.5	133297/ 680.5	133447/ 695.5
5MHz	QPSK	1	0	23.57	23.64	23.54	18.03	18.10	18.00
		1	13	23.86	23.85	23.87	18.32	18.31	18.33
		1	24	23.68	23.79	23.73	18.14	18.25	18.19
		12	0	22.63	22.54	22.76	17.09	17.00	17.22
		12	6	22.64	22.56	22.75	17.10	17.02	17.21
		12	13	23.02	22.74	22.85	17.48	17.20	17.31
		25	0	22.80	22.68	22.82	17.26	17.14	17.28
	16QAM	1	0	23.15	22.50	22.42	17.61	16.96	16.88
		1	13	23.13	22.77	22.68	17.59	17.23	17.14
		1	24	22.90	22.61	22.52	17.36	17.07	16.98
		12	0	21.57	21.45	21.76	16.03	15.91	16.22
		12	6	21.62	21.49	21.79	16.08	15.95	16.25
		12	13	21.97	21.69	21.87	16.43	16.15	16.33
		25	0	21.78	21.64	21.79	16.24	16.10	16.25
	64QAM	1	0	22.57	22.27	22.12	17.03	16.73	16.58
		1	13	22.79	22.46	22.39	17.25	16.92	16.85
		1	24	22.57	22.30	22.16	17.03	16.76	16.62
		12	0	21.34	21.19	21.53	15.80	15.65	15.99
		12	6	21.34	21.19	21.46	15.80	15.65	15.92
		12	13	21.66	21.38	21.55	16.12	15.84	16.01
		25	0	21.48	21.33	21.49	15.94	15.79	15.95
BW	Modulation	RB	RB	Channel/Frequency(MHz)					



		size	offset	133172/ 668	133297/ 680.5	133422/ 693	133172/ 668	133297/ 680.5	133422/ 693
10MHz	QPSK	1	0	23.59	23.65	23.57	18.05	18.11	18.03
		1	25	23.89	23.90	23.91	18.35	18.36	18.37
		1	49	23.70	23.83	23.76	18.16	18.29	18.22
		25	0	22.66	22.59	22.80	17.12	17.05	17.26
		25	13	22.67	22.61	22.79	17.13	17.07	17.25
		25	25	23.04	22.78	22.90	17.50	17.24	17.36
		50	0	22.84	22.70	22.86	17.30	17.16	17.32
	16QAM	1	0	23.17	22.53	22.44	17.63	16.99	16.90
		1	25	23.16	22.81	22.71	17.62	17.27	17.17
		1	49	22.93	22.63	22.55	17.39	17.09	17.01
		25	0	21.60	21.50	21.80	16.06	15.96	16.26
		25	13	21.64	21.53	21.82	16.10	15.99	16.28
		25	25	22.00	21.74	21.91	16.46	16.20	16.37
		50	0	21.81	21.69	21.83	16.27	16.15	16.29
	64QAM	1	0	22.59	22.26	22.14	17.05	16.72	16.60
		1	13	22.82	22.46	22.42	17.28	16.92	16.88
		1	24	22.56	22.32	22.19	17.02	16.78	16.65
		12	0	21.37	21.24	21.53	15.83	15.70	15.99
		12	6	21.36	21.23	21.49	15.82	15.69	15.95
		12	13	21.69	21.43	21.59	16.15	15.89	16.05
		25	0	21.51	21.38	21.53	15.97	15.84	15.99
BW	Modulation	RB size	RB offset	Channel/Frequency(MHz)					
				133197/ 670.5	133297/ 680.5	133397/ 690.5	133197/ 670.5	133297/ 680.5	133397/ 690.5
15MHz	QPSK	1	0	23.58	23.61	23.55	18.04	18.07	18.01
		1	38	23.87	23.89	23.88	18.33	18.35	18.34
		1	74	23.67	23.78	23.72	18.13	18.24	18.18
		36	0	22.64	22.55	22.77	17.10	17.01	17.23
		36	18	22.64	22.56	22.75	17.10	17.02	17.21
		36	39	23.01	22.75	22.86	17.47	17.21	17.32
		75	0	22.82	22.66	22.81	17.28	17.12	17.27
	16QAM	1	0	23.12	22.51	22.42	17.58	16.97	16.88
		1	38	23.14	22.78	22.69	17.60	17.24	17.15
		1	74	22.90	22.59	22.52	17.36	17.05	16.98
		36	0	21.57	21.48	21.77	16.03	15.94	16.23



BW	Modulation	RB size	RB offset	Channel/Frequency(MHz)						
				133222/ 673	133322/ 683	133372/ 688	133222/ 673	133322/ 683	133372/ 688	
20MHz	64QAM	36	18	21.61	21.48	21.78	16.07	15.94	16.24	
		36	39	21.98	21.70	21.88	16.44	16.16	16.34	
		75	0	21.78	21.64	21.79	16.24	16.10	16.25	
		1	0	22.54	22.24	22.12	17.00	16.70	16.58	
		1	13	22.80	22.43	22.40	17.26	16.89	16.86	
		1	24	22.57	22.31	22.20	17.03	16.77	16.66	
		12	0	21.36	21.26	21.54	15.82	15.72	16.00	
		12	6	21.34	21.20	21.48	15.80	15.66	15.94	
		12	13	21.67	21.39	21.56	16.13	15.85	16.02	
	25	0	21.48	21.33	21.49	15.94	15.79	15.95		
	20MHz	QPSK	1	0	23.55	23.57	23.52	18.01	18.03	17.98
			1	50	23.86	23.85	23.86	18.32	18.31	18.32
			1	99	23.65	23.77	23.69	18.11	18.23	18.15
			50	0	22.61	22.50	22.73	17.07	16.96	17.19
			50	25	22.62	22.52	22.72	17.08	16.98	17.18
			50	50	22.98	22.70	22.82	17.44	17.16	17.28
			100	0	22.79	22.61	22.77	17.25	17.07	17.23
		16QAM	1	0	22.79	22.47	22.37	17.25	16.93	16.83
			1	50	23.10	22.76	22.65	17.56	17.22	17.11
			1	99	22.88	22.56	22.50	17.34	17.02	16.96
			50	0	21.54	21.44	21.74	16.00	15.90	16.20
			50	25	21.58	21.46	21.75	16.04	15.92	16.21
			50	50	21.95	21.65	21.84	16.41	16.11	16.30
			100	0	21.76	21.60	21.76	16.22	16.06	16.22
64QAM		1	0	22.52	22.20	22.07	16.98	16.66	16.53	
		1	13	22.76	22.41	22.36	17.22	16.87	16.82	
		1	24	22.51	22.25	22.14	16.97	16.71	16.60	
		12	0	21.31	21.18	21.47	15.77	15.64	15.93	
		12	6	21.30	21.16	21.42	15.76	15.62	15.88	
		12	13	21.64	21.34	21.52	16.10	15.80	15.98	
		25	0	21.46	21.29	21.46	15.92	15.75	15.92	

## 5.2 Occupied Bandwidth

### Ambient condition

Temperature	Relative humidity	Pressure
23°C ~25°C	45%~50%	101.5kPa

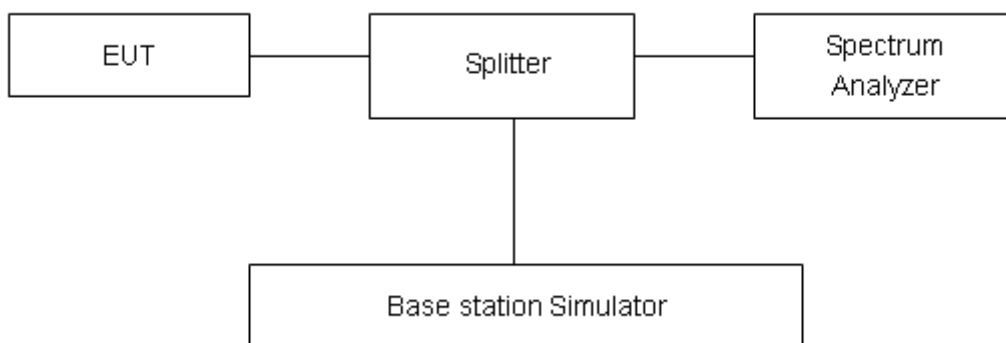
### Method of Measurement

The EUT was connected to Spectrum Analyzer and Base Station Simulator via power Splitter. The occupied bandwidth is measured using spectrum analyzer.

RBW is set to  $\geq 1\%EBW$ , VBW is set to 3x RBW.

99% power and -26dBc occupied bandwidths are recorded. Spectrum analyzer plots are included on the following pages.

### Test Setup



### Limits

No specific occupied bandwidth requirements in part 2.1049.

### Measurement Uncertainty

The assessed measurement uncertainty to ensure 95% confidence level for the normal distribution is with the coverage factor  $k = 2$ ,  $U=624\text{Hz}$ .



**Test Result**

Mode	Channel	Frequency (MHz)	99% Power Bandwidth (MHz)	-26dBc Bandwidth(MHz)
WCDMA Band IV (RMC)	1312	1712.4	4.176	4.700
	1413	1732.6	4.176	4.691
	1513	1752.6	4.174	4.680

LTE Band 4						
RB	Modulation	Bandwidth (MHz)	Channel	Frequency (MHz)	99% Power Bandwidth(MHz)	-26dBc Bandwidth(MHz)
100%	QPSK	1.4	19957	1710.7	1.099	1.290
			20175	1732.5	1.087	1.295
			20393	1754.3	1.097	1.300
		3	19965	1711.5	2.687	2.944
			20175	1732.5	2.695	2.920
			20385	1753.5	2.693	2.927
		5	19975	1712.5	4.515	4.885
			20175	1732.5	4.505	4.893
			20375	1752.5	4.499	4.900
		10	20000	1715	8.986	9.714
			20175	1732.5	8.987	9.672
			20350	1750	9.014	9.752
		15	20025	1717.5	13.460	14.678
			20175	1732.5	13.464	14.581
			20325	1747.5	13.452	14.497
		20	20050	1720	17.956	19.348
			20175	1732.5	17.944	19.223
			20300	1745	17.962	19.311
	16QAM	1.4	19957	1710.7	1.094	1.295
			20175	1732.5	1.102	1.271
			20393	1754.3	1.091	1.281
		3	19965	1711.5	2.681	2.917
			20175	1732.5	2.683	2.947
			20385	1753.5	2.686	2.929
		5	19975	1712.5	4.531	4.907
			20175	1732.5	4.504	4.929
			20375	1752.5	4.497	4.892
10		20000	1715	8.993	9.693	
		20175	1732.5	9.003	9.706	
		20350	1750	8.989	9.697	



		15	20025	1717.5	13.467	14.500
			20175	1732.5	13.467	14.446
			20325	1747.5	13.478	14.391
		20	20050	1720	17.964	19.261
			20175	1732.5	17.955	19.385
			20300	1745	17.941	19.180
	64QAM	1.4	19957	1710.7	1.097	1.286
			20175	1732.5	1.096	1.307
			20393	1754.3	1.094	1.274
		3	19965	1711.5	2.685	2.901
			20175	1732.5	2.692	2.904
			20385	1753.5	2.685	2.912
		5	19975	1712.5	4.511	4.929
			20175	1732.5	4.503	4.919
			20375	1752.5	4.507	4.925
		10	20000	1715	8.975	9.712
			20175	1732.5	8.999	9.669
			20350	1750	9.001	9.649
		15	20025	1717.5	13.475	14.641
			20175	1732.5	13.474	14.613
			20325	1747.5	13.513	14.572
		20	20050	1720	17.969	19.263
			20175	1732.5	17.968	19.234
			20300	1745	17.981	19.376

LTE Band 12						
RB	Modulation	Bandwidth (MHz)	Channel	Frequency (MHz)	99% Power Bandwidth(MHz)	-26dBc Bandwidth(MHz)
100%	QPSK	1.4	23017	699.7	1.099	1.294
			23095	707.5	1.091	1.285
			23173	715.3	1.089	1.301
		3	23025	700.5	2.684	2.925
			23095	707.5	2.693	2.907
			23165	714.5	2.683	2.930
		5	23035	701.5	4.526	5.227
			23095	707.5	4.523	5.043
			23155	713.5	4.522	5.139
		10	23060	704	8.990	9.940
			23095	707.5	8.999	9.992
			23130	711	9.007	9.899





	16QAM	1.4	23017	699.7	1.092	1.299
			23095	707.5	1.095	1.283
			23173	715.3	1.092	1.285
		3	23025	700.5	2.689	2.933
			23095	707.5	2.688	2.909
			23165	714.5	2.698	2.908
		5	23035	701.5	4.548	5.087
			23095	707.5	4.515	5.166
			23155	713.5	4.505	5.097
		10	23060	704	8.995	9.934
			23095	707.5	8.989	9.965
			23130	711	9.029	9.969
	64QAM	1.4	23017	699.7	1.097	1.278
			23095	707.5	1.100	1.297
			23173	715.3	1.094	1.269
		3	23025	700.5	2.689	2.937
			23095	707.5	2.683	2.906
			23165	714.5	2.685	2.912
		5	23035	701.5	4.524	5.106
			23095	707.5	4.516	5.095
			23155	713.5	4.502	5.076
		10	23060	704	8.972	10.007
			23095	707.5	9.017	9.986
			23130	711	9.005	9.988

LTE Band 41						
RB	Modulation	Bandwidth (MHz)	Channel	Frequency (MHz)	99% Power Bandwidth(MHz)	-26dBc Bandwidth(MHz)
100%	QPSK	5	39675	2498.5	4.504	4.835
			40620	2593	4.508	4.846
			41565	2687.5	4.523	4.853
		10	39700	2501	8.989	9.813
			40620	2593	9.000	9.755
			41540	2685	9.014	10.261
		15	39725	2503.5	13.439	14.743
			40620	2593	13.492	15.101
			41515	2682.5	13.519	14.864
		20	39750	2506	17.931	19.074
			40620	2593	17.949	19.040
			41490	2680	17.972	19.007



	16QAM	5	39675	2498.5	4.498	4.868
			40620	2593	4.485	4.904
			41565	2687.5	4.498	4.886
		10	39700	2501	8.984	9.589
			40620	2593	8.986	10.914
			41540	2685	9.026	9.813
		15	39725	2503.5	13.495	14.389
			40620	2593	13.506	14.364
			41515	2682.5	13.490	14.509
		20	39750	2506	17.906	19.750
			40620	2593	17.946	19.159
			41490	2680	18.007	19.098
	64QAM	5	39675	2498.5	4.509	5.076
			40620	2593	4.501	4.915
			41565	2687.5	4.519	4.864
		10	39700	2501	8.993	9.698
			40620	2593	8.959	9.551
			41540	2685	8.999	9.787
		15	39725	2503.5	13.458	14.478
			40620	2593	13.441	14.562
			41515	2682.5	13.501	14.766
		20	39750	2506	17.938	19.372
			40620	2593	17.905	19.290
			41490	2680	17.987	19.362

LTE Band 66						
RB	Modulation	Bandwidth (MHz)	Channel	Frequency (MHz)	99% Power Bandwidth(MHz)	-26dBc Bandwidth(MHz)
100%	QPSK	1.4	131979	1710.7	1.096	1.282
			132322	1745	1.094	1.279
			132665	1779.3	1.098	1.291
		3	131987	1711.5	2.694	2.939
			132322	1745	2.688	2.933
			132657	1778.5	2.700	2.911
		5	131997	1712.5	4.512	5.169
			132322	1745	4.518	5.079
			132647	1777.5	4.536	5.084
		10	132022	1715	8.993	9.856
			132322	1745	9.008	10.058
			132622	1775	8.995	9.931



		15	132047	1717.5	13.451	14.821
			132322	1745	13.477	14.954
			132597	1772.5	13.470	14.931
		20	132072	1720	17.972	19.474
			132322	1745	18.029	19.610
			132572	1770	18.019	19.501
	16QAM	1.4	131979	1710.7	1.092	1.265
			132322	1745	1.090	1.289
			132665	1779.3	1.088	1.270
		3	131987	1711.5	2.692	2.924
			132322	1745	2.687	2.907
			132657	1778.5	2.693	2.910
		5	131997	1712.5	4.529	5.121
			132322	1745	4.532	5.120
			132647	1777.5	4.514	5.126
		10	132022	1715	9.016	9.910
			132322	1745	9.006	10.036
			132622	1775	9.017	10.050
		15	132047	1717.5	13.501	14.869
			132322	1745	13.470	14.984
			132597	1772.5	13.485	14.907
		20	132072	1720	17.960	19.590
			132322	1745	18.004	19.566
			132572	1770	18.026	19.542
	64QAM	1.4	131979	1710.7	1.095	1.299
			132322	1745	1.099	1.288
			132665	1779.3	1.093	1.267
		3	131987	1711.5	2.685	2.911
			132322	1745	2.686	2.917
			132657	1778.5	2.689	2.946
5		131997	1712.5	4.517	5.178	
		132322	1745	4.520	5.133	
		132647	1777.5	4.542	5.119	
10		132022	1715	8.981	9.825	
		132322	1745	9.033	10.009	
		132622	1775	8.991	10.038	
15		132047	1717.5	13.499	14.961	
		132322	1745	13.517	14.955	
		132597	1772.5	13.479	14.883	
20		132072	1720	18.007	19.689	



			132322	1745	17.994	19.708
			132572	1770	17.988	19.878

LTE Band 71						
RB	Modulation	Bandwidth (MHz)	Channel	Frequency (MHz)	99% Power Bandwidth(MHz)	-26dBc Bandwidth(MHz)
100%	QPSK	5	133147	665.5	4.510	5.045
			133297	680.5	4.520	5.095
			133447	695.5	4.520	5.133
		10	133172	668	8.949	9.907
			133297	680.5	9.028	10.091
			133422	693	9.005	10.148
		15	133197	670.5	13.454	14.915
			133297	680.5	13.433	14.762
			133397	690.5	13.525	15.204
		20	133222	673	17.982	19.458
			133322	683	17.913	19.364
			133372	688	17.973	19.403
	16QAM	5	133147	665.5	4.505	5.157
			133297	680.5	4.526	5.118
			133447	695.5	4.537	5.187
		10	133172	668	8.979	9.940
			133297	680.5	8.998	10.122
			133422	693	9.007	10.003
		15	133197	670.5	13.435	14.906
			133297	680.5	13.451	14.836
			133397	690.5	13.503	14.893
		20	133222	673	17.977	19.476
			133322	683	17.888	19.446
			133372	688	17.964	19.663
	64QAM	5	133147	665.5	4.521	5.191
			133297	680.5	4.509	5.149
			133447	695.5	4.526	5.126
		10	133172	668	9.002	9.824
			133297	680.5	8.979	9.908
			133422	693	9.001	9.899
		15	133197	670.5	13.462	14.925
			133297	680.5	13.471	14.750
			133397	690.5	13.481	14.946
		20	133222	673	18.002	19.669



			133322	683	17.988	19.699
			133372	688	17.953	19.882



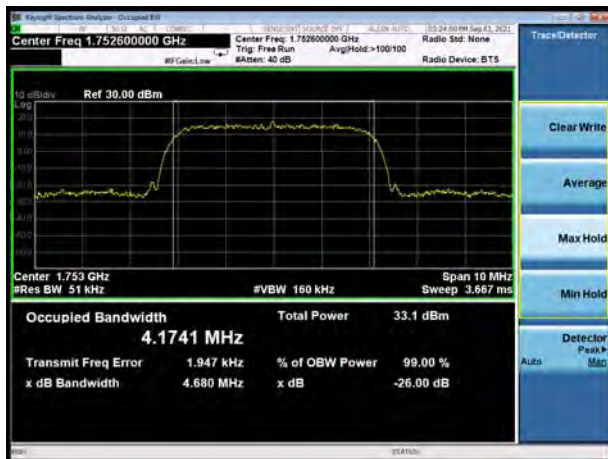
### WCDMA Band IV CH-Low



### WCDMA Band IV CH Middle

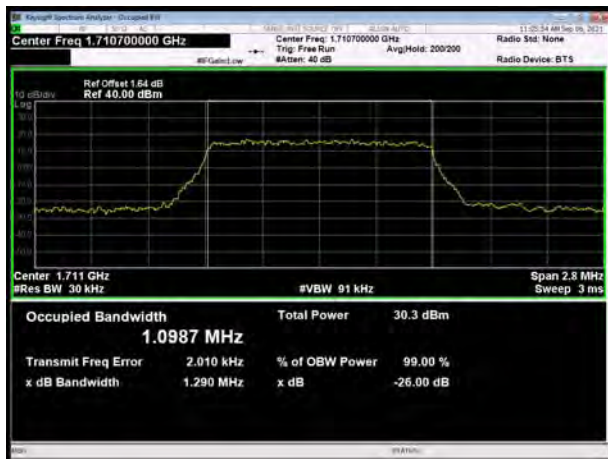


### WCDMA Band IV CH High

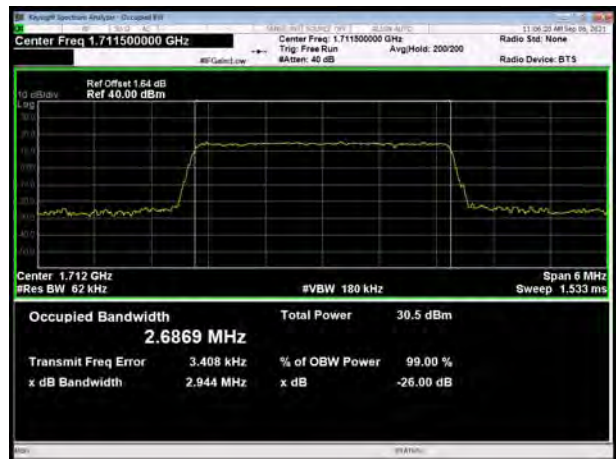




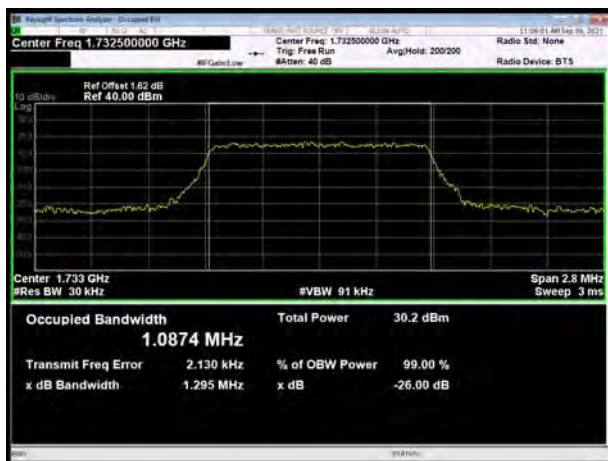
### LTE Band 4 QPSK 1.4MHz CH-Low



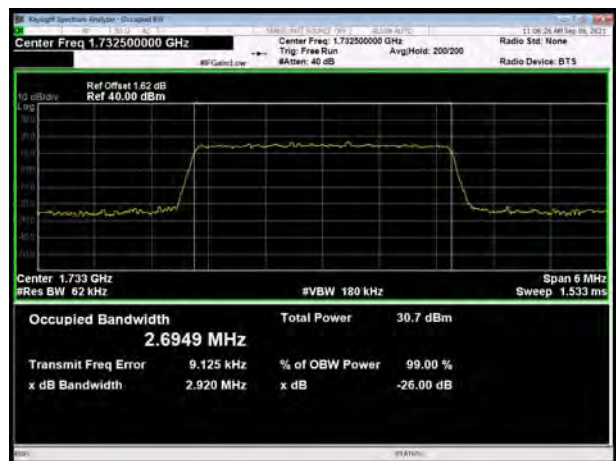
### LTE Band 4 QPSK 3MHz CH-Low



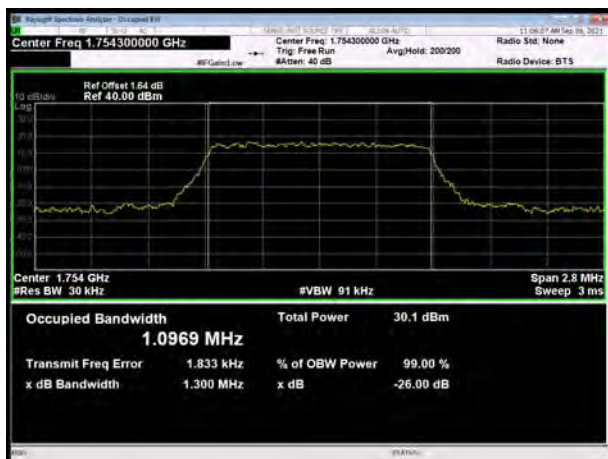
### LTE Band 4 QPSK 1.4MHz CH-Middle



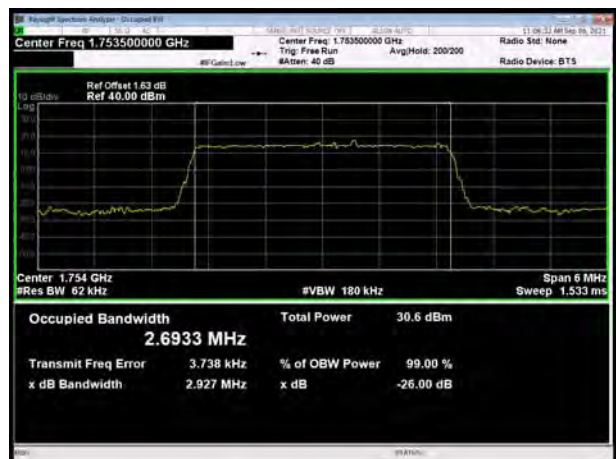
### LTE Band 4 QPSK 3MHz CH-Middle



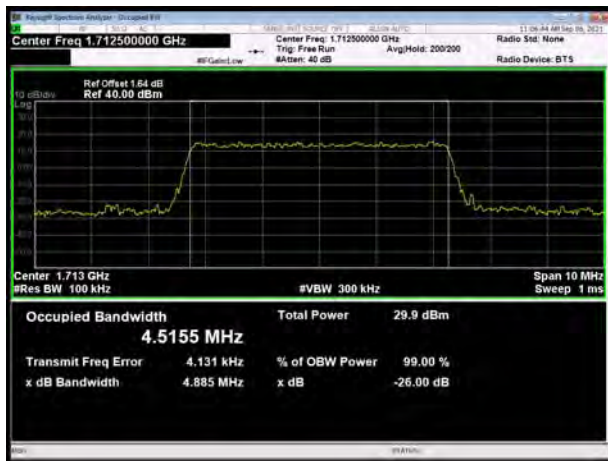
### LTE Band 4 QPSK 1.4MHz CH-High



### LTE Band 4 QPSK 3MHz CH-High



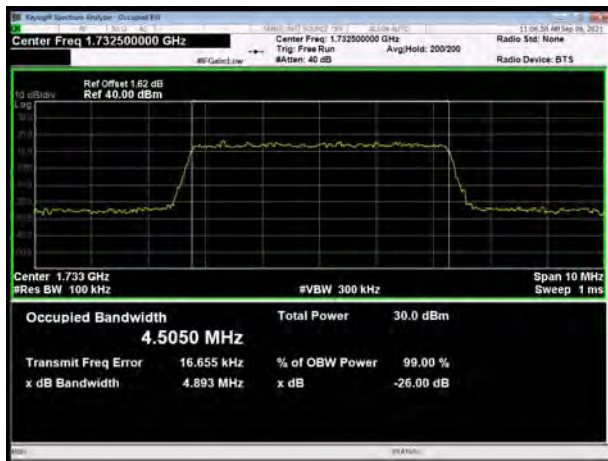
LTE Band 4 QPSK 5MHz CH-Low



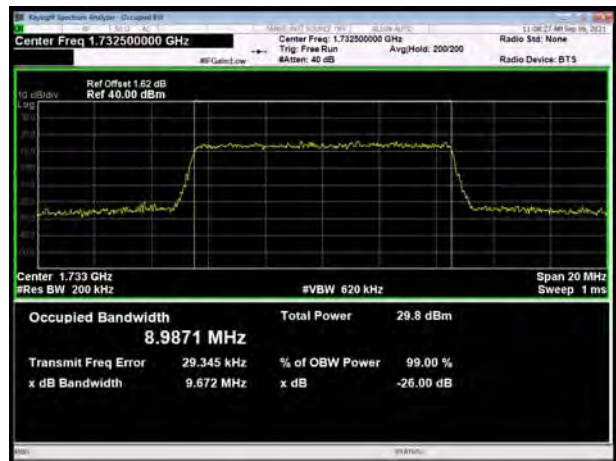
LTE Band 4 QPSK 10MHz CH-Low



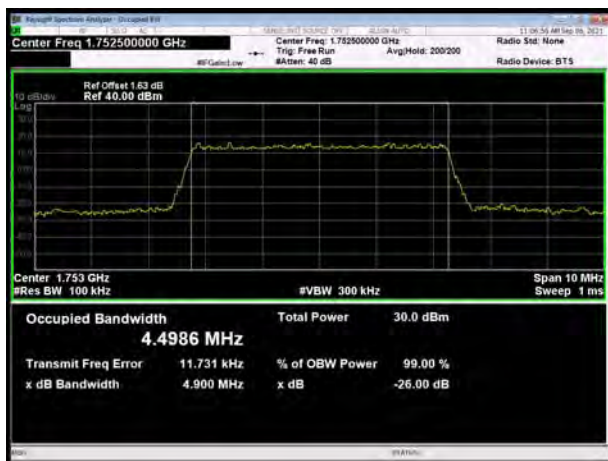
LTE Band 4 QPSK 5MHz CH-Middle



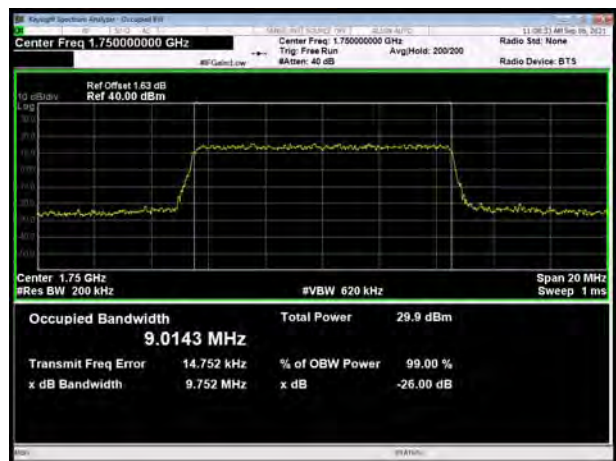
LTE Band 4 QPSK 10MHz CH-Middle



LTE Band 4 QPSK 5MHz CH-High



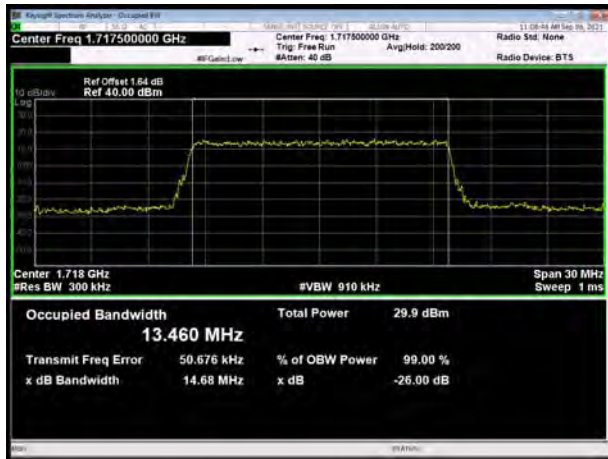
LTE Band 4 QPSK 10MHz CH-High



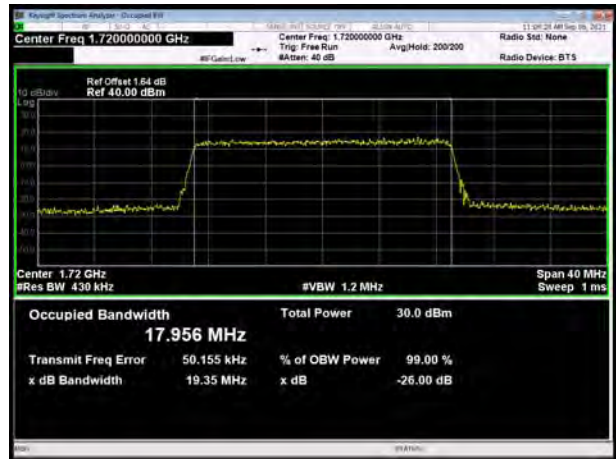




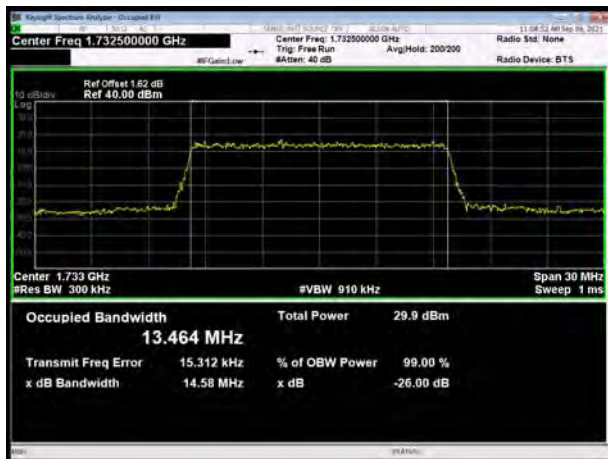
### LTE Band 4 QPSK 15MHz CH-Low



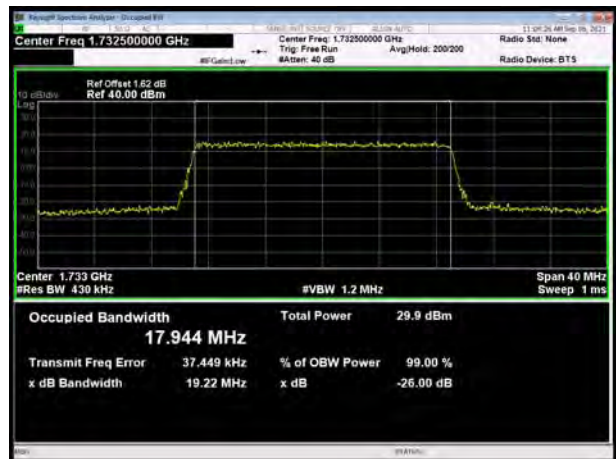
### LTE Band 4 QPSK 20MHz CH-Low



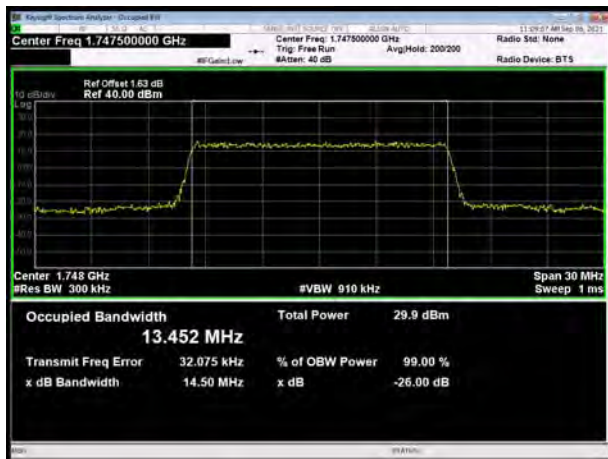
### LTE Band 4 QPSK 15MHz CH-Middle



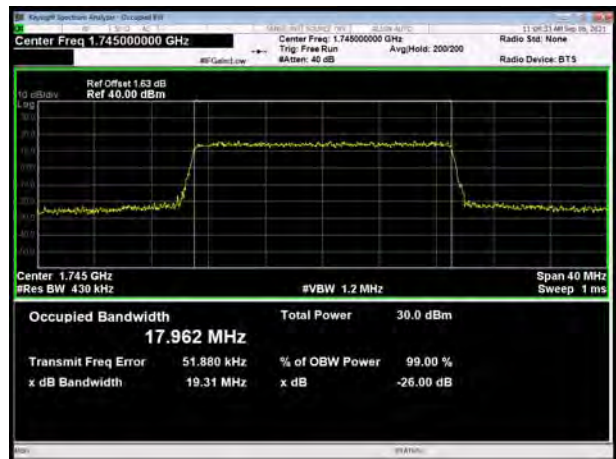
### LTE Band 4 QPSK 20MHz CH-Middle



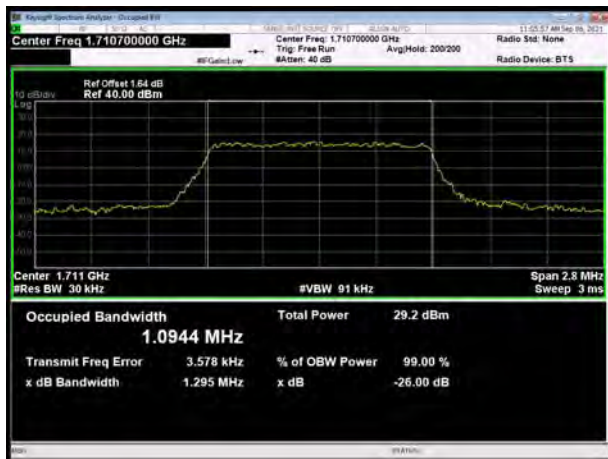
### LTE Band 4 QPSK 15MHz CH-High



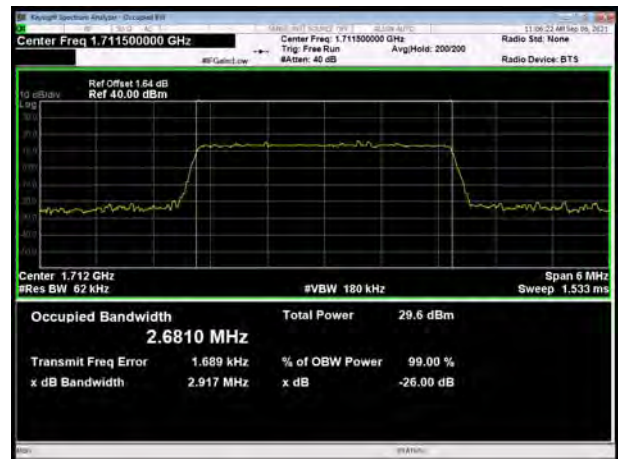
### LTE Band 4 QPSK 20MHz CH-High



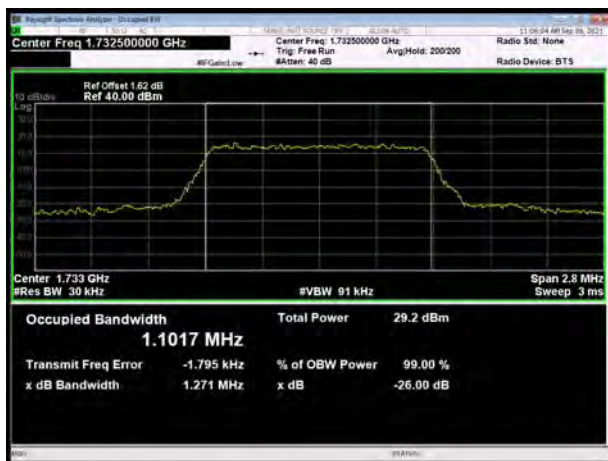
LTE Band 4 16QAM 1.4MHz CH-Low



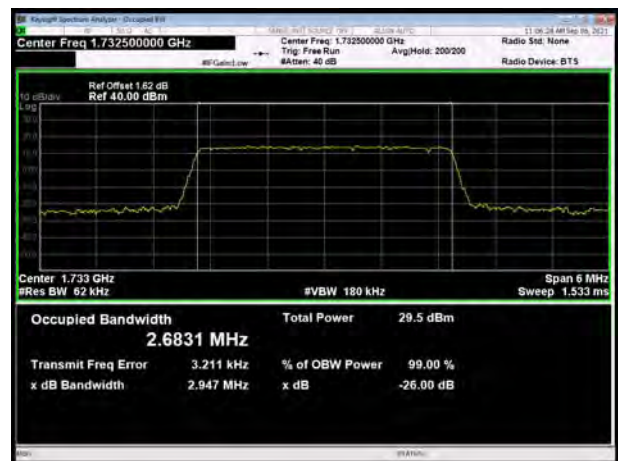
LTE Band 4 16QAM 3MHz CH-Low



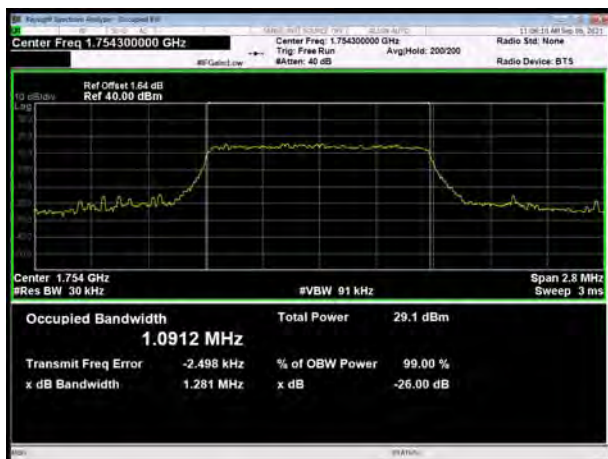
LTE Band 4 16QAM 1.4MHz CH-Middle



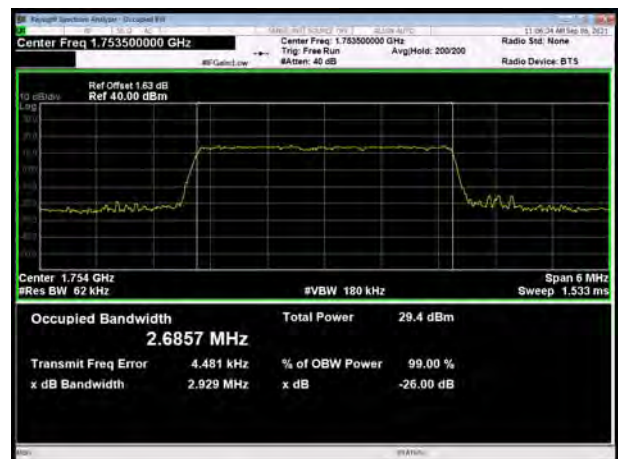
LTE Band 4 16QAM 3MHz CH-Middle



LTE Band 4 16QAM 1.4MHz CH-High

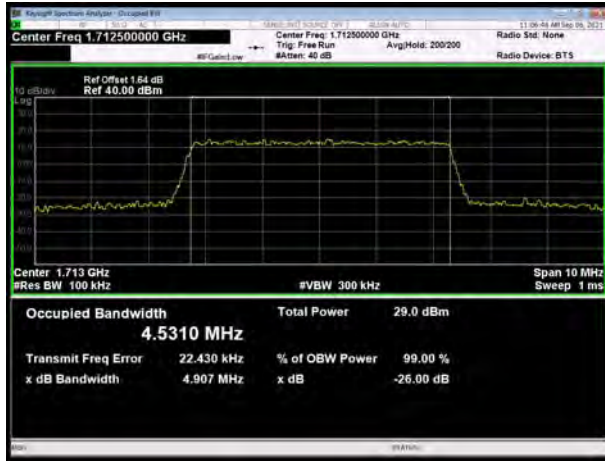


LTE Band 4 16QAM 3MHz CH-High

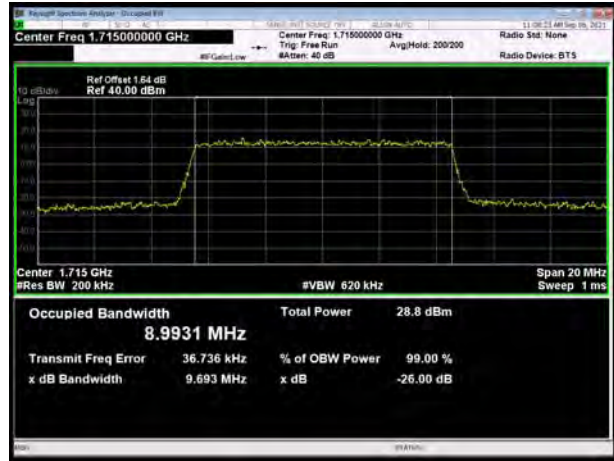




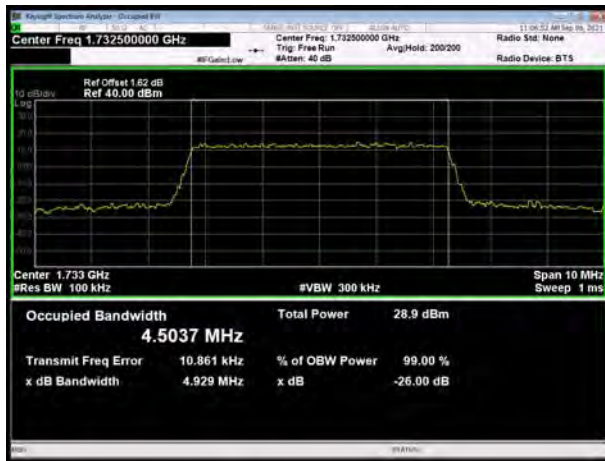
LTE Band 4 16QAM 5MHz CH-Low



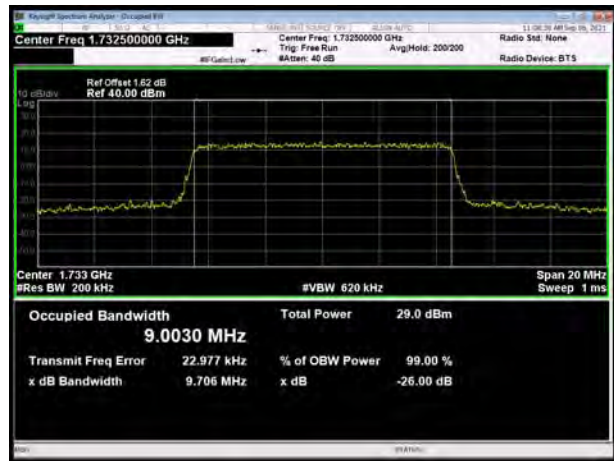
LTE Band 4 16QAM 10MHz CH-Low



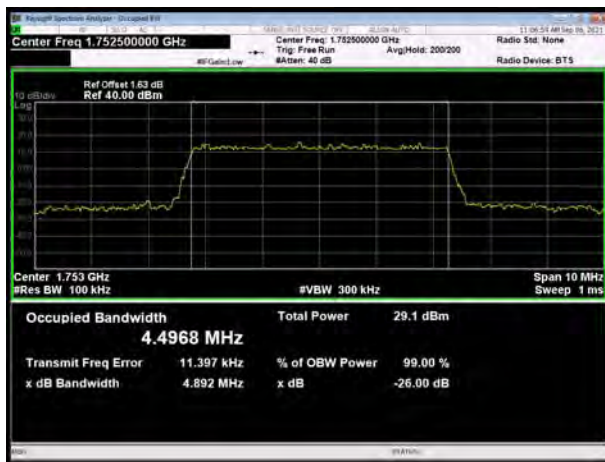
LTE Band 4 16QAM 5MHz CH-Middle



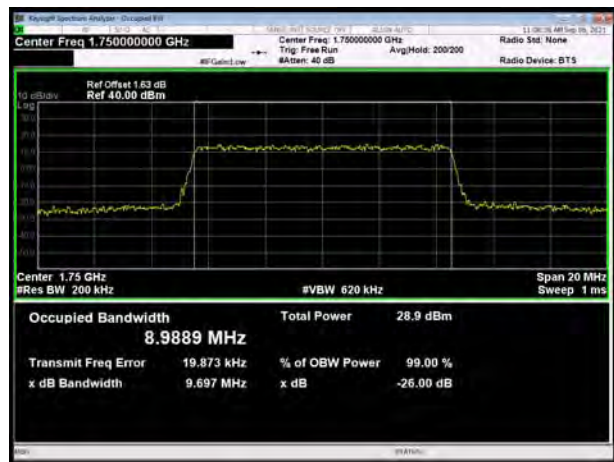
LTE Band 4 16QAM 10MHz CH-Middle



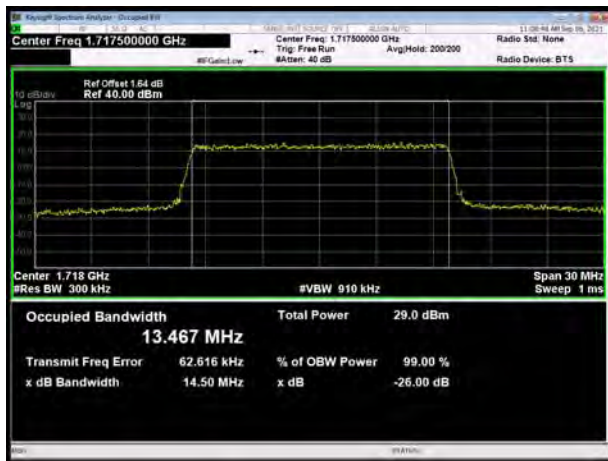
LTE Band 4 16QAM 5MHz CH-High



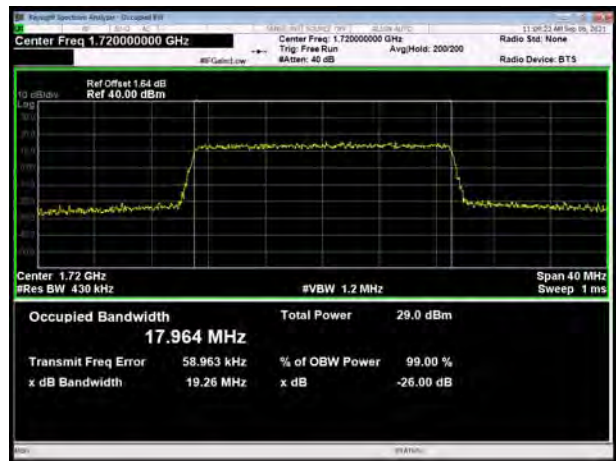
LTE Band 4 16QAM 10MHz CH-High



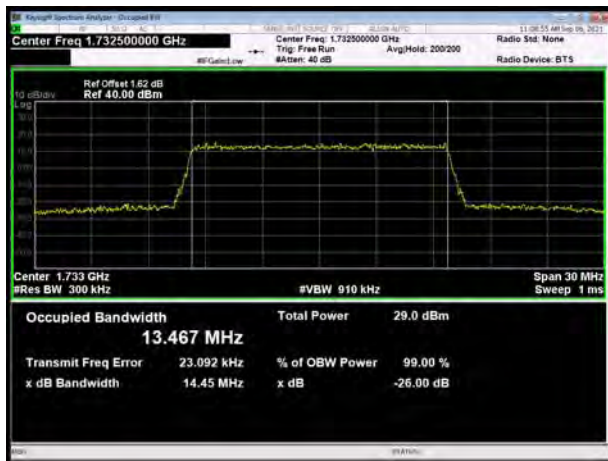
LTE Band 4 16QAM 15MHz CH-Low



LTE Band 4 16QAM 20MHz CH-Low



LTE Band 4 16QAM 15MHz CH-Middle



LTE Band 4 16QAM 20MHz CH-Middle



LTE Band 4 16QAM 15MHz CH-High

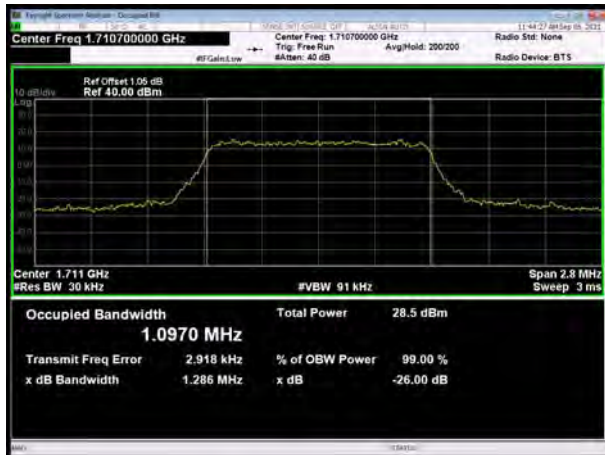


LTE Band 4 16QAM 20MHz CH-High

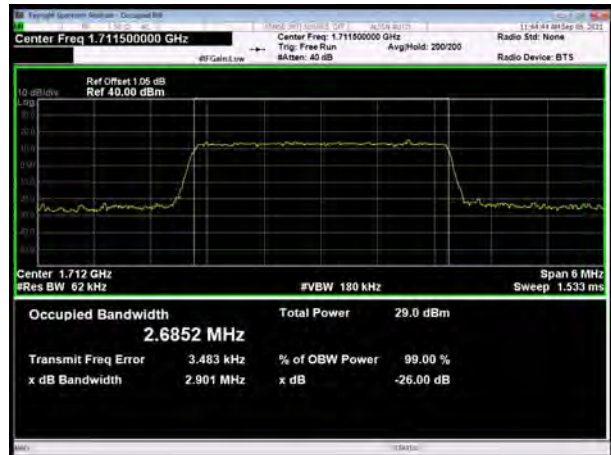




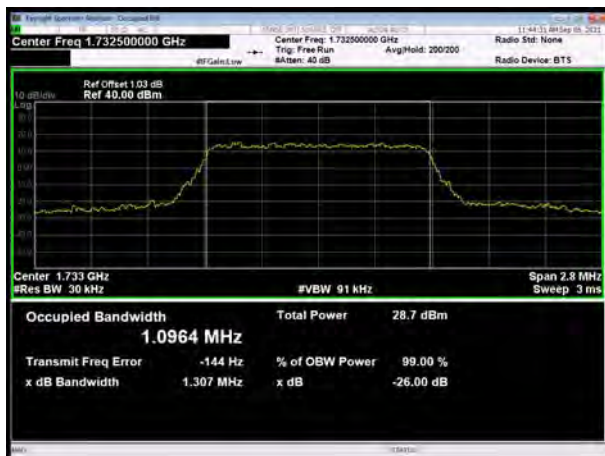
### LTE Band 4 1.4MHz 64QAM CH-Low



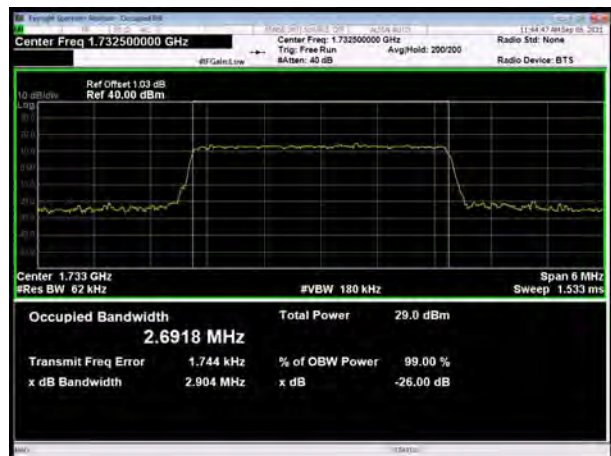
### LTE Band 4 3MHz 64QAM CH-Low



### LTE Band 4 1.4MHz 64QAM CH-Middle



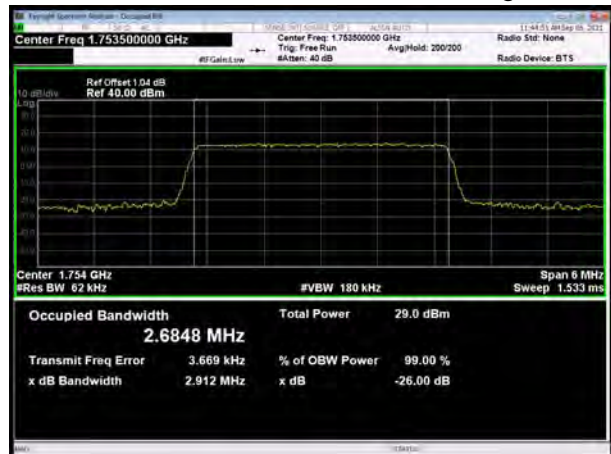
### LTE Band 4 3MHz 64QAM CH-Middle



### LTE Band 4 1.4MHz 64QAM CH-High

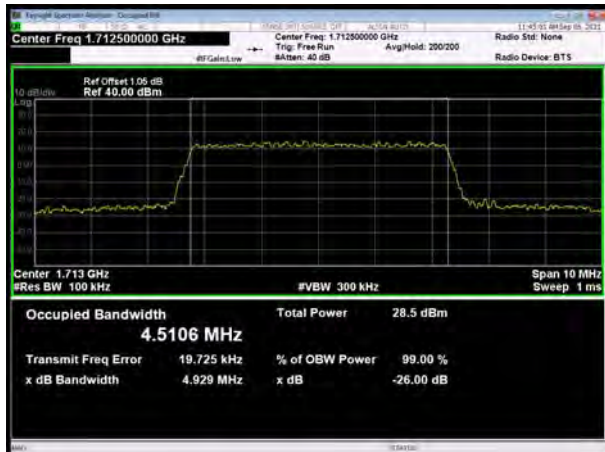


### LTE Band 4 3MHz 64QAM CH-High

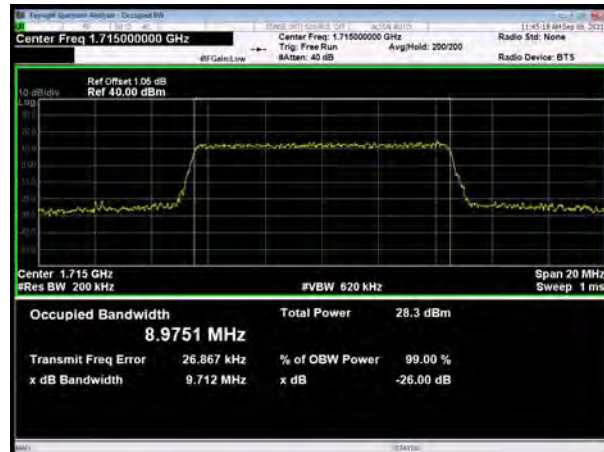




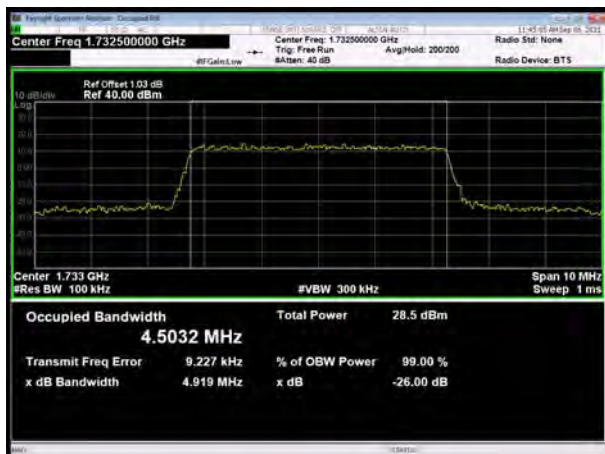
### LTE Band 4 5MHz 64QAM CH-Low



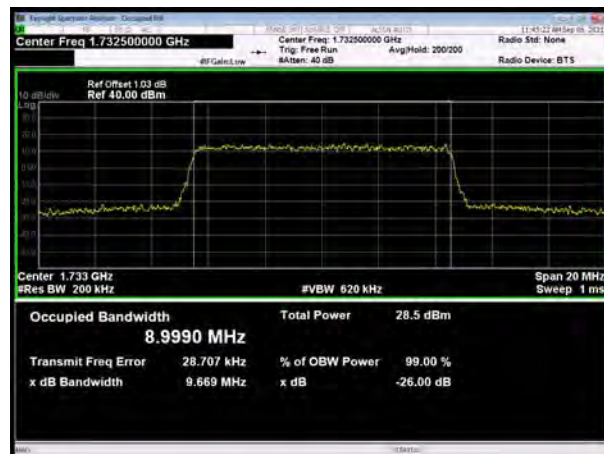
### LTE Band 4 10MHz 64QAM CH-Low



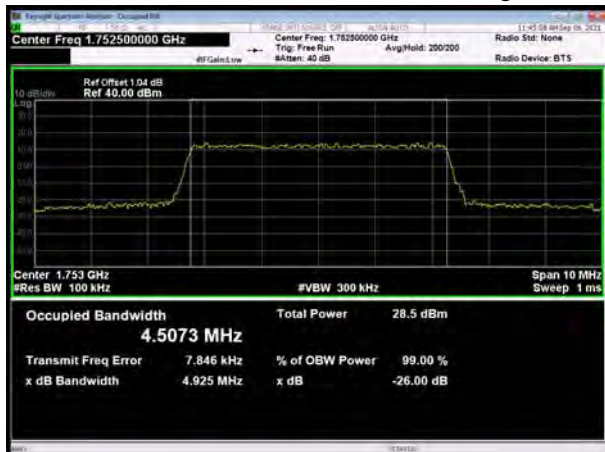
### LTE Band 4 5MHz 64QAM CH-Middle



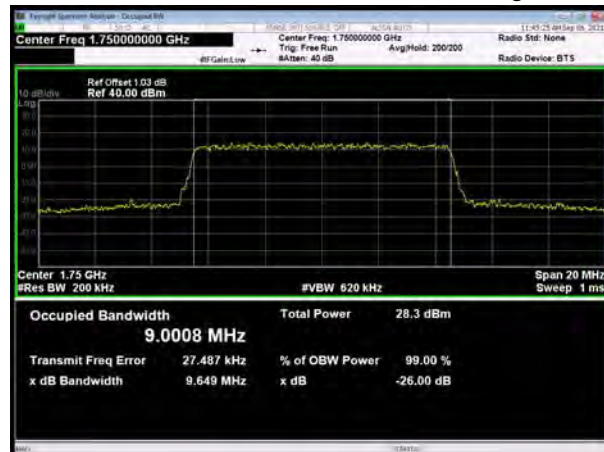
### LTE Band 4 10MHz 64QAM CH-Middle



### LTE Band 4 5MHz 64QAM CH-High

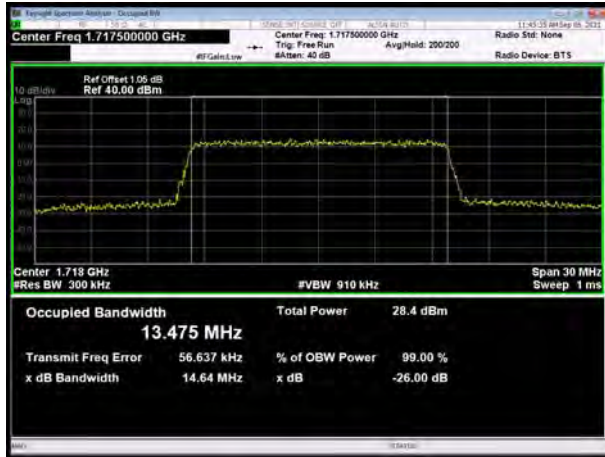


### LTE Band 4 10MHz 64QAM CH-High

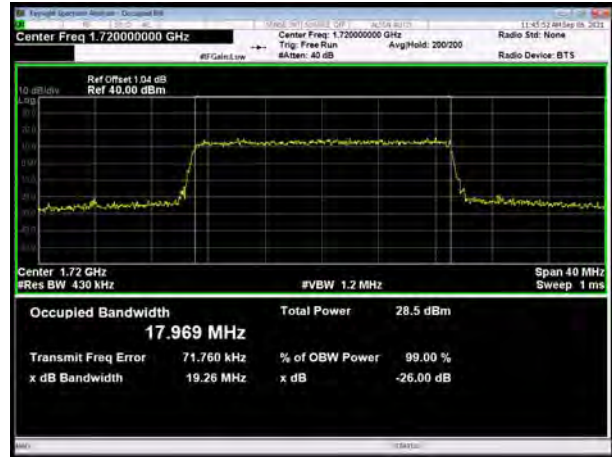




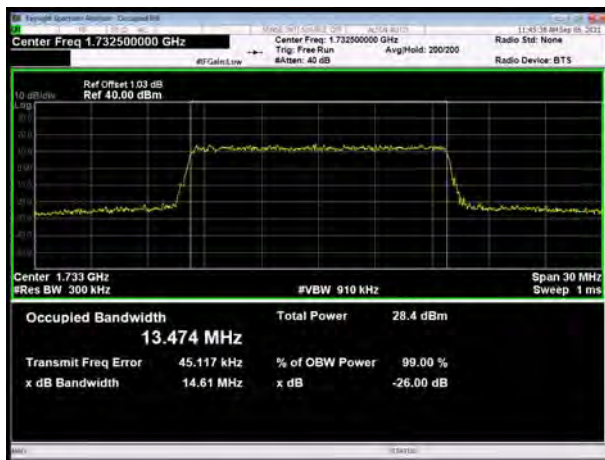
### LTE Band 4 15MHz 64QAM CH-Low



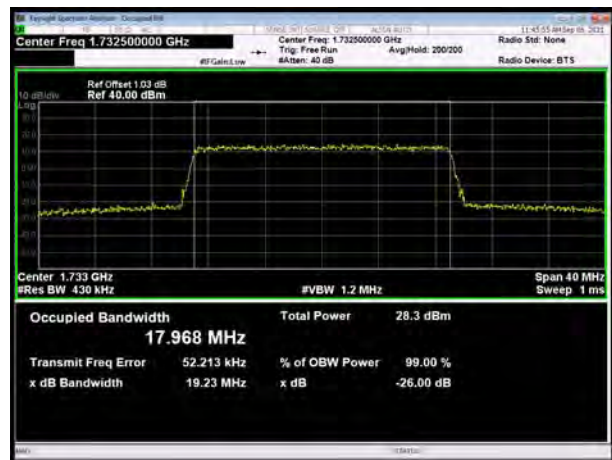
### LTE Band 4 20MHz 64QAM CH-Low



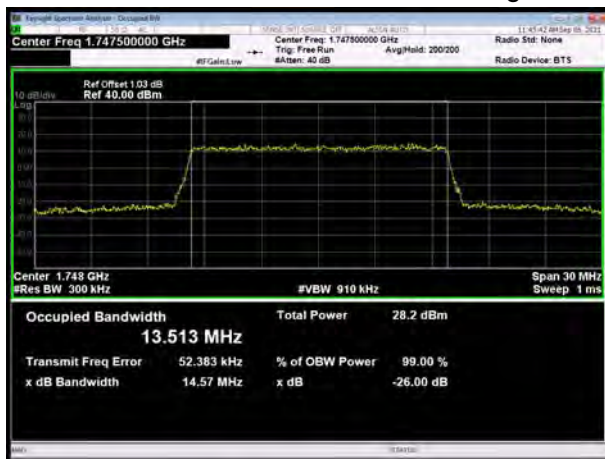
### LTE Band 4 15MHz 64QAM CH-Middle



### LTE Band 4 20MHz 64QAM CH-Middle



### LTE Band 4 15MHz 64QAM CH-High



### LTE Band 4 20MHz 64QAM CH-High

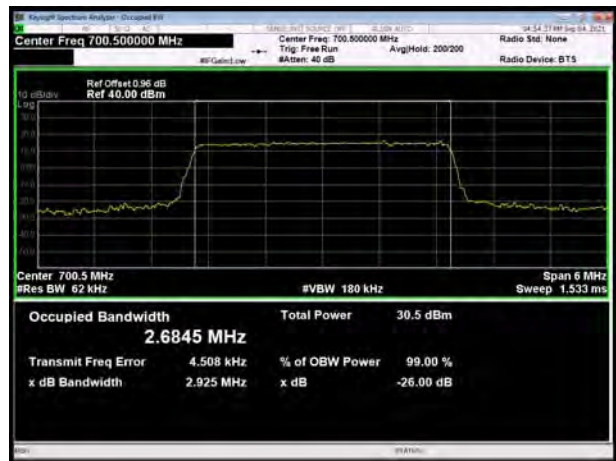




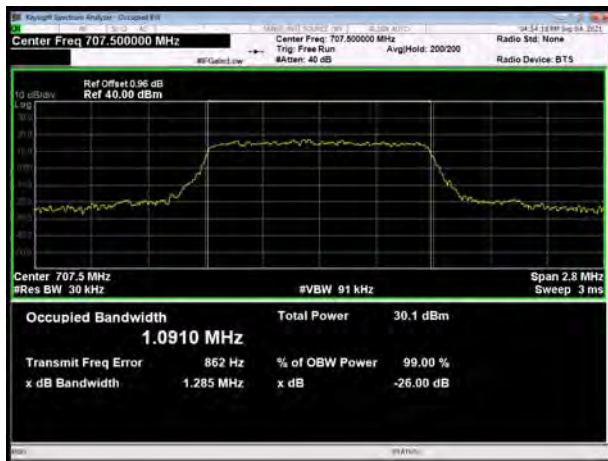
LTE Band 12 QPSK 1.4MHz CH-Low



LTE Band 12 QPSK 3MHz CH-Low



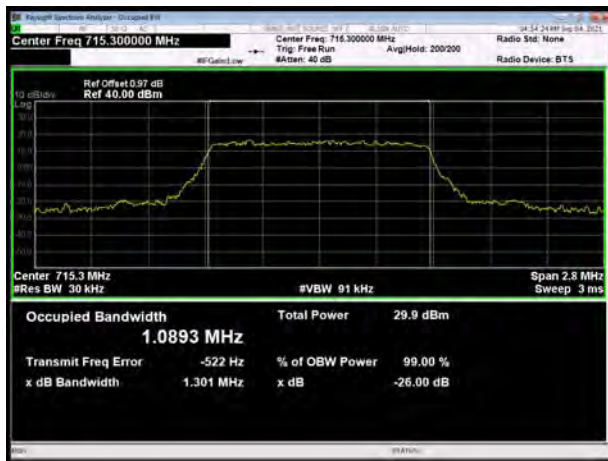
LTE Band 12 QPSK 1.4MHz CH-Middle



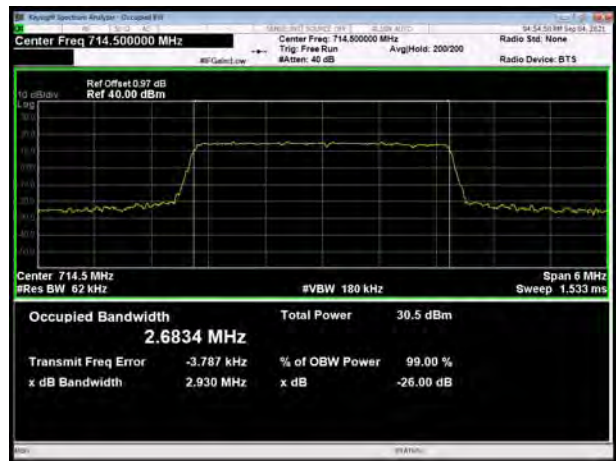
LTE Band 12 QPSK 3MHz CH-Middle



LTE Band 12 QPSK 1.4MHz CH-High



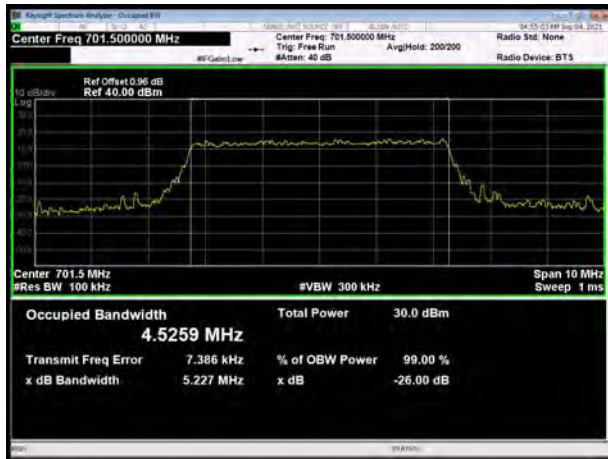
LTE Band 12 QPSK 3MHz CH-High







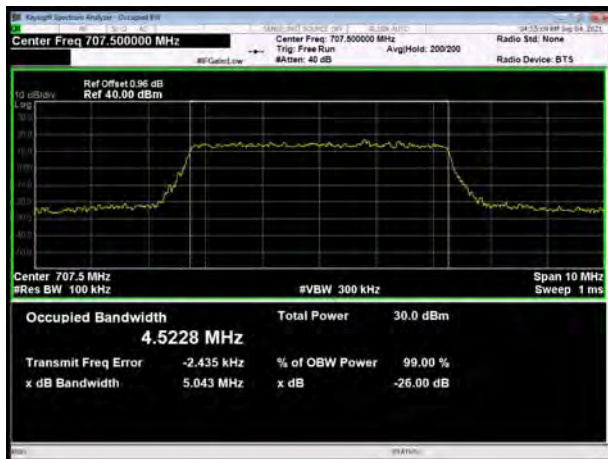
### LTE Band 12 QPSK 5MHz CH-Low



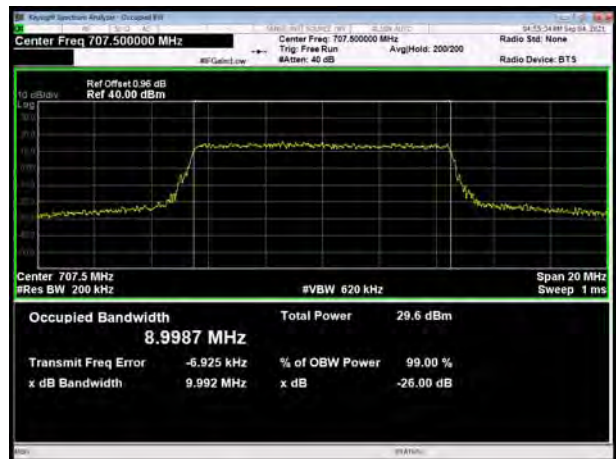
### LTE Band 12 QPSK 10MHz CH-Low



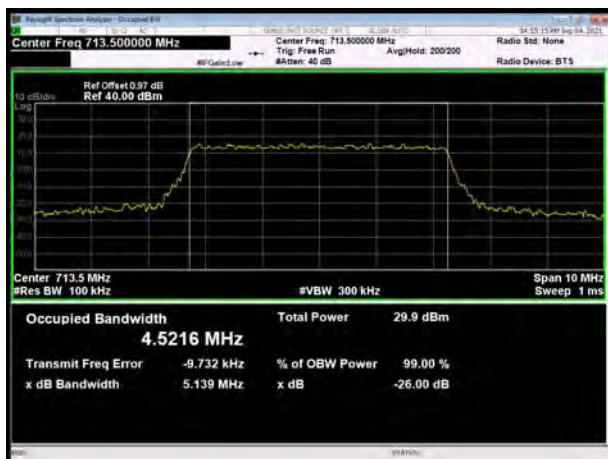
### LTE Band 12 QPSK 5MHz CH-Middle



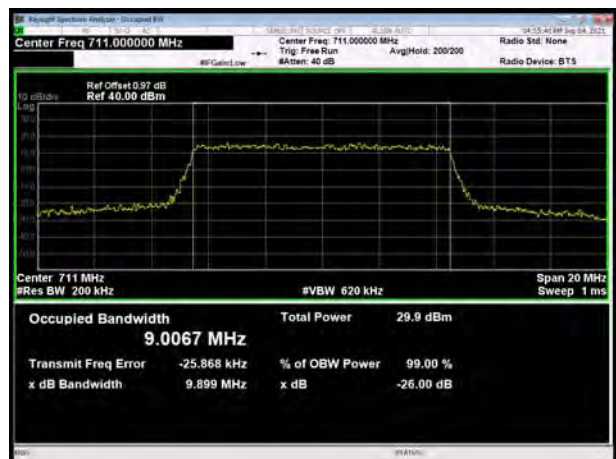
### LTE Band 12 QPSK 10MHz CH-Middle



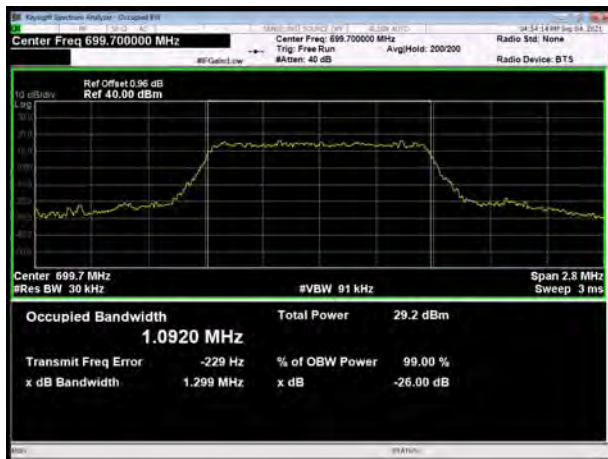
### LTE Band 12 QPSK 5MHz CH-High



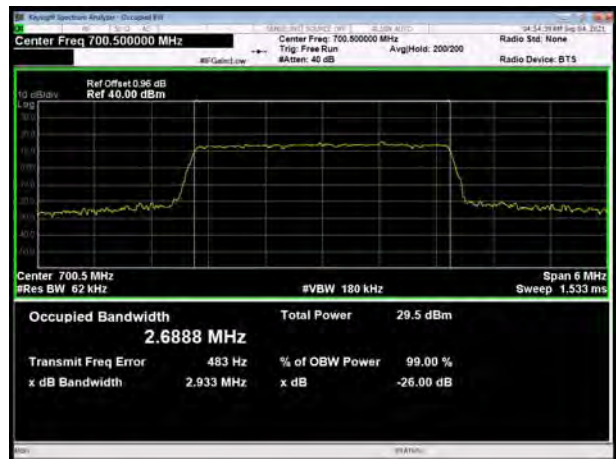
### LTE Band 12 QPSK 10MHz CH-High



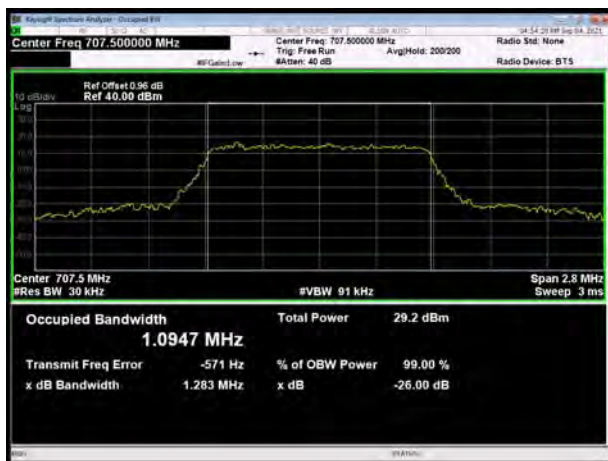
LTE Band 12 16QAM 1.4MHz CH-Low



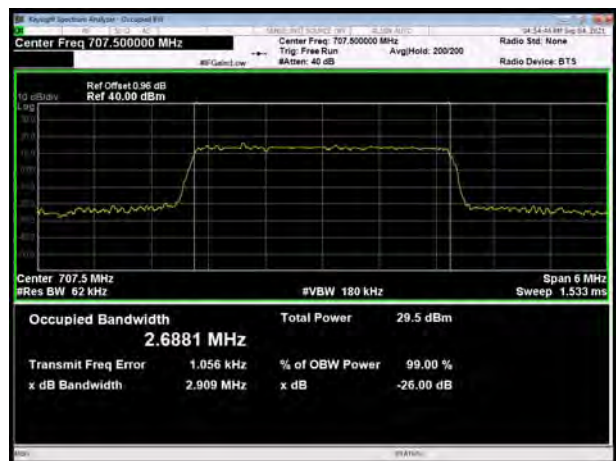
LTE Band 12 16QAM 3MHz CH-Low



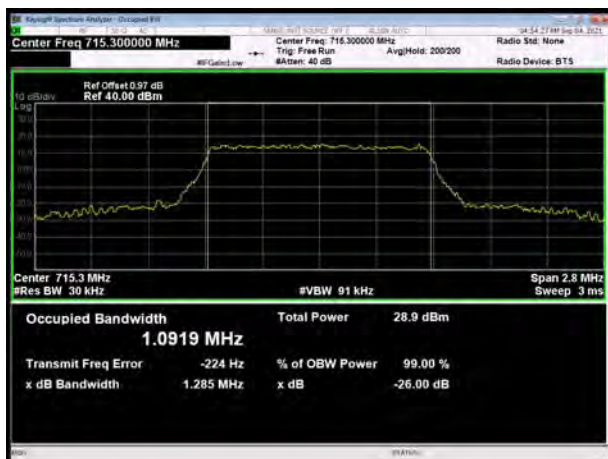
LTE Band 12 16QAM 1.4MHz CH-Middle



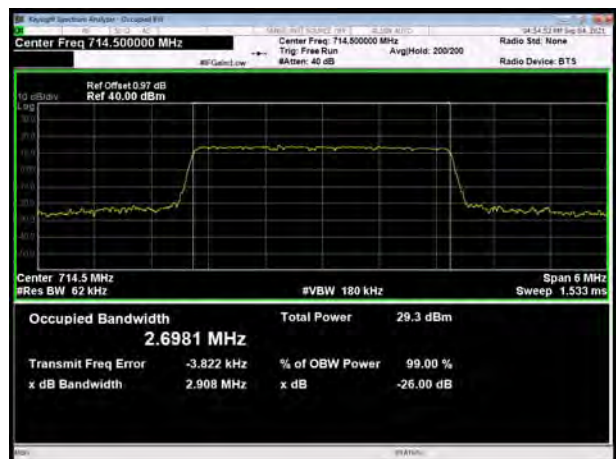
LTE Band 12 16QAM 3MHz CH-Middle



LTE Band 12 16QAM 1.4MHz CH-High

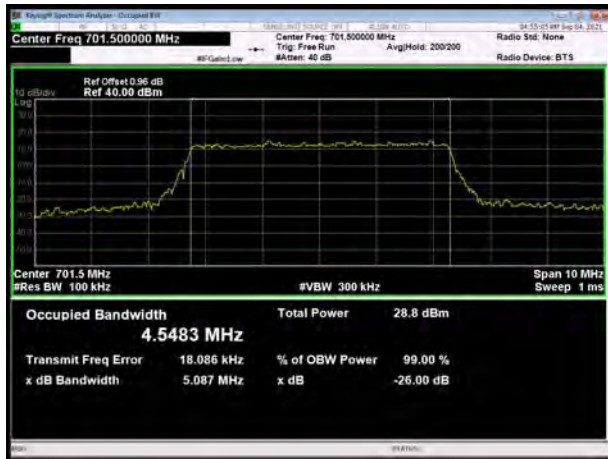


LTE Band 12 16QAM 3MHz CH-High

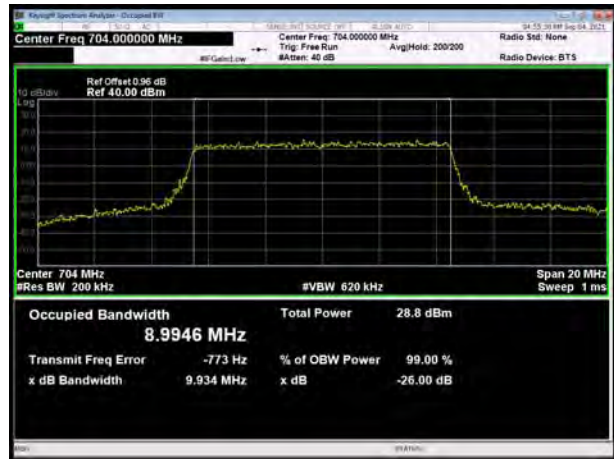




### LTE Band 12 16QAM 5MHz CH-Low



### LTE Band 12 16QAM 10MHz CH-Low



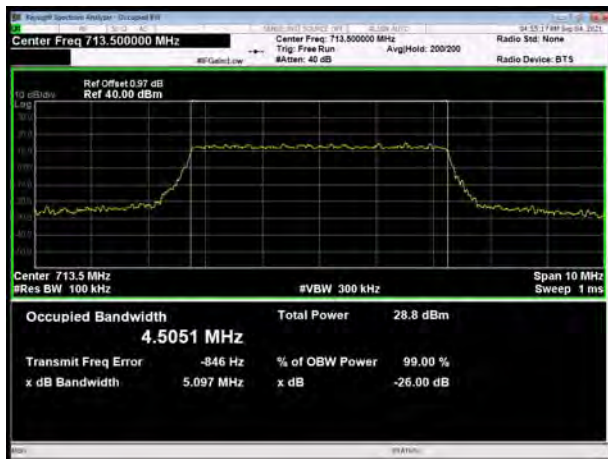
### LTE Band 12 16QAM 5MHz CH-Middle



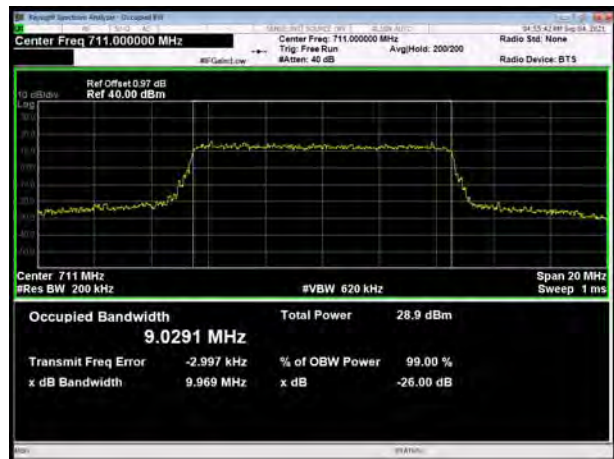
### LTE Band 12 16QAM 10MHz CH-Middle



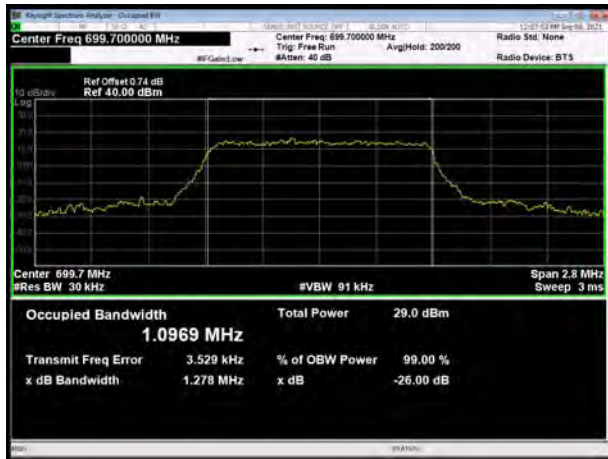
### LTE Band 12 16QAM 5MHz CH-High



### LTE Band 12 16QAM 10MHz CH-High



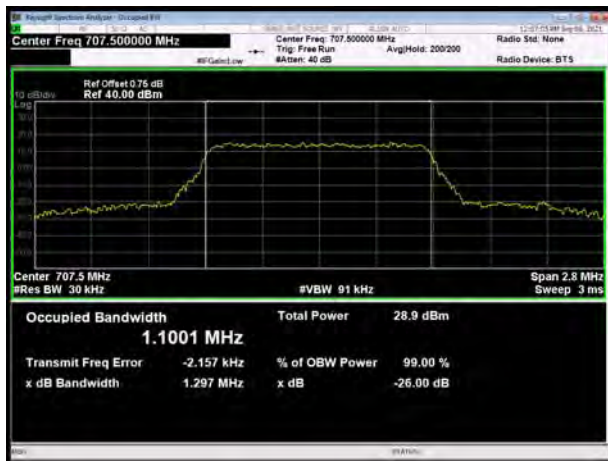
LTE Band 12 64QAM 1.4MHz CH-Low



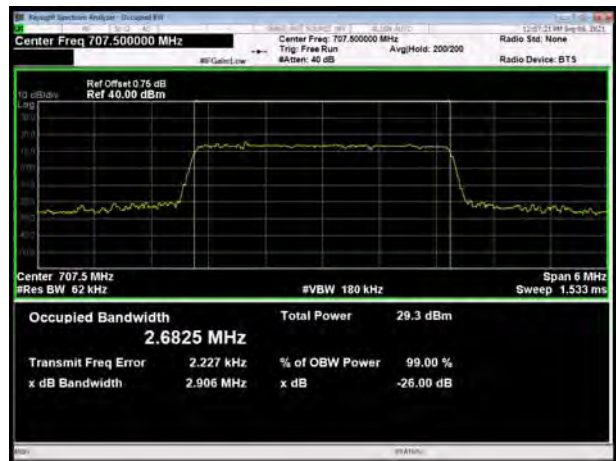
LTE Band 12 64QAM 3MHz CH-Low



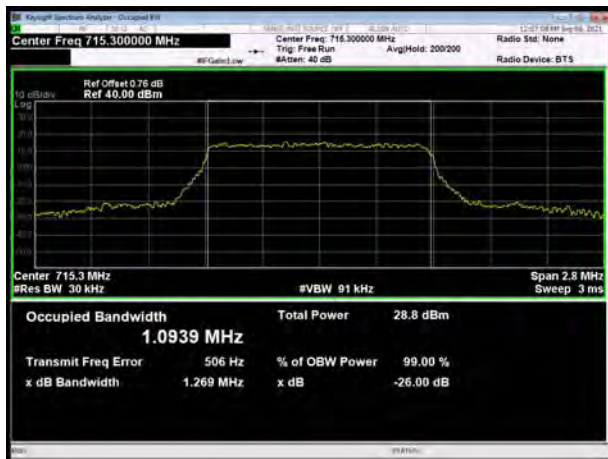
LTE Band 12 64QAM 1.4MHz CH-Middle



LTE Band 12 64QAM 3MHz CH-Middle



LTE Band 12 64QAM 1.4MHz CH-High

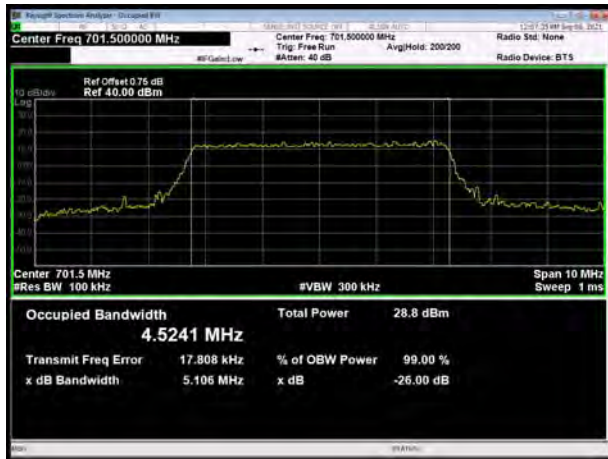


LTE Band 12 64QAM 3MHz CH-High





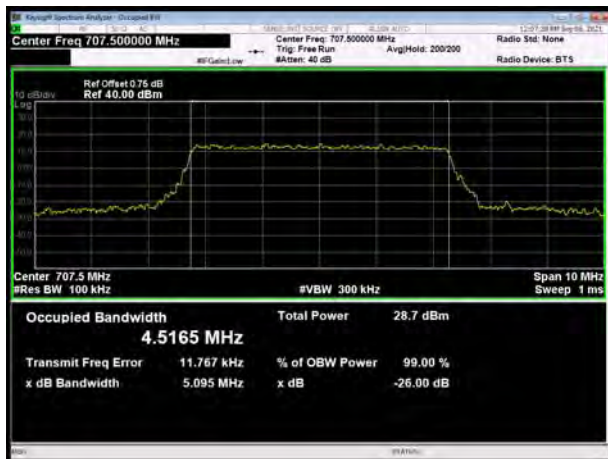
LTE Band 12 64QAM 5MHz CH-Low



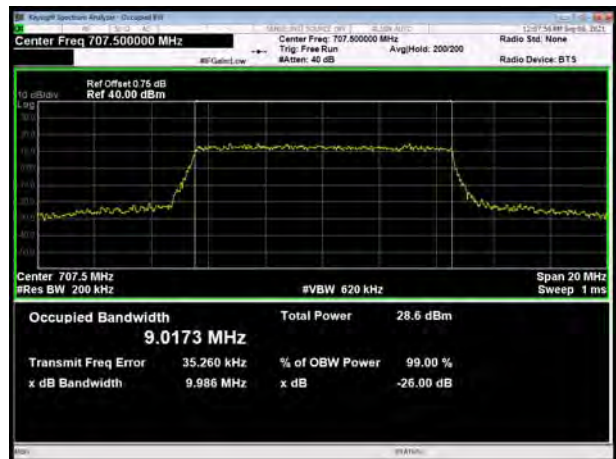
LTE Band 12 64QAM 10MHz CH-Low



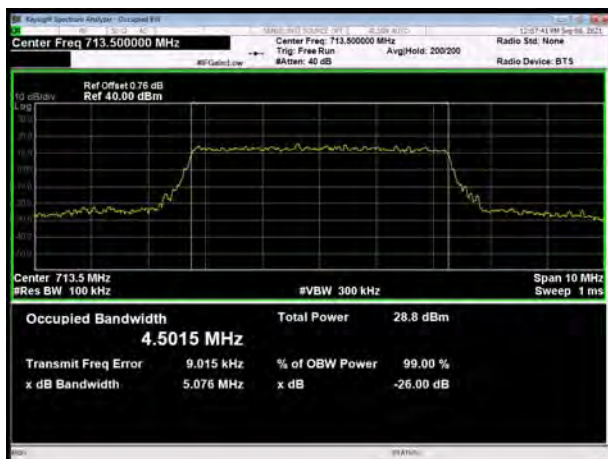
LTE Band 12 64QAM 5MHz CH-Middle



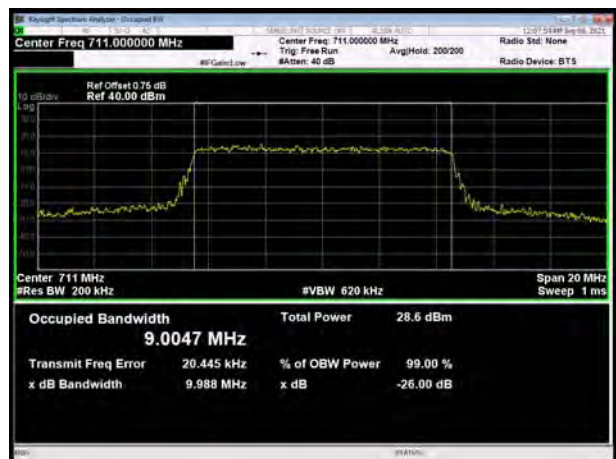
LTE Band 12 64QAM 10MHz CH-Middle



LTE Band 12 64QAM 5MHz CH-High

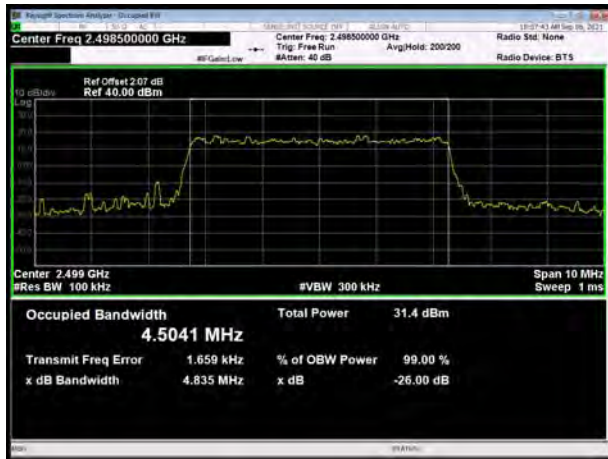


LTE Band 12 64QAM 10MHz CH-High





### LTE Band 41 QPSK 5MHz CH-Low



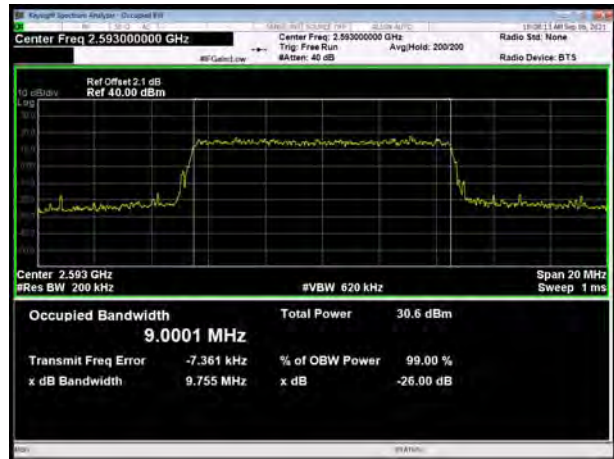
### LTE Band 41 QPSK 10MHz CH-Low



### LTE Band 41 QPSK 5MHz CH-Middle



### LTE Band 41 QPSK 10MHz CH-Middle



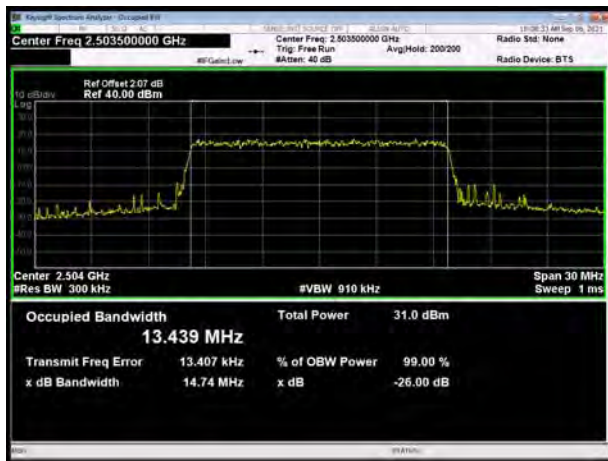
### LTE Band 41 QPSK 5MHz CH-High



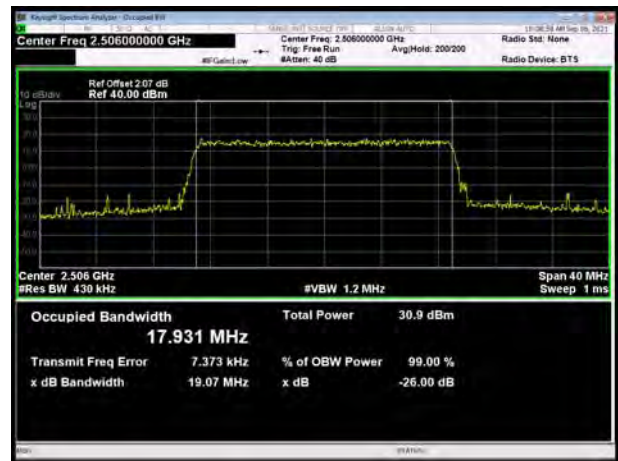
### LTE Band 41 QPSK 10MHz CH-High



LTE Band 41 QPSK 15MHz CH-Low



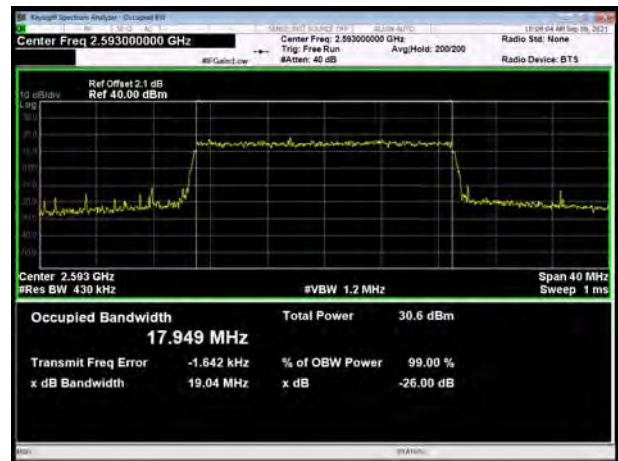
LTE Band 41 QPSK 20MHz CH-Low



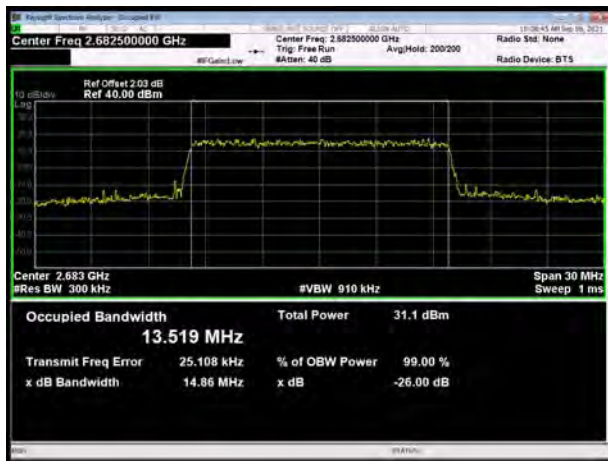
LTE Band 41 QPSK 15MHz CH-Middle



LTE Band 41 QPSK 20MHz CH-Middle



LTE Band 41 QPSK 15MHz CH-High



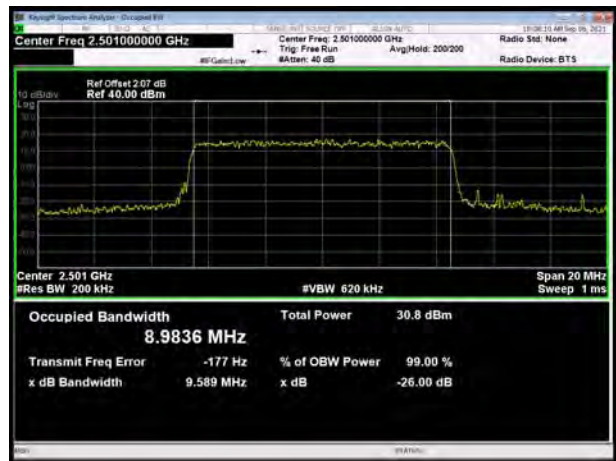
LTE Band 41 QPSK 20MHz CH-High



LTE Band 41 16QAM 5MHz CH-Low



LTE Band 41 16QAM 10MHz CH-Low



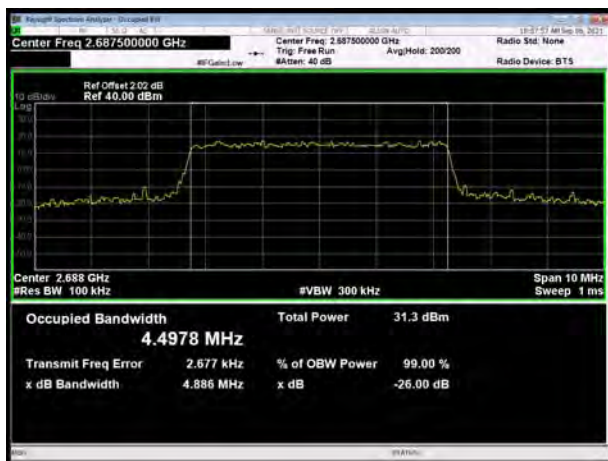
LTE Band 41 16QAM 5MHz CH-Middle



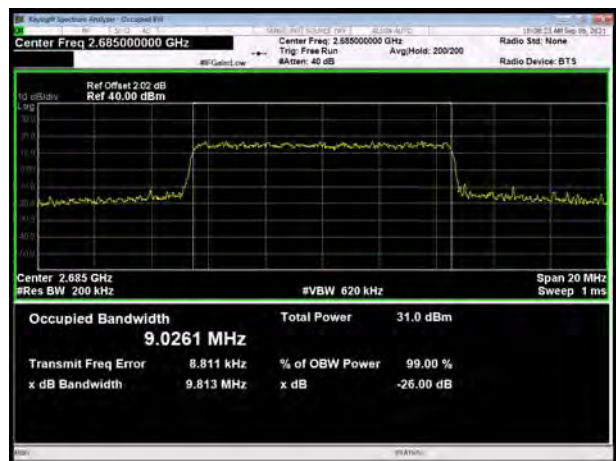
LTE Band 41 16QAM 10MHz CH-Middle



LTE Band 41 16QAM 5MHz CH-High



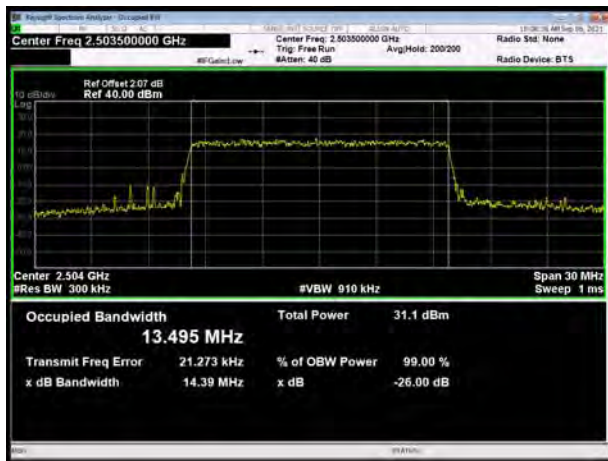
LTE Band 41 16QAM 10MHz CH-High



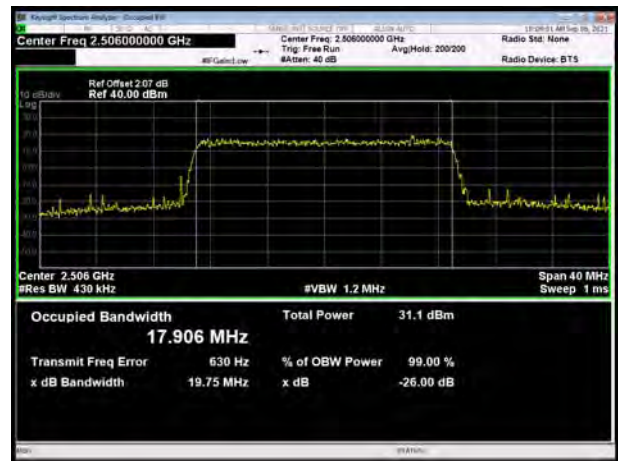




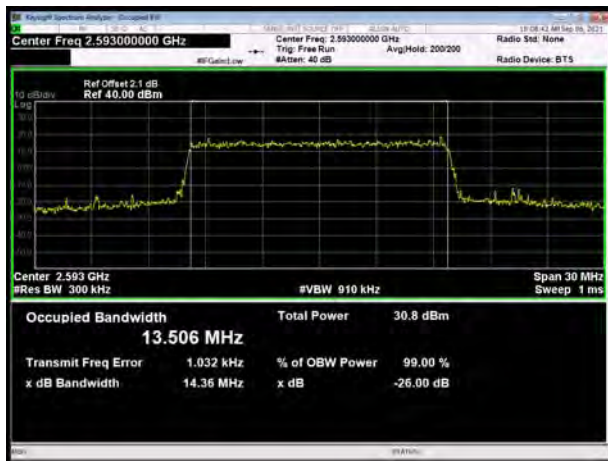
LTE Band 41 16QAM 15MHz CH-Low



LTE Band 41 16QAM 20MHz CH-Low



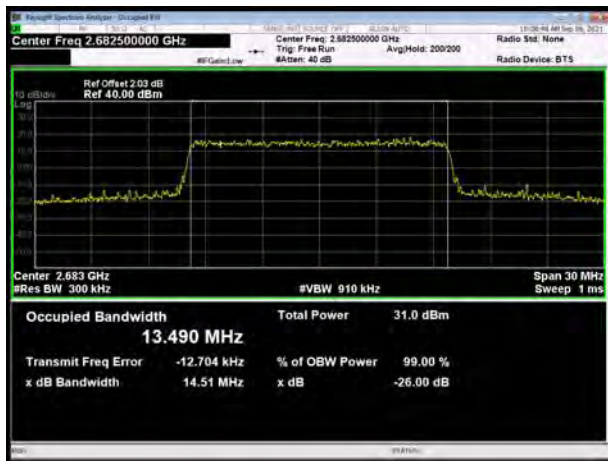
LTE Band 41 16QAM 15MHz CH-Middle



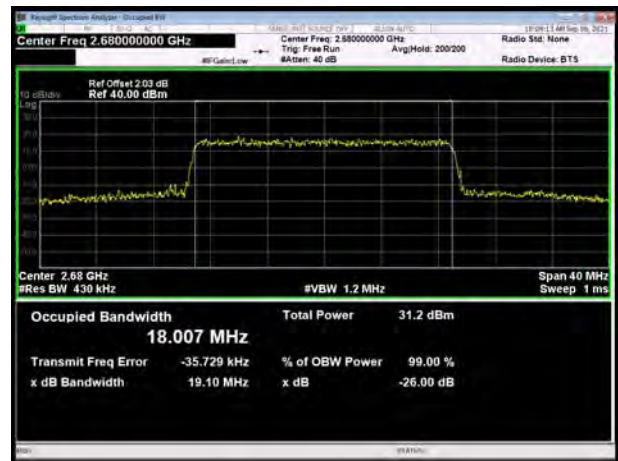
LTE Band 41 16QAM 20MHz CH-Middle



LTE Band 41 16QAM 15MHz CH-High

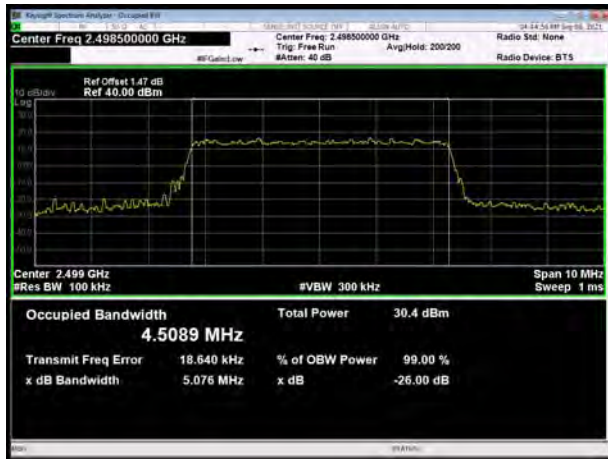


LTE Band 41 16QAM 20MHz CH-High

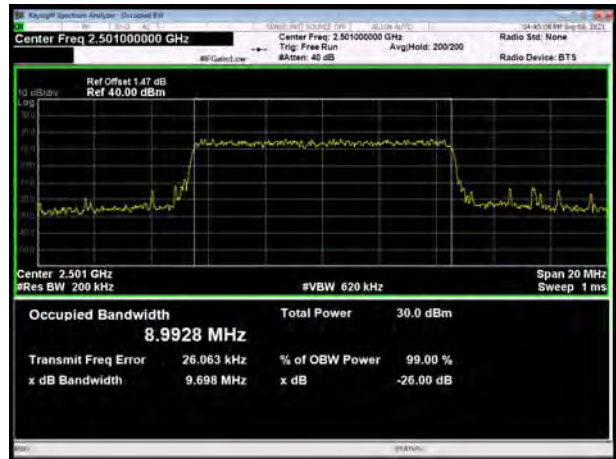




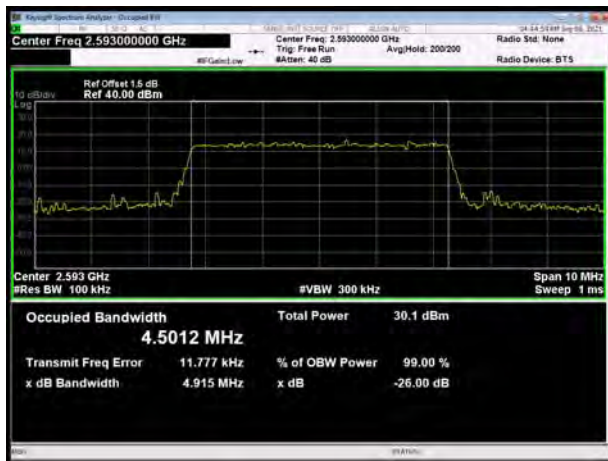
LTE Band 41 64QAM 5MHz CH-Low



LTE Band 41 64QAM 10MHz CH-Low



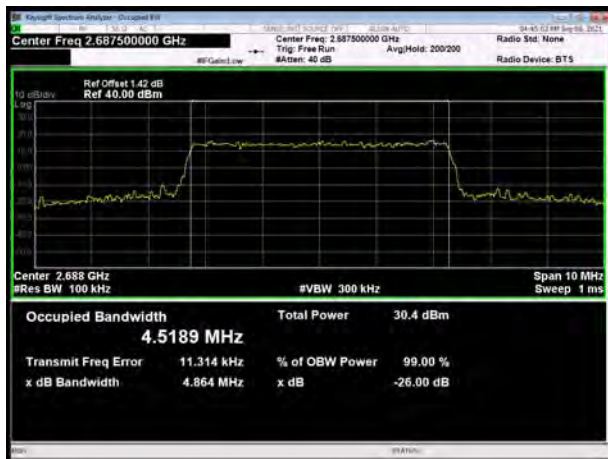
LTE Band 41 64QAM 5MHz CH-Middle



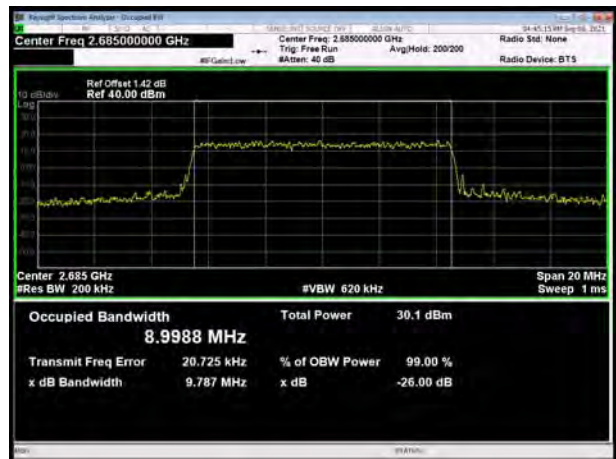
LTE Band 41 64QAM 10MHz CH-Middle



LTE Band 41 64QAM 5MHz CH-High

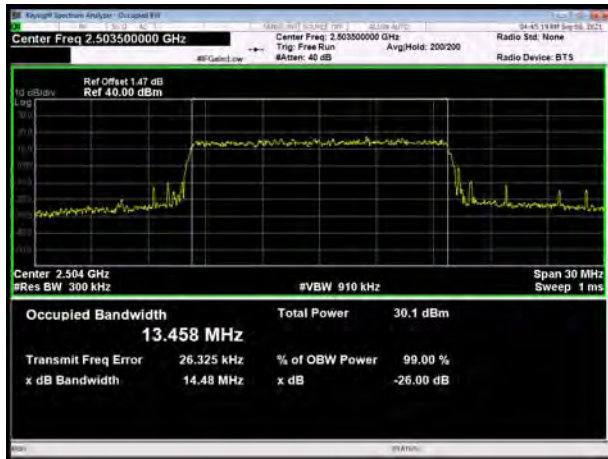


LTE Band 41 64QAM 10MHz CH-High

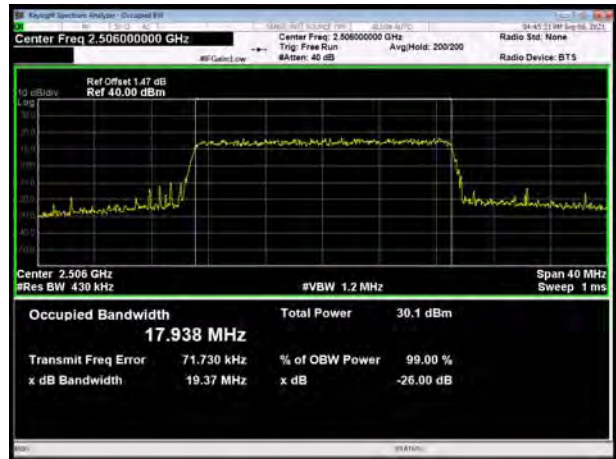




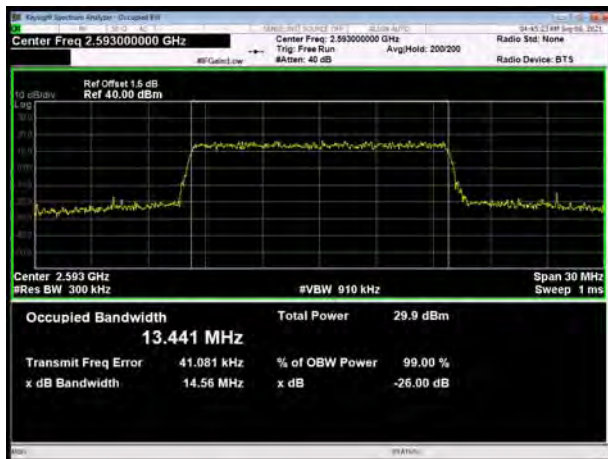
LTE Band 41 64QAM 15MHz CH-Low



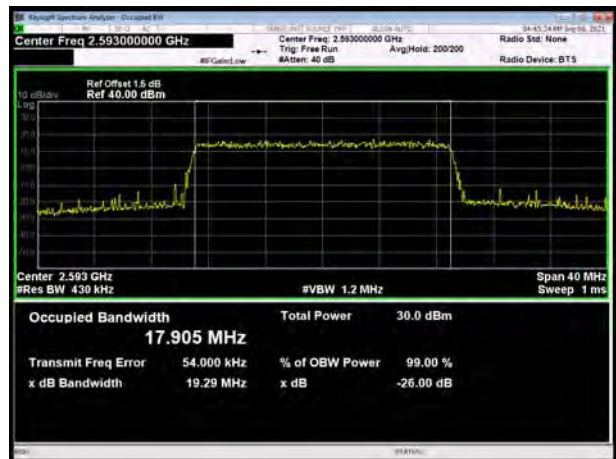
LTE Band 41 64QAM 20MHz CH-Low



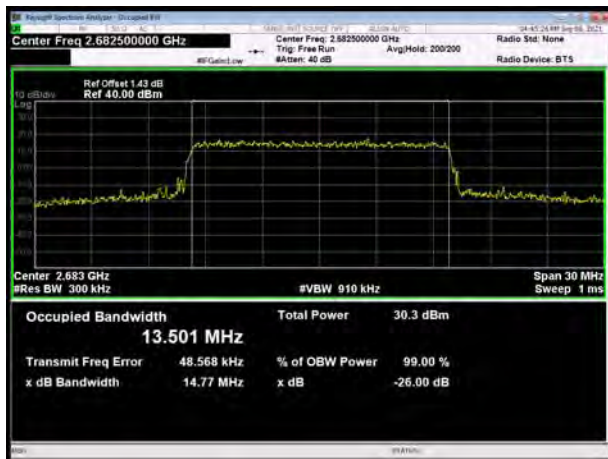
LTE Band 41 64QAM 15MHz CH-Middle



LTE Band 41 64QAM 20MHz CH-Middle



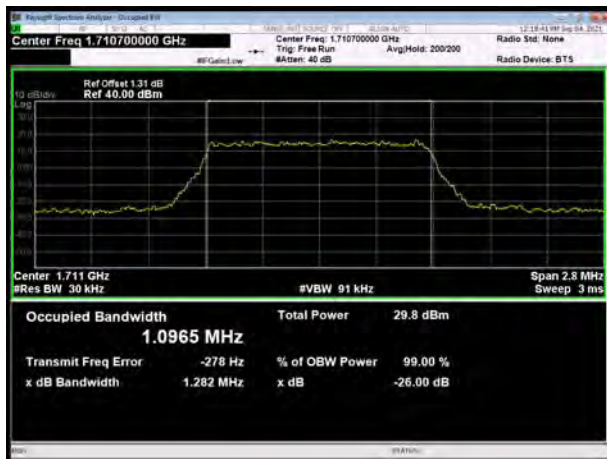
LTE Band 41 64QAM 15MHz CH-High



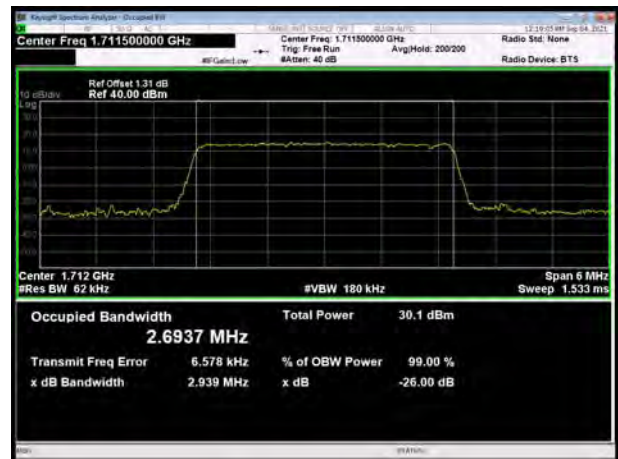
LTE Band 41 64QAM 20MHz CH-High



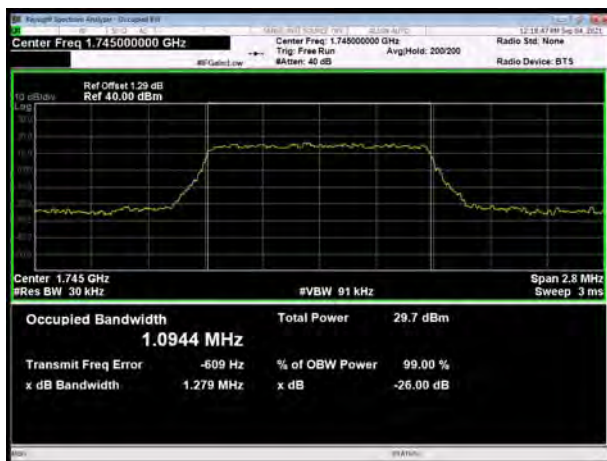
LTE Band 66 QPSK 1.4MHz CH-Low



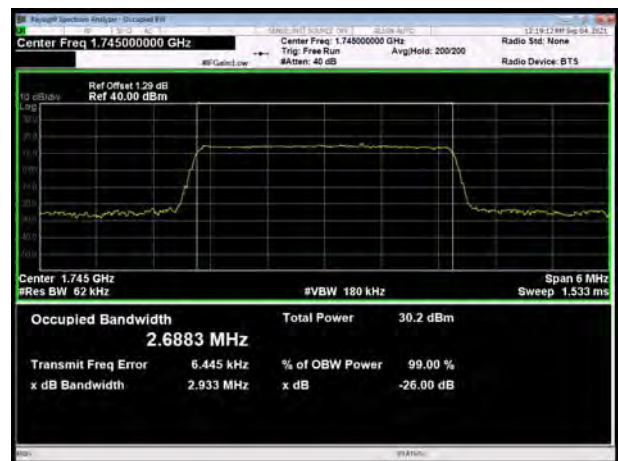
LTE Band 66 QPSK 3MHz CH-Low



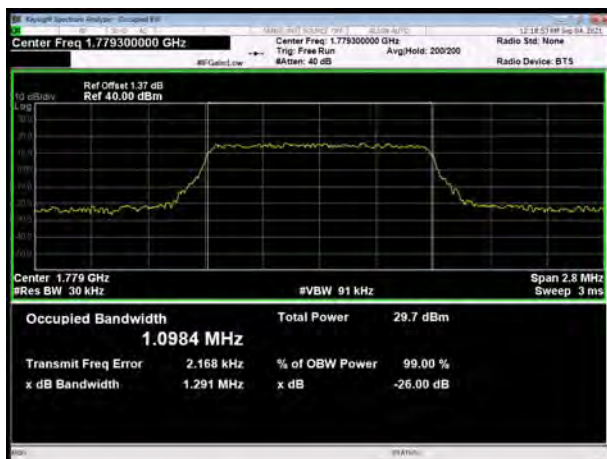
LTE Band 66 QPSK 1.4MHz CH-Middle



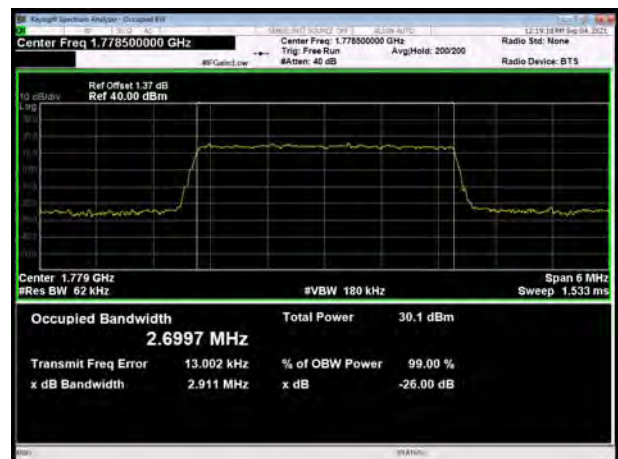
LTE Band 66 QPSK 3MHz CH-Middle



LTE Band 66 QPSK 1.4MHz CH-High

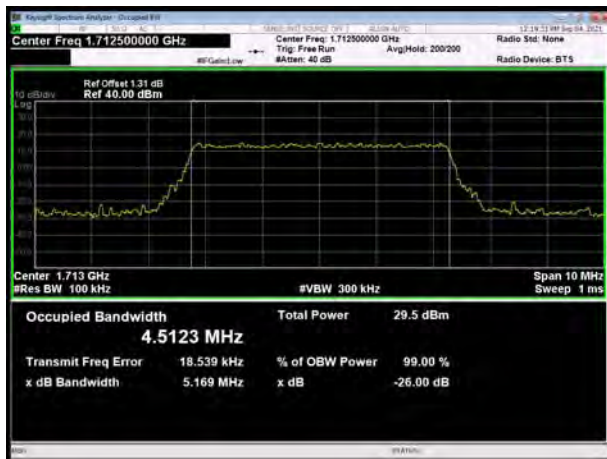


LTE Band 66 QPSK 3MHz CH-High

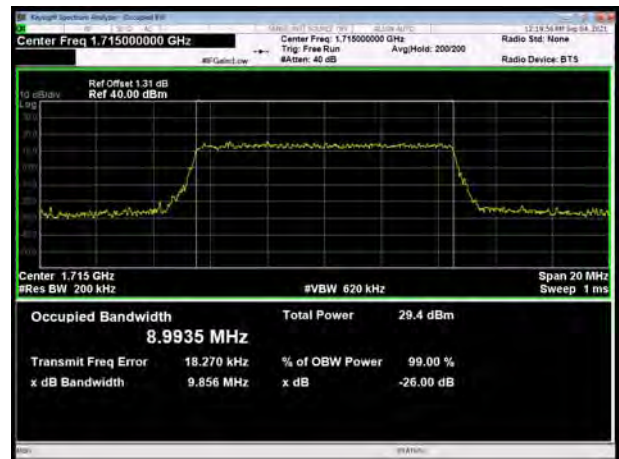




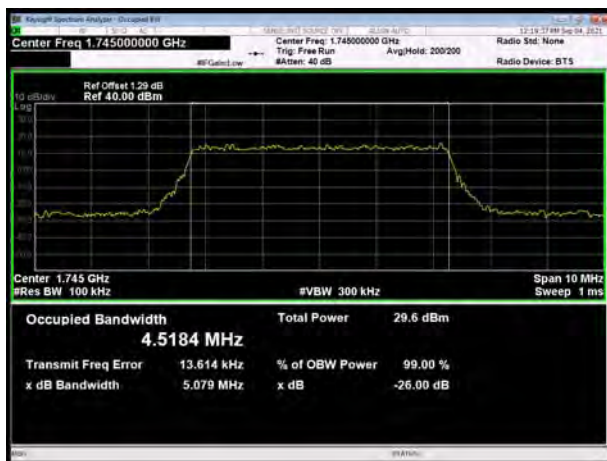
### LTE Band 66 QPSK 5MHz CH-Low



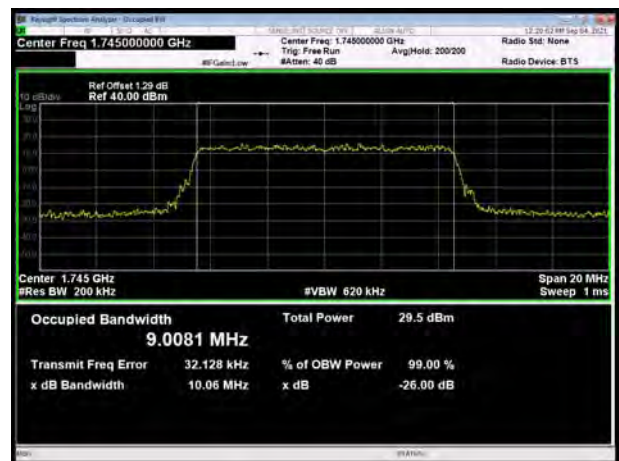
### LTE Band 66 QPSK 10MHz CH-Low



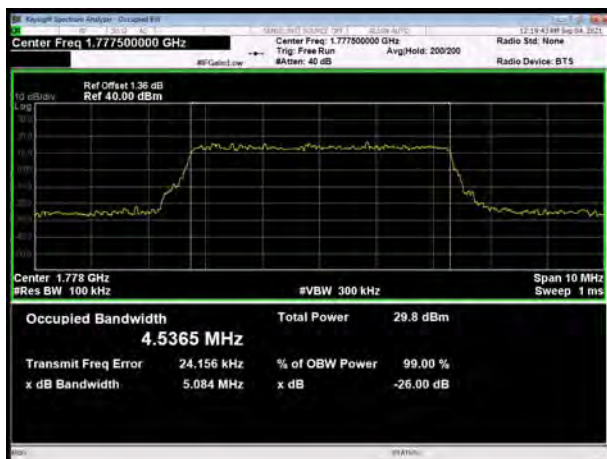
### LTE Band 66 QPSK 5MHz CH-Middle



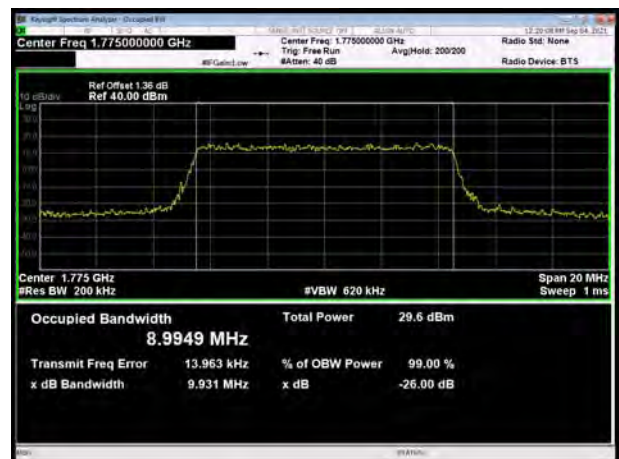
### LTE Band 66 QPSK 10MHz CH-Middle



### LTE Band 66 QPSK 5MHz CH-High

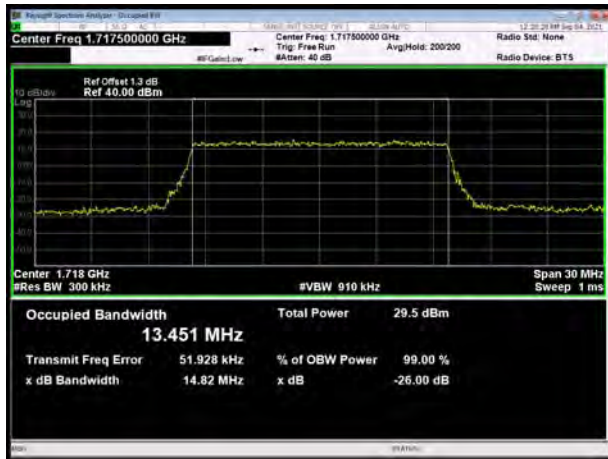


### LTE Band 66 QPSK 10MHz CH-High

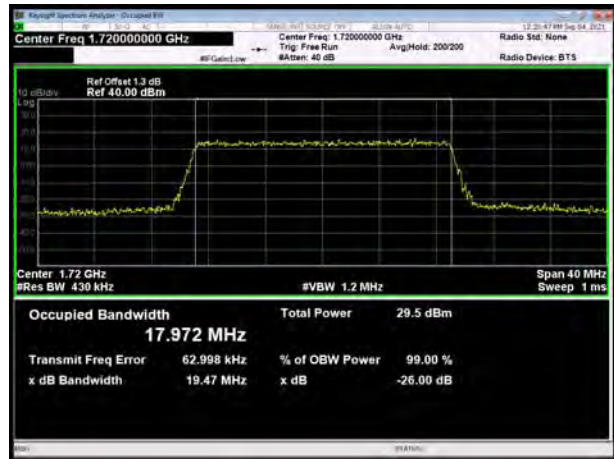




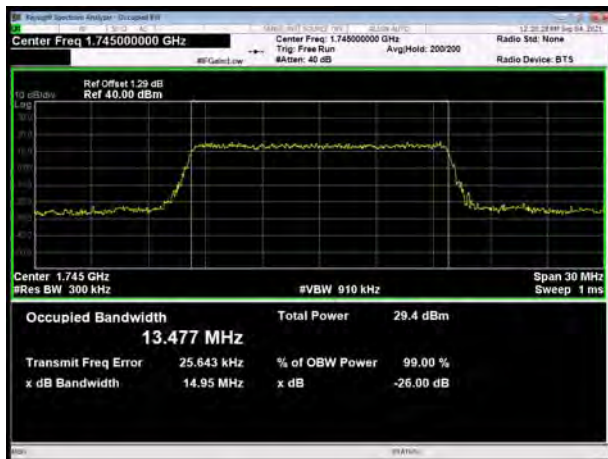
LTE Band 66 QPSK 15MHz CH-Low



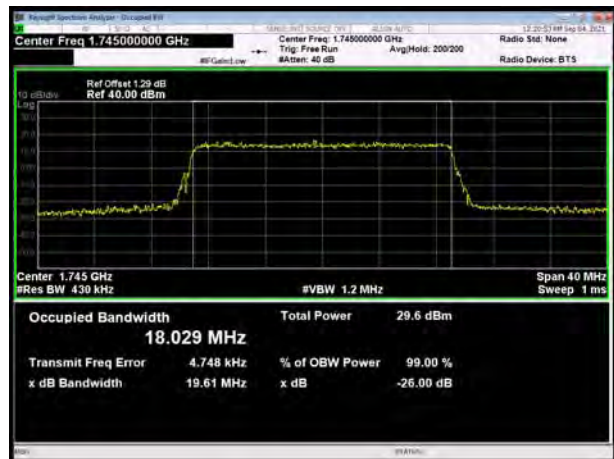
LTE Band 66 QPSK 20MHz CH-Low



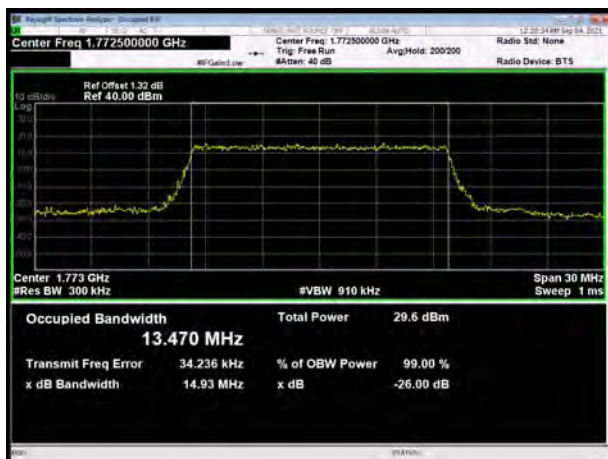
LTE Band 66 QPSK 15MHz CH-Middle



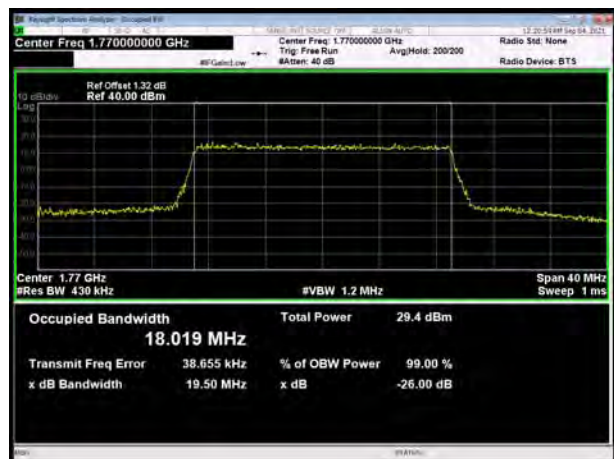
LTE Band 66 QPSK 20MHz CH-Middle



LTE Band 66 QPSK 15MHz CH-High

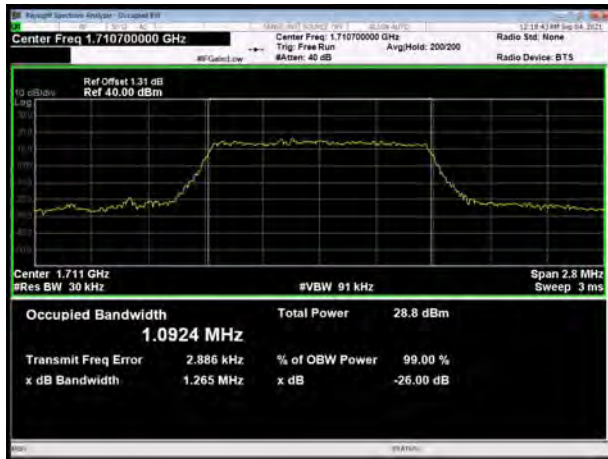


LTE Band 66 QPSK 20MHz CH-High

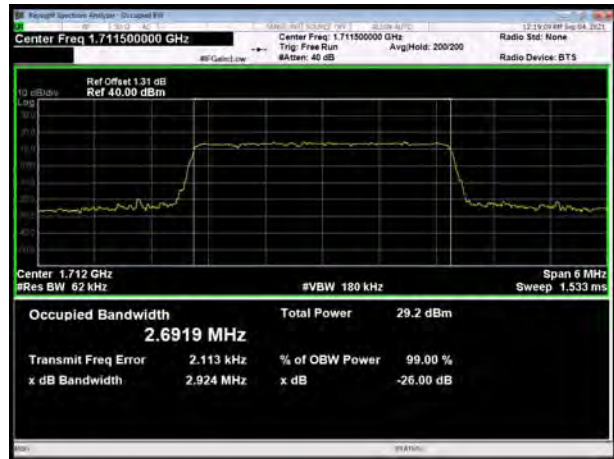




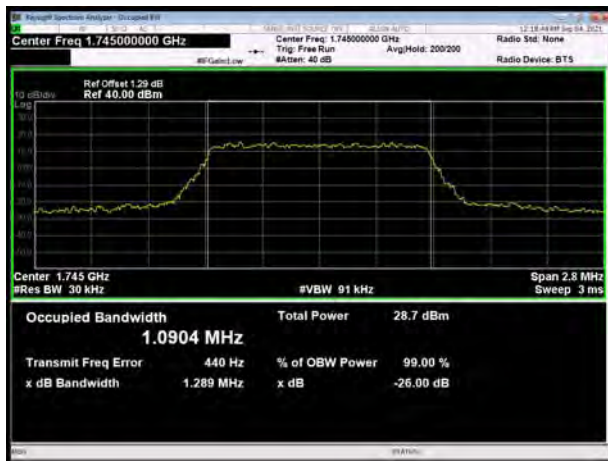
### LTE Band 66 16QAM 1.4MHz CH-Low



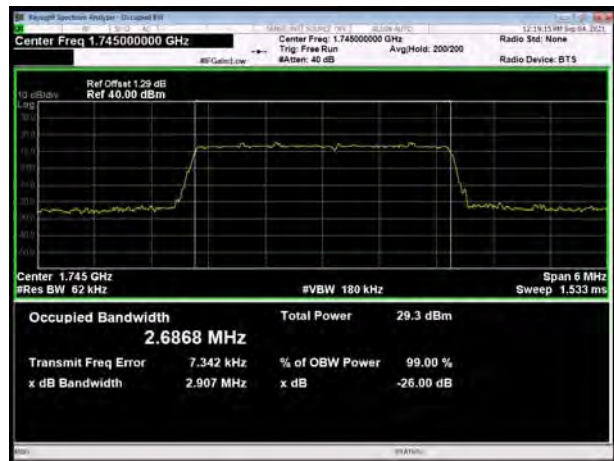
### LTE Band 66 16QAM 3MHz CH-Low



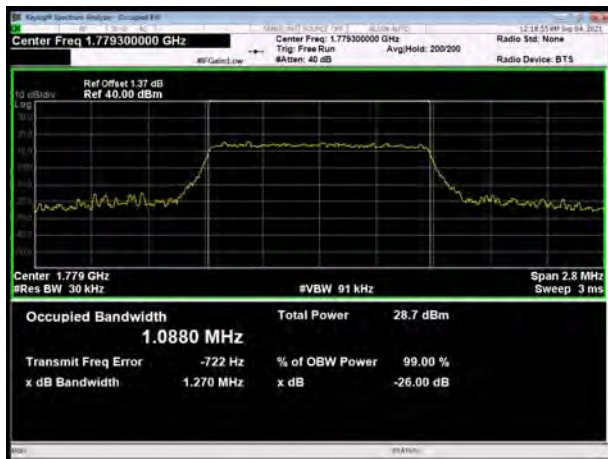
### LTE Band 66 16QAM 1.4MHz CH-Middle



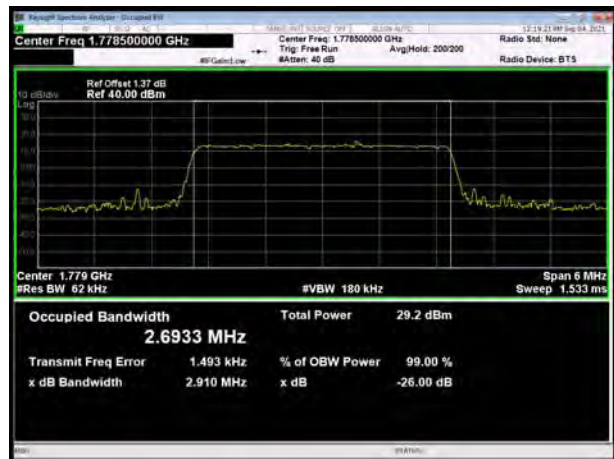
### LTE Band 66 16QAM 3MHz CH-Middle



### LTE Band 66 16QAM 1.4MHz CH-High

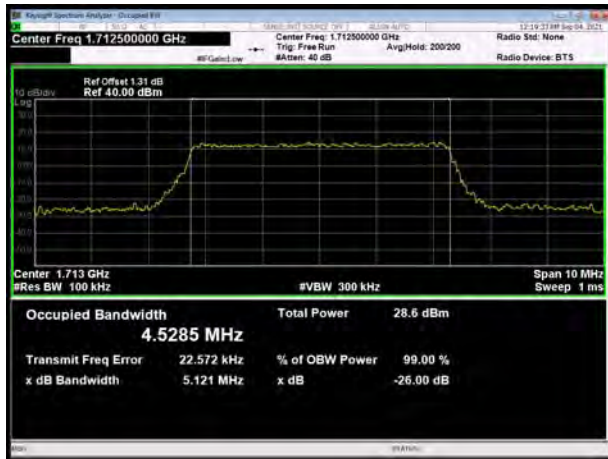


### LTE Band 66 16QAM 3MHz CH-High

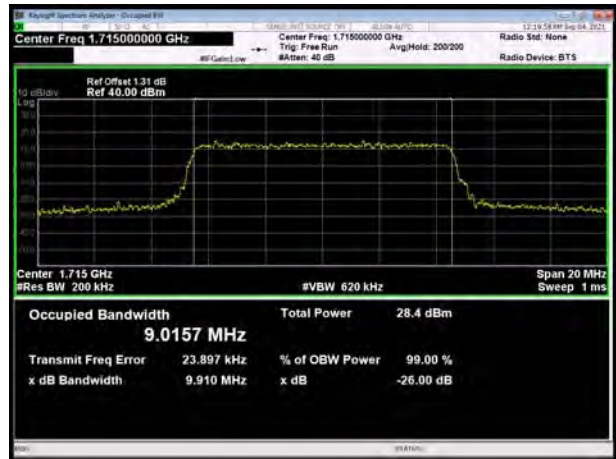




LTE Band 66 16QAM 5MHz CH-Low



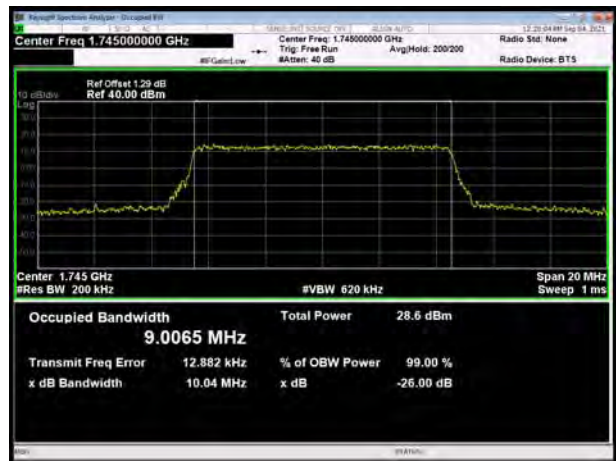
LTE Band 66 16QAM 10MHz CH-Low



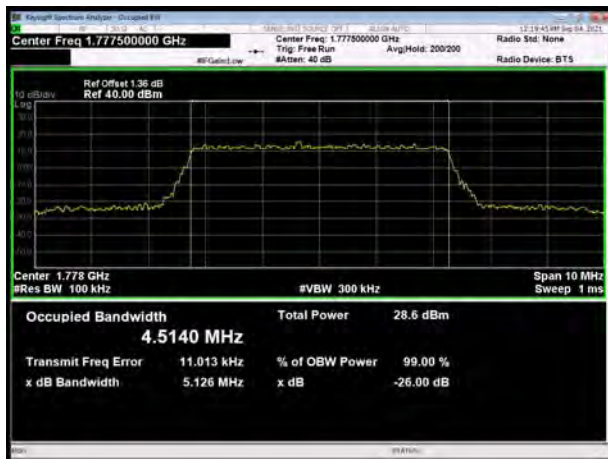
LTE Band 66 16QAM 5MHz CH-Middle



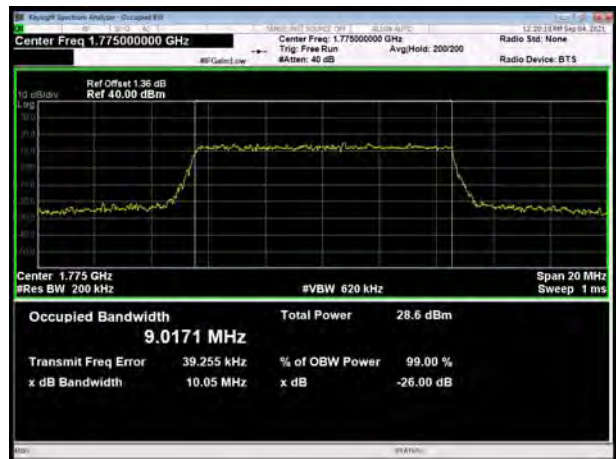
LTE Band 66 16QAM 10MHz CH-Middle



LTE Band 66 16QAM 5MHz CH-High



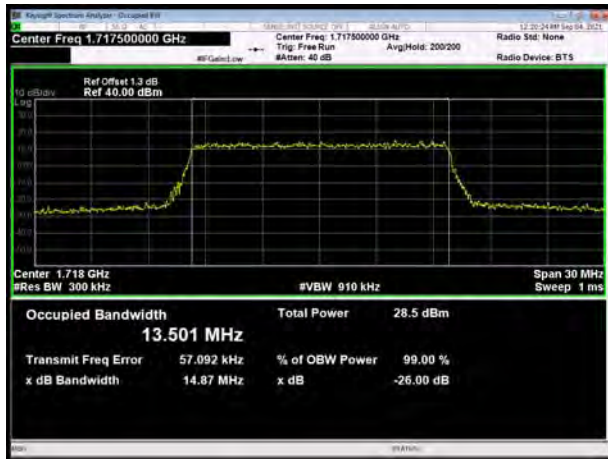
LTE Band 66 16QAM 10MHz CH-High



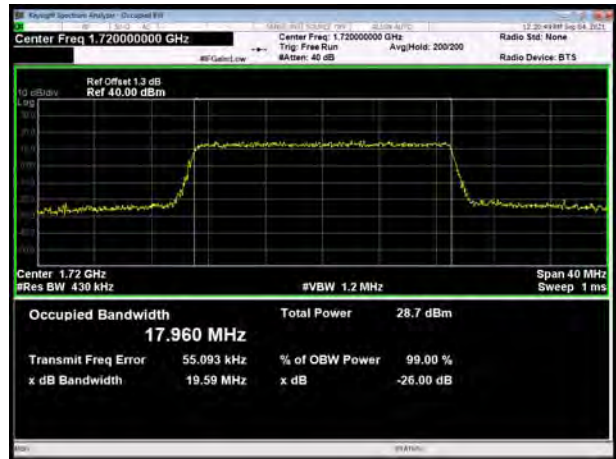




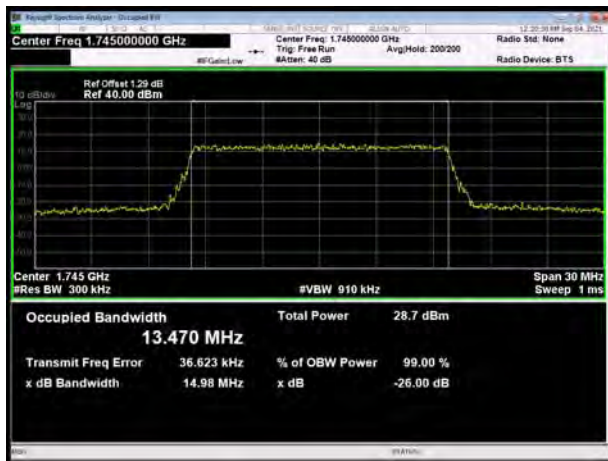
LTE Band 66 16QAM 15MHz CH-Low



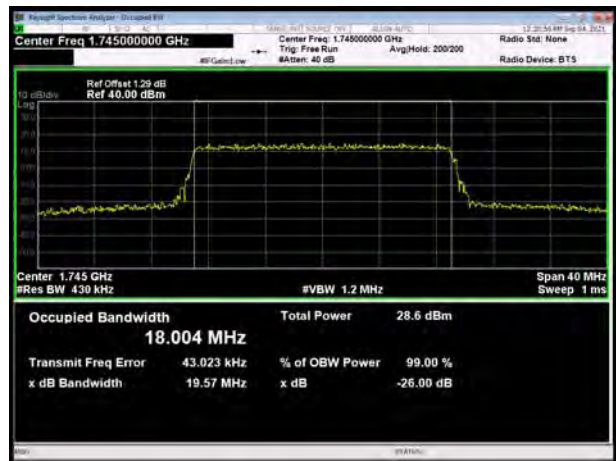
LTE Band 66 16QAM 20MHz CH-Low



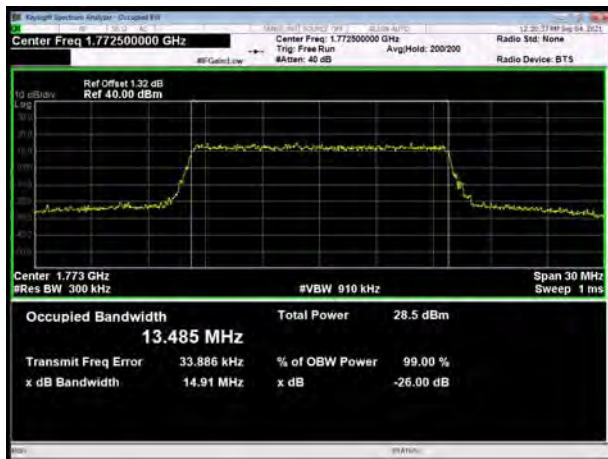
LTE Band 66 16QAM 15MHz CH-Middle



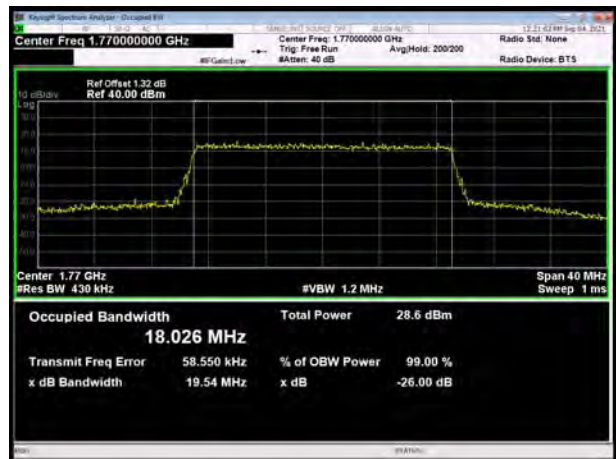
LTE Band 66 16QAM 20MHz CH-Middle



LTE Band 66 16QAM 15MHz CH-High

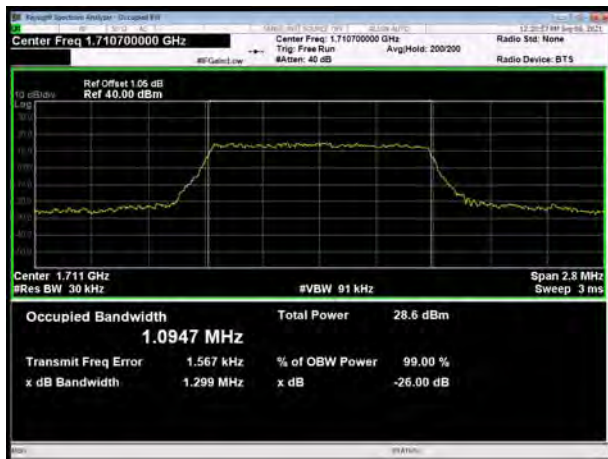


LTE Band 66 16QAM 20MHz CH-High

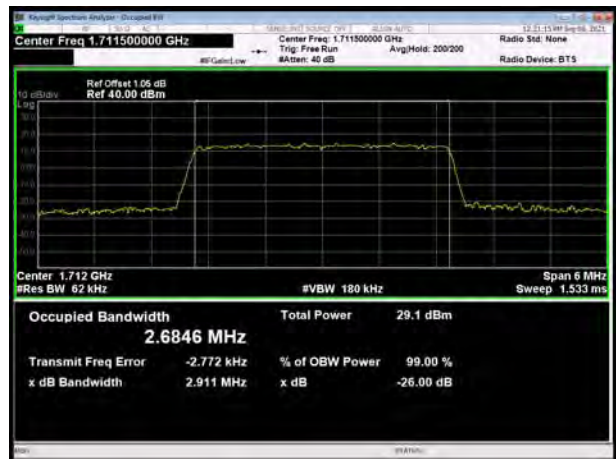




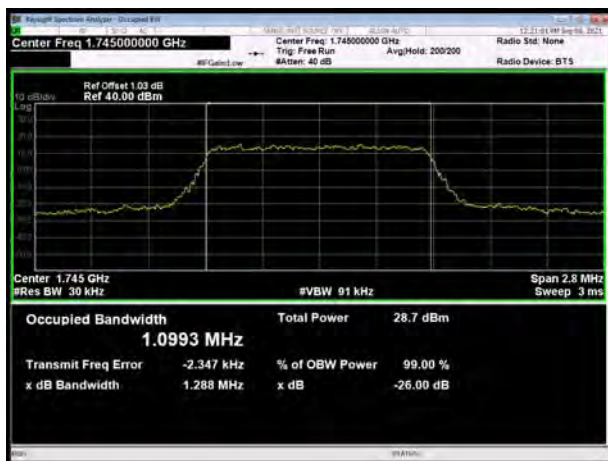
### LTE Band 66 64QAM 1.4MHz CH-Low



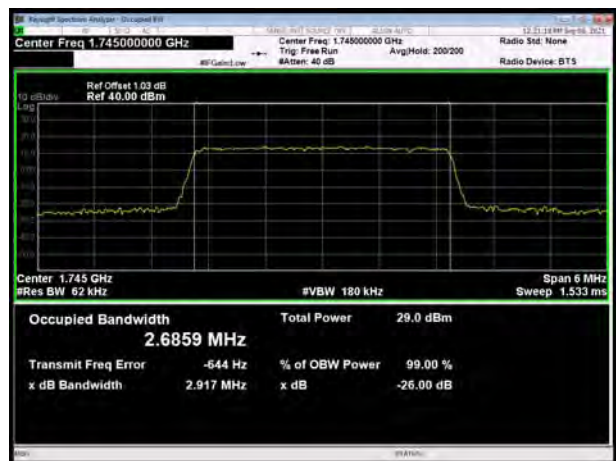
### LTE Band 66 64QAM 3MHz CH-Low



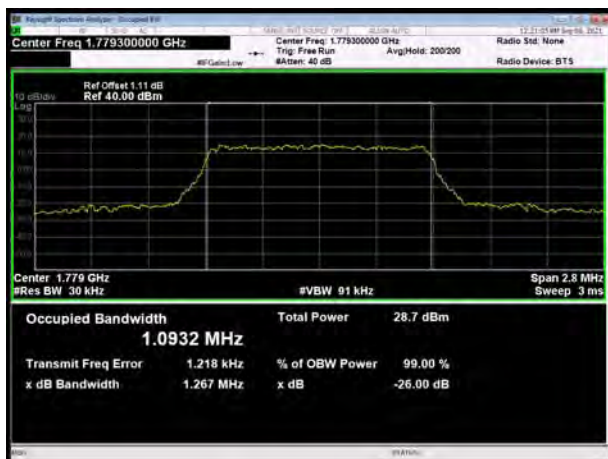
### LTE Band 66 64QAM 1.4MHz CH-Middle



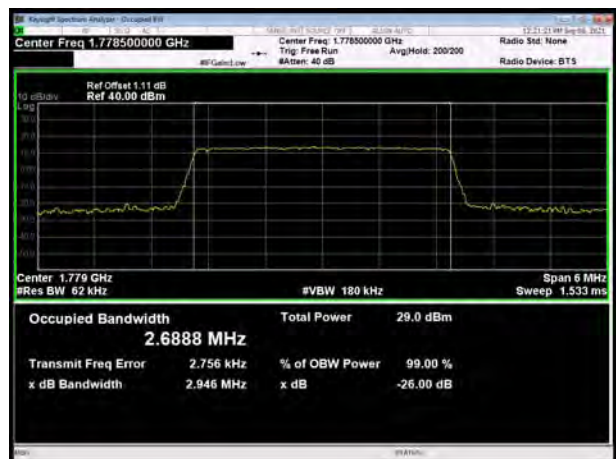
### LTE Band 66 64QAM 3MHz CH-Middle



### LTE Band 66 64QAM 1.4MHz CH-High

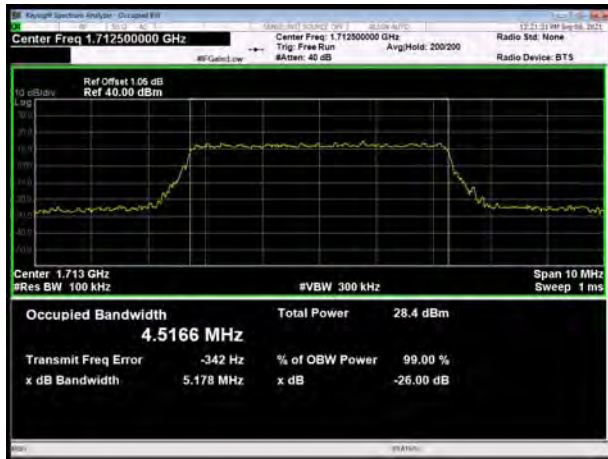


### LTE Band 66 64QAM 3MHz CH-High

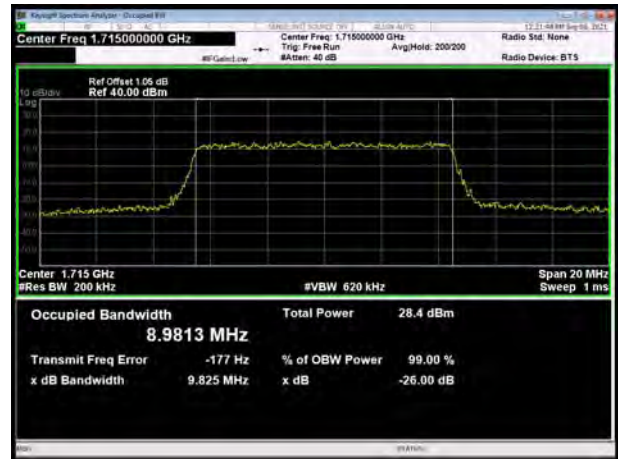




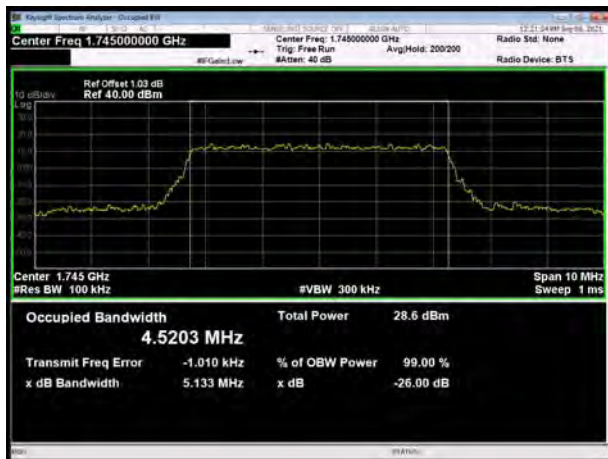
LTE Band 66 64QAM 5MHz CH-Low



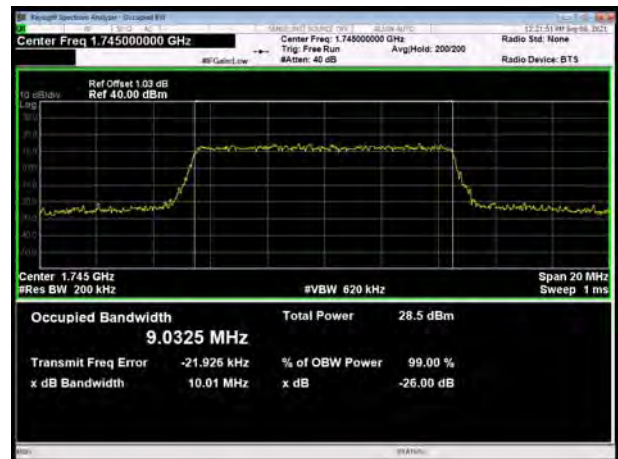
LTE Band 66 64QAM 10MHz CH-Low



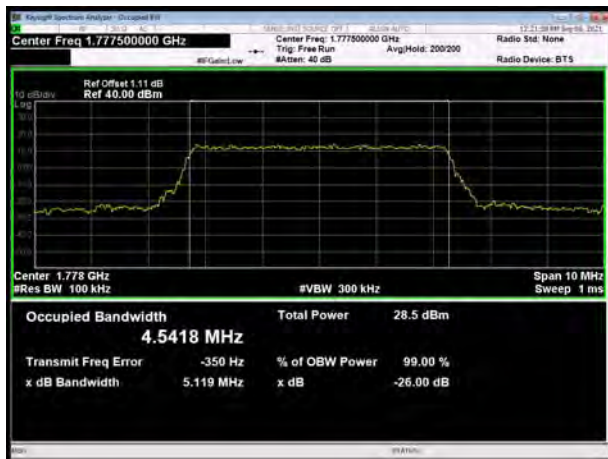
LTE Band 66 64QAM 5MHz CH-Middle



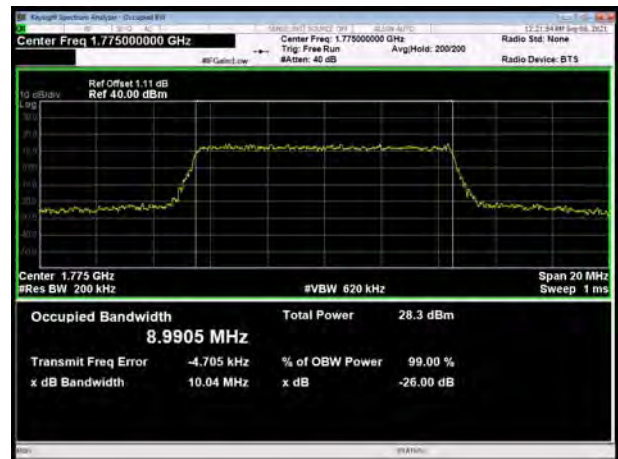
LTE Band 66 64QAM 10MHz CH-Middle



LTE Band 66 64QAM 5MHz CH-High

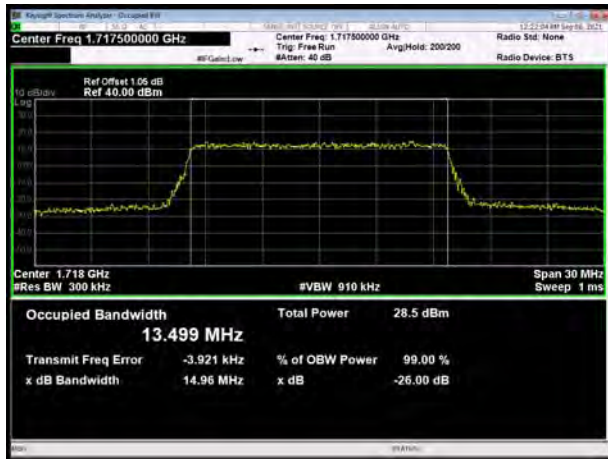


LTE Band 66 64QAM 10MHz CH-High

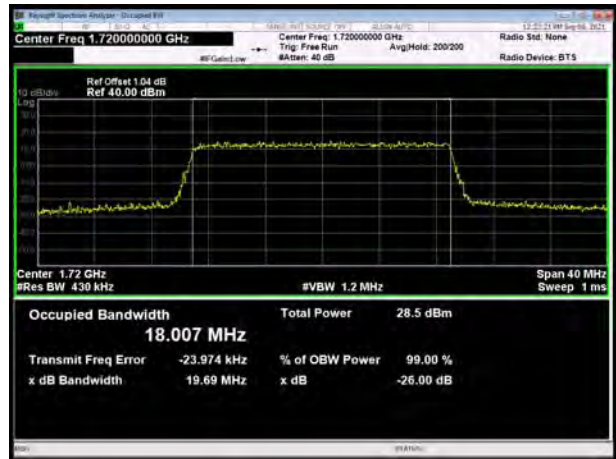




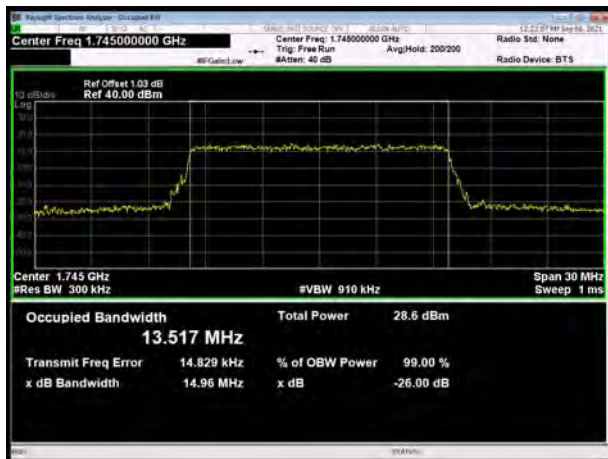
LTE Band 66 64QAM 15MHz CH-Low



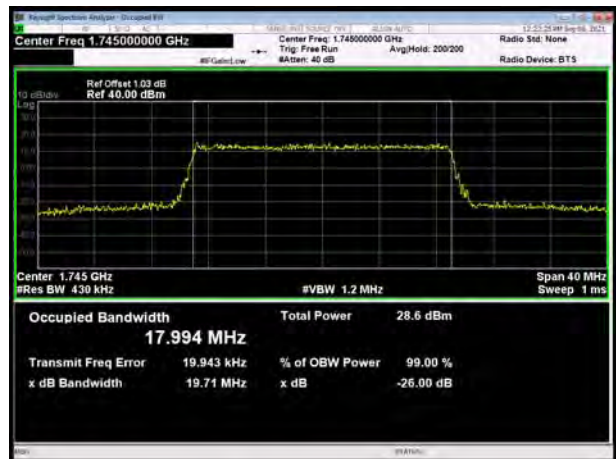
LTE Band 66 64QAM 20MHz CH-Low



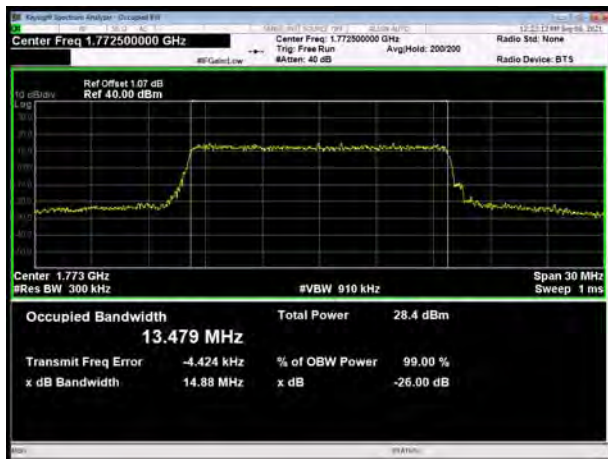
LTE Band 66 64QAM 15MHz CH-Middle



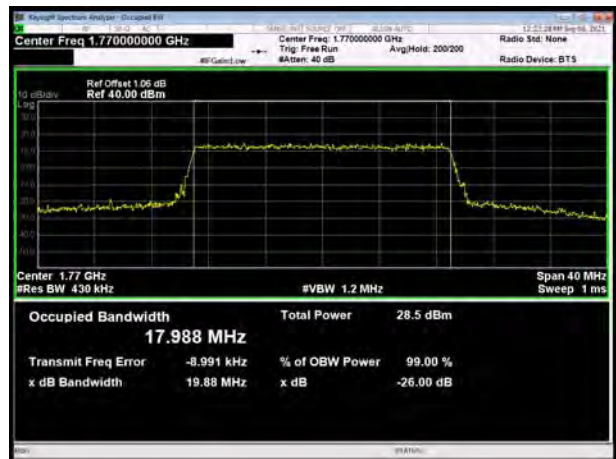
LTE Band 66 64QAM 20MHz CH-Middle



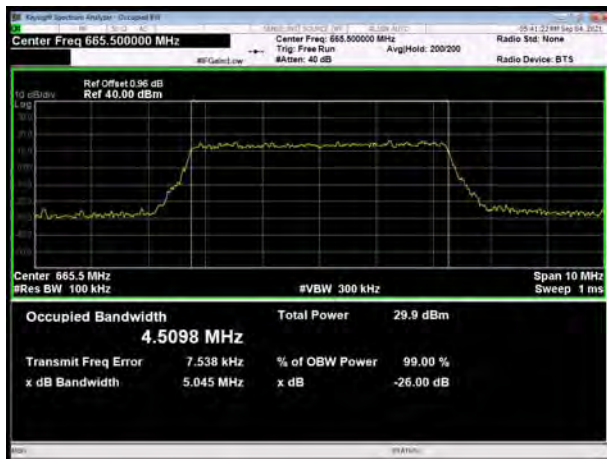
LTE Band 66 64QAM 15MHz CH-High



LTE Band 66 64QAM 20MHz CH-High



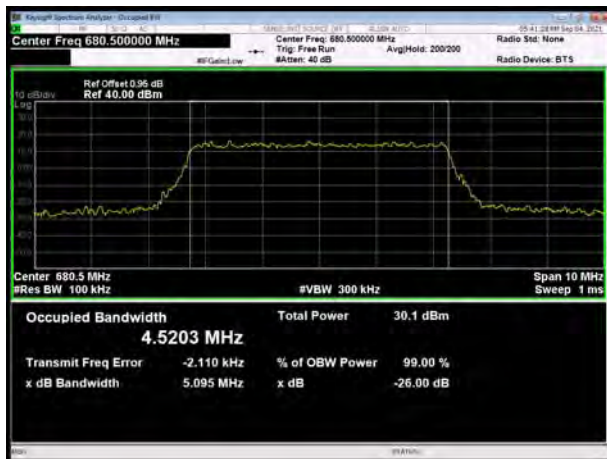
LTE Band 71 QPSK 5MHz CH-Low



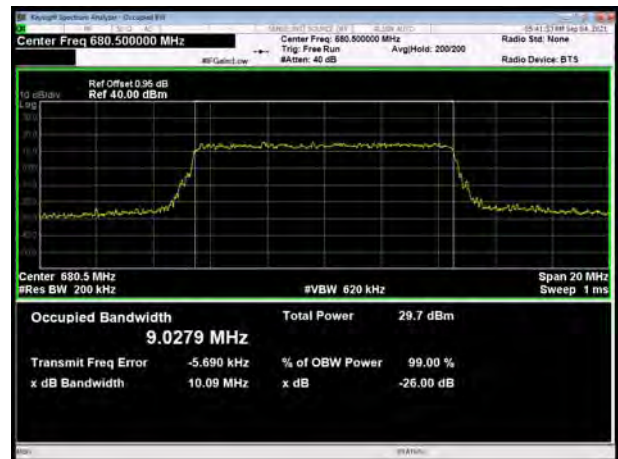
LTE Band 71 QPSK 10MHz CH-Low



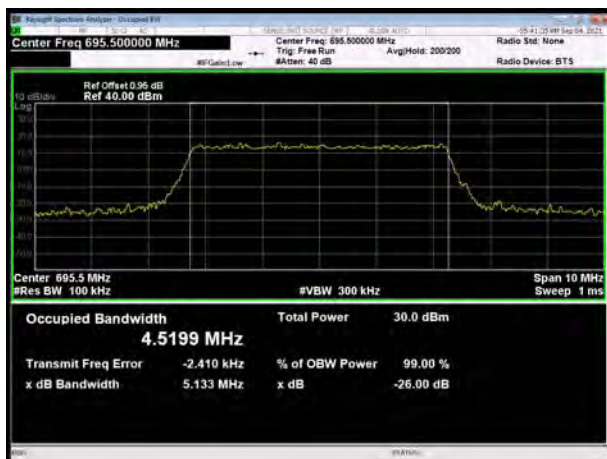
LTE Band 71 QPSK 5MHz CH-Middle



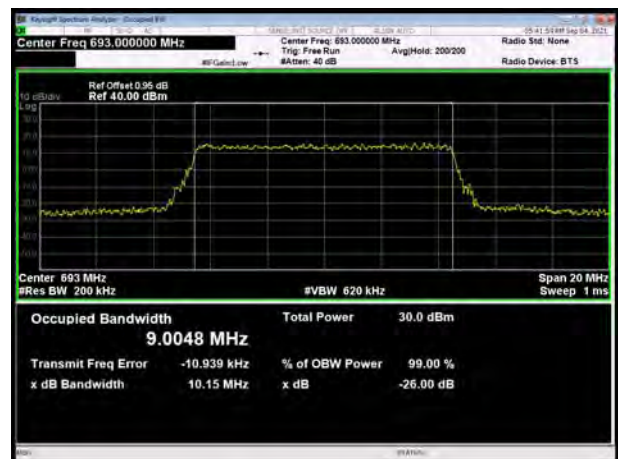
LTE Band 71 QPSK 10MHz CH-Middle



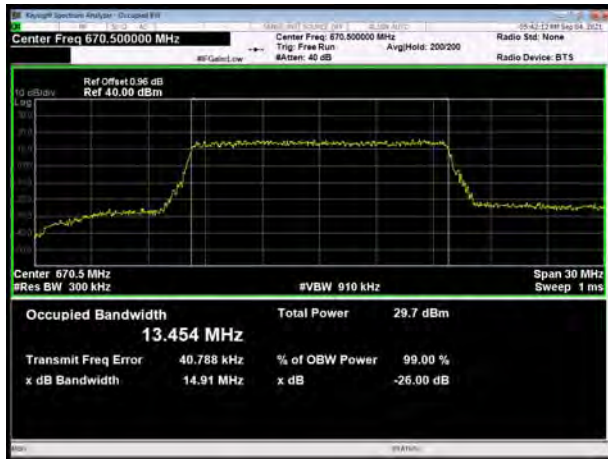
LTE Band 71 QPSK 5MHz CH-High



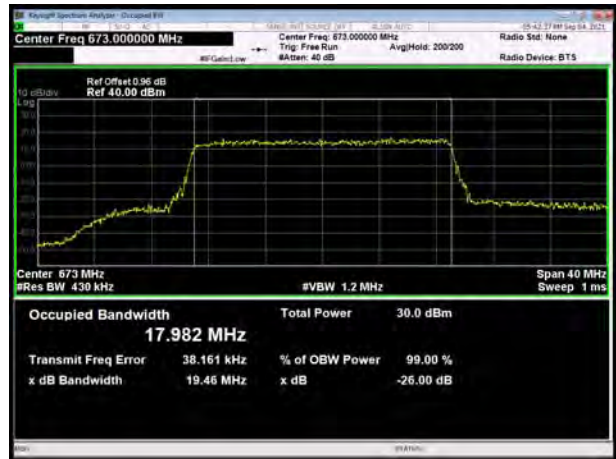
LTE Band 71 QPSK 10MHz CH-High



LTE Band 71 QPSK 15MHz CH-Low



LTE Band 71 QPSK 20MHz CH-Low



LTE Band 71 QPSK 15MHz CH-Middle



LTE Band 71 QPSK 20MHz CH-Middle



LTE Band 71 QPSK 15MHz CH-High

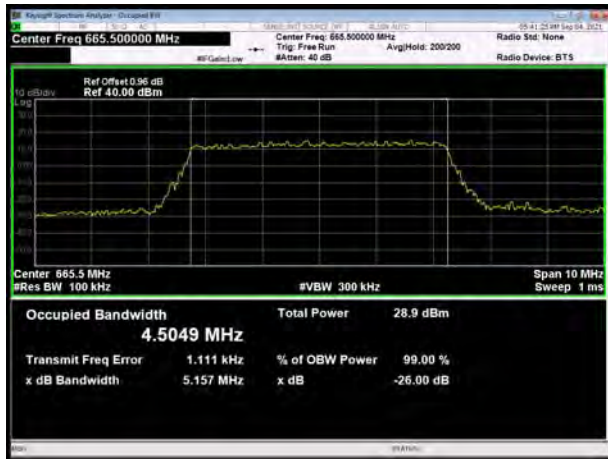


LTE Band 71 QPSK 20MHz CH-High





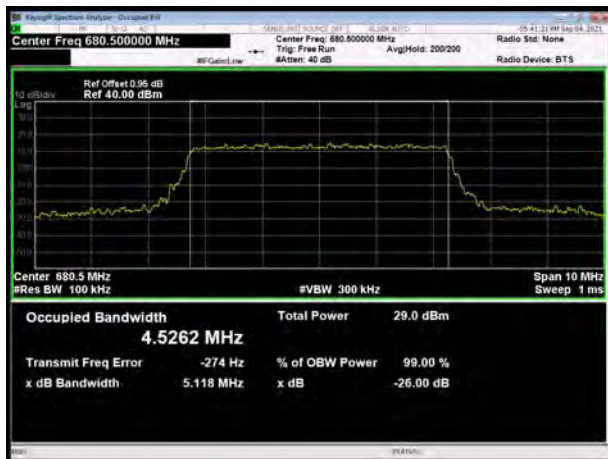
LTE Band 71 16QAM 5MHz CH-Low



LTE Band 71 16QAM 10MHz CH-Low



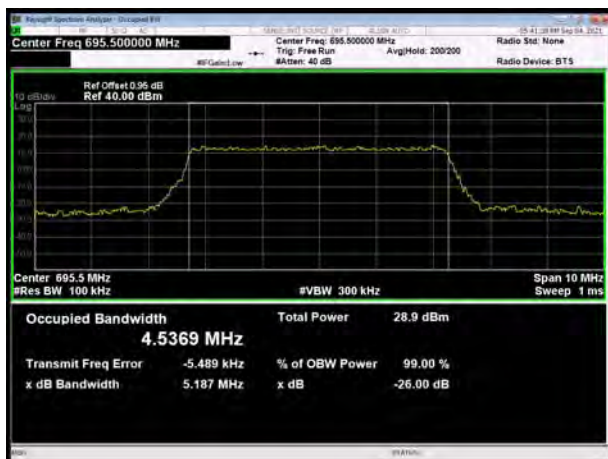
LTE Band 71 16QAM 5MHz CH-Middle



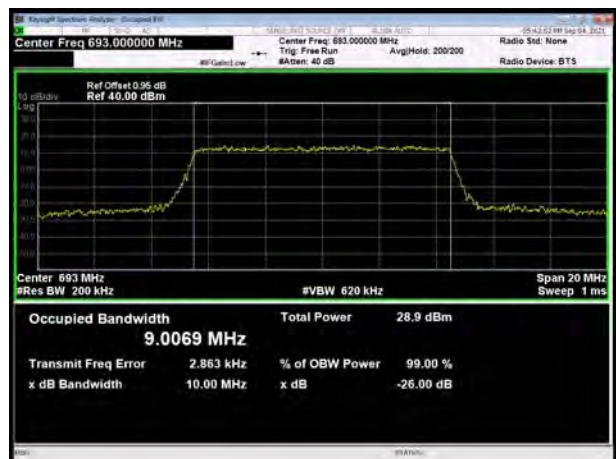
LTE Band 71 16QAM 10MHz CH-Middle



LTE Band 71 16QAM 5MHz CH-High

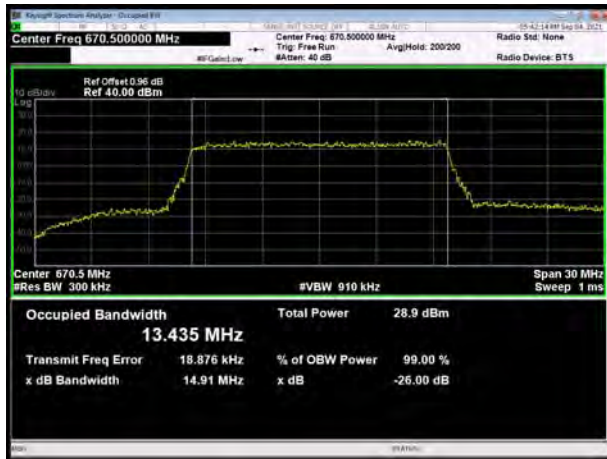


LTE Band 71 16QAM 10MHz CH-High

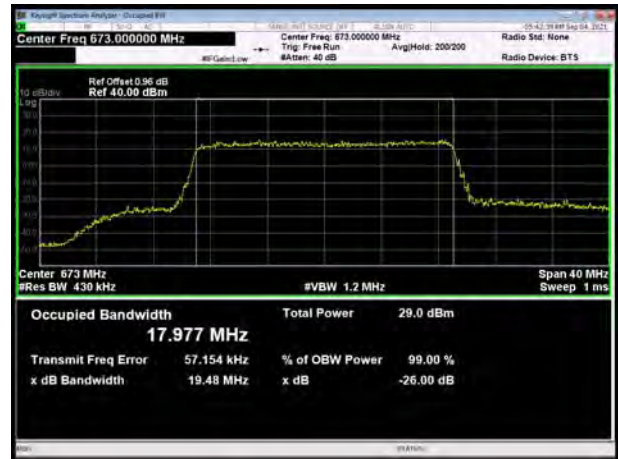




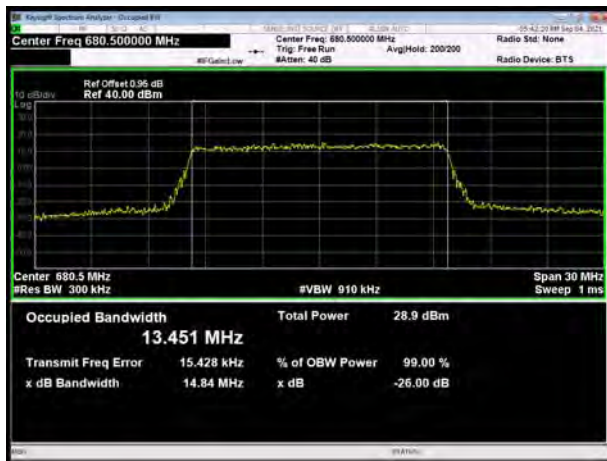
LTE Band 71 16QAM 15MHz CH-Low



LTE Band 71 16QAM 20MHz CH-Low



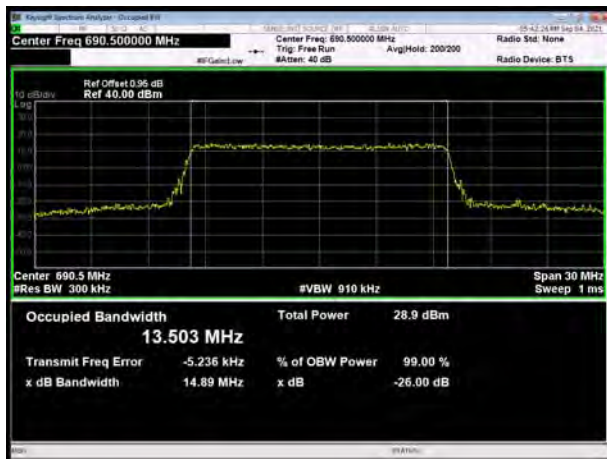
LTE Band 71 16QAM 15MHz CH-Middle



LTE Band 71 16QAM 20MHz CH-Middle



LTE Band 71 16QAM 15MHz CH-High



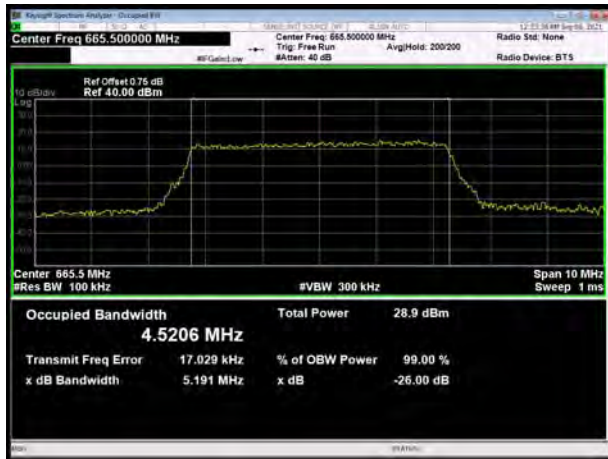
LTE Band 71 16QAM 20MHz CH-High



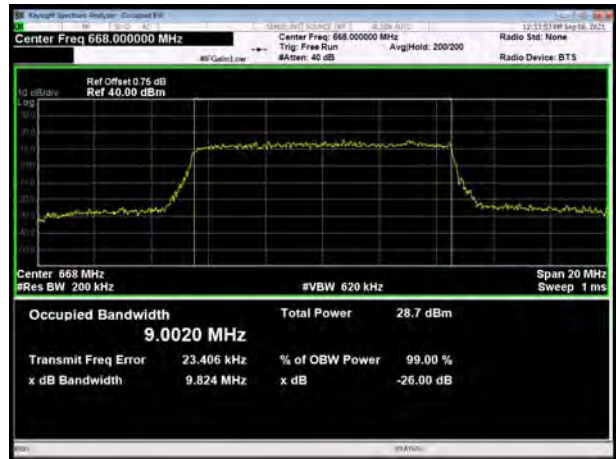




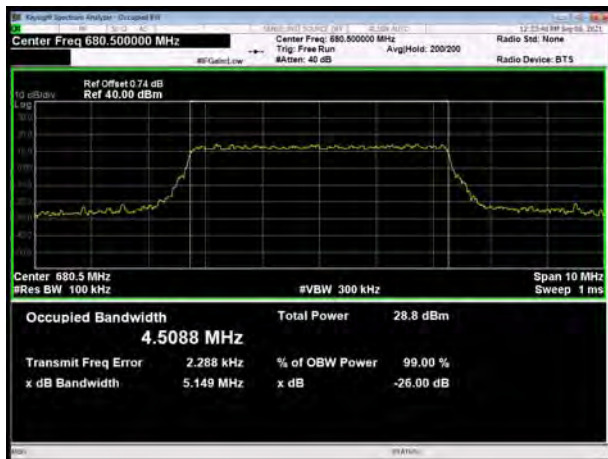
LTE Band 71 64QAM 5MHz CH-Low



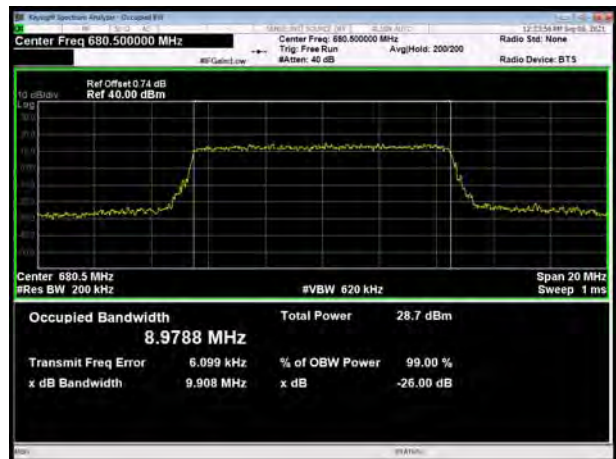
LTE Band 71 64QAM 10MHz CH-Low



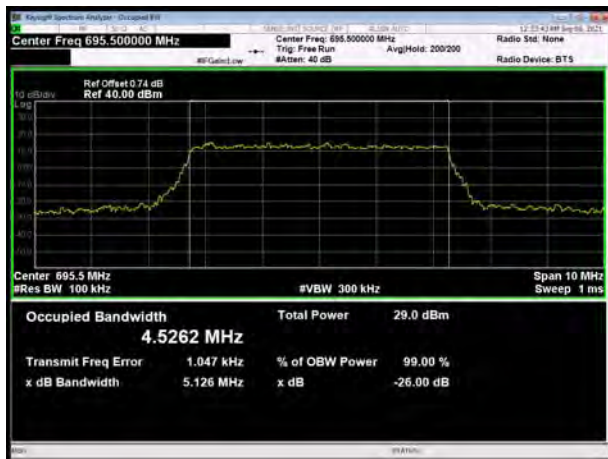
LTE Band 71 64QAM 5MHz CH-Middle



LTE Band 71 64QAM 10MHz CH-Middle



LTE Band 71 64QAM 5MHz CH-High

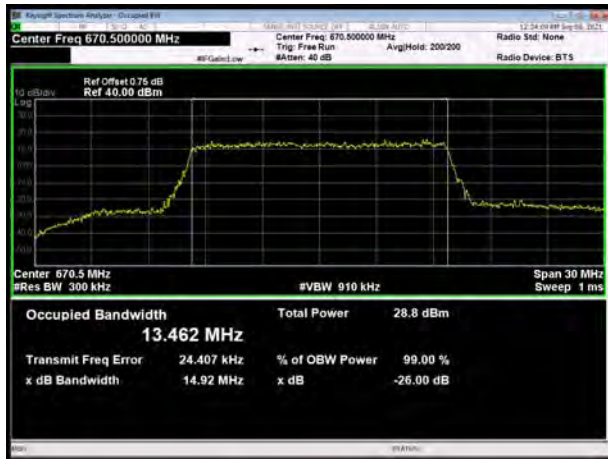


LTE Band 71 64QAM 10MHz CH-High





LTE Band 71 64QAM 15MHz CH-Low



LTE Band 71 64QAM 20MHz CH-Low



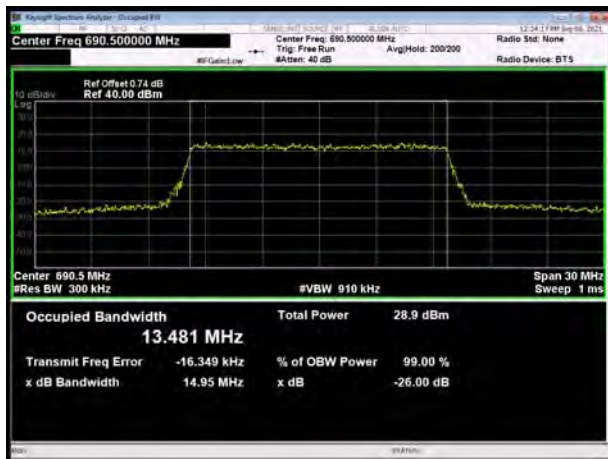
LTE Band 71 64QAM 15MHz CH-Middle



LTE Band 71 64QAM 20MHz CH-Middle



LTE Band 71 64QAM 15MHz CH-High



LTE Band 71 64QAM 20MHz CH-High



### 5.3 Band Edge Compliance

#### Ambient condition

Temperature	Relative humidity	Pressure
23°C ~25°C	45%~50%	101.5kPa

#### Method of Measurement

The EUT was connected to Spectrum Analyzer and Base Station Simulator via power Splitter. The band edge of the lowest and highest channels were measured.

The testing follows KDB 971168 D01 v03r01 Section 6.0

The EUT was connected to spectrum analyzer and system simulator via a power divider.

The band edges of low and high channels for the highest RF powers were measured.

For LTE Band 7 the middle channel, high channel of LTE Band 41 set RBW  $\geq$  1% EBW in the 1MHz band immediately outside and adjacent to the band edge. Beyond the 1 MHz band from the band edge, RBW=1MHz was used.

For LTE Band 41 low channel set RBW  $\geq$  2% EBW in the 1MHz band immediately outside and adjacent to the band edge. Beyond the 1 MHz band from the band edge, RBW=1MHz was used. RBW is set to  $\geq$ 1%EBW, VBW is set to 3x RBW.

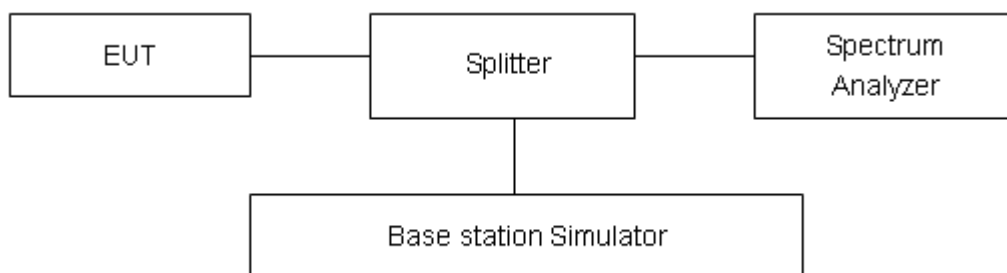
on spectrum analyzer.

Set spectrum analyzer with RMS detector.

The RF fundamental frequency should be excluded against the limit line in the operating frequency band.

Checked that all the results comply with the emission limit line.

#### Test Setup



#### Limits

Rule Part 27.53(h) specifies that “ for operations in the 1695-1710 MHz, 1710-1755 MHz, 1755-1780 MHz, 1915-1920 MHz, 1995-2000 MHz, 2000-2020 MHz, 2110-2155 MHz, 2155-2180 MHz, and 2180-2200 bands, the power of any emission outside a licensee's frequency block shall be attenuated below the transmitter power (P) in watts by at least  $43 + 10 \log_{10} (P)$  dB”

Rule Part 27.53(g) For operations in the 600 MHz band and the 698-746 MHz band, the power of any emission outside a licensee's frequency band(s) of operation shall be attenuated below the



transmitter power (P) within the licensed band(s) of operation, measured in watts, by at least  $43 + 10 \log (P)$  dB. Compliance with this provision is based on the use of measurement instrumentation employing a resolution bandwidth of 100 kilohertz or greater. However, in the 100 kilohertz bands immediately outside and adjacent to a licensee's frequency block, a resolution bandwidth of at least 30 kHz may be employed.

Rule Part 27.53(m) (4) specifies that “for BRS and EBS stations. For mobile digital stations, the attenuation factor shall be not less than  $40 + 10 \log (P)$  dB on all frequencies between the channel edge and 5 megahertz from the channel edge,  $43 + 10 \log (P)$  dB on all frequencies between 5 megahertz and X megahertz from the channel edge, and  $55 + 10 \log (P)$  dB on all frequencies more than X megahertz from the channel edge, where X is the greater of 6 megahertz or the actual emission bandwidth as defined in paragraph (m)(4) of this section. In addition, the attenuation factor shall not be less that  $43 + 10 \log (P)$  dB on all frequencies between 2490.5 MHz and 2496 MHz and  $55 + 10 \log (P)$  dB at or below 2490.5 MHz. Mobile Satellite Service licensees operating on frequencies below 2495 MHz may also submit a documented interference complaint against BRS licensees operating on channel BRS Channel 1 on the same terms and conditions as adjacent channel BRS or EBS licensees.

Example:

The limit line is derived from  $43 + 10 \log (P)$  dB below the transmitter power P(Watts)  
=  $P(W) - [43 + 10 \log (P)]$  (dB)  
=  $[30 + 10 \log (P)]$  (dBm) -  $[43 + 10 \log (P)]$  (dB) = -13dBm.

### Measurement Uncertainty

The assessed measurement uncertainty to ensure 95% confidence level for the normal distribution is with the coverage factor  $k = 1.96$ ,  $U=0.684$ dB.



### Test Result

All the test traces in the plots shows the test results clearly.

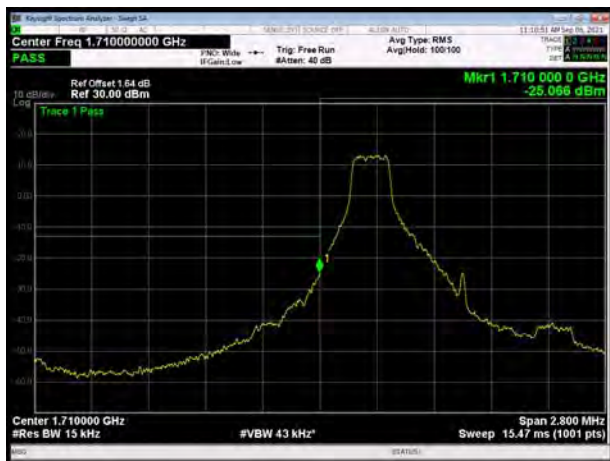
#### WCDMA Band IV CH-Low



#### WCDMA Band IV CH-High



#### LTE Band 4 QPSK 1.4MHz CH-Low, 1 RB



#### LTE Band 4 QPSK 1.4MHz CH-High, 1 RB



#### LTE Band 4 QPSK 1.4MHz CH-Low, 100%RB

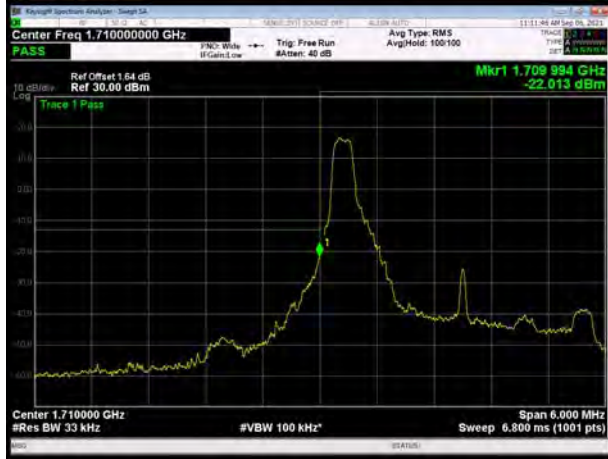


#### LTE Band 4 QPSK 1.4MHz CH-High, 100%RB





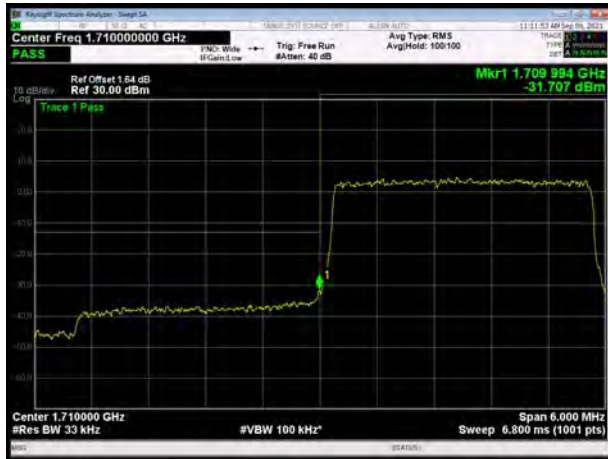
LTE Band 4 QPSK 3MHz CH-Low, 1 RB



LTE Band 4 QPSK 3MHz CH-High, 1 RB



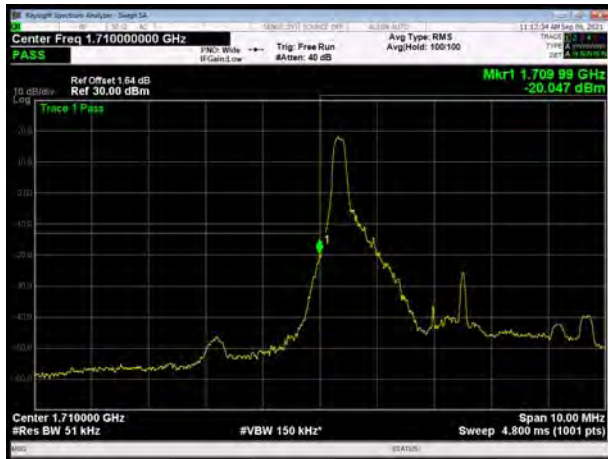
LTE Band 4 QPSK 3MHz CH-Low, 100%RB



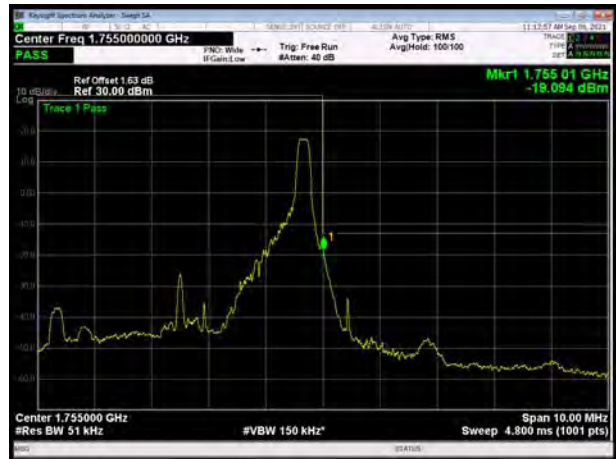
LTE Band 4 QPSK 3MHz CH-High, 100%RB



LTE Band 4 QPSK 5MHz CH-Low, 1 RB

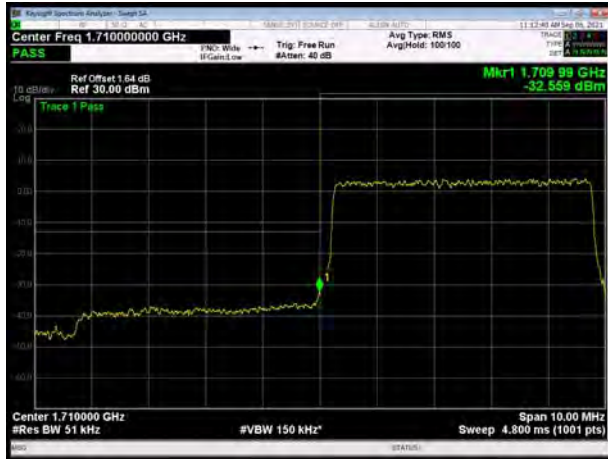


LTE Band 4 QPSK 5MHz CH-High, 1 RB





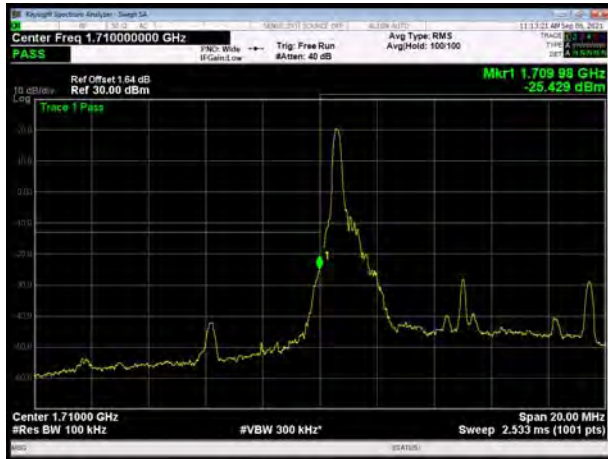
LTE Band 4 QPSK 5MHz CH-Low, 100%RB



LTE Band 4 QPSK 5MHz CH-High, 100%RB



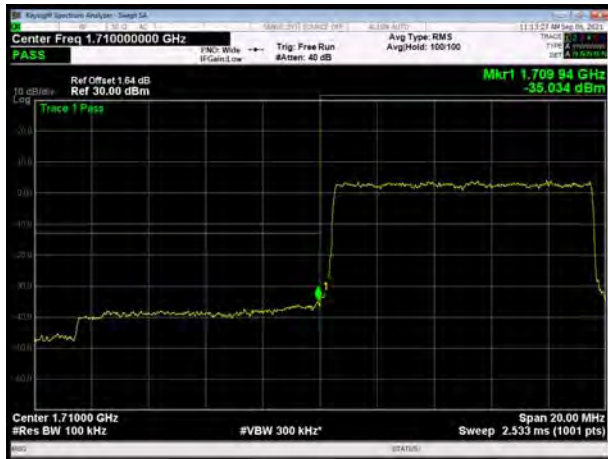
LTE Band 4 QPSK 10MHz CH-Low, 1 RB



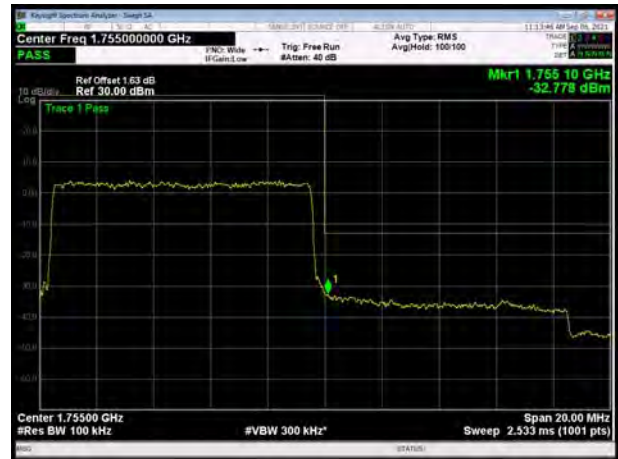
LTE Band 4 QPSK 10MHz CH-High, 1 RB



LTE Band 4 QPSK 10MHz CH-Low, 100%RB

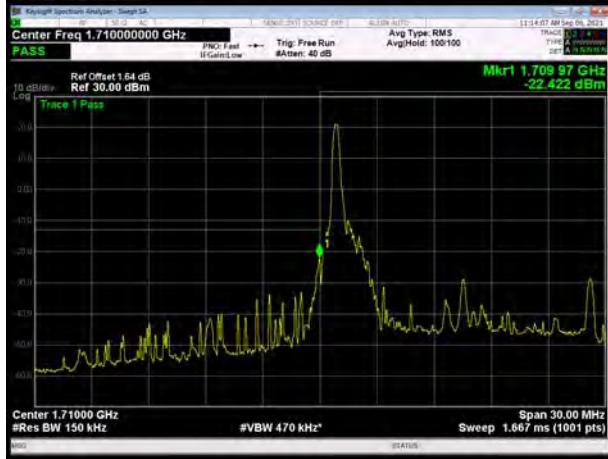


LTE Band 4 QPSK 10MHz CH-High, 100%RB





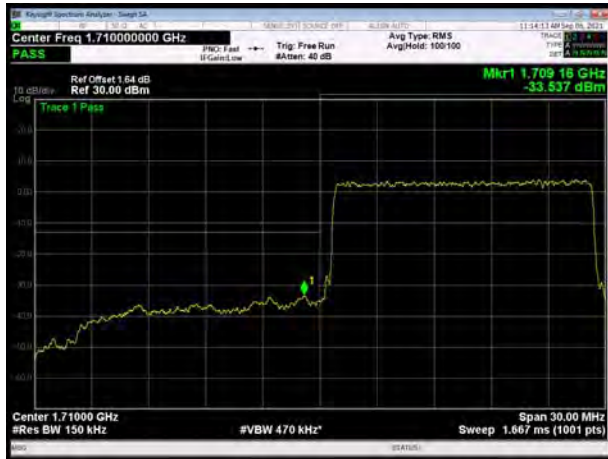
LTE Band 4 QPSK 15MHz CH-Low, 1 RB



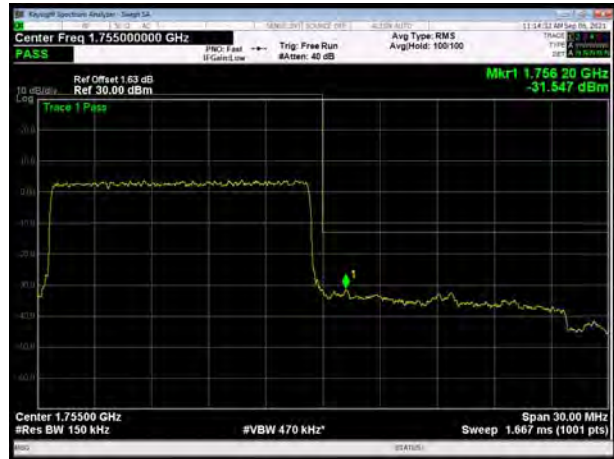
LTE Band 4 QPSK 15MHz CH-High, 1 RB



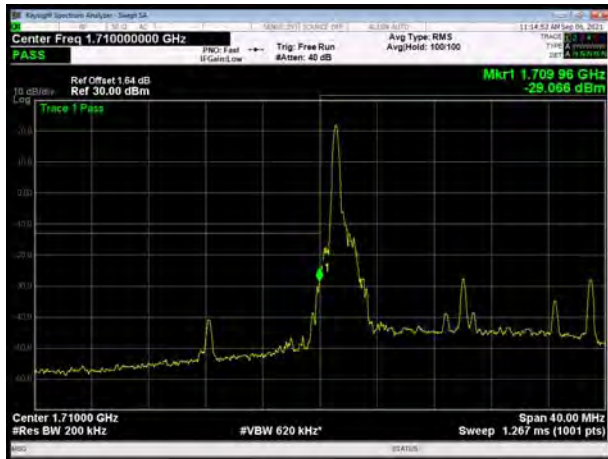
LTE Band 4 QPSK 15MHz CH-Low, 100%RB



LTE Band 4 QPSK 15MHz CH-High, 100%RB



LTE Band 4 QPSK 20MHz CH-Low, 1 RB



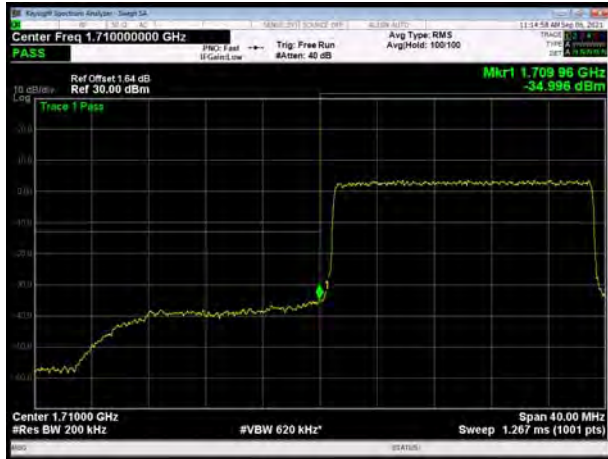
LTE Band 4 QPSK 20MHz CH-High, 1 RB



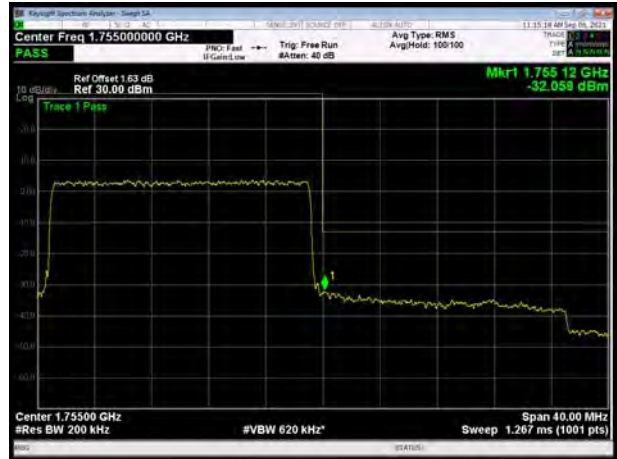




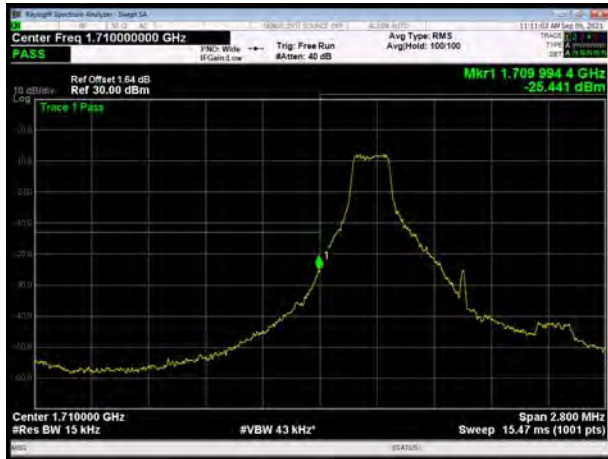
LTE Band 4 QPSK 20MHz CH-Low, 100%RB



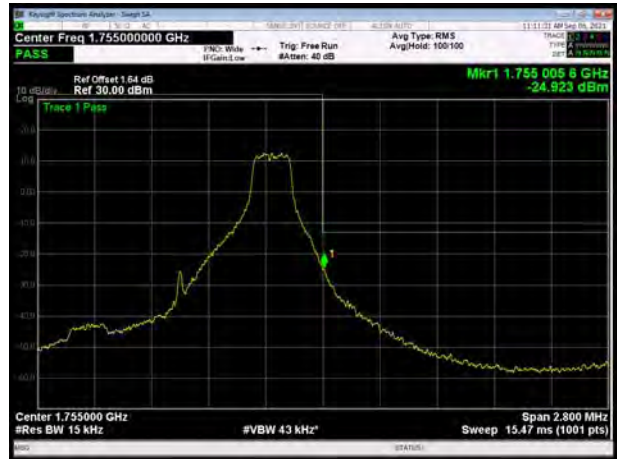
LTE Band 4 QPSK 20MHz CH-High, 100%RB



LTE Band 4 16QAM 1.4MHz CH-Low, 1 RB



LTE Band 4 16QAM 1.4MHz CH-High, 1 RB



LTE Band 4 16QAM 1.4MHz CH-Low, 100%RB

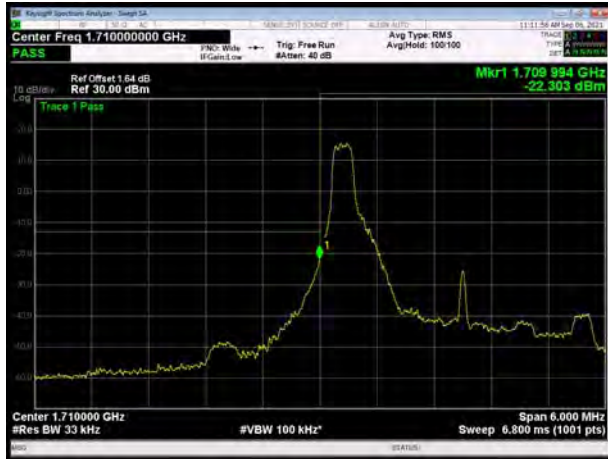


LTE Band 4 16QAM 1.4MHz CH-High, 100%RB

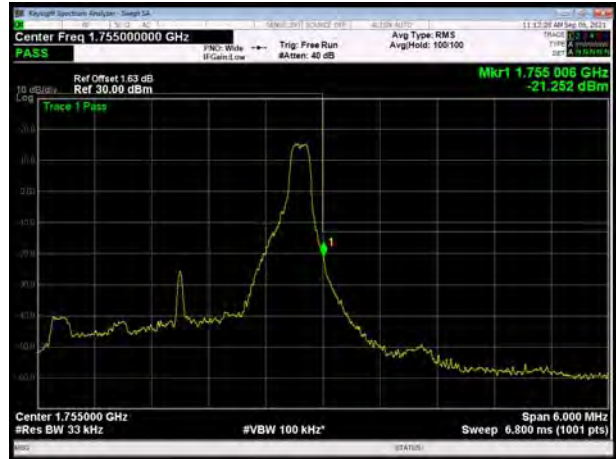




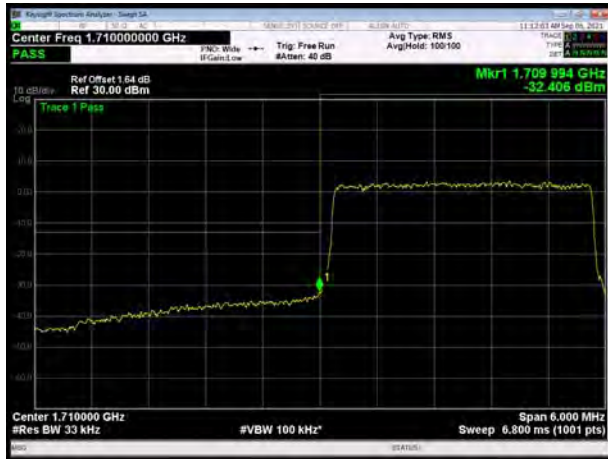
LTE Band 4 16QAM 3MHz CH-Low, 1 RB



LTE Band 4 16QAM 3MHz CH-High, 1 RB



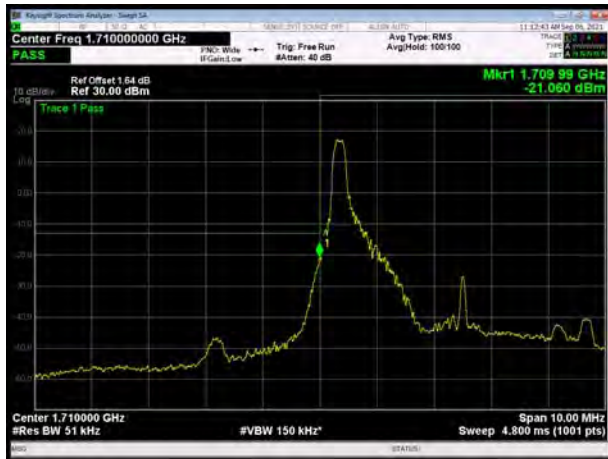
LTE Band 4 16QAM 3MHz CH-Low, 100%RB



LTE Band 4 16QAM 3MHz CH-High, 100%RB



LTE Band 4 16QAM 5MHz CH-Low, 1 RB

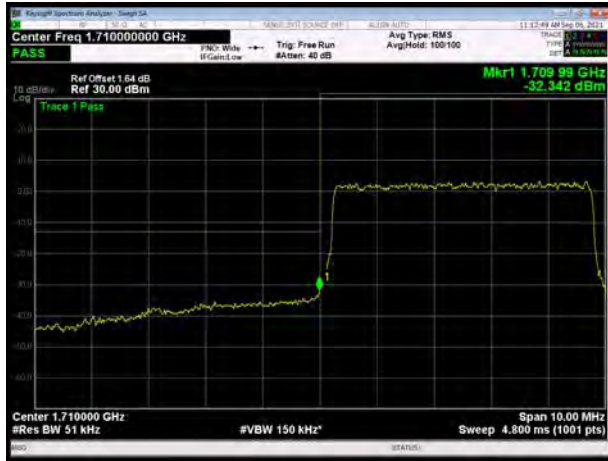


LTE Band 4 16QAM 5MHz CH-High, 1 RB

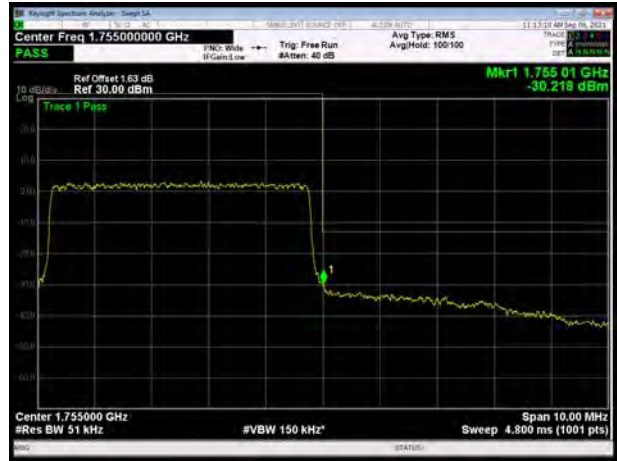




LTE Band 4 16QAM 5MHz CH-Low, 100%RB



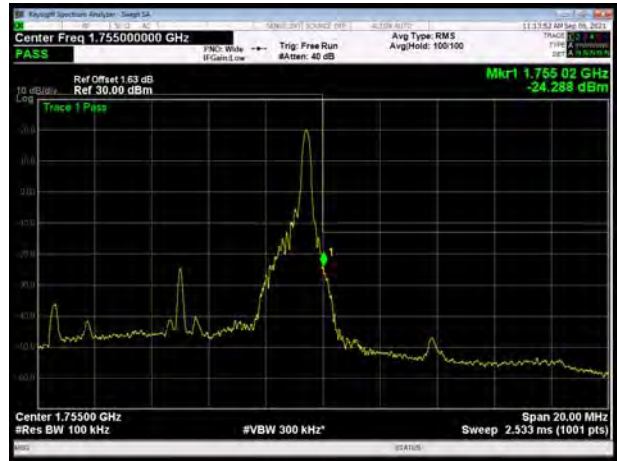
LTE Band 4 16QAM 5MHz CH-High, 100%RB



LTE Band 4 16QAM 10MHz CH-Low, 1 RB



LTE Band 4 16QAM 10MHz CH-High, 1 RB



LTE Band 4 16QAM 10MHz CH-Low, 100%RB

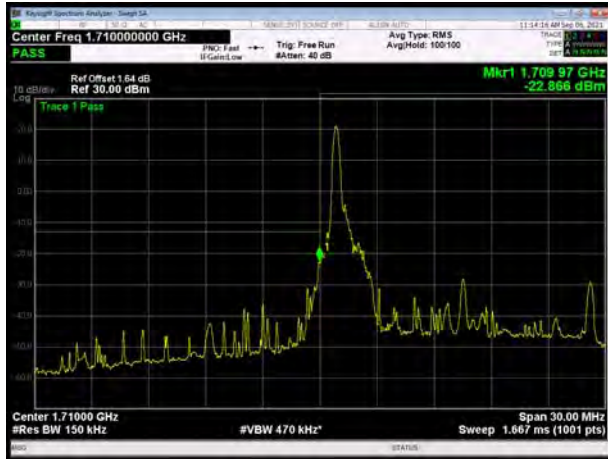


LTE Band 4 16QAM 10MHz CH-High, 100%RB

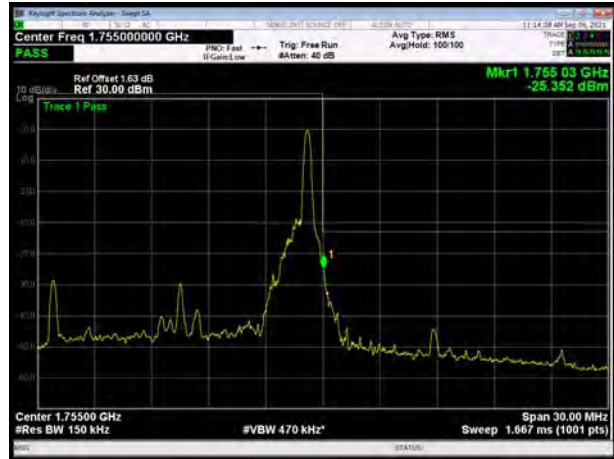




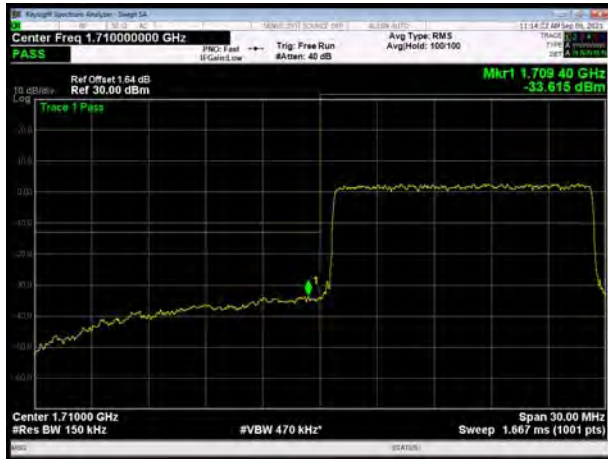
LTE Band 4 16QAM 15MHz CH-Low, 1 RB



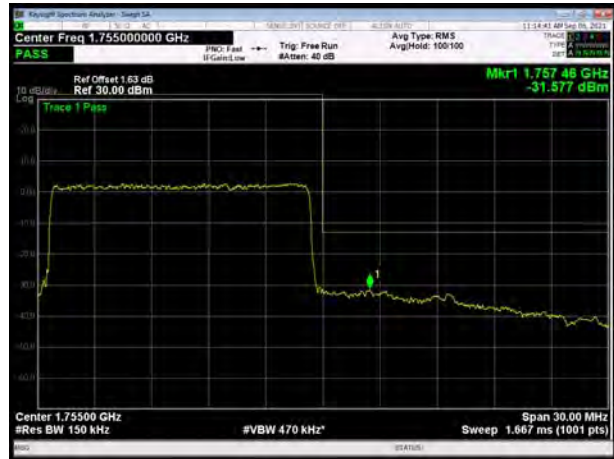
LTE Band 4 16QAM 15MHz CH-High, 1 RB



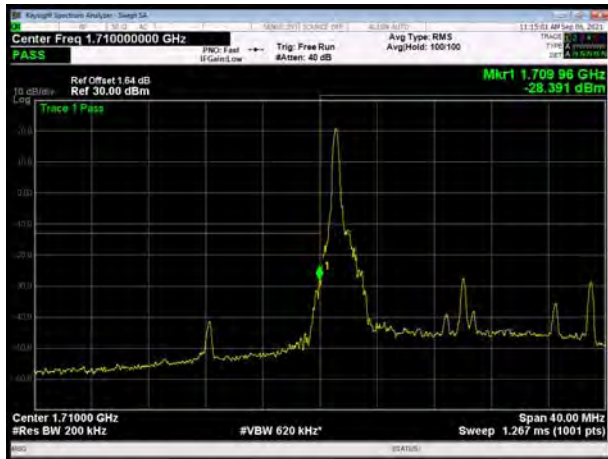
LTE Band 4 16QAM 15MHz CH-Low, 100%RB



LTE Band 4 16QAM 15MHz CH-High, 100%RB



LTE Band 4 16QAM 20MHz CH-Low, 1 RB

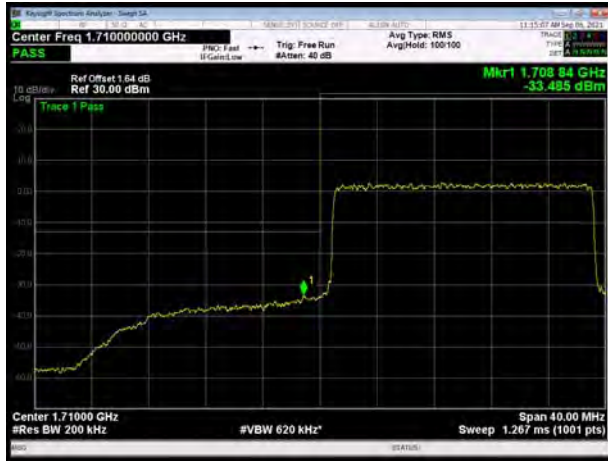


LTE Band 4 16QAM 20MHz CH-High, 1 RB





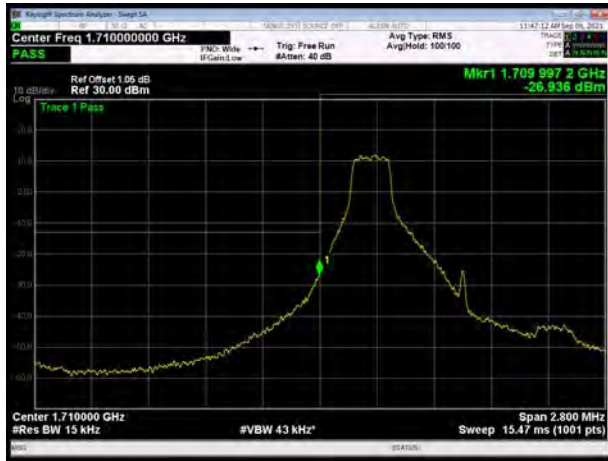
LTE Band 4 16QAM 20MHz CH-Low, 100%RB



LTE Band 4 16QAM 20MHz CH-High, 100%RB



LTE Band 4 64QAM 1.4MHz CH-Low, 1 RB



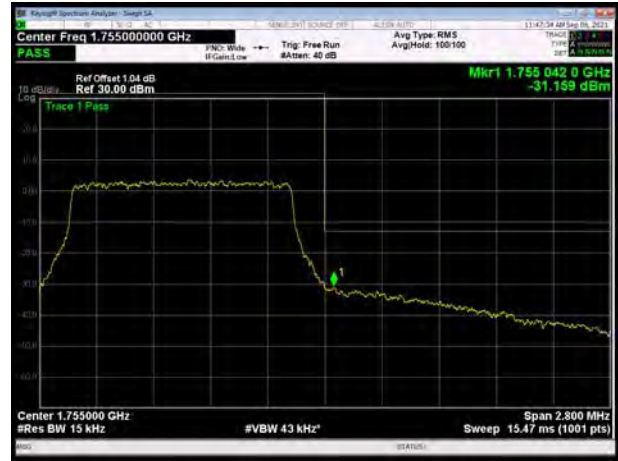
LTE Band 4 64QAM 1.4MHz CH-High, 1 RB



LTE Band 4 64QAM 1.4MHz CH-Low, 100%RB

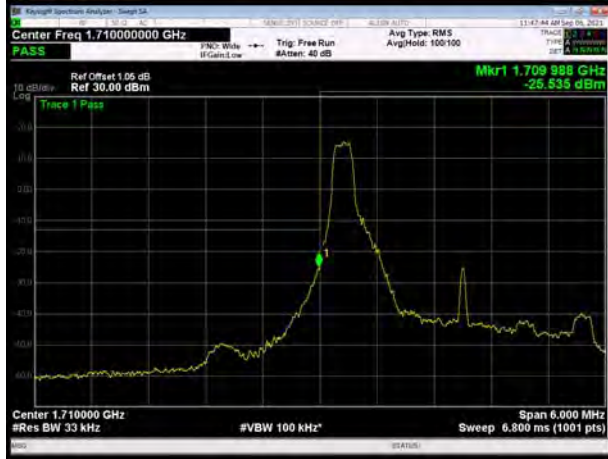


LTE Band 4 64QAM 1.4MHz CH-High, 100%RB

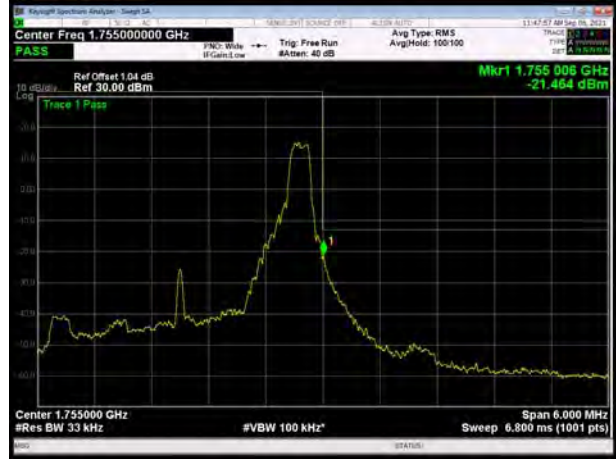




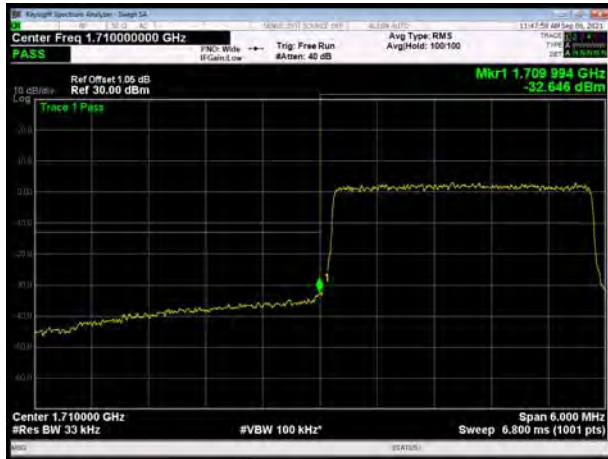
LTE Band 4 64QAM 3MHz CH-Low, 1 RB



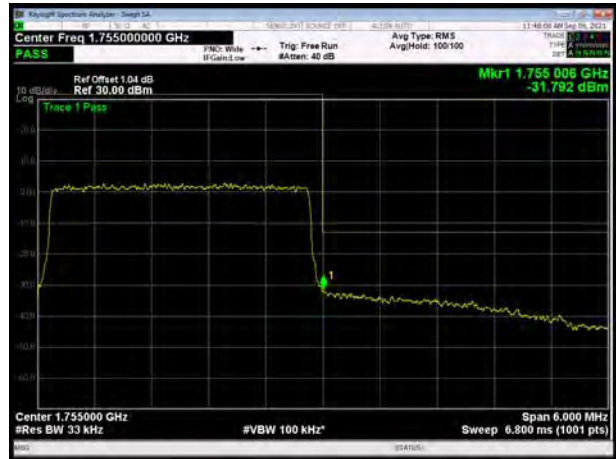
LTE Band 4 64QAM 3MHz CH-High, 1 RB



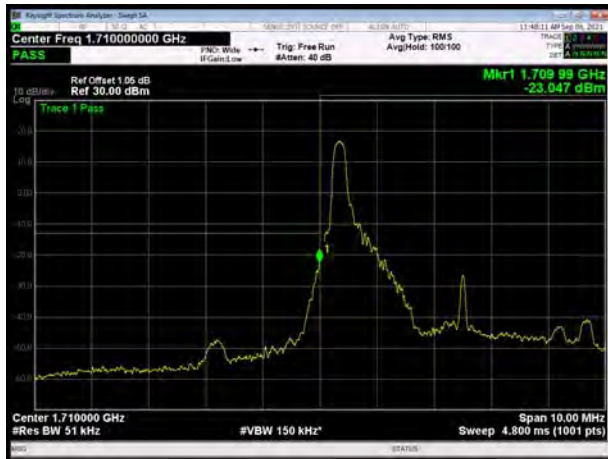
LTE Band 4 64QAM 3MHz CH-Low, 100%RB



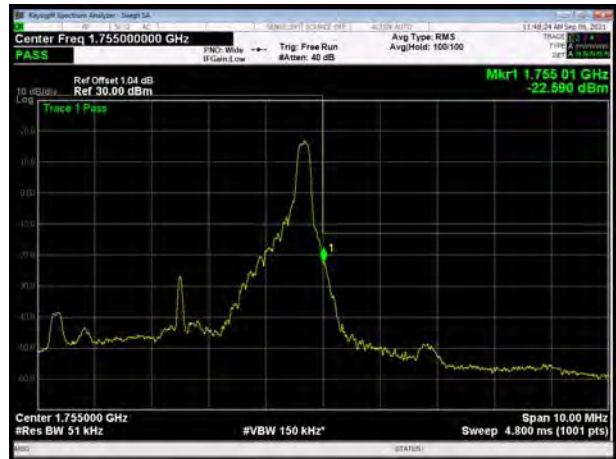
LTE Band 4 64QAM 3MHz CH-High, 100%RB



LTE Band 4 64QAM 5MHz CH-Low, 1 RB

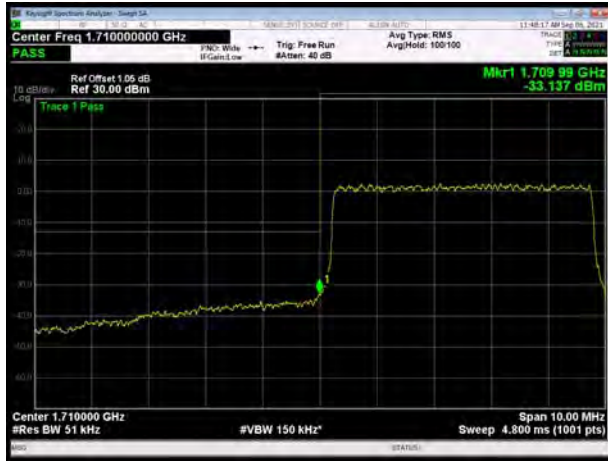


LTE Band 4 64QAM 5MHz CH-High, 1 RB

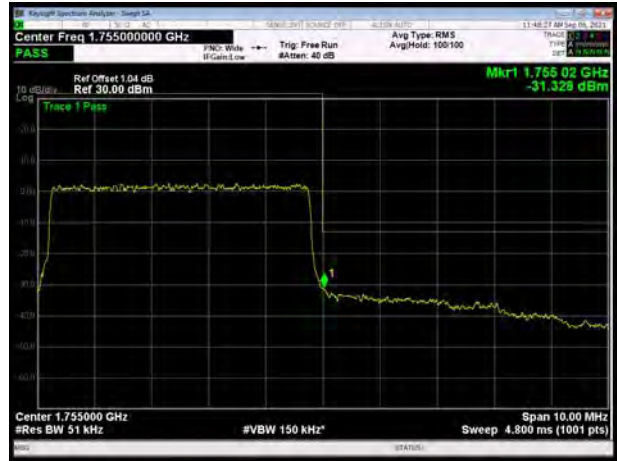




LTE Band 4 64QAM 5MHz CH-Low, 100%RB



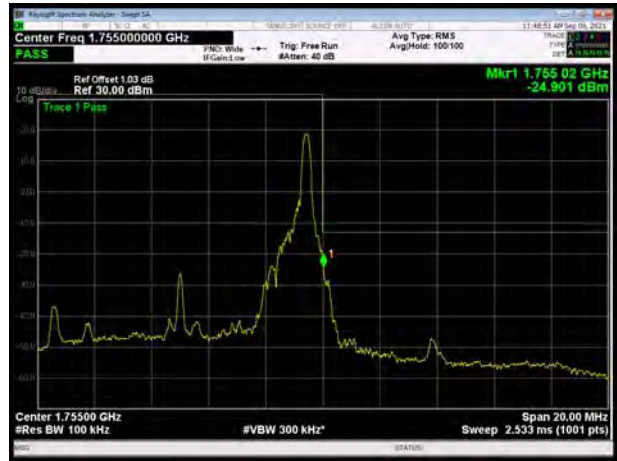
LTE Band 4 64QAM 5MHz CH-High, 100%RB



LTE Band 4 64QAM 10MHz CH-Low, 1 RB



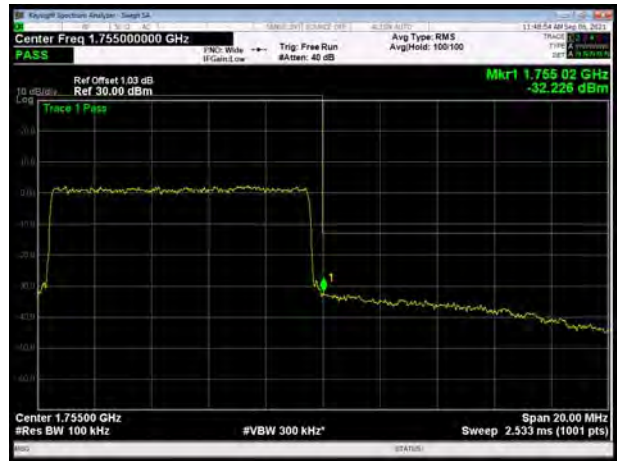
LTE Band 4 64QAM 10MHz CH-High, 1 RB



LTE Band 4 64QAM 10MHz CH-Low, 100%RB



LTE Band 4 64QAM 10MHz CH-High, 100%RB

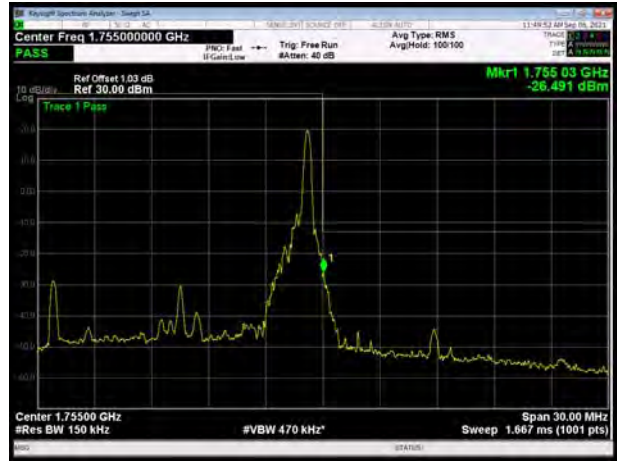




LTE Band 4 64QAM 15MHz CH-Low, 1 RB



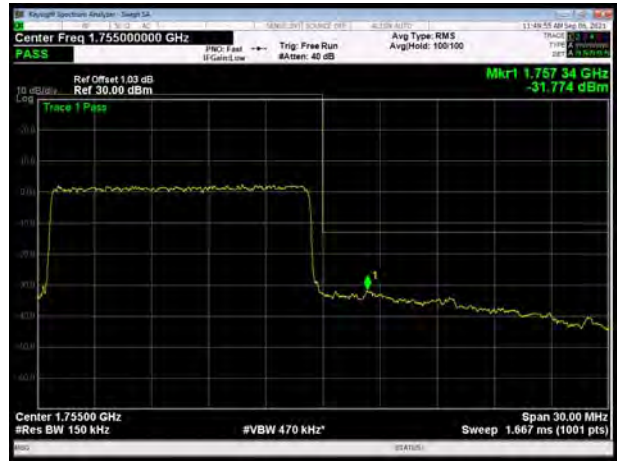
LTE Band 4 64QAM 15MHz CH-High, 1 RB



LTE Band 4 64QAM 15MHz CH-Low, 100%RB



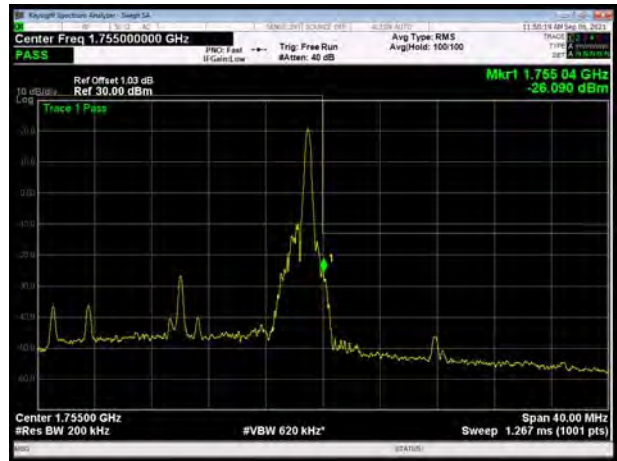
LTE Band 4 64QAM 15MHz CH-High, 100%RB



LTE Band 4 64QAM 20MHz CH-Low, 1 RB



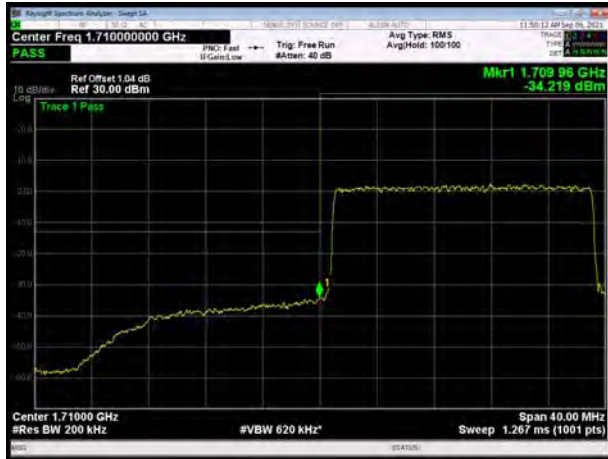
LTE Band 4 64QAM 20MHz CH-High, 1 RB



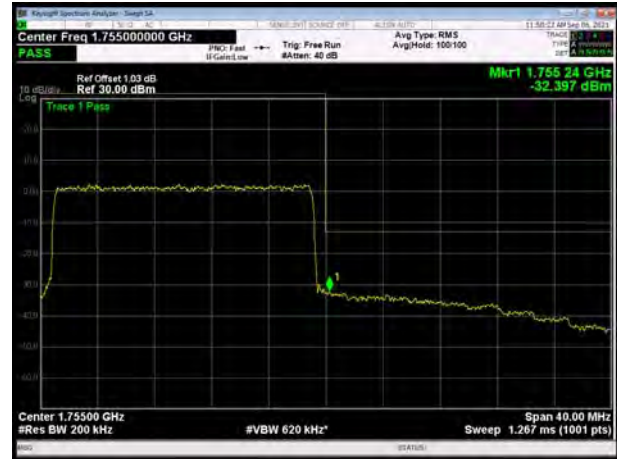




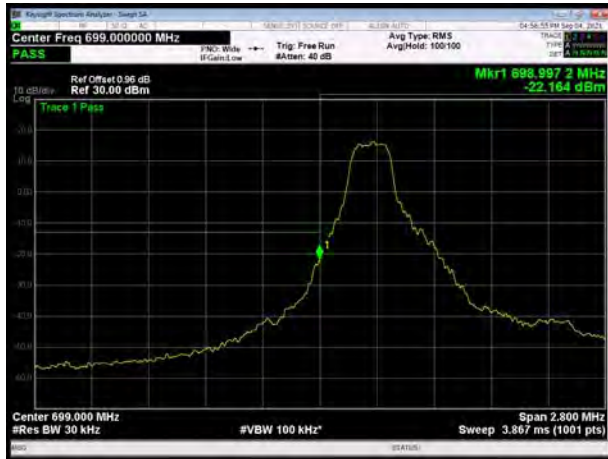
LTE Band 4 64QAM 20MHz CH-Low, 100%RB



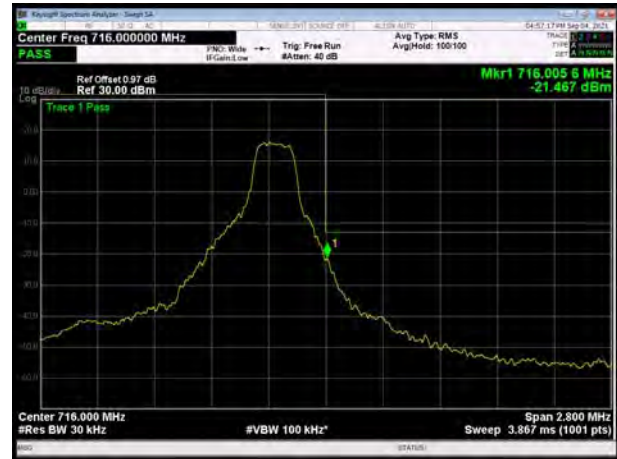
LTE Band 4 64QAM 20MHz CH-High, 100%RB



LTE Band 12 QPSK 1.4MHz CH-Low, 1 RB



LTE Band 12 QPSK 1.4MHz CH-High, 1 RB



LTE Band 12 QPSK 1.4MHz CH-Low, 100%RB

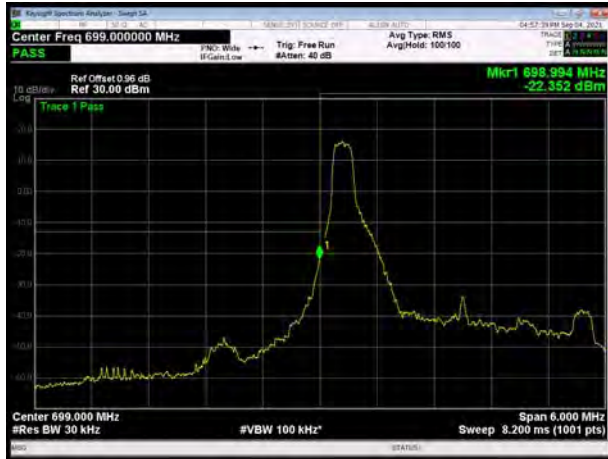


LTE Band 12 QPSK 1.4MHz CH-High, 100%RB

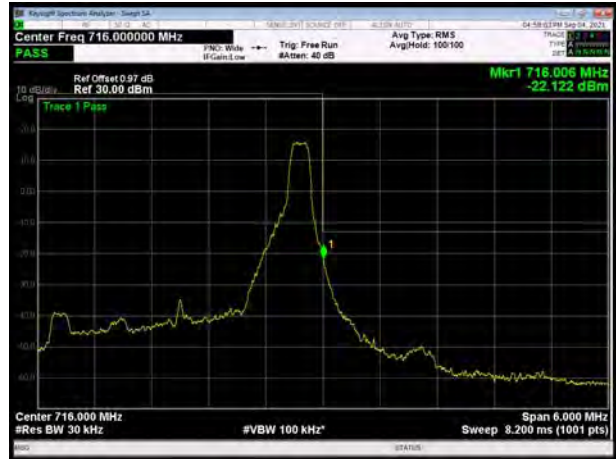




LTE Band 12 QPSK 3MHz CH-Low, 1 RB



LTE Band 12 QPSK 3MHz CH-High, 1 RB



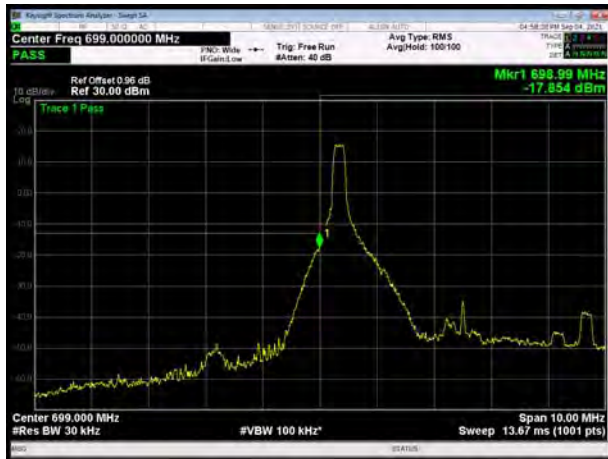
LTE Band 12 QPSK 3MHz CH-Low, 100%RB



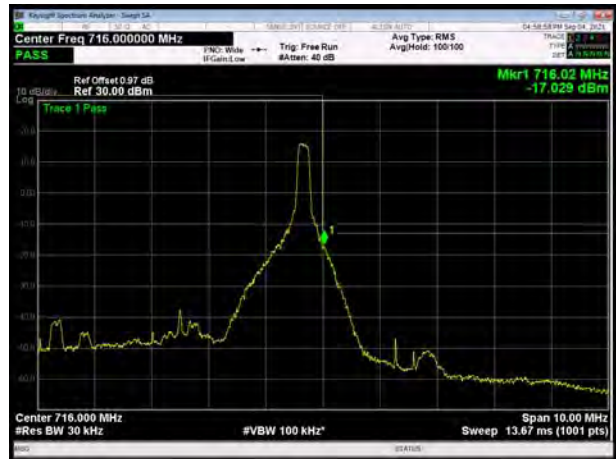
LTE Band 12 QPSK 3MHz CH-High, 100%RB



LTE Band 12 QPSK 5MHz CH-Low, 1 RB

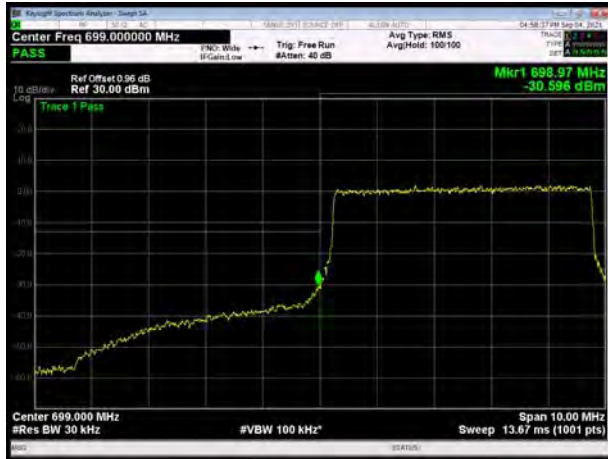


LTE Band 12 QPSK 5MHz CH-High, 1 RB

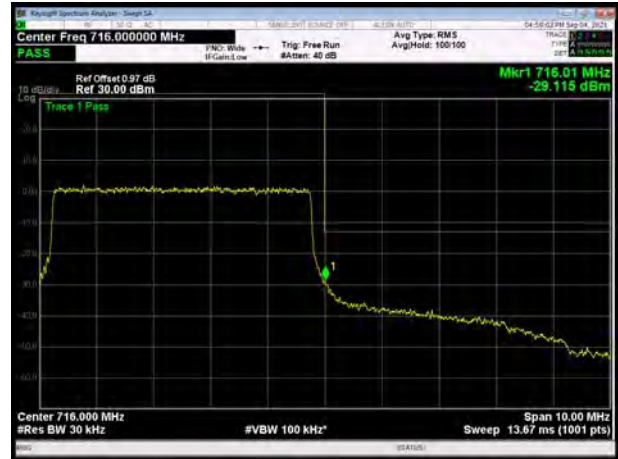




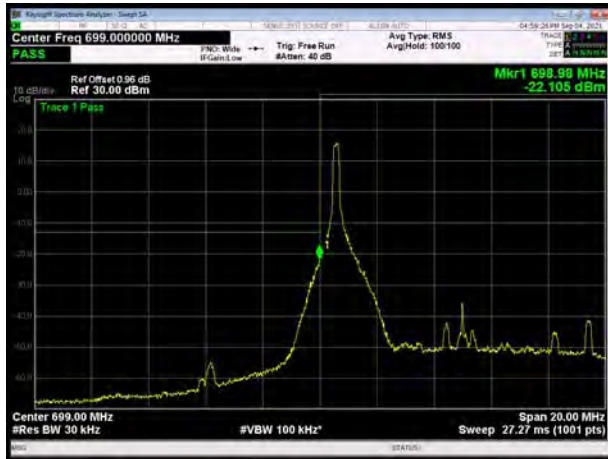
LTE Band 12 QPSK 5MHz CH-Low, 100%RB



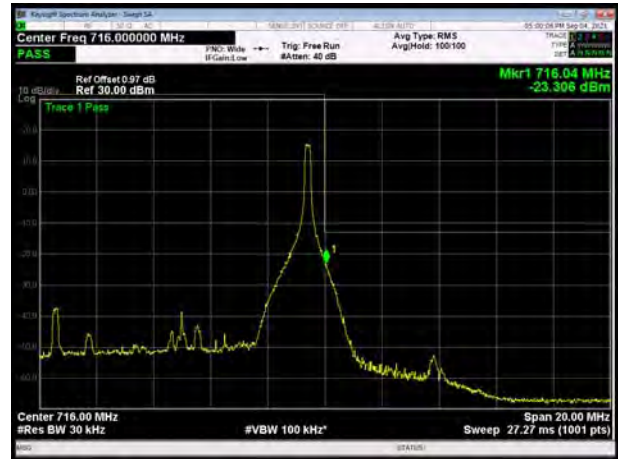
LTE Band 12 QPSK 5MHz CH-High, 100%RB



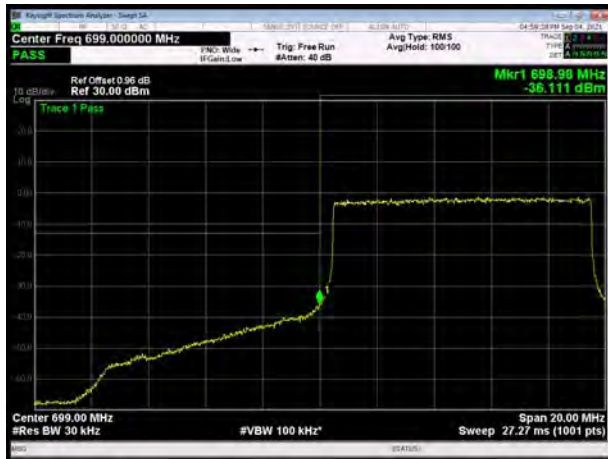
LTE Band 12 QPSK 10MHz CH-Low, 1 RB



LTE Band 12 QPSK 10MHz CH-High, 1 RB



LTE Band 12 QPSK 10MHz CH-Low, 100%RB

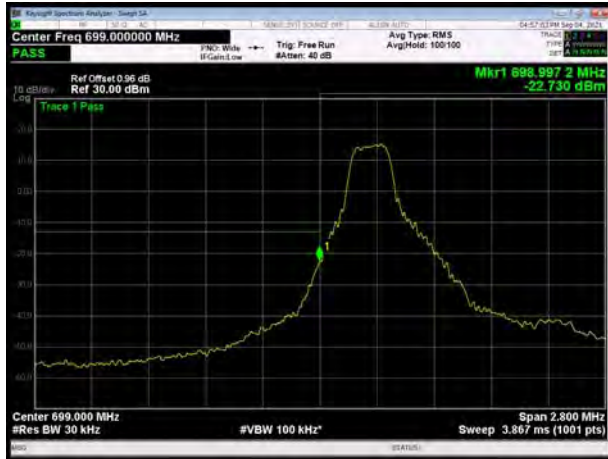


LTE Band 12 QPSK 10MHz CH-High, 100%RB

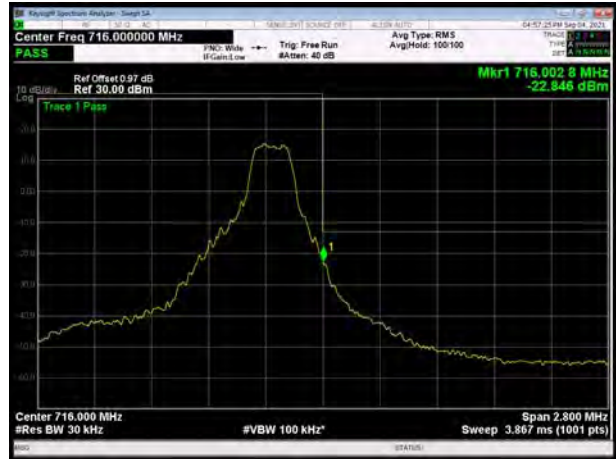




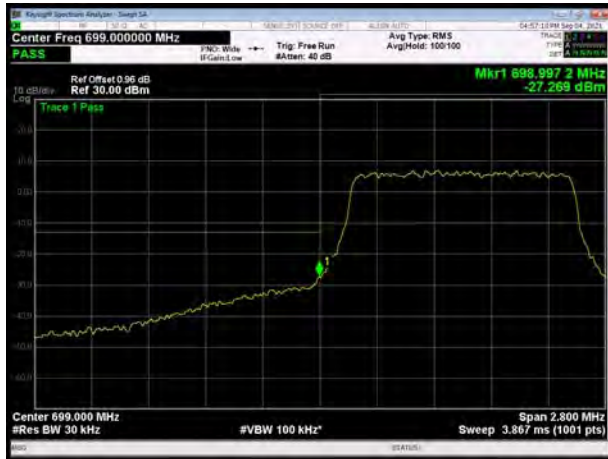
LTE Band 12 16QAM 1.4MHz CH-Low, 1 RB



LTE Band 12 16QAM 1.4MHz CH-High, 1 RB



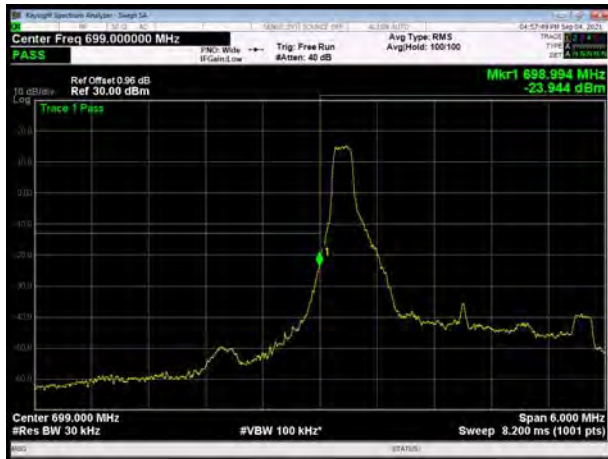
LTE Band 12 16QAM 1.4MHz CH-Low, 100%RB



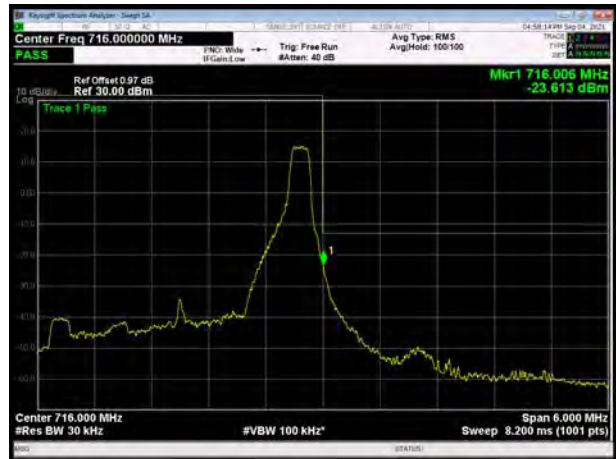
LTE Band 12 16QAM 1.4MHz CH-High, 100%RB



LTE Band 12 16QAM 3MHz CH-Low, 1 RB

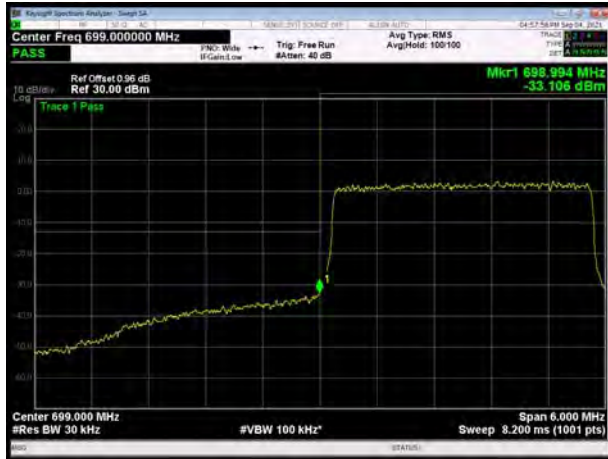


LTE Band 12 16QAM 3MHz CH-High, 1 RB

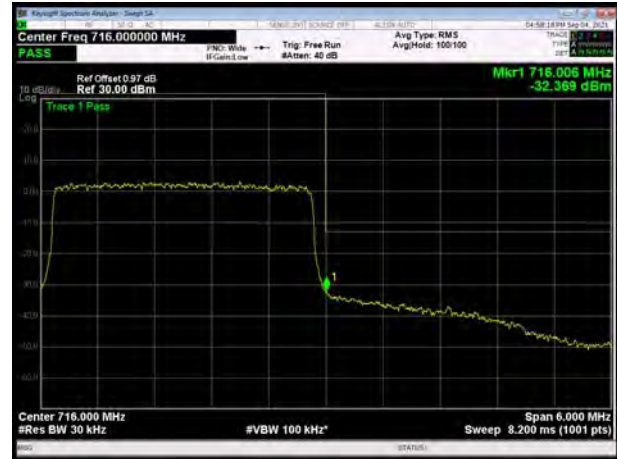




LTE Band 12 16QAM 3MHz CH-Low, 100%RB



LTE Band 12 16QAM 3MHz CH-High, 100%RB



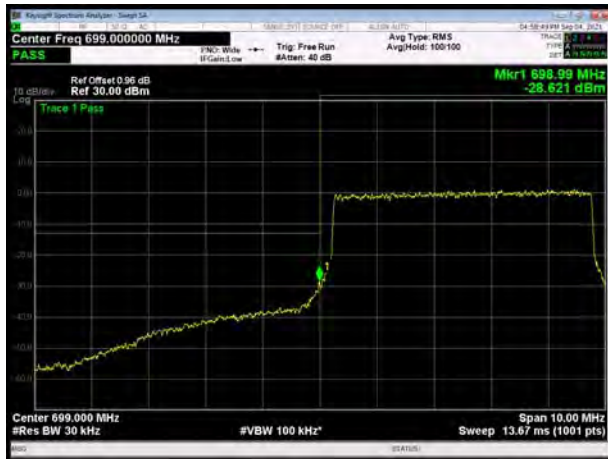
LTE Band 12 16QAM 5MHz CH-Low, 1 RB



LTE Band 12 16QAM 5MHz CH-High, 1 RB



LTE Band 12 16QAM 5MHz CH-Low, 100%RB

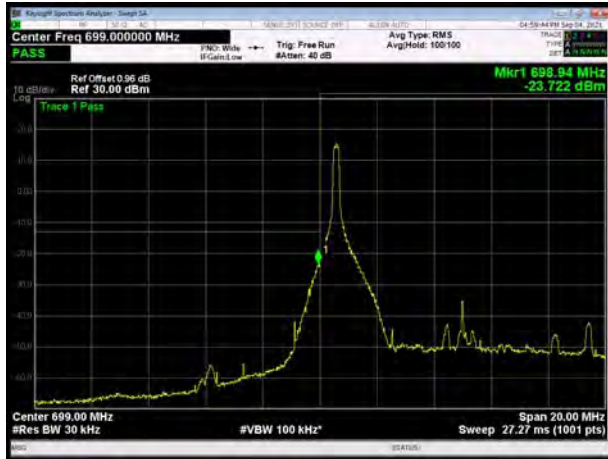


LTE Band 12 16QAM 5MHz CH-High, 100%RB

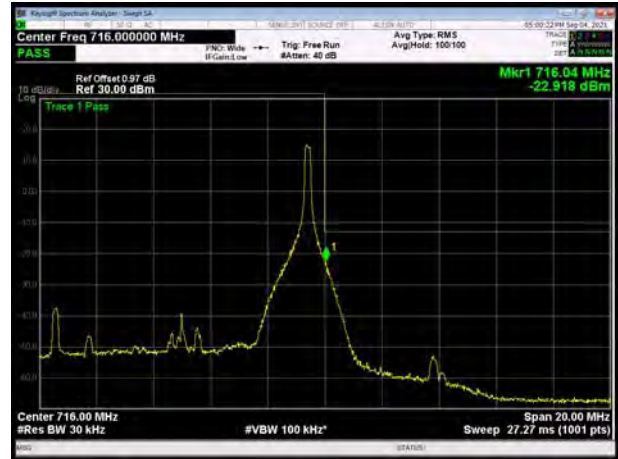




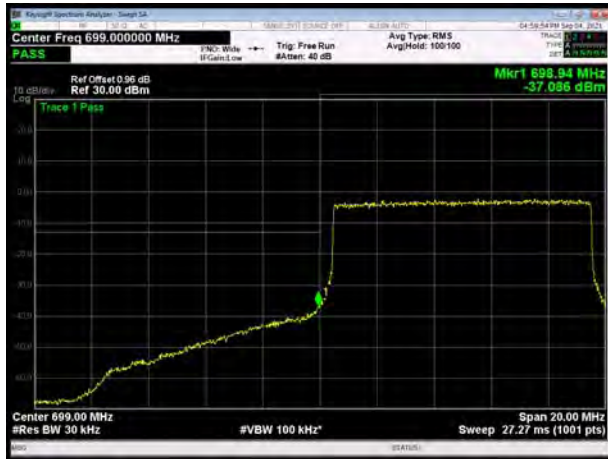
LTE Band 12 16QAM 10MHz CH-Low, 1 RB



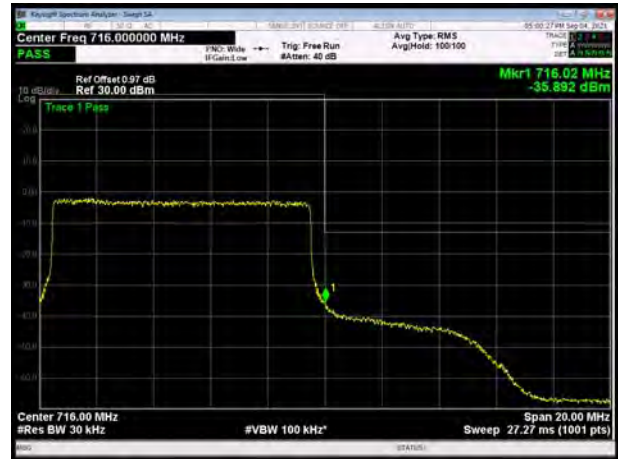
LTE Band 12 16QAM 10MHz CH-High, 1 RB



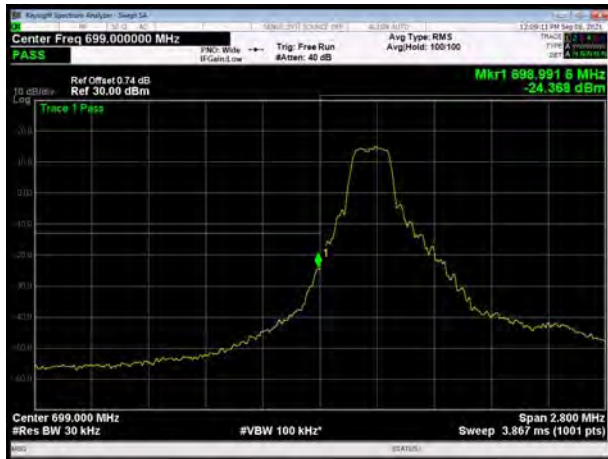
LTE Band 12 16QAM 10MHz CH-Low, 100%RB



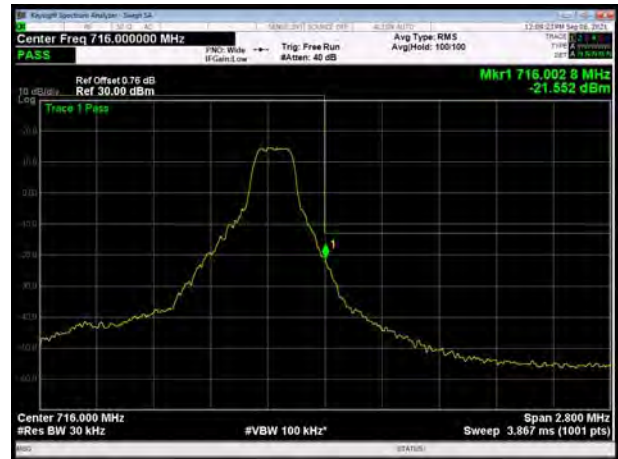
LTE Band 12 16QAM 10MHz CH-High, 100%RB



LTE Band 12 64QAM 1.4MHz CH-Low, 1 RB

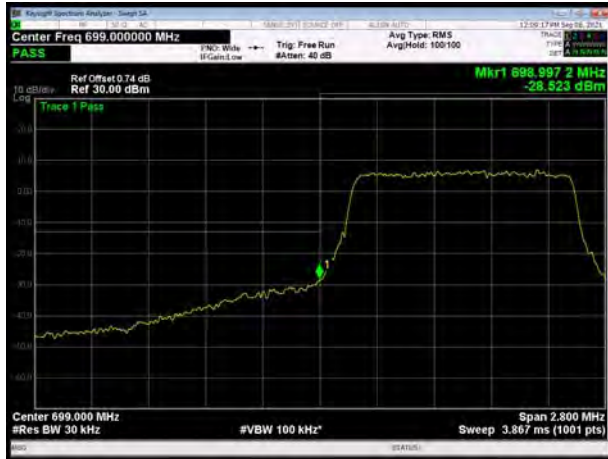


LTE Band 12 64QAM 1.4MHz CH-High, 1 RB





LTE Band 12 64QAM 1.4MHz CH-Low, 100%RB



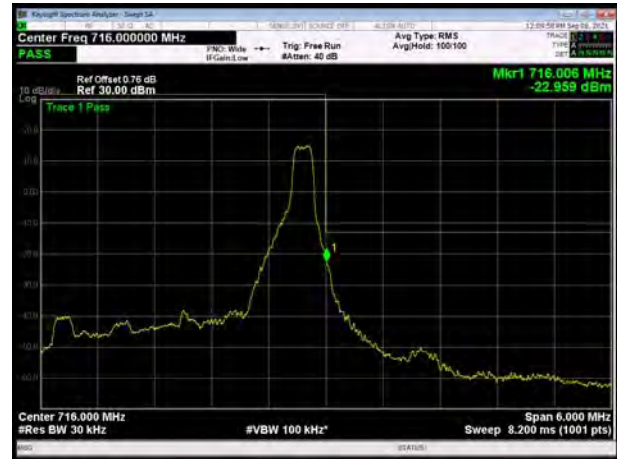
LTE Band 12 64QAM 1.4MHz CH-High, 100%RB



LTE Band 12 64QAM 3MHz CH-Low, 1 RB



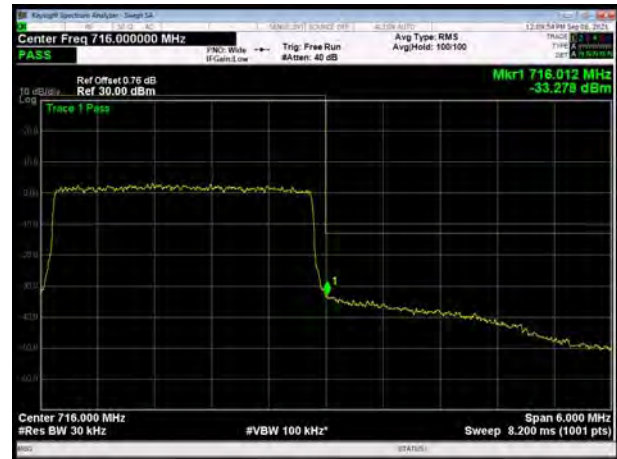
LTE Band 12 64QAM 3MHz CH-High, 1 RB



LTE Band 12 64QAM 3MHz CH-Low, 100%RB



LTE Band 12 64QAM 3MHz CH-High, 100%RB





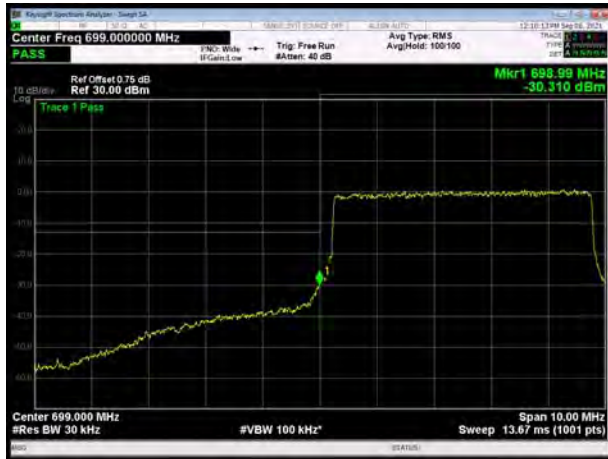
LTE Band 12 64QAM 5MHz CH-Low, 1 RB



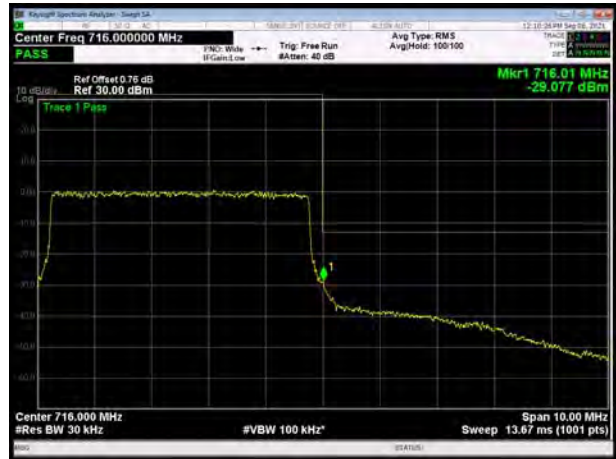
LTE Band 12 64QAM 5MHz CH-High, 1 RB



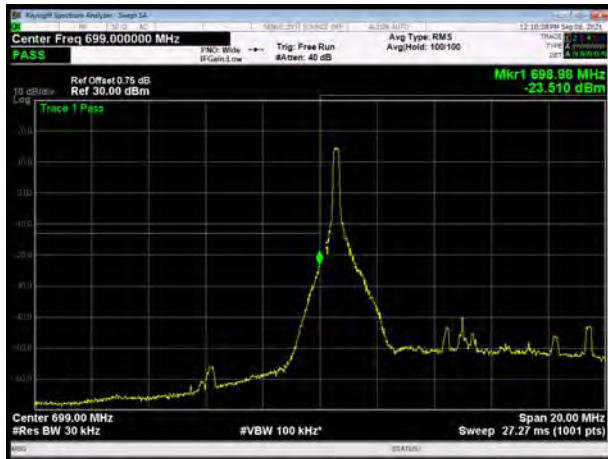
LTE Band 12 64QAM 5MHz CH-Low, 100%RB



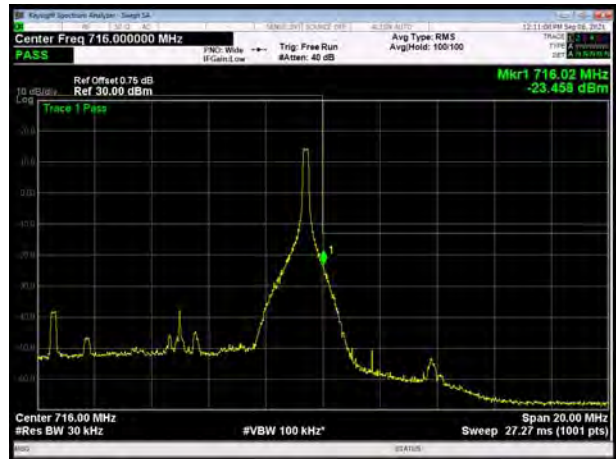
LTE Band 12 64QAM 5MHz CH-High, 100%RB



LTE Band 12 64QAM 10MHz CH-Low, 1 RB



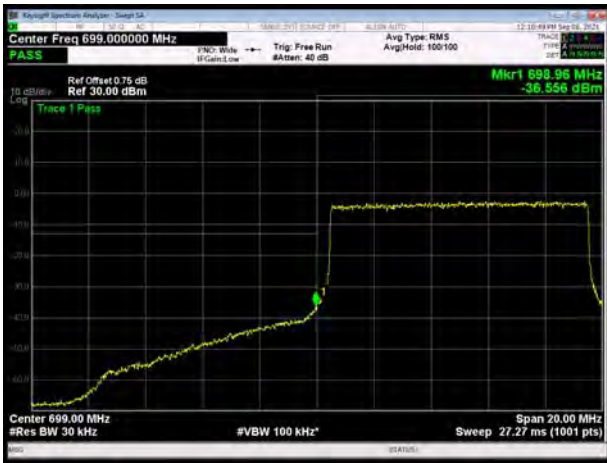
LTE Band 12 64QAM 10MHz CH-High, 1 RB







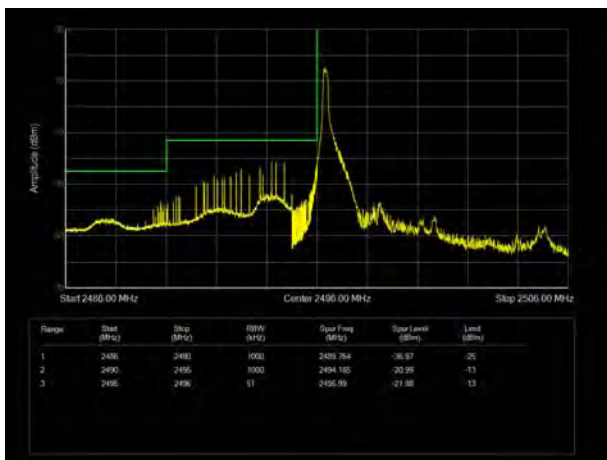
LTE Band 12 64QAM 10MHz CH-Low, 100%RB



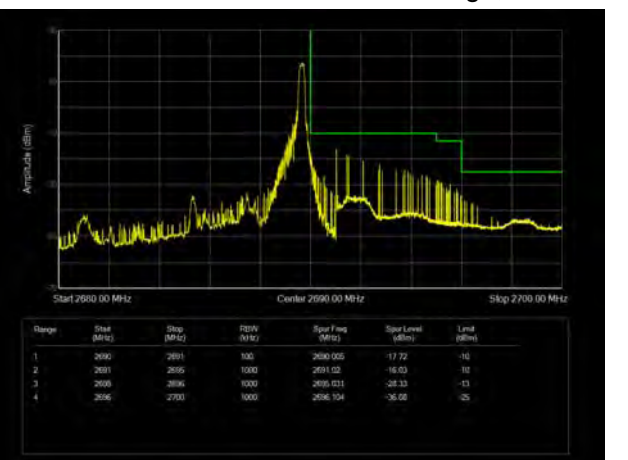
LTE Band 12 64QAM 10MHz CH-High, 100%RB



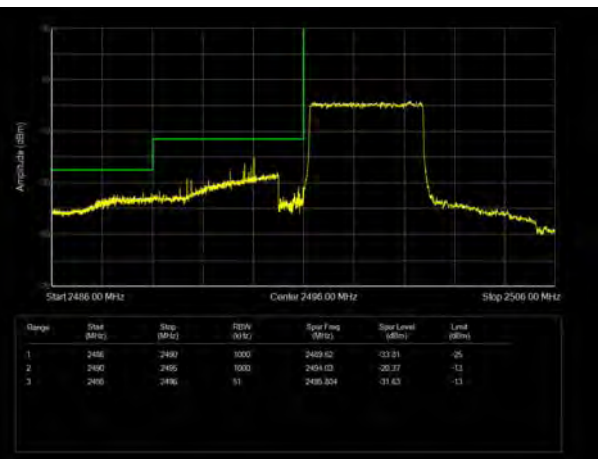
LTE Band 41 QPSK 5MHz CH-Low, 1 RB



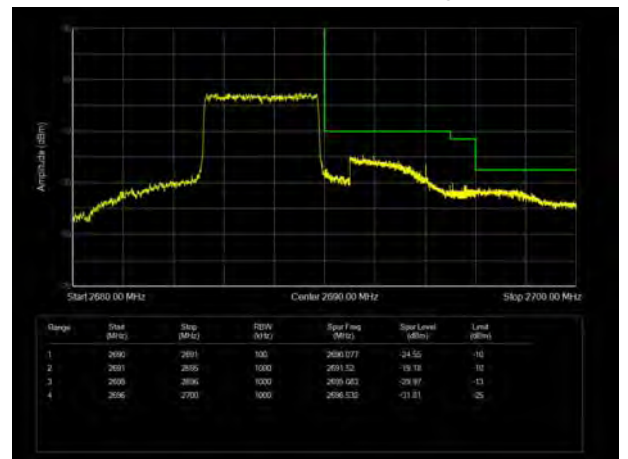
LTE Band 41 QPSK 5MHz CH-High, 1 RB



LTE Band 41 QPSK 5MHz CH-Low, 100%RB

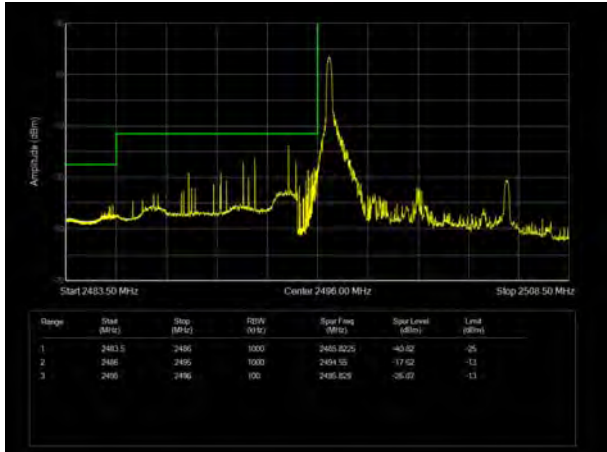


LTE Band 41 QPSK 5MHz CH-High, 100%RB

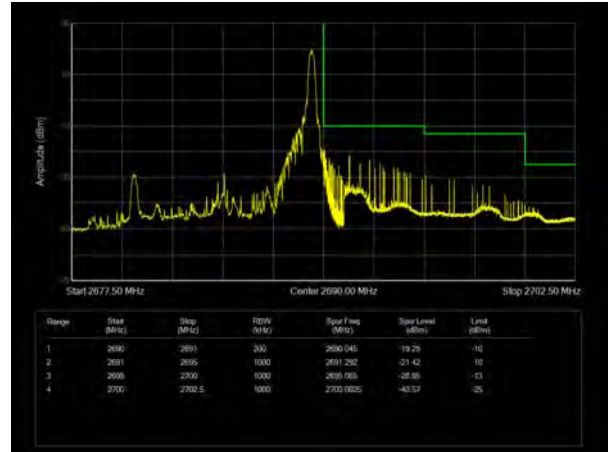




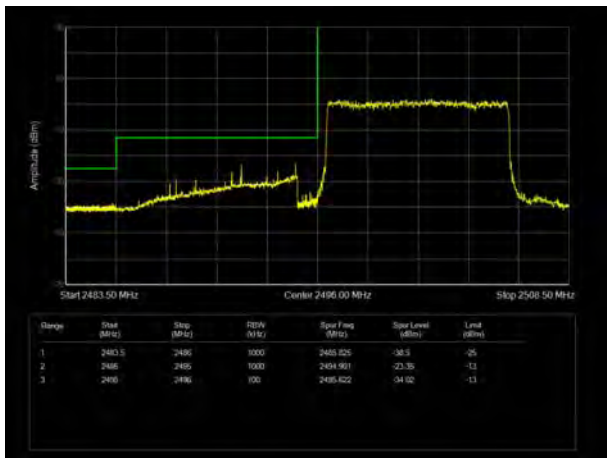
LTE Band 41 QPSK 10MHz CH-Low, 1 RB



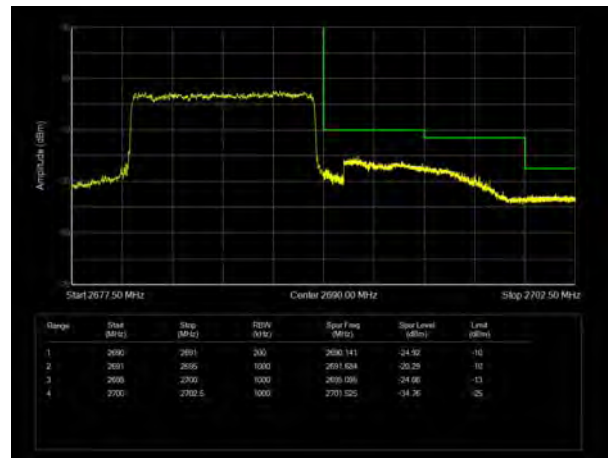
LTE Band 41 QPSK 10MHz CH-High, 1 RB



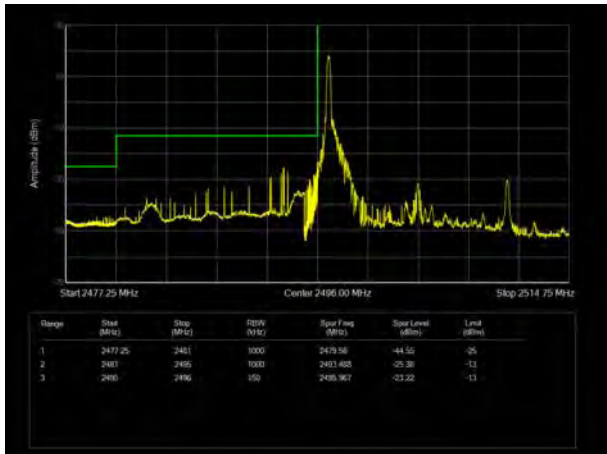
LTE Band 41 QPSK 10MHz CH-Low, 100%RB



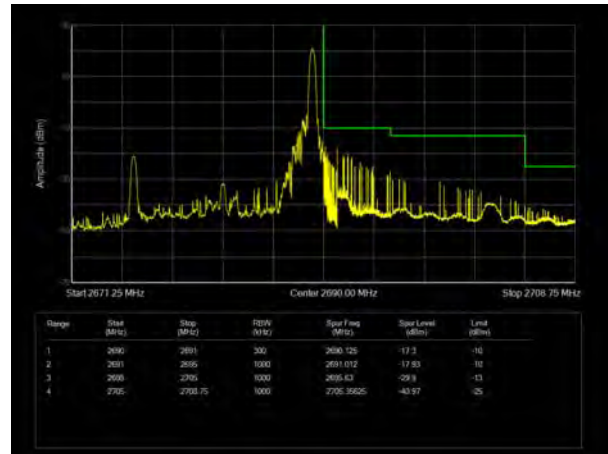
LTE Band 41 QPSK 10MHz CH-High, 100%RB



LTE Band 41 QPSK 15MHz CH-Low, 1 RB

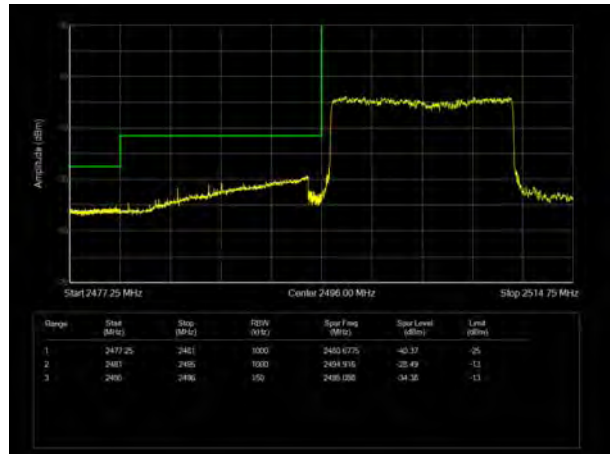


LTE Band 41 QPSK 15MHz CH-High, 1 RB

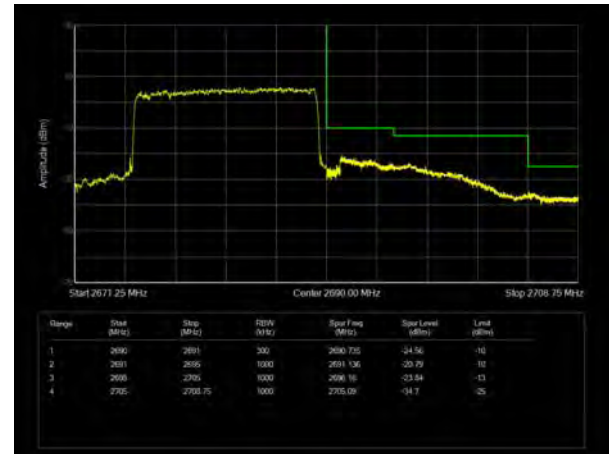




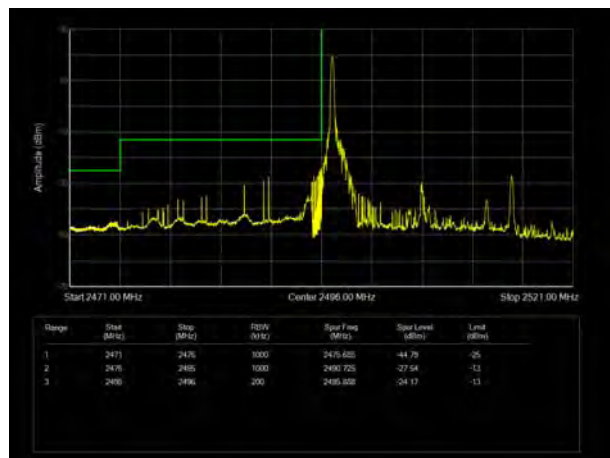
LTE Band 41 QPSK 15MHz CH-Low, 100%RB



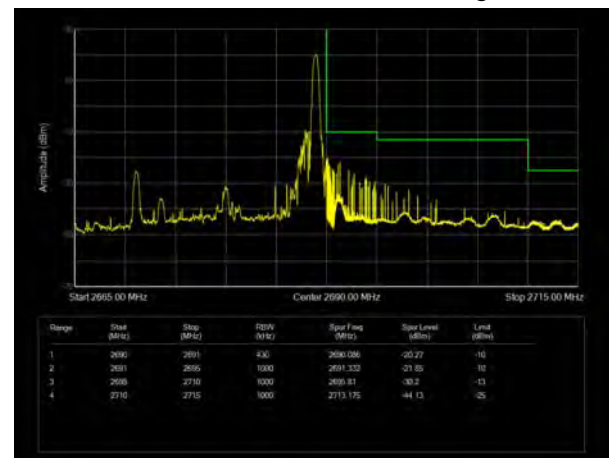
LTE Band 41 QPSK 15MHz CH-High, 100%RB



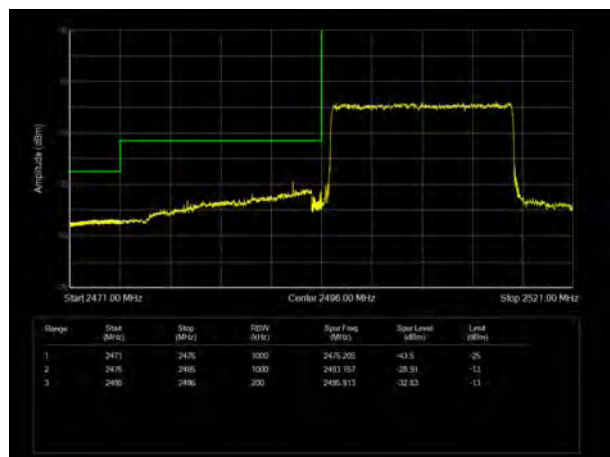
LTE Band 41 QPSK 20MHz CH-Low, 1 RB



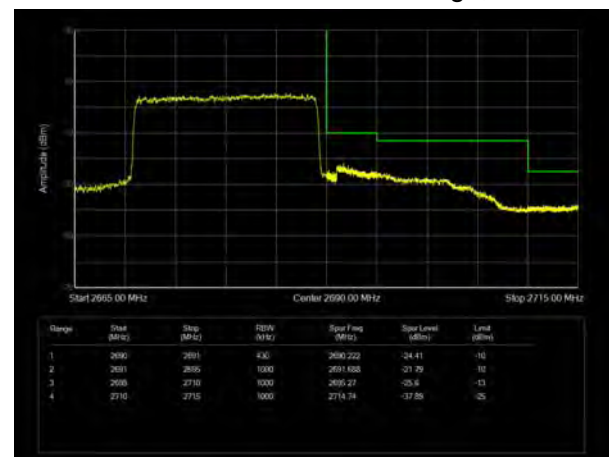
LTE Band 41 QPSK 20MHz CH-High, 1 RB



LTE Band 41 QPSK 20MHz CH-Low, 100%RB

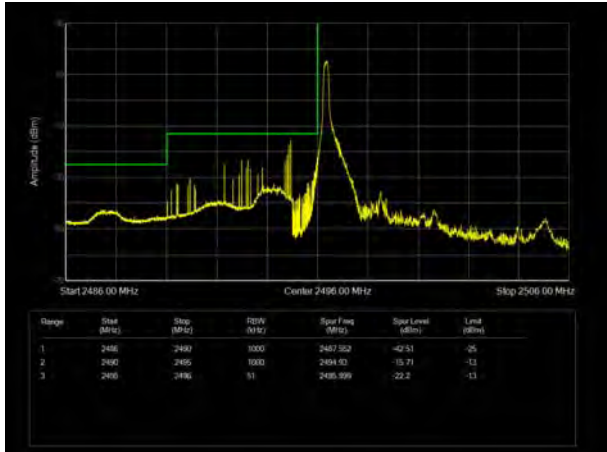


LTE Band 41 QPSK 20MHz CH-High, 100%RB

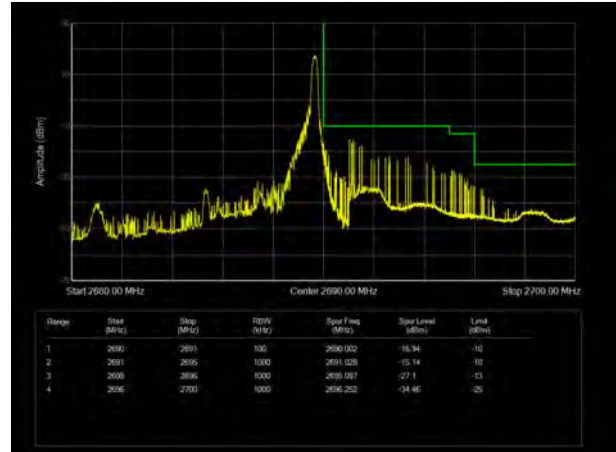




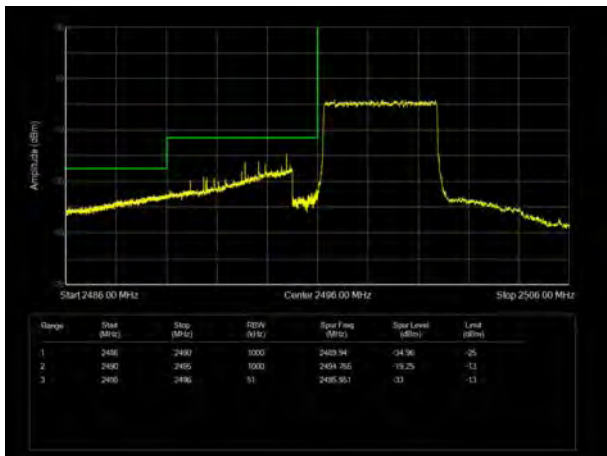
LTE Band 41 16QAM 5MHz CH-Low, 1 RB



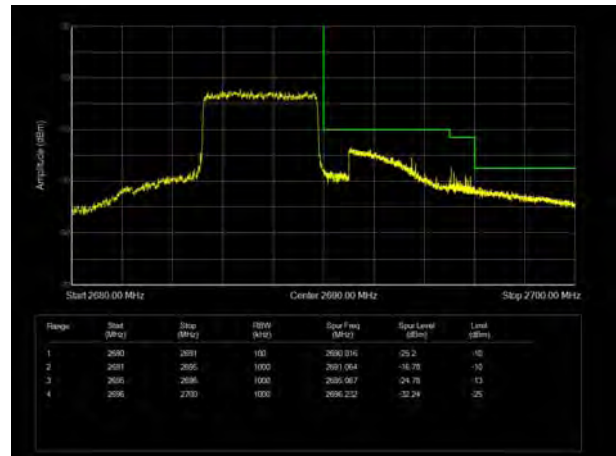
LTE Band 41 16QAM 5MHz CH-High, 1 RB



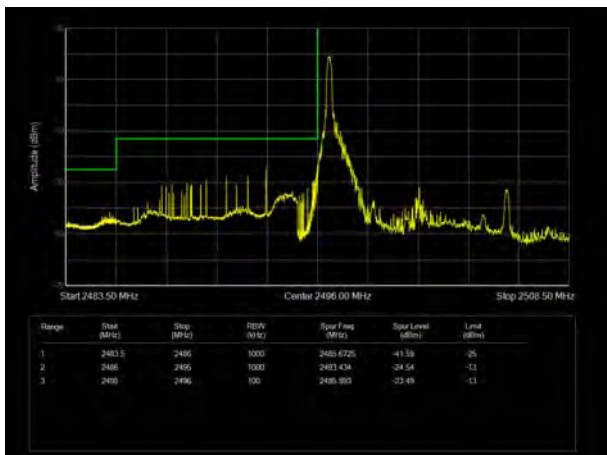
LTE Band 41 16QAM 5MHz CH-Low, 100%RB



LTE Band 41 16QAM 5MHz CH-High, 100%RB



LTE Band 41 16QAM 10MHz CH-Low, 1 RB



LTE Band 41 16QAM 10MHz CH-High, 1 RB

