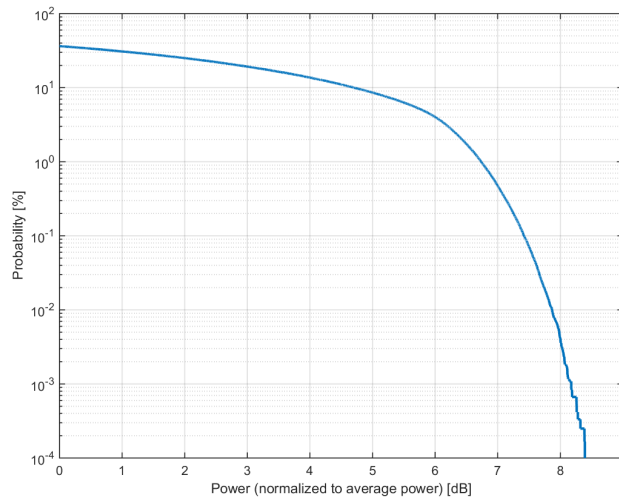


**Calibration Laboratory of  
Schmid & Partner  
Engineering AG**  
Zeughausstrasse 43, 8004 Zurich, Switzerland

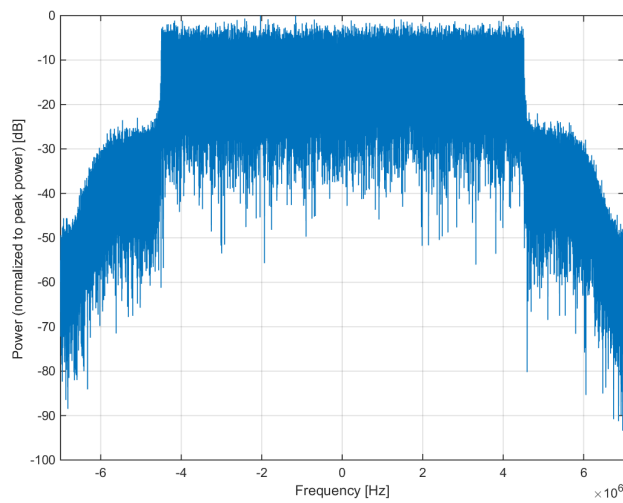
Name:	<b>LTE-TDD (OFDMA, 10 MHz, E-TM 3.1, Clipping 44%)</b>
Group:	LTE-TDD
UID:	10653-AAE
PAR: <sup>1</sup>	<b>7.42 dB</b>
MIF: <sup>2</sup>	<b>-5.10 dB</b>
Standard Reference:	TS 36.141 V11.4
Category:	Random amplitude modulation
Modulation:	64-QAM
Frequency Band:	Band 33, E-UTRA/TDD (1900.0 - 1920.0 MHz) Band 34, E-UTRA/TDD (2010.0 - 2025.0 MHz) Band 35, E-UTRA/TDD (1850.0 - 1910.0 MHz) Band 36, E-UTRA/TDD (1930.0 - 1990.0 MHz) Band 37, E-UTRA/TDD (1910.0 - 1930.0 MHz) Band 38, E-UTRA/TDD (2570.0 - 2620.0 MHz) Band 39, E-UTRA/TDD (1880.0 - 1920.0 MHz) Band 40, E-UTRA/TDD (2300.0 - 2400.0 MHz) Band 41, E-UTRA/TDD (2496.0 - 2690.0 MHz) Band 42, E-UTRA/TDD (3400.0 - 3600.0 MHz) Band 43, E-UTRA/TDD (3600.0 - 3800.0 MHz) Band 44, E-UTRA/TDD (703.0 - 803.0 MHz) Band 45, E-UTRA/FDD (1447.0 - 1467.0 MHz) Band 46, E-UTRA/FDD (5150.0 - 5925.0 MHz) Band 47, E-UTRA/TDD (5855.0 - 5925.0 MHz) Band 48, E-UTRA/TDD (3550.0 - 3700.0 MHz) Band 49, E-UTRA/TDD (3550.0 - 3700.0 MHz) Band 50, E-UTRA/TDD (1432.0 - 1517.0 MHz) Band 52, E-UTRA/FDD (3300.0 - 3400.0 MHz) Band 53, E-UTRA/FDD (2483.5 - 2495.0 MHz) Validation band (0.0 - 6000.0 MHz)
Detailed Specification:	E-UTRA Test Model 3.1 (E-TM3.1) Bandwidth: 10 MHz Clipping 44 %
Bandwidth:	10.0 MHz
Integration Time:	30.0 ms

<sup>1</sup> PAR (0.1%) in accordance with FCC KDB 971168, Section 6.0 "Measurement of the Peak-to-Average Power Ratio (PAPR)"

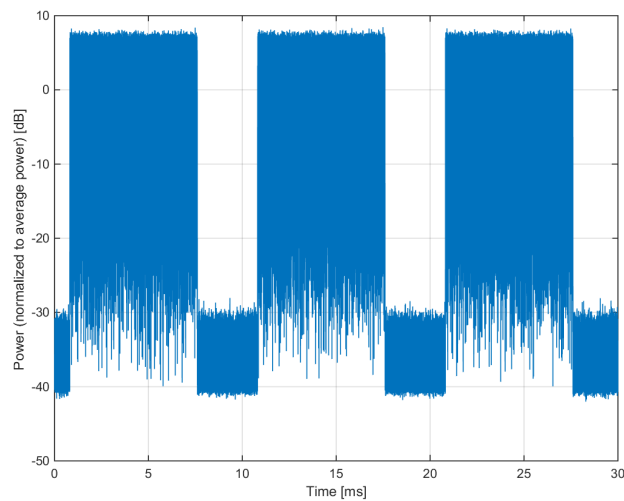
<sup>2</sup> Modulation Interference Factor (MIF) value valid only in conjunction with advanced probe response linearization calibration for the same communication system (same UID and version).



### Complementary Cumulative Distribution Function (CCDF)



### Frequency Domain



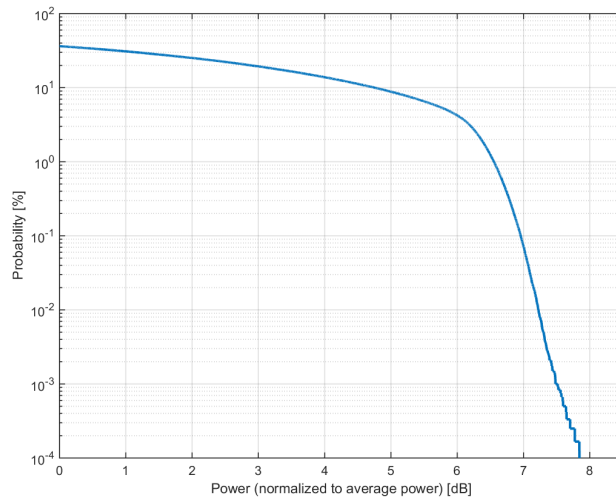
### Time Domain

**Calibration Laboratory of  
Schmid & Partner  
Engineering AG**  
Zeughausstrasse 43, 8004 Zurich, Switzerland

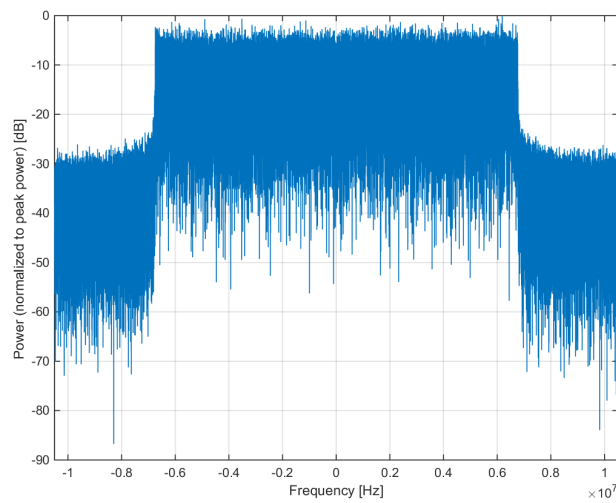
Name:	<b>LTE-TDD (OFDMA, 15 MHz, E-TM 3.1, Clipping 44%)</b>
Group:	LTE-TDD
UID:	10654-AAD
PAR: <sup>1</sup>	<b>6.96 dB</b>
MIF: <sup>2</sup>	<b>-5.07 dB</b>
Standard Reference:	TS 36.141 V11.4
Category:	Random amplitude modulation
Modulation:	64-QAM
Frequency Band:	Band 33, E-UTRA/TDD (1900.0 - 1920.0 MHz) Band 34, E-UTRA/TDD (2010.0 - 2025.0 MHz) Band 35, E-UTRA/TDD (1850.0 - 1910.0 MHz) Band 36, E-UTRA/TDD (1930.0 - 1990.0 MHz) Band 37, E-UTRA/TDD (1910.0 - 1930.0 MHz) Band 38, E-UTRA/TDD (2570.0 - 2620.0 MHz) Band 39, E-UTRA/TDD (1880.0 - 1920.0 MHz) Band 40, E-UTRA/TDD (2300.0 - 2400.0 MHz) Band 41, E-UTRA/TDD (2496.0 - 2690.0 MHz) Band 42, E-UTRA/TDD (3400.0 - 3600.0 MHz) Band 43, E-UTRA/TDD (3600.0 - 3800.0 MHz) Band 44, E-UTRA/TDD (703.0 - 803.0 MHz) Band 45, E-UTRA/FDD (1447.0 - 1467.0 MHz) Band 48, E-UTRA/TDD (3550.0 - 3700.0 MHz) Band 50, E-UTRA/TDD (1432.0 - 1517.0 MHz) Band 76, E-UTRA/FDD (3300.0 - 3400.0 MHz) Validation band (0.0 - 6000.0 MHz)
Detailed Specification:	E-UTRA Test Model 3.1 (E-TM3.1) Bandwidth: 15 MHz Clipping 44 %
Bandwidth:	15.0 MHz
Integration Time:	30.0 ms

<sup>1</sup> PAR (0.1%) in accordance with FCC KDB 971168, Section 6.0 "Measurement of the Peak-to-Average Power Ratio (PAPR)"

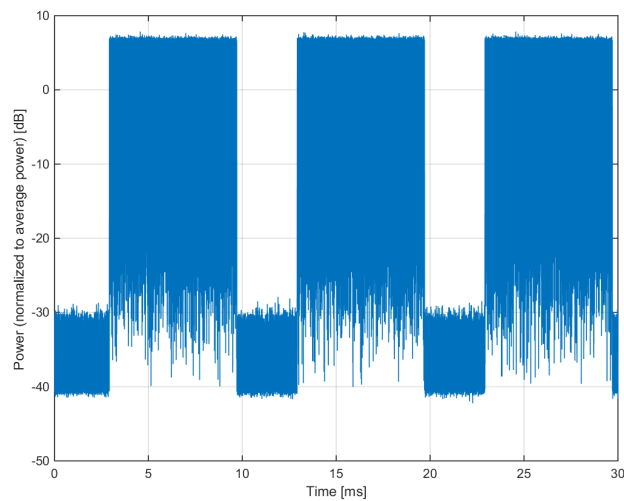
<sup>2</sup> Modulation Interference Factor (MIF) value valid only in conjunction with advanced probe response linearization calibration for the same communication system (same UID and version).



### Complementary Cumulative Distribution Function (CCDF)



### Frequency Domain



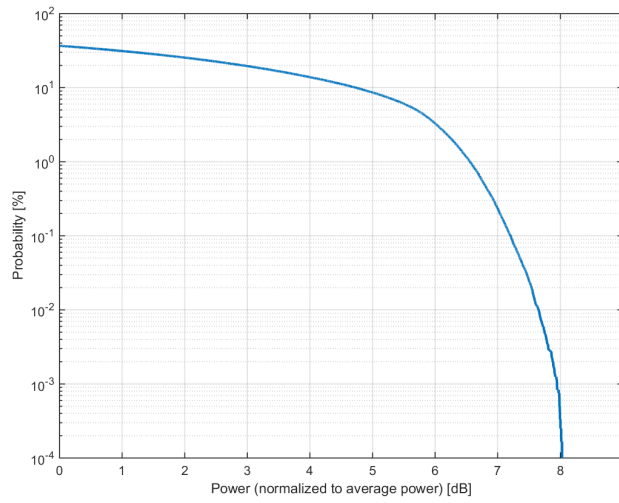
### Time Domain

**Calibration Laboratory of  
Schmid & Partner  
Engineering AG**  
Zeughausstrasse 43, 8004 Zurich, Switzerland

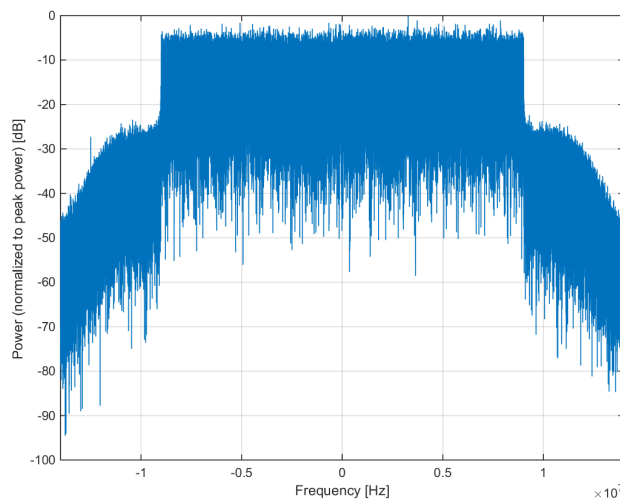
Name:	<b>LTE-TDD (OFDMA, 20 MHz, E-TM 3.1, Clipping 44%)</b>
Group:	LTE-TDD
UID:	10655-AAE
PAR: <sup>1</sup>	<b>7.21 dB</b>
MIF: <sup>2</sup>	<b>-5.05 dB</b>
Standard Reference:	TS 36.141 V11.4
Category:	Random amplitude modulation
Modulation:	64-QAM
Frequency Band:	Band 33, E-UTRA/TDD (1900.0 - 1920.0 MHz) Band 35, E-UTRA/TDD (1850.0 - 1910.0 MHz) Band 36, E-UTRA/TDD (1930.0 - 1990.0 MHz) Band 37, E-UTRA/TDD (1910.0 - 1930.0 MHz) Band 38, E-UTRA/TDD (2570.0 - 2620.0 MHz) Band 39, E-UTRA/TDD (1880.0 - 1920.0 MHz) Band 40, E-UTRA/TDD (2300.0 - 2400.0 MHz) Band 41, E-UTRA/TDD (2496.0 - 2690.0 MHz) Band 42, E-UTRA/TDD (3400.0 - 3600.0 MHz) Band 43, E-UTRA/TDD (3600.0 - 3800.0 MHz) Band 44, E-UTRA/TDD (703.0 - 803.0 MHz) Band 45, E-UTRA/FDD (1447.0 - 1467.0 MHz) Band 46, E-UTRA/FDD (5150.0 - 5925.0 MHz) Band 47, E-UTRA/TDD (5855.0 - 5925.0 MHz) Band 48, E-UTRA/TDD (3550.0 - 3700.0 MHz) Band 49, E-UTRA/TDD (3550.0 - 3700.0 MHz) Band 50, E-UTRA/TDD (1432.0 - 1517.0 MHz) Band 76, E-UTRA/FDD (3300.0 - 3400.0 MHz) Validation band (0.0 - 6000.0 MHz)
Detailed Specification:	E-UTRA Test Model 3.1 (E-TM3.1) Bandwidth: 20 MHz Clipping 44 %
Bandwidth:	20.0 MHz
Integration Time:	30.0 ms

<sup>1</sup> PAR (0.1%) in accordance with FCC KDB 971168, Section 6.0 "Measurement of the Peak-to-Average Power Ratio (PAPR)"

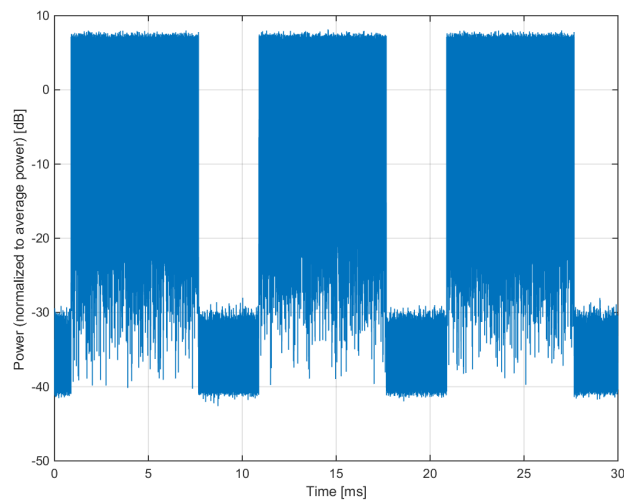
<sup>2</sup> Modulation Interference Factor (MIF) value valid only in conjunction with advanced probe response linearization calibration for the same communication system (same UID and version).



### Complementary Cumulative Distribution Function (CCDF)



### Frequency Domain



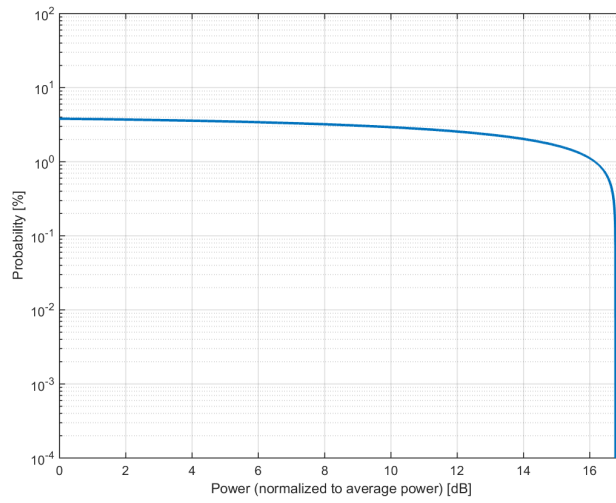
### Time Domain

**Calibration Laboratory of  
Schmid & Partner  
Engineering AG**  
Zeughausstrasse 43, 8004 Zurich, Switzerland

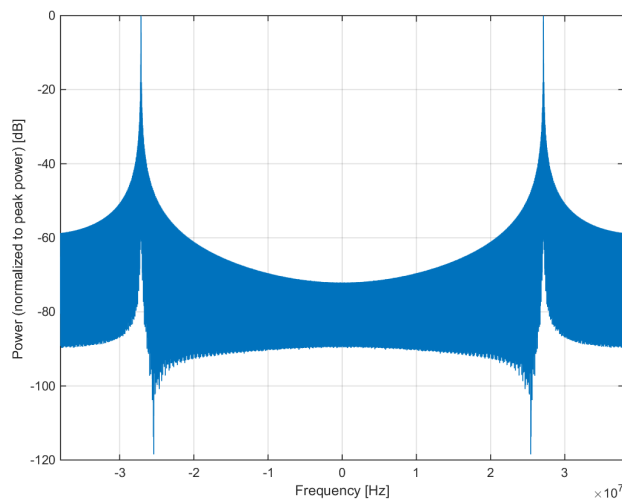
Name:	<b>27.12MHz Sinewave, 4.2% Duty Cycle</b>
Group:	MRI
UID:	10656-AAB
PAR: <sup>1</sup>	<b>16.77 dB</b>
MIF: <sup>2</sup>	<b>2.54 dB</b>
Standard Reference:	SPEAG
Category:	Random amplitude modulation
Modulation:	CW
Frequency Band:	MRI 1.5T (59.0 - 69.0 MHz) MRI 3T (123.0 - 133.0 MHz) Validation band (0.0 - 6000.0 MHz)
Detailed Specification:	27.12MHz Sinewave, 42us on, 1ms period
Bandwidth:	54.2MHz
Integration Time:	1.0ms

<sup>1</sup> PAR (0.1%) in accordance with FCC KDB 971168, Section 6.0 "Measurement of the Peak-to-Average Power Ratio (PAPR)"

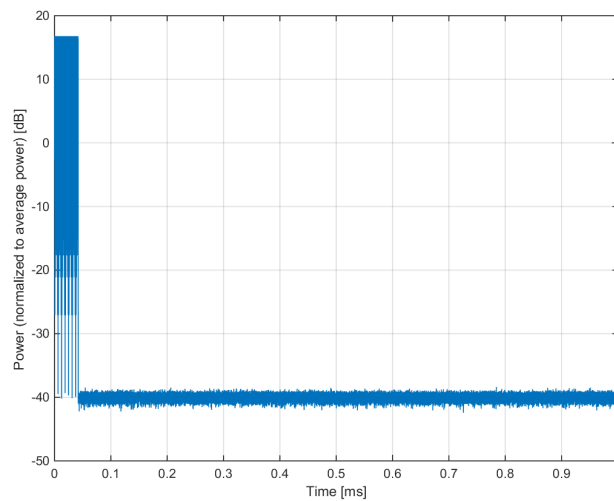
<sup>2</sup> Modulation Interference Factor (MIF) value valid only in conjunction with advanced probe response linearization calibration for the same communication system (same UID and version).



### Complementary Cumulative Distribution Function (CCDF)



### Frequency Domain



### Time Domain

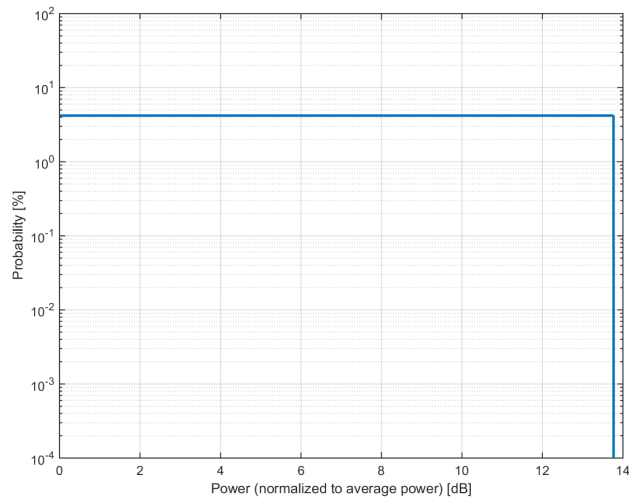


**Calibration Laboratory of  
Schmid & Partner  
Engineering AG**  
Zeughausstrasse 43, 8004 Zurich, Switzerland

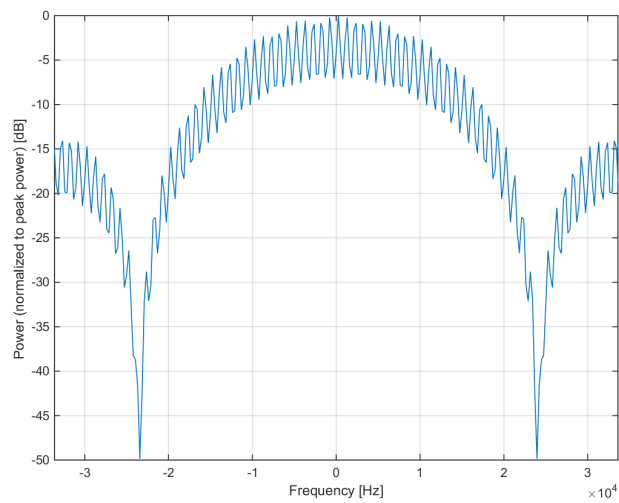
Name:	<b>Pulse, 42us on, 1ms period</b>
Group:	MRI
UID:	10657-AAA
PAR: <sup>1</sup>	<b>13.77 dB</b>
MIF: <sup>2</sup>	<b>3.05 dB</b>
Standard Reference:	SPEAG
Category:	Random amplitude modulation
Modulation:	CW
Frequency Band:	MRI 1.5T (59.0 - 69.0 MHz) MRI 3T (123.0 - 133.0 MHz) Validation band (0.0 - 6000.0 MHz)
Detailed Specification:	Pulse, 42us on, 1ms period
Bandwidth:	0.0MHz
Integration Time:	1.0 ms

<sup>1</sup> PAR (0.1%) in accordance with FCC KDB 971168, Section 6.0 "Measurement of the Peak-to-Average Power Ratio (PAPR)"

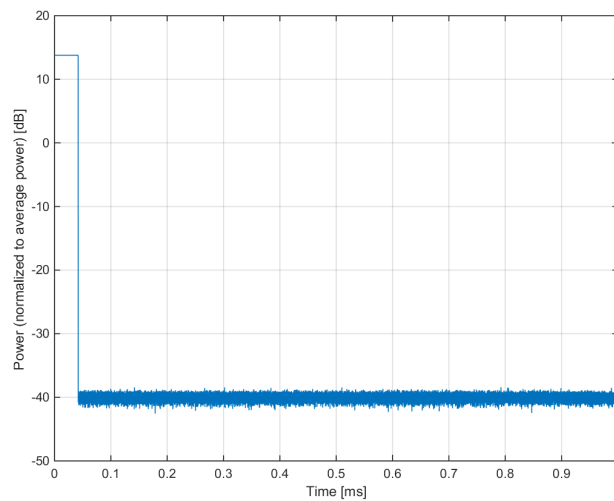
<sup>2</sup> Modulation Interference Factor (MIF) value valid only in conjunction with advanced probe response linearization calibration for the same communication system (same UID and version).



### Complementary Cumulative Distribution Function (CCDF)



### Frequency Domain



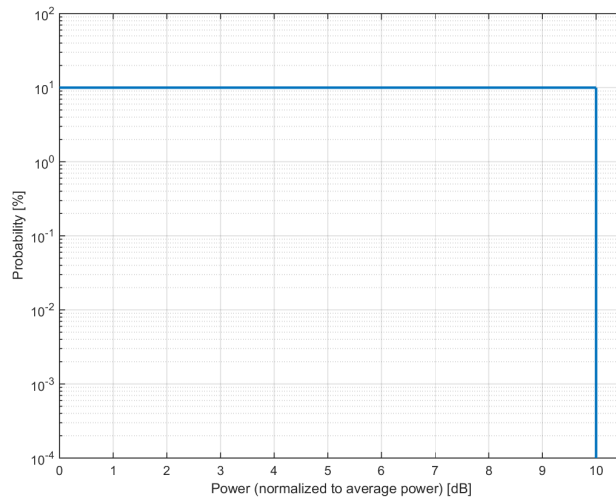
### Time Domain

**Calibration Laboratory of  
Schmid & Partner  
Engineering AG**  
Zeughausstrasse 43, 8004 Zurich, Switzerland

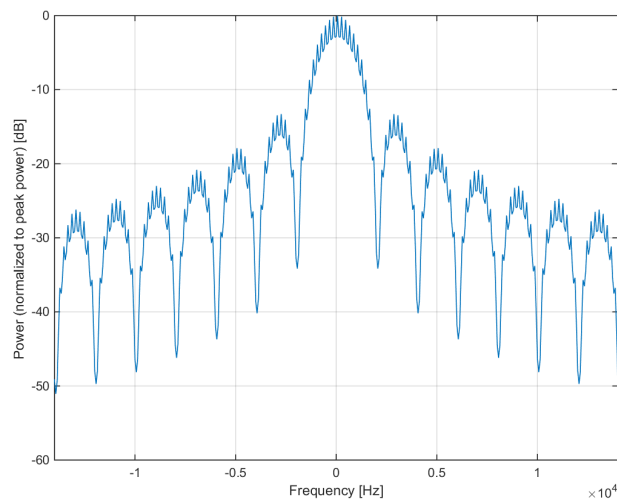
Name:	<b>Pulse Waveform (200Hz, 10%)</b>
Group:	Test
UID:	10658-AAA
PAR: <sup>1</sup>	<b>10.00 dB</b>
MIF: <sup>2</sup>	<b>4.05 dB</b>
Standard Reference:	SPEAG
Category:	Periodic pulsed modulation
Modulation:	AM
Frequency Band:	MRI 1.5T (59.0 - 69.0 MHz) MRI 3T (123.0 - 133.0 MHz) D300 (300.0 MHz) D400 (400.0 MHz) D450 (450.0 MHz) D600V3 (600.0 MHz) D750 (750.0 MHz) D835 (835.0 MHz) D900 (900.0 MHz) D1450 (1450.0 MHz) D1500 (1500.0 MHz) D1640 (1640.0 MHz) D1750 (1750.0 MHz) D1765 (1765.0 MHz) D1800 (1800.0 MHz) D1900 (1900.0 MHz) D1950 (1950.0 MHz) D2000 (2000.0 MHz) D2100 (2100.0 MHz) D2300 (2300.0 MHz) D2450 (2450.0 MHz) D2550V2 (2250.0 MHz) D2600 (2600.0 MHz) D3000 (3000.0 MHz) D3300V2 (3300.0 MHz) D3500 (3500.0 MHz) D3700 (3700.0 MHz) D5GHz (5000.0 - 6000.0 MHz) CD700 (700.0 MHz) CD835 (835.0 MHz) CD1880 (1880.0 MHz) CD2150 (2150.0 MHz) CD2450 (2450.0 MHz) CD2600V3 (2600.0 MHz) CD3500V3 (3500.0 MHz) CD5500V3 (5500.0 MHz) ITD700 (700.0 MHz) ITD835 (835.0 MHz) ITD1880 (1880.0 MHz) ITD2150 (2150.0 MHz) ITD2600 (2600.0 MHz) ITD3500 (3500.0 MHz) ITD5500 (5000.0 - 5900.0 MHz) CLA30 (30.0 MHz) CLA64 (64.0 MHz) CLA128 (128.0 MHz) CLA150 (150.0 MHz) CLA220 (220.0 MHz) FullSpan (0.0 - 6000.0 MHz) Validation band (0.0 - 6000.0 MHz)
Detailed Specification:	Modulation Frequency: 200Hz Duty Cycle: 10%
Bandwidth:	0.0 MHz
Integration Time:	10.0 ms

<sup>1</sup> PAR (0.1%) in accordance with FCC KDB 971168, Section 6.0 "Measurement of the Peak-to-Average Power Ratio (PAPR)"

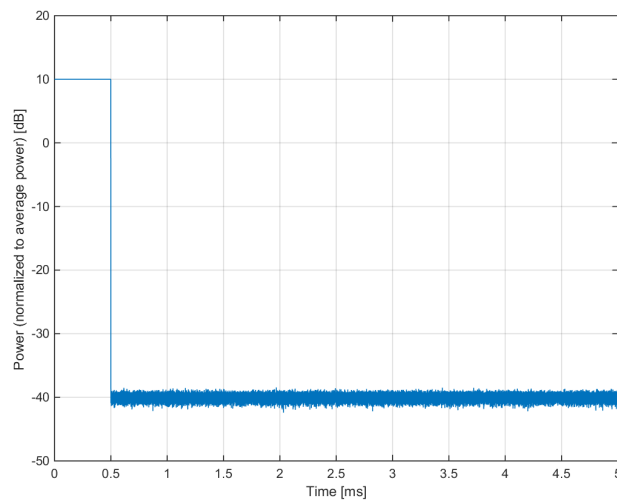
<sup>2</sup> Modulation Interference Factor (MIF) value valid only in conjunction with advanced probe response linearization calibration for the same communication system (same UID and version).



### Complementary Cumulative Distribution Function (CCDF)



### Frequency Domain



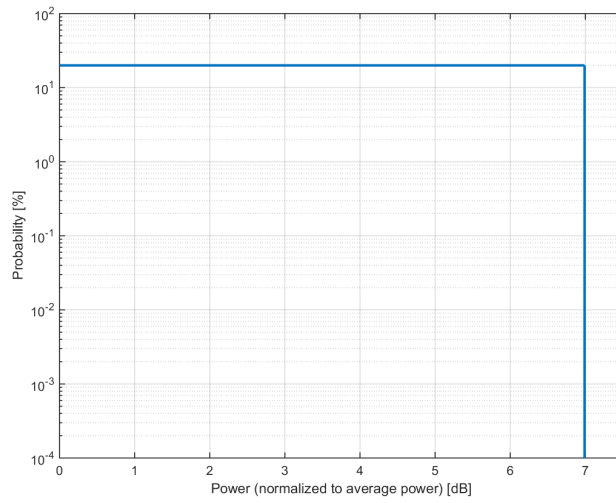
### Time Domain

**Calibration Laboratory of  
Schmid & Partner  
Engineering AG**  
Zeughausstrasse 43, 8004 Zurich, Switzerland

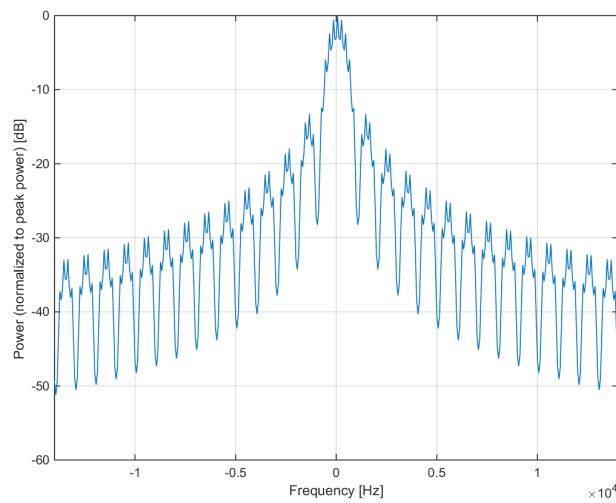
Name:	<b>Pulse Waveform (200Hz, 20%)</b>
Group:	Test
UID:	10659-AAA
PAR: <sup>1</sup>	<b>6.99 dB</b>
MIF: <sup>2</sup>	<b>1.53 dB</b>
Standard Reference:	SPEAG
Category:	Periodic pulsed modulation
Modulation:	AM
Frequency Band:	MRI 1.5T (59.0 - 69.0 MHz) MRI 3T (123.0 - 133.0 MHz) D300 (300.0 MHz) D400 (400.0 MHz) D450 (450.0 MHz) D600V3 (600.0 MHz) D750 (750.0 MHz) D835 (835.0 MHz) D900 (900.0 MHz) D1450 (1450.0 MHz) D1500 (1500.0 MHz) D1640 (1640.0 MHz) D1750 (1750.0 MHz) D1765 (1765.0 MHz) D1800 (1800.0 MHz) D1900 (1900.0 MHz) D1950 (1950.0 MHz) D2000 (2000.0 MHz) D2100 (2100.0 MHz) D2300 (2300.0 MHz) D2450 (2450.0 MHz) D2550V2 (2250.0 MHz) D2600 (2600.0 MHz) D3000 (3000.0 MHz) D3300V2 (3300.0 MHz) D3500 (3500.0 MHz) D3700 (3700.0 MHz) D5GHz (5000.0 - 6000.0 MHz) CD700 (700.0 MHz) CD835 (835.0 MHz) CD1880 (1880.0 MHz) CD2150 (2150.0 MHz) CD2450 (2450.0 MHz) CD2600V3 (2600.0 MHz) CD3500V3 (3500.0 MHz) CD5500V3 (5500.0 MHz) ITD700 (700.0 MHz) ITD835 (835.0 MHz) ITD1880 (1880.0 MHz) ITD2150 (2150.0 MHz) ITD2600 (2600.0 MHz) ITD3500 (3500.0 MHz) ITD5500 (5000.0 - 5900.0 MHz) CLA30 (30.0 MHz) CLA64 (64.0 MHz) CLA128 (128.0 MHz) CLA150 (150.0 MHz) CLA220 (220.0 MHz) FullSpan (0.0 - 6000.0 MHz) Validation band (0.0 - 6000.0 MHz)
Detailed Specification:	Modulation Frequency: 200Hz Duty Cycle: 20%
Bandwidth:	0.0 MHz
Integration Time:	10.0 ms

<sup>1</sup> PAR (0.1%) in accordance with FCC KDB 971168, Section 6.0 "Measurement of the Peak-to-Average Power Ratio (PAPR)"

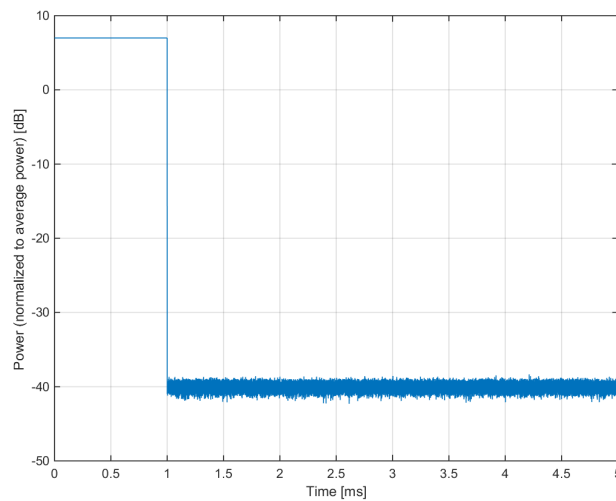
<sup>2</sup> Modulation Interference Factor (MIF) value valid only in conjunction with advanced probe response linearization calibration for the same communication system (same UID and version).



### Complementary Cumulative Distribution Function (CCDF)



### Frequency Domain



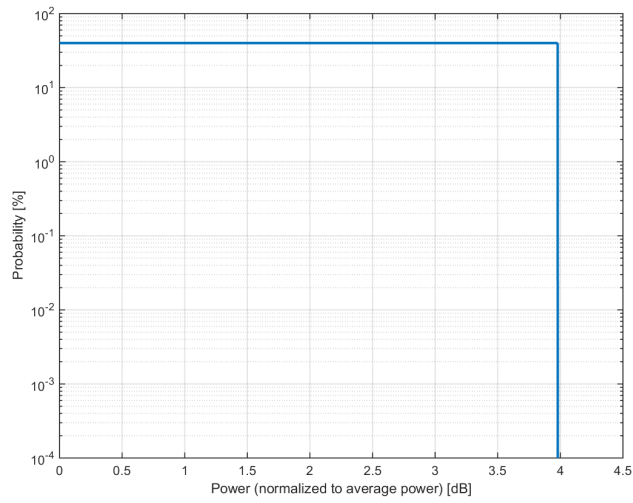
### Time Domain

**Calibration Laboratory of  
Schmid & Partner  
Engineering AG**  
Zeughausstrasse 43, 8004 Zurich, Switzerland

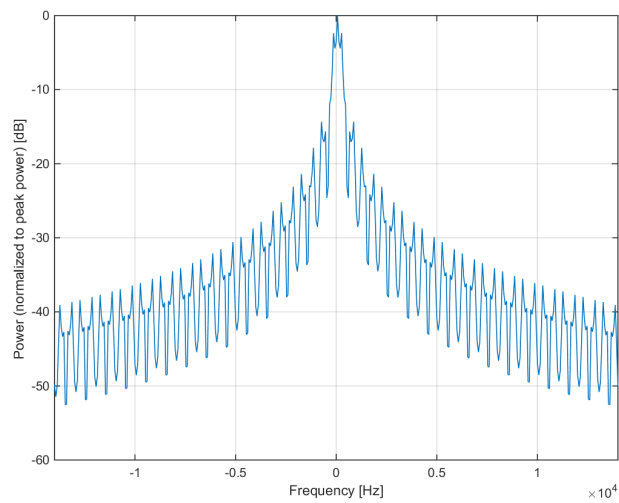
Name:	<b>Pulse Waveform (200Hz, 40%)</b>
Group:	Test
UID:	10660-AAA
PAR: <sup>1</sup>	<b>3.98 dB</b>
MIF: <sup>2</sup>	<b>-1.62 dB</b>
Standard Reference:	SPEAG
Category:	Periodic pulsed modulation
Modulation:	AM
Frequency Band:	MRI 1.5T (59.0 - 69.0 MHz) MRI 3T (123.0 - 133.0 MHz) D300 (300.0 MHz) D400 (400.0 MHz) D450 (450.0 MHz) D600V3 (600.0 MHz) D750 (750.0 MHz) D835 (835.0 MHz) D900 (900.0 MHz) D1450 (1450.0 MHz) D1500 (1500.0 MHz) D1640 (1640.0 MHz) D1750 (1750.0 MHz) D1765 (1765.0 MHz) D1800 (1800.0 MHz) D1900 (1900.0 MHz) D1950 (1950.0 MHz) D2000 (2000.0 MHz) D2100 (2100.0 MHz) D2300 (2300.0 MHz) D2450 (2450.0 MHz) D2550V2 (2250.0 MHz) D2600 (2600.0 MHz) D3000 (3000.0 MHz) D3300V2 (3300.0 MHz) D3500 (3500.0 MHz) D3700 (3700.0 MHz) D5GHz (5000.0 - 6000.0 MHz) CD700 (700.0 MHz) CD835 (835.0 MHz) CD1880 (1880.0 MHz) CD2150 (2150.0 MHz) CD2450 (2450.0 MHz) CD2600V3 (2600.0 MHz) CD3500V3 (3500.0 MHz) CD5500V3 (5500.0 MHz) ITD700 (700.0 MHz) ITD835 (835.0 MHz) ITD1880 (1880.0 MHz) ITD2150 (2150.0 MHz) ITD2600 (2600.0 MHz) ITD3500 (3500.0 MHz) ITD5500 (5000.0 - 5900.0 MHz) CLA30 (30.0 MHz) CLA64 (64.0 MHz) CLA128 (128.0 MHz) CLA150 (150.0 MHz) CLA220 (220.0 MHz) FullSpan (0.0 - 6000.0 MHz) Validation band (0.0 - 6000.0 MHz)
Detailed Specification:	Modulation Frequency: 200Hz Duty Cycle: 40%
Bandwidth:	0.0 MHz
Integration Time:	10.0 ms

<sup>1</sup> PAR (0.1%) in accordance with FCC KDB 971168, Section 6.0 "Measurement of the Peak-to-Average Power Ratio (PAPR)"

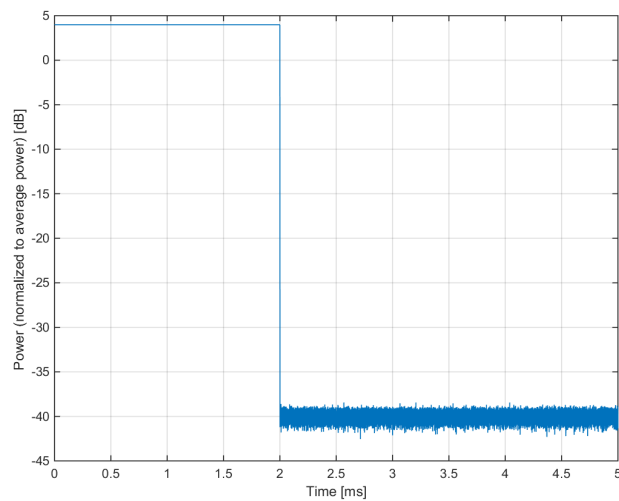
<sup>2</sup> Modulation Interference Factor (MIF) value valid only in conjunction with advanced probe response linearization calibration for the same communication system (same UID and version).



### Complementary Cumulative Distribution Function (CCDF)



### Frequency Domain



### Time Domain

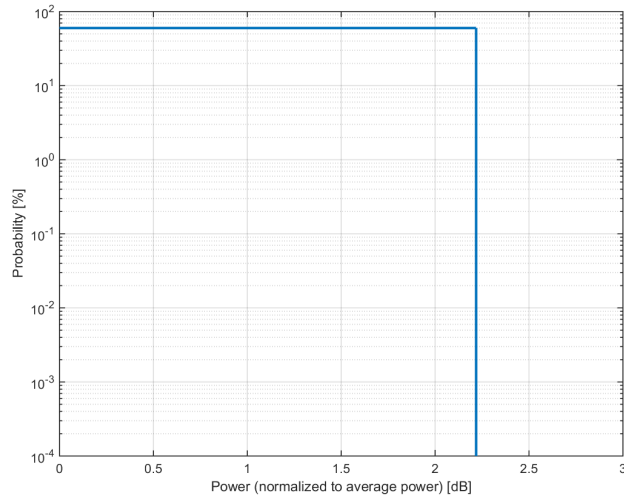


**Calibration Laboratory of  
Schmid & Partner  
Engineering AG**  
Zeughausstrasse 43, 8004 Zurich, Switzerland

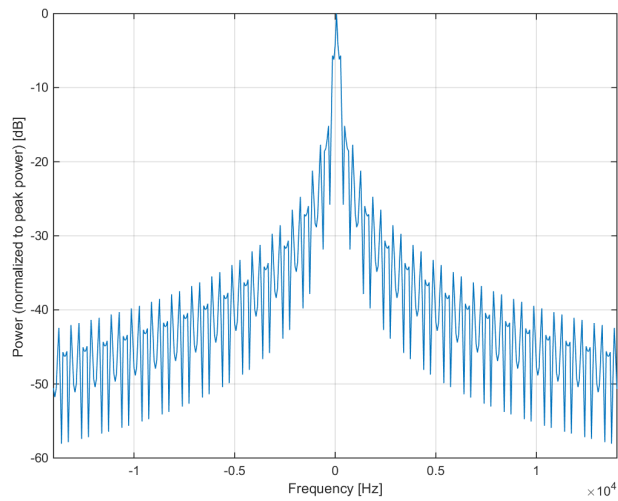
Name:	<b>Pulse Waveform (200Hz, 60%)</b>
Group:	Test
UID:	10661-AAA
PAR: <sup>1</sup>	<b>2.22 dB</b>
MIF: <sup>2</sup>	<b>-3.39 dB</b>
Standard Reference:	SPEAG
Category:	Periodic pulsed modulation
Modulation:	AM
Frequency Band:	MRI 1.5T (59.0 - 69.0 MHz) MRI 3T (123.0 - 133.0 MHz) D300 (300.0 MHz) D400 (400.0 MHz) D450 (450.0 MHz) D600V3 (600.0 MHz) D750 (750.0 MHz) D835 (835.0 MHz) D900 (900.0 MHz) D1450 (1450.0 MHz) D1500 (1500.0 MHz) D1640 (1640.0 MHz) D1750 (1750.0 MHz) D1765 (1765.0 MHz) D1800 (1800.0 MHz) D1900 (1900.0 MHz) D1950 (1950.0 MHz) D2000 (2000.0 MHz) D2100 (2100.0 MHz) D2300 (2300.0 MHz) D2450 (2450.0 MHz) D2550V2 (2250.0 MHz) D2600 (2600.0 MHz) D3000 (3000.0 MHz) D3300V2 (3300.0 MHz) D3500 (3500.0 MHz) D3700 (3700.0 MHz) D5GHz (5000.0 - 6000.0 MHz) CD700 (700.0 MHz) CD835 (835.0 MHz) CD1880 (1880.0 MHz) CD2150 (2150.0 MHz) CD2450 (2450.0 MHz) CD2600V3 (2600.0 MHz) CD3500V3 (3500.0 MHz) CD5500V3 (5500.0 MHz) ITD700 (700.0 MHz) ITD835 (835.0 MHz) ITD1880 (1880.0 MHz) ITD2150 (2150.0 MHz) ITD2600 (2600.0 MHz) ITD3500 (3500.0 MHz) ITD5500 (5000.0 - 5900.0 MHz) CLA30 (30.0 MHz) CLA64 (64.0 MHz) CLA128 (128.0 MHz) CLA150 (150.0 MHz) CLA220 (220.0 MHz) FullSpan (0.0 - 6000.0 MHz) Validation band (0.0 - 6000.0 MHz)
Detailed Specification:	Modulation Frequency: 200Hz Duty Cycle: 60%
Bandwidth:	0.0 MHz
Integration Time:	10.0 ms

<sup>1</sup> PAR (0.1%) in accordance with FCC KDB 971168, Section 6.0 "Measurement of the Peak-to-Average Power Ratio (PAPR)"

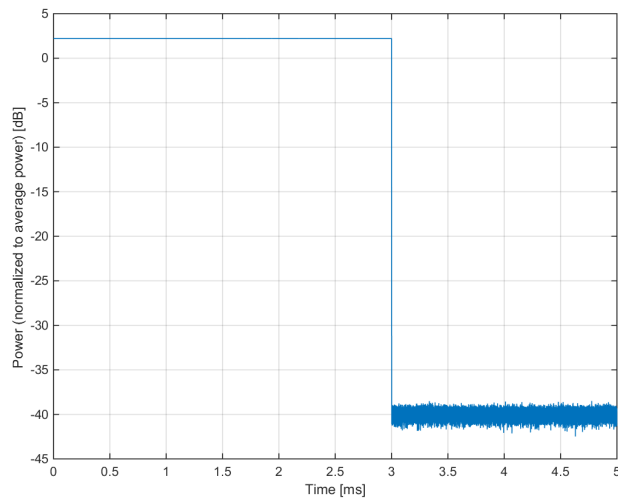
<sup>2</sup> Modulation Interference Factor (MIF) value valid only in conjunction with advanced probe response linearization calibration for the same communication system (same UID and version).



**Complementary Cumulative Distribution Function (CCDF)**



**Frequency Domain**



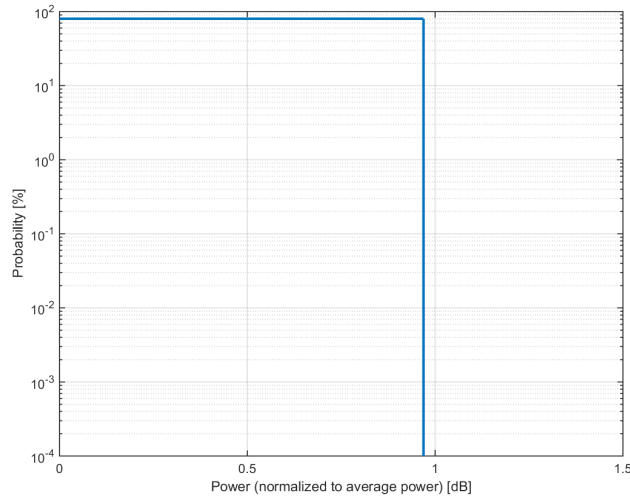
**Time Domain**

**Calibration Laboratory of  
Schmid & Partner  
Engineering AG**  
Zeughausstrasse 43, 8004 Zurich, Switzerland

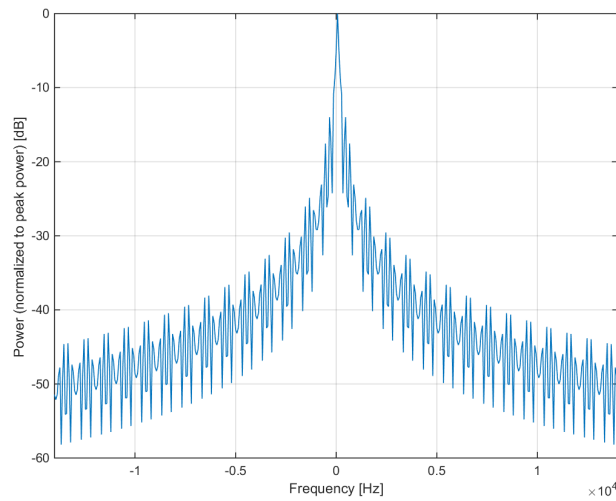
Name:	<b>Pulse Waveform (200Hz, 80%)</b>
Group:	Test
UID:	10662-AAA
PAR: <sup>1</sup>	<b>0.97 dB</b>
MIF: <sup>2</sup>	<b>-4.50 dB</b>
Standard Reference:	SPEAG
Category:	Periodic pulsed modulation
Modulation:	AM
Frequency Band:	MRI 1.5T (59.0 - 69.0 MHz) MRI 3T (123.0 - 133.0 MHz) D300 (300.0 MHz) D400 (400.0 MHz) D450 (450.0 MHz) D600V3 (600.0 MHz) D750 (750.0 MHz) D835 (835.0 MHz) D900 (900.0 MHz) D1450 (1450.0 MHz) D1500 (1500.0 MHz) D1640 (1640.0 MHz) D1750 (1750.0 MHz) D1765 (1765.0 MHz) D1800 (1800.0 MHz) D1900 (1900.0 MHz) D1950 (1950.0 MHz) D2000 (2000.0 MHz) D2100 (2100.0 MHz) D2300 (2300.0 MHz) D2450 (2450.0 MHz) D2550V2 (2250.0 MHz) D2600 (2600.0 MHz) D3000 (3000.0 MHz) D3300V2 (3300.0 MHz) D3500 (3500.0 MHz) D3700 (3700.0 MHz) D5GHz (5000.0 - 6000.0 MHz) CD700 (700.0 MHz) CD835 (835.0 MHz) CD1880 (1880.0 MHz) CD2150 (2150.0 MHz) CD2450 (2450.0 MHz) CD2600V3 (2600.0 MHz) CD3500V3 (3500.0 MHz) CD5500V3 (5500.0 MHz) ITD700 (700.0 MHz) ITD835 (835.0 MHz) ITD1880 (1880.0 MHz) ITD2150 (2150.0 MHz) ITD2600 (2600.0 MHz) ITD3500 (3500.0 MHz) ITD5500 (5000.0 - 5900.0 MHz) CLA30 (30.0 MHz) CLA64 (64.0 MHz) CLA128 (128.0 MHz) CLA150 (150.0 MHz) CLA220 (220.0 MHz) FullSpan (0.0 - 6000.0 MHz) Validation band (0.0 - 6000.0 MHz)
Detailed Specification:	Modulation Frequency: 200Hz Duty Cycle: 80%
Bandwidth:	0.0 MHz
Integration Time:	10.0 ms

<sup>1</sup> PAR (0.1%) in accordance with FCC KDB 971168, Section 6.0 "Measurement of the Peak-to-Average Power Ratio (PAPR)"

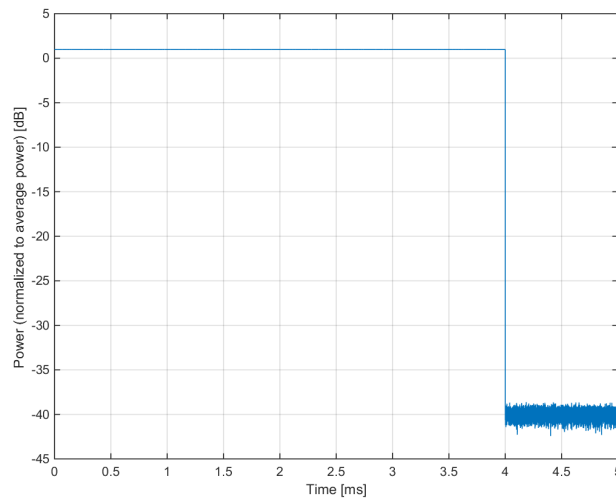
<sup>2</sup> Modulation Interference Factor (MIF) value valid only in conjunction with advanced probe response linearization calibration for the same communication system (same UID and version).



### Complementary Cumulative Distribution Function (CCDF)



### Frequency Domain



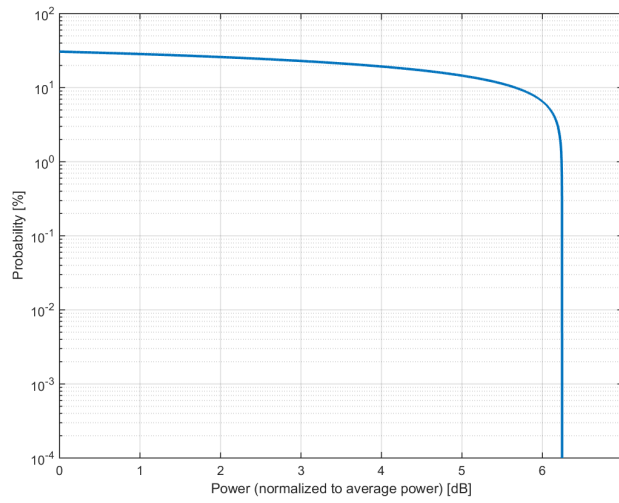
### Time Domain

**Calibration Laboratory of  
Schmid & Partner  
Engineering AG**  
Zeughausstrasse 43, 8004 Zurich, Switzerland

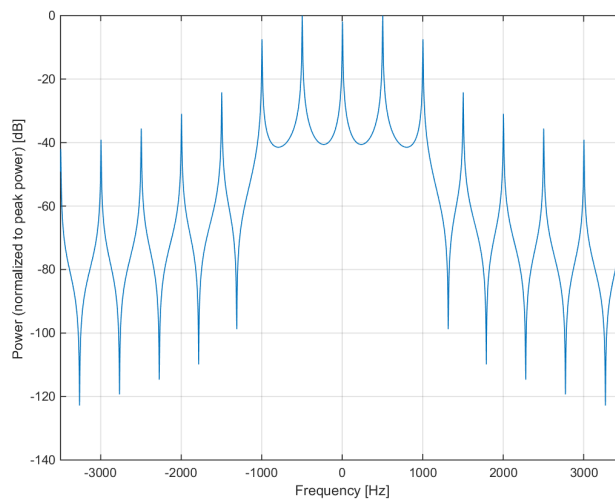
Name:	<b>MITS (2pi Sinc, 2ms, 2ms)</b>
Group:	MRI
UID:	10663-AAA
PAR: <sup>1</sup>	<b>6.24 dB</b>
MIF: <sup>2</sup>	<b>0.62 dB</b>
Standard Reference:	SPEAG
Category:	Periodic pulsed modulation
Modulation:	AM
Frequency Band:	MRI 1.5T (59.0 - 69.0 MHz) MRI 3T (123.0 - 133.0 MHz) Validation band (0.0 - 6000.0 MHz)
Detailed Specification:	Calibration Sequence for Medical Implant Test System (MITS) Pulse Shape: Sinc +/- 2 Pi Repetition Rate: 500 Hz Duty Cycle: 100%
Bandwidth:	0.0 MHz
Integration Time:	2.0 ms

<sup>1</sup> PAR (0.1%) in accordance with FCC KDB 971168, Section 6.0 "Measurement of the Peak-to-Average Power Ratio (PAPR)"

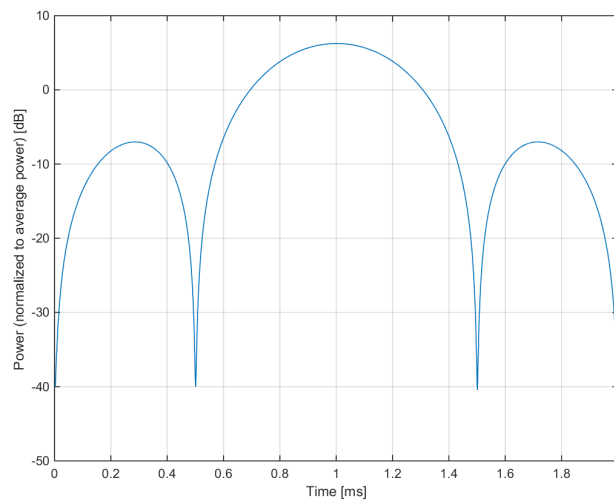
<sup>2</sup> Modulation Interference Factor (MIF) value valid only in conjunction with advanced probe response linearization calibration for the same communication system (same UID and version).



### Complementary Cumulative Distribution Function (CCDF)



### Frequency Domain



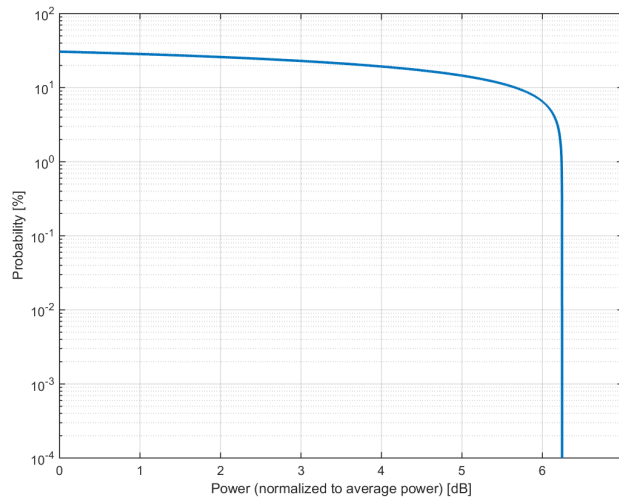
### Time Domain

**Calibration Laboratory of  
Schmid & Partner  
Engineering AG**  
Zeughausstrasse 43, 8004 Zurich, Switzerland

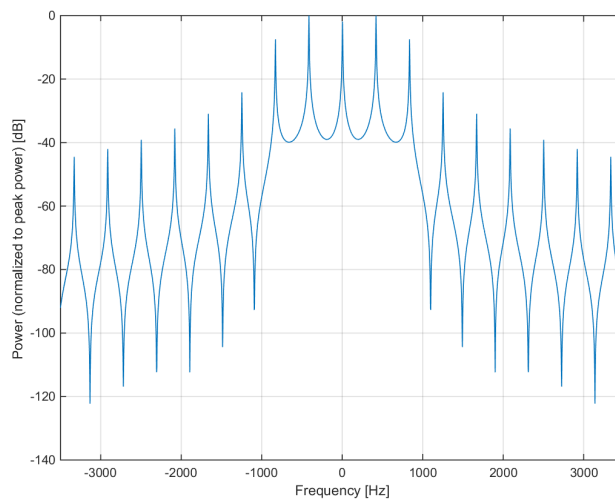
Name:	<b>MITS (2pi Sinc, 2.4ms, 2.4ms)</b>
Group:	MRI
UID:	10664-AAA
PAR: <sup>1</sup>	<b>6.24 dB</b>
MIF: <sup>2</sup>	<b>0.46 dB</b>
Standard Reference:	SPEAG
Category:	Periodic pulsed modulation
Modulation:	AM
Frequency Band:	MRI 1.5T (59.0 - 69.0 MHz) MRI 3T (123.0 - 133.0 MHz) Validation band (0.0 - 6000.0 MHz)
Detailed Specification:	Calibration Sequence for Medical Implant Test System (MITS) Pulse Shape: Sinc +/- 2 Pi Repetition Rate: 417 Hz Duty Cycle: 100%
Bandwidth:	0.0 MHz
Integration Time:	2.4 ms

<sup>1</sup> PAR (0.1%) in accordance with FCC KDB 971168, Section 6.0 "Measurement of the Peak-to-Average Power Ratio (PAPR)"

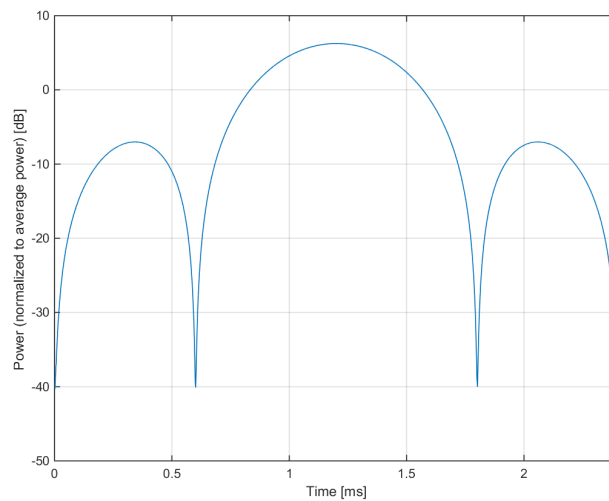
<sup>2</sup> Modulation Interference Factor (MIF) value valid only in conjunction with advanced probe response linearization calibration for the same communication system (same UID and version).



### Complementary Cumulative Distribution Function (CCDF)



### Frequency Domain



### Time Domain

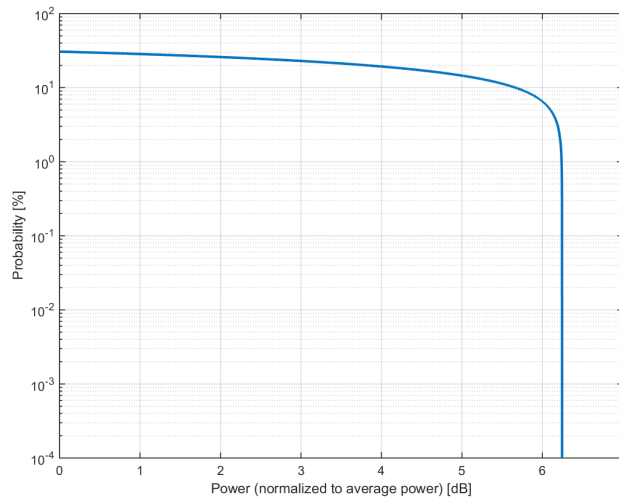


**Calibration Laboratory of  
Schmid & Partner  
Engineering AG**  
Zeughausstrasse 43, 8004 Zurich, Switzerland

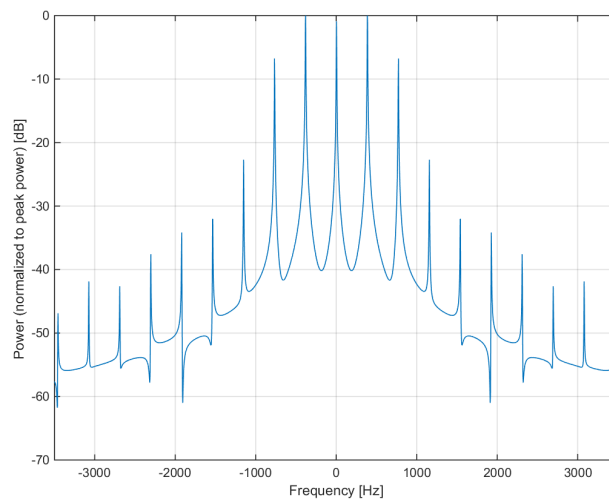
Name:	<b>MITS (2pi Sinc, 2.6ms, 2.6ms)</b>
Group:	MRI
UID:	10665-AAA
PAR: <sup>1</sup>	<b>6.24 dB</b>
MIF: <sup>2</sup>	<b>0.37 dB</b>
Standard Reference:	SPEAG
Category:	Periodic pulsed modulation
Modulation:	AM
Frequency Band:	MRI 1.5T (59.0 - 69.0 MHz) MRI 3T (123.0 - 133.0 MHz) Validation band (0.0 - 6000.0 MHz)
Detailed Specification:	Calibration Sequence for Medical Implant Test System (MITS) Pulse Shape: Sinc +/- 2 Pi Repetition Rate: 385 Hz Duty Cycle: 100%
Bandwidth:	0.0 MHz
Integration Time:	2.6 ms

<sup>1</sup> PAR (0.1%) in accordance with FCC KDB 971168, Section 6.0 "Measurement of the Peak-to-Average Power Ratio (PAPR)"

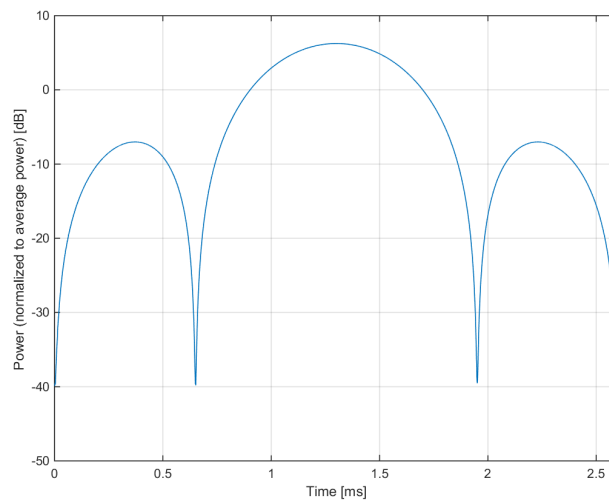
<sup>2</sup> Modulation Interference Factor (MIF) value valid only in conjunction with advanced probe response linearization calibration for the same communication system (same UID and version).



### Complementary Cumulative Distribution Function (CCDF)



### Frequency Domain



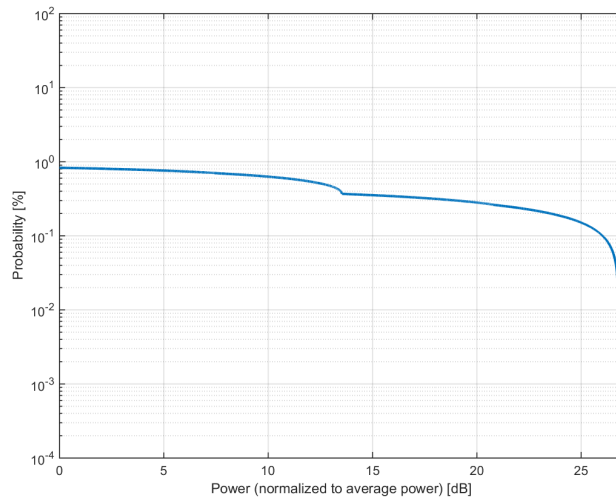
### Time Domain

**Calibration Laboratory of  
Schmid & Partner  
Engineering AG**  
Zeughausstrasse 43, 8004 Zurich, Switzerland

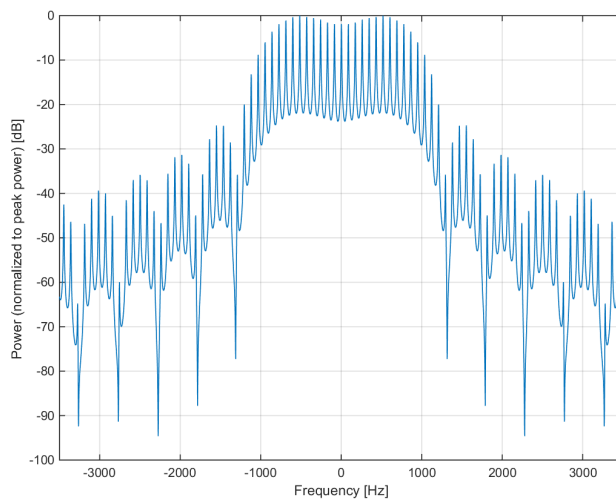
Name:	<b>MIT5 (2pi Sinc, 2ms, 4370ms)</b>
Group:	MRI
UID:	10666-AAA
PAR: <sup>1</sup>	<b>26.02 dB</b>
MIF: <sup>2</sup>	<b>11.61 dB</b>
Standard Reference:	SPEAG
Category:	Periodic pulsed modulation
Modulation:	AM
Frequency Band:	MRI 1.5T (59.0 - 69.0 MHz) MRI 3T (123.0 - 133.0 MHz) Validation band (0.0 - 6000.0 MHz)
Detailed Specification:	Calibration Sequence for Medical Implant Test System (MITS) Fast Spin Echo (FSE) TR = 4370 ms Echo Time = 116 ms Echo Train Length = 19
Bandwidth:	0.0 MHz
Integration Time:	4370.0 ms

<sup>1</sup> PAR (0.1%) in accordance with FCC KDB 971168, Section 6.0 "Measurement of the Peak-to-Average Power Ratio (PAPR)"

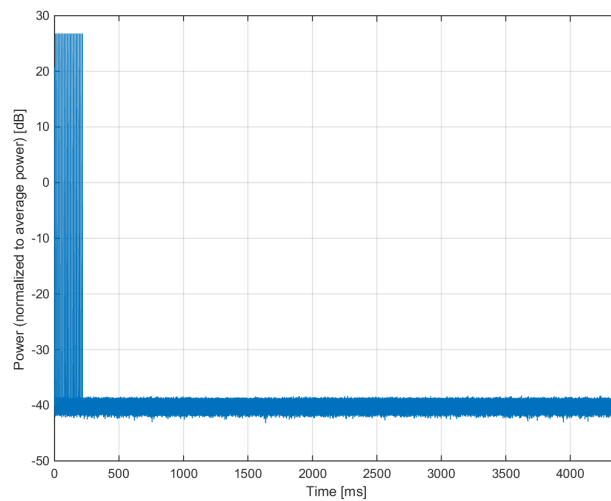
<sup>2</sup> Modulation Interference Factor (MIF) value valid only in conjunction with advanced probe response linearization calibration for the same communication system (same UID and version).



### Complementary Cumulative Distribution Function (CCDF)



### Frequency Domain



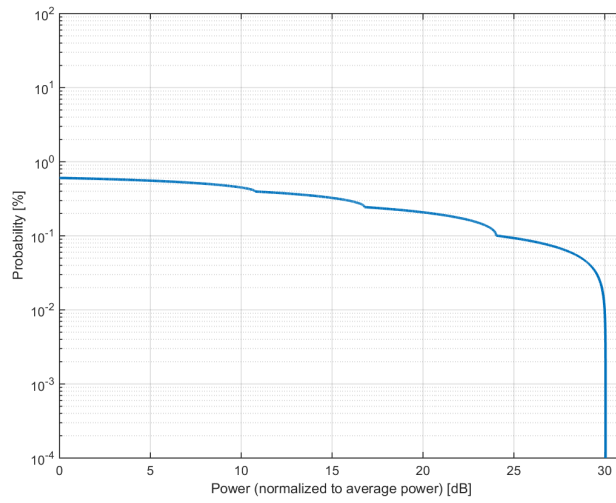
### Time Domain

**Calibration Laboratory of  
Schmid & Partner  
Engineering AG**  
Zeughausstrasse 43, 8004 Zurich, Switzerland

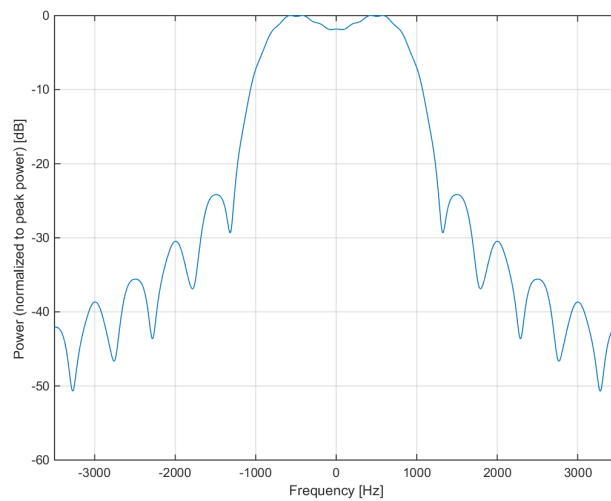
Name:	<b>MIT5 (2pi Sinc, 2ms, 600ms)</b>
Group:	MRI
UID:	10667-AAA
PAR: <sup>1</sup>	<b>24.11 dB</b>
MIF: <sup>2</sup>	<b>20.22 dB</b>
Standard Reference:	SPEAG
Category:	Periodic pulsed modulation
Modulation:	AM
Frequency Band:	MRI 1.5T (59.0 - 69.0 MHz) MRI 3T (123.0 - 133.0 MHz) Validation band (0.0 - 6000.0 MHz)
Detailed Specification:	Calibration Sequence for Medical Implant Test System (MITS) T1 Spin Echo (T1-SE) TR = 600 ms Echo Time = 10 ms Echo Train Length = 1
Bandwidth:	0.0 MHz
Integration Time:	600.0 ms

<sup>1</sup> PAR (0.1%) in accordance with FCC KDB 971168, Section 6.0 "Measurement of the Peak-to-Average Power Ratio (PAPR)"

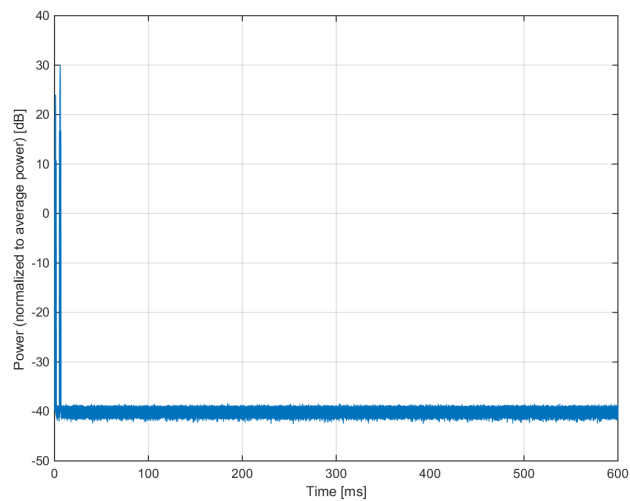
<sup>2</sup> Modulation Interference Factor (MIF) value valid only in conjunction with advanced probe response linearization calibration for the same communication system (same UID and version).



### Complementary Cumulative Distribution Function (CCDF)



### Frequency Domain



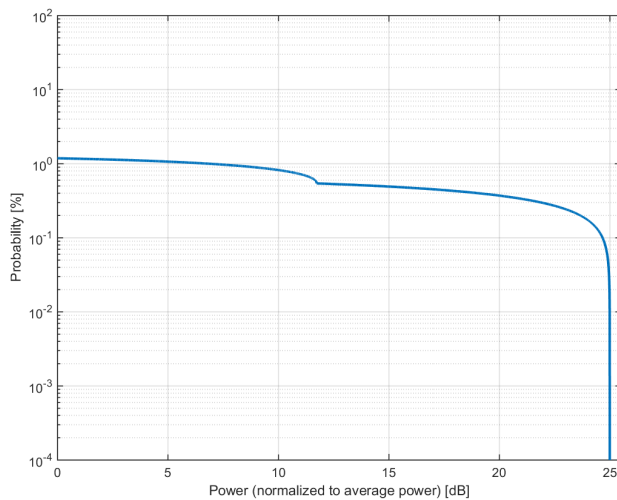
### Time Domain

**Calibration Laboratory of  
Schmid & Partner  
Engineering AG**  
Zeughausstrasse 43, 8004 Zurich, Switzerland

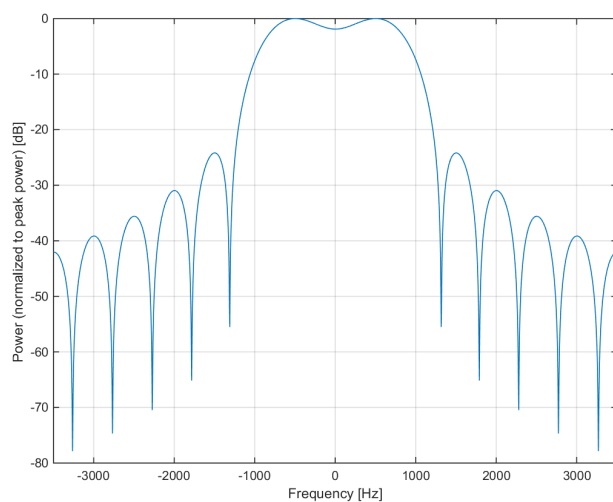
Name:	<b>MIT5 (2pi Sinc, 2ms, 150ms)</b>
Group:	MRI
UID:	10668-AAA
PAR: <sup>1</sup>	<b>24.67 dB</b>
MIF: <sup>2</sup>	<b>16.70 dB</b>
Standard Reference:	SPEAG
Category:	Periodic pulsed modulation
Modulation:	AM
Frequency Band:	MRI 1.5T (59.0 - 69.0 MHz) MRI 3T (123.0 - 133.0 MHz) Validation band (0.0 - 6000.0 MHz)
Detailed Specification:	Calibration Sequence for Medical Implant Test System (MITS) Pulse Shape: Sinc +/- 2 Pi Repetition Rate: 6.67 Hz Duty Cycle: 1.33%
Bandwidth:	0.0 MHz
Integration Time:	150.0 ms

<sup>1</sup> PAR (0.1%) in accordance with FCC KDB 971168, Section 6.0 "Measurement of the Peak-to-Average Power Ratio (PAPR)"

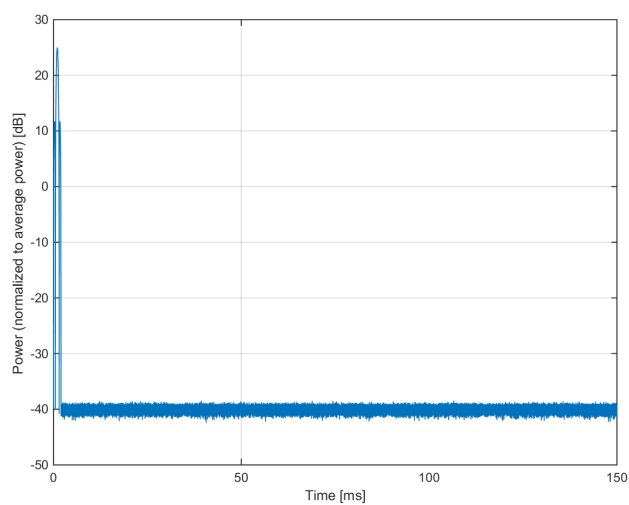
<sup>2</sup> Modulation Interference Factor (MIF) value valid only in conjunction with advanced probe response linearization calibration for the same communication system (same UID and version).



### Complementary Cumulative Distribution Function (CCDF)



### Frequency Domain



### Time Domain



**Calibration Laboratory of  
Schmid & Partner  
Engineering AG**  
Zeughausstrasse 43, 8004 Zurich, Switzerland

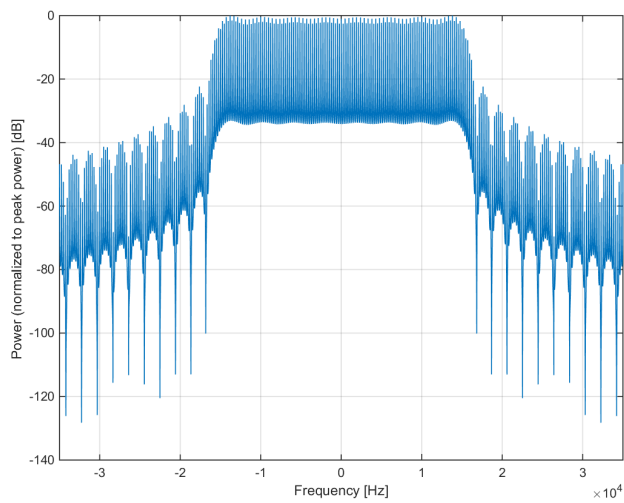
Name:	<b>MIT5 (8pi Sinc, 0.512ms, 4.2ms)</b>
Group:	MRI
UID:	10669-AAA
PAR: <sup>1</sup>	<b>21.11 dB</b>
MIF: <sup>2</sup>	<b>6.78 dB</b>
Standard Reference:	SPEAG
Category:	Periodic pulsed modulation
Modulation:	AM
Frequency Band:	MRI 1.5T (59.0 - 69.0 MHz) MRI 3T (123.0 - 133.0 MHz) Validation band (0.0 - 6000.0 MHz)
Detailed Specification:	Calibration Sequence for Medical Implant Test System (MITS) Pulse Shape: Sinc +/- 8 Pi Repetition Rate: 238 Hz Duty Cycle: 8.2%
Bandwidth:	0.1 MHz
Integration Time:	4.2 ms

<sup>1</sup> PAR (0.1%) in accordance with FCC KDB 971168, Section 6.0 "Measurement of the Peak-to-Average Power Ratio (PAPR)"

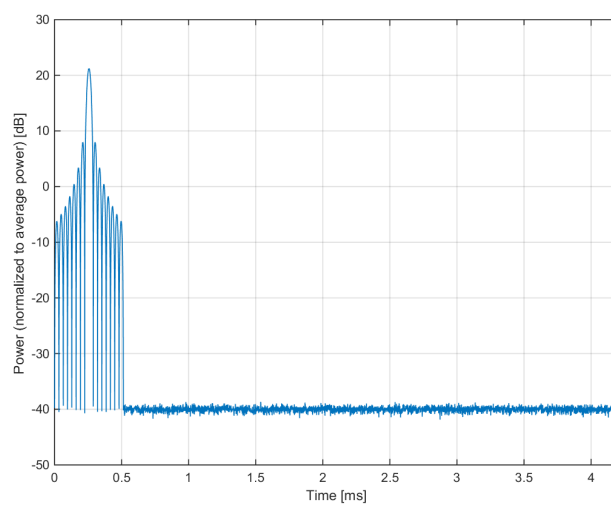
<sup>2</sup> Modulation Interference Factor (MIF) value valid only in conjunction with advanced probe response linearization calibration for the same communication system (same UID and version).



### Complementary Cumulative Distribution Function (CCDF)



### Frequency Domain



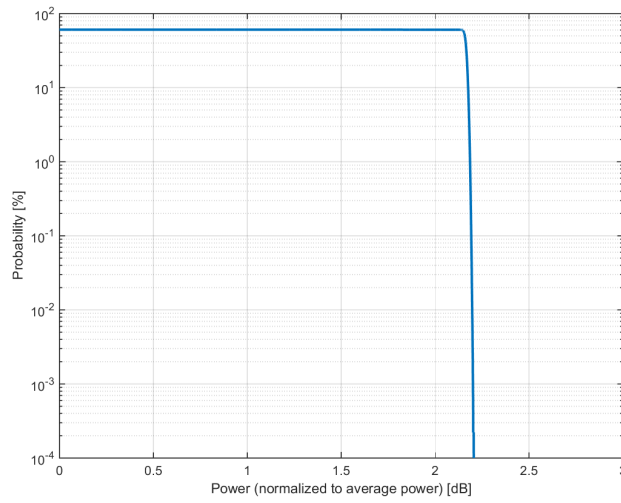
### Time Domain

**Calibration Laboratory of  
Schmid & Partner  
Engineering AG**  
Zeughausstrasse 43, 8004 Zurich, Switzerland

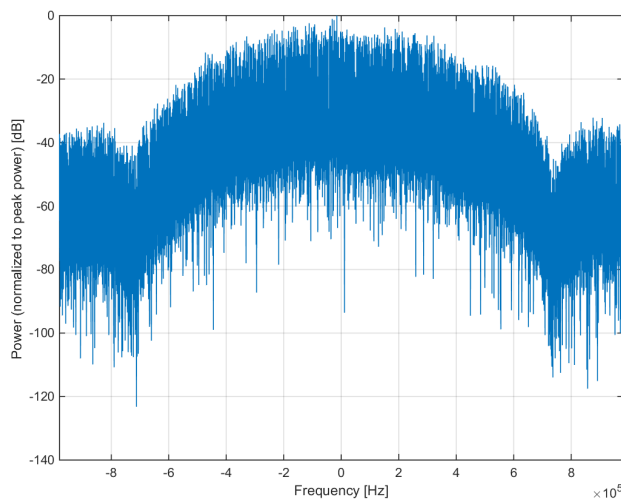
Name:	<b>Bluetooth Low Energy</b>
Group:	Bluetooth
UID:	10670-AAA
PAR: <sup>1</sup>	<b>2.19 dB</b>
MIF: <sup>2</sup>	<b>-1.94 dB</b>
Standard Reference:	IEEE Standard 802.15.1
Category:	Periodic pulsed modulation
Modulation:	GFSK
Frequency Band:	ISM 2.4 GHz Band (2400.0 - 2483.5 MHz) Validation band (0.0 - 6000.0 MHz)
Detailed Specification:	Bluetooth Low Energy Mode: Data Packet Type: Test Packet
Bandwidth:	1.4 MHz
Integration Time:	90.0 ms

<sup>1</sup> PAR (0.1%) in accordance with FCC KDB 971168, Section 6.0 "Measurement of the Peak-to-Average Power Ratio (PAPR)"

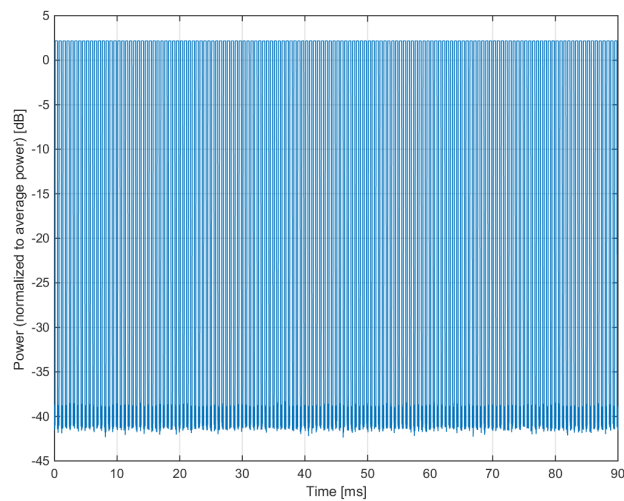
<sup>2</sup> Modulation Interference Factor (MIF) value valid only in conjunction with advanced probe response linearization calibration for the same communication system (same UID and version).



### Complementary Cumulative Distribution Function (CCDF)



### Frequency Domain



### Time Domain

**Calibration Laboratory of  
Schmid & Partner  
Engineering AG**  
Zeughausstrasse 43, 8004 Zurich, Switzerland

Name: **IEEE 802.11ax (20MHz, MCS0, 90pc duty cycle)**

Group: WLAN  
UID: 10671-AAA

PAR: <sup>1</sup> **9.09 dB**  
MIF: <sup>2</sup> **-5.58 dB**

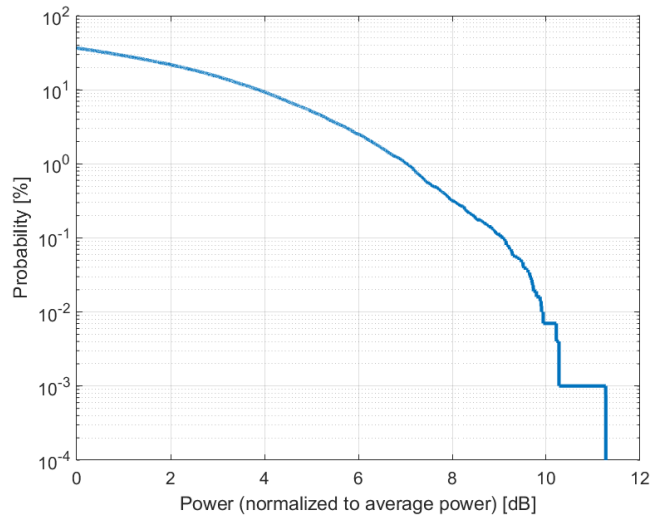
Standard Reference: SPEAG  
Category: Random amplitude modulation  
Modulation: BPSK  
Frequency Band: WLAN 2.4GHz (2412.0 - 2484.0 MHz)  
WLAN 5GHz (4915.0 - 5825.0 MHz)  
U-NII-1, U-NII-2A (5170 - 5330 MHz)  
U-NII-2C Standalone (5490 - 5710 MHz)  
U-NII-2C <5.65 GHz (5490 - 5650 MHz)  
U-NII-3 Standalone (5735 - 5835 MHz)  
U-NII-2C, U-NII-3 (5650 - 5835 MHz)  
Validation band (0.0 - 6000.0 MHz)

Detailed Specification: Bandwidth: 20MHz  
Duty Cycle: 90%  
Number of spatial stream: 1

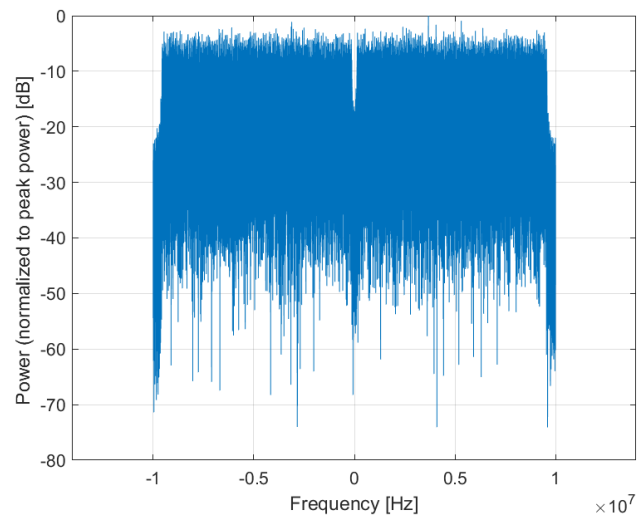
Bandwidth: 20.0 MHz  
Integration Time: 5.0 ms

<sup>1</sup> PAR (0.1%) in accordance with FCC KDB 971168, Section 6.0 "Measurement of the Peak-to-Average Power Ratio (PAPR)"

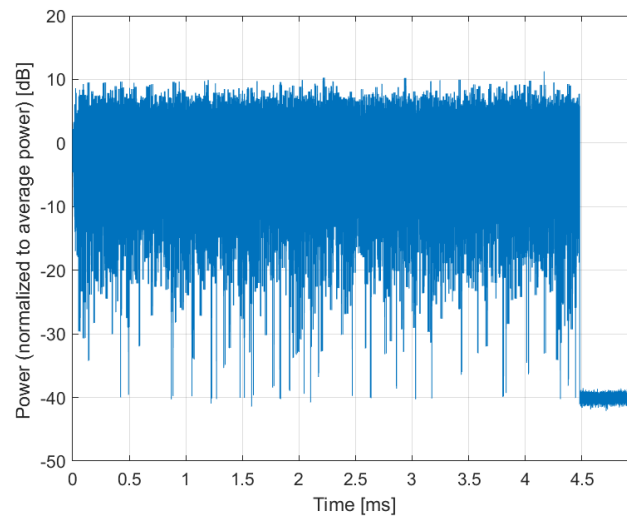
<sup>2</sup> Modulation Interference Factor (MIF) value valid only in conjunction with advanced probe response linearization calibration for the same communication system (same UID and version).



### Complementary Cumulative Distribution Function (CCDF)



### Frequency Domain



### Time Domain

**Calibration Laboratory of  
Schmid & Partner  
Engineering AG**  
Zeughausstrasse 43, 8004 Zurich, Switzerland

Name: **IEEE 802.11ax (20MHz, MCS1, 90pc duty cycle)**

Group: WLAN  
UID: 10672-AAA

PAR: <sup>1</sup> **8.57 dB**  
MIF: <sup>2</sup> **-5.66 dB**

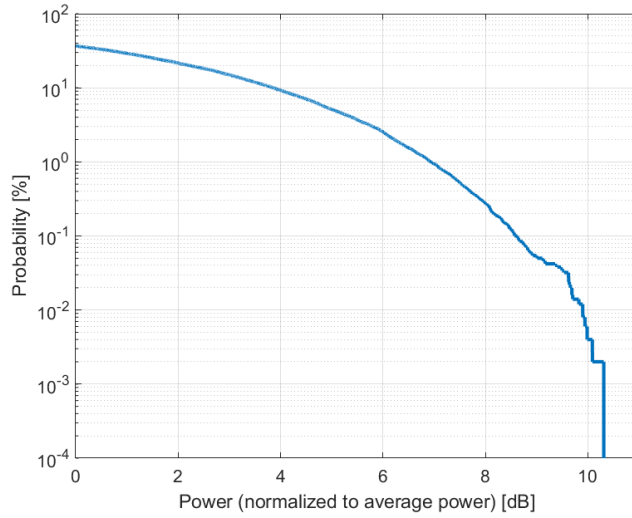
Standard Reference: SPEAG  
Category: Random amplitude modulation  
Modulation: QPSK  
Frequency Band: WLAN 2.4GHz (2412.0 - 2484.0 MHz)  
WLAN 5GHz (4915.0 - 5825.0 MHz)  
U-NII-1, U-NII-2A (5170 - 5330 MHz)  
U-NII-2C Standalone (5490 - 5710 MHz)  
U-NII-2C <5.65 GHz (5490 - 5650 MHz)  
U-NII-3 Standalone (5735 - 5835 MHz)  
U-NII-2C, U-NII-3 (5650 - 5835 MHz)  
Validation band (0.0 - 6000.0 MHz)

Detailed Specification: Bandwidth: 20MHz  
Duty Cycle: 90%  
Number of spatial stream: 1

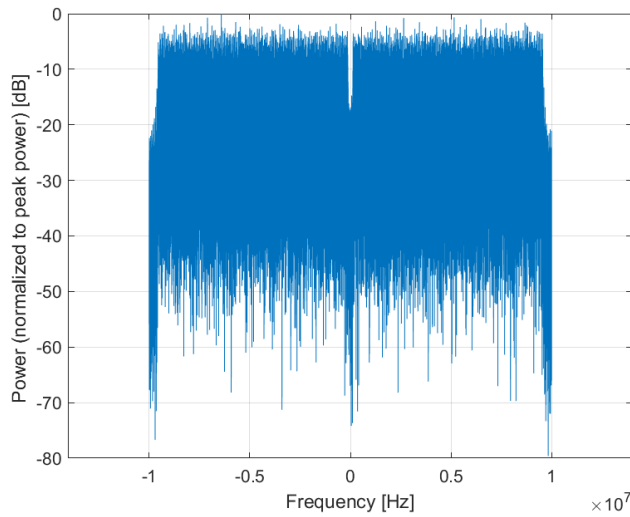
Bandwidth: 20.0 MHz  
Integration Time: 2.5 ms

<sup>1</sup> PAR (0.1%) in accordance with FCC KDB 971168, Section 6.0 "Measurement of the Peak-to-Average Power Ratio (PAPR)"

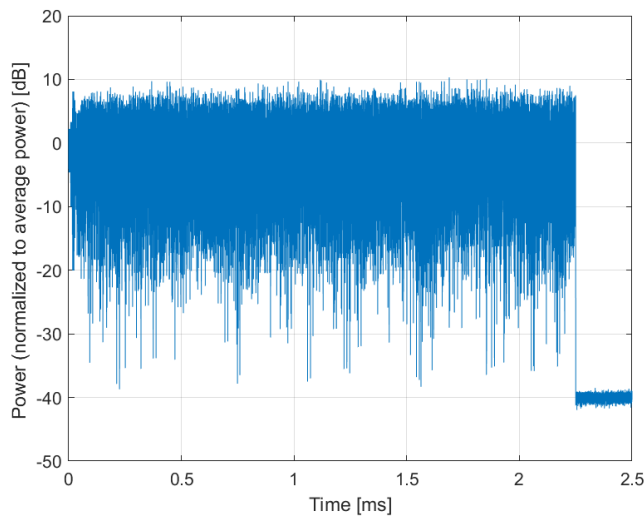
<sup>2</sup> Modulation Interference Factor (MIF) value valid only in conjunction with advanced probe response linearization calibration for the same communication system (same UID and version).



**Complementary Cumulative Distribution Function (CCDF)**



**Frequency Domain**



**Time Domain**