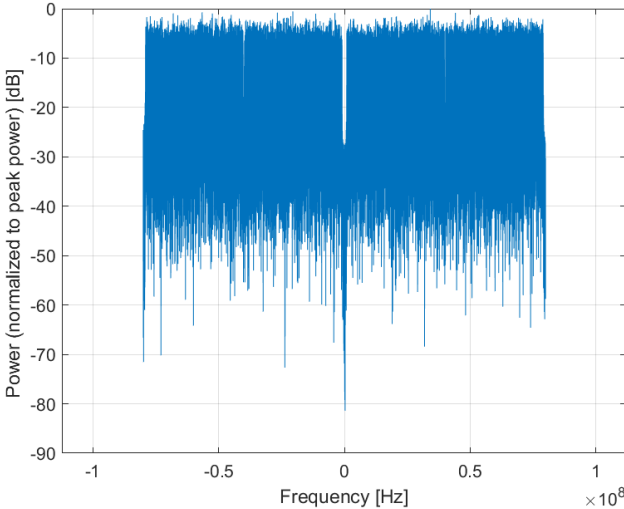
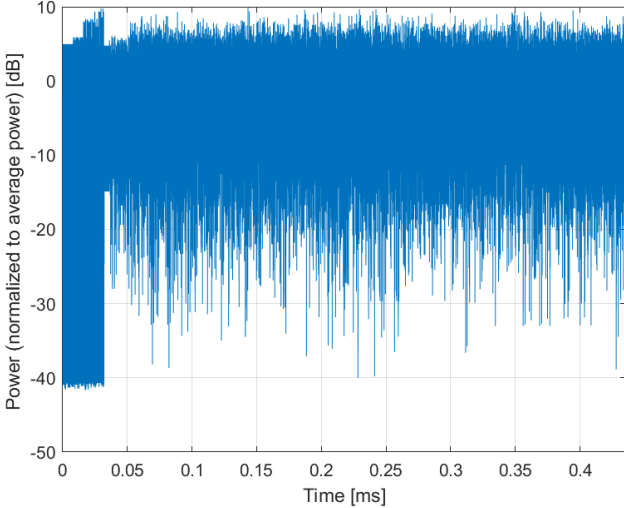


**Complementary Cumulative Distribution Function (CCDF)**



**Frequency Domain**



**Time Domain**

**Calibration Laboratory of  
Schmid & Partner  
Engineering AG**  
Zeughausstrasse 43, 8004 Zurich, Switzerland

Name: **IEEE 802.11ax (160MHz, MCS11, 99pc duty cycle)**

Group: WLAN  
UID: 10766-AAC

PAR: <sup>1</sup> **8.51 dB**  
MIF: <sup>2</sup> **-16.98 dB**

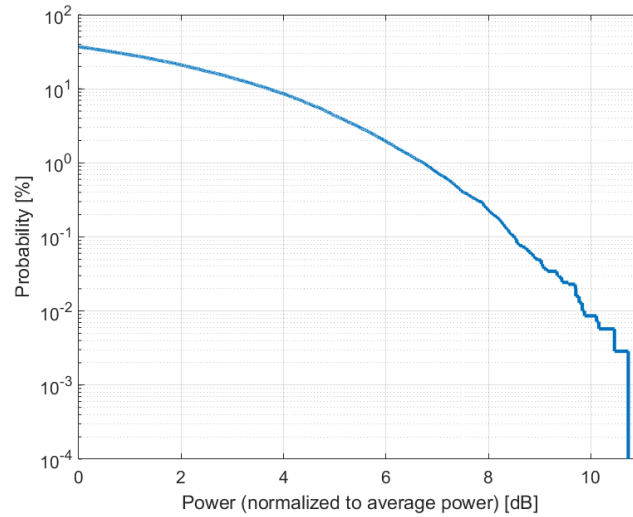
Standard Reference: SPEAG  
Category: Random amplitude modulation  
Modulation: 1024-QAM  
Frequency Band: WLAN 2.4GHz (2412.0 - 2484.0 MHz)  
WLAN 5GHz (4915.0 - 5825.0 MHz)  
U-NII-1, U-NII-2A (5170 - 5330 MHz)  
U-NII-2C Standalone (5490 - 5710 MHz)  
U-NII-2C <5.65 GHz (5490 - 5650 MHz)  
U-NII-3 Standalone (5735 - 5835 MHz)  
U-NII-2C, U-NII-3 (5650 - 5835 MHz)  
U-NII-5 (5925 - 6425 MHz)  
U-NII-6 (6425 - 6525 MHz)  
U-NII-7 (6525 - 6875 MHz)  
U-NII-8 (6875 - 7125 MHz)  
U-NII-4 (5.825 - 5.925 MHz)  
Validation band (0.0 - 6000.0 MHz)

Detailed Specification: Bandwidth: 160MHz  
Duty Cycle: 99%  
Number of spatial stream: 1

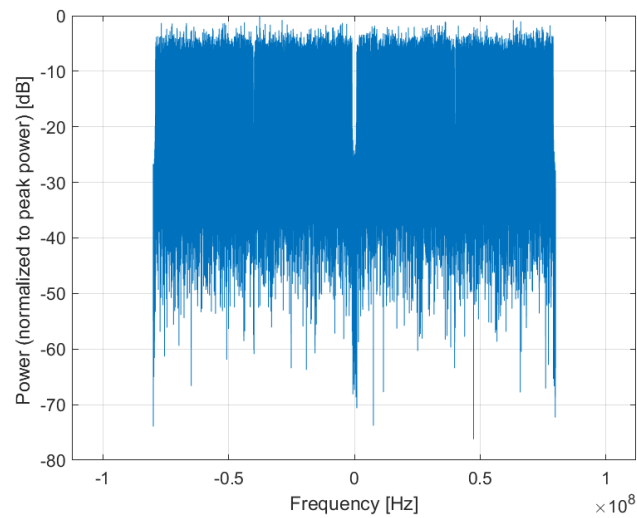
Bandwidth: 160.0 MHz  
Integration Time: 0.4 ms

<sup>1</sup> PAR (0.1%) in accordance with FCC KDB 971168, Section 6.0 "Measurement of the Peak-to-Average Power Ratio (PAPR)"

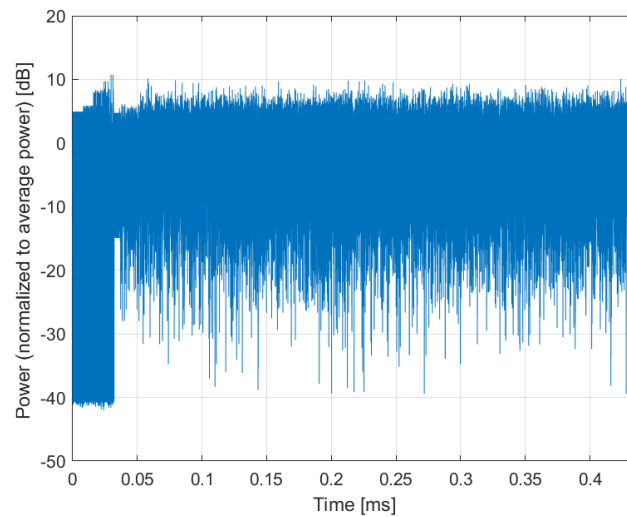
<sup>2</sup> Modulation Interference Factor (MIF) value valid only in conjunction with advanced probe response linearization calibration for the same communication system (same UID and version).



**Complementary Cumulative Distribution Function (CCDF)**



**Frequency Domain**



**Time Domain**

**Calibration Laboratory of  
Schmid & Partner  
Engineering AG**  
Zeughausstrasse 43, 8004 Zurich, Switzerland

Name: **5G NR (CP-OFDM, 1 RB, 5 MHz, QPSK, 15 kHz)**

Group: 5G NR FR1 TDD  
UID: 10767-AAE

PAR: <sup>1</sup> **7.99 dB**  
MIF: <sup>2</sup> **-12.18 dB**

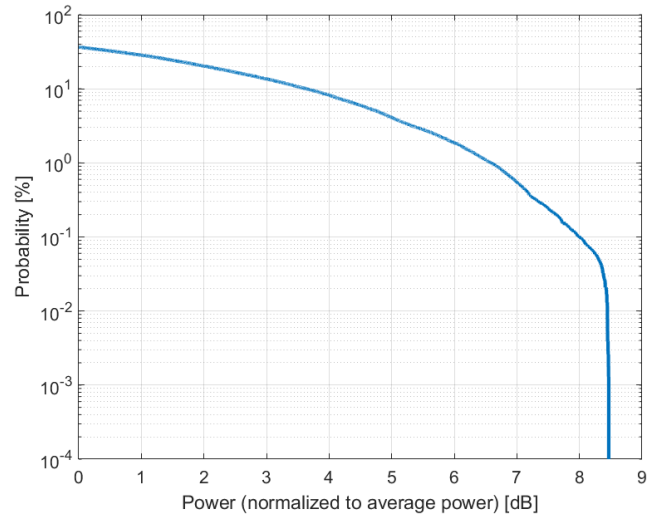
Standard Reference: SPEAG  
Category: Random amplitude modulation  
Modulation: QPSK  
Frequency Band: Band n34 (2010 - 2025 MHz)  
Band n38 (2570 - 2620 MHz)  
Band n39 (1880 - 1920 MHz)  
Band n40 (2300 - 2400 MHz)  
Band n48 (3550 - 3700 MHz)  
Band n50 (1432 - 1517 MHz)  
Band n51 (1427 - 1432 MHz)  
Band n53 (2483.5 - 2495 MHz)  
Validation band (0.0 - 6000.0 MHz)

Detailed Specification: Multiplexing Scheme: CP-OFDM  
Modulation Scheme: QPSK  
Subcarrier Spacing: 15 kHz  
Number RBs: 1  
Slot Format Index: 1  
Data Type: PN9

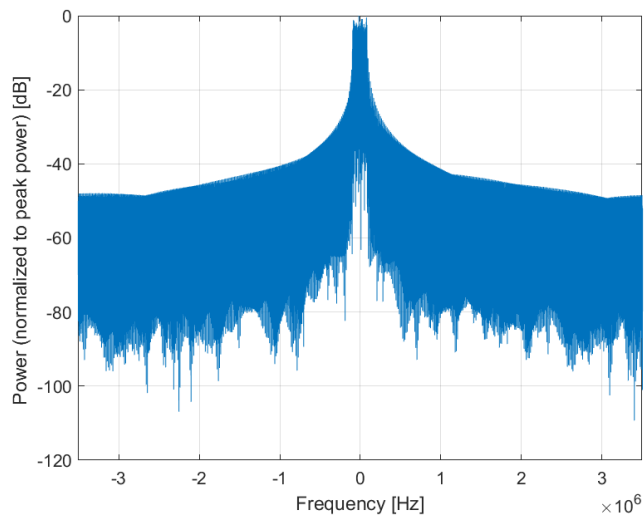
Bandwidth: 5.0 MHz  
Integration Time: 10.0 ms

<sup>1</sup> PAR (0.1%) in accordance with FCC KDB 971168, Section 6.0 "Measurement of the Peak-to-Average Power Ratio (PAPR)"

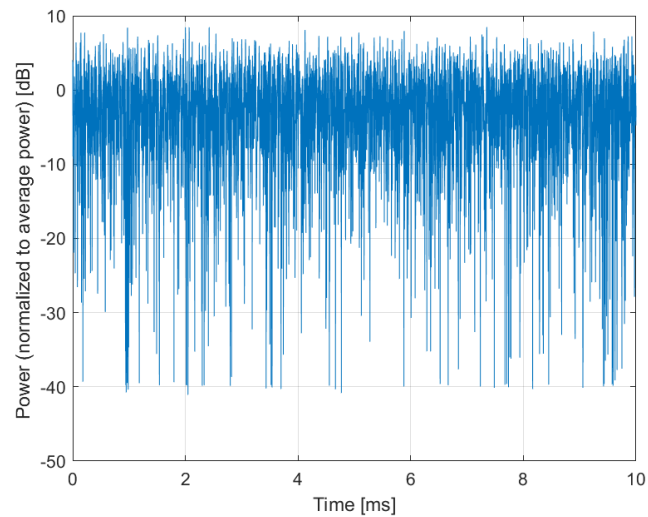
<sup>2</sup> Modulation Interference Factor (MIF) value valid only in conjunction with advanced probe response linearization calibration for the same communication system (same UID and version).



**Complementary Cumulative Distribution Function (CCDF)**



**Frequency Domain**



**Time Domain**

**Calibration Laboratory of  
Schmid & Partner  
Engineering AG**  
Zeughausstrasse 43, 8004 Zurich, Switzerland

Name: **5G NR (CP-OFDM, 1 RB, 10 MHz, QPSK, 15 kHz)**

Group: 5G NR FR1 TDD  
UID: 10768-AAD

PAR: <sup>1</sup> **8.01 dB**  
MIF: <sup>2</sup> **-12.26 dB**

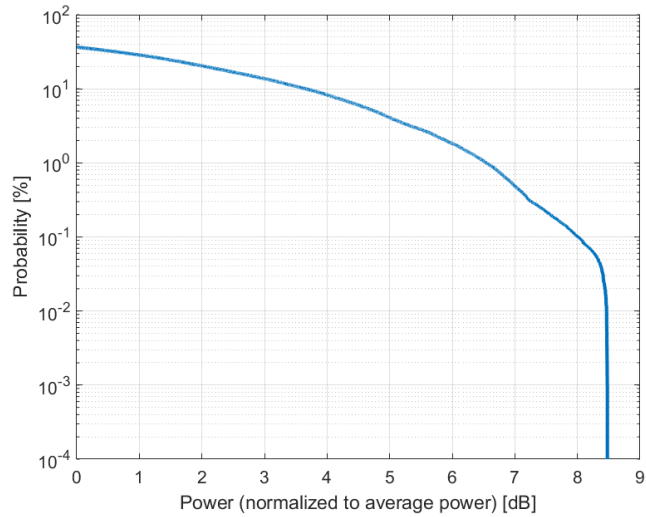
Standard Reference: SPEAG  
Category: Random amplitude modulation  
Modulation: QPSK  
Frequency Band: Band n34 (2010 - 2025 MHz)  
Band n38 (2570 - 2620 MHz)  
Band n39 (1880 - 1920 MHz)  
Band n40 (2300 - 2400 MHz)  
Band n41 (2496 - 2690 MHz)  
Band n48 (3550 - 3700 MHz)  
Band n50 (1432 - 1517 MHz)  
Band n77 (3300 - 4200 MHz)  
Band n78 (3300 - 3800 MHz)  
Band n53 (2483.5 - 2495 MHz)  
Band n90 (2496 - 2690 MHz)  
Band n47 (5855 - 5925 MHz)  
Validation band (0.0 - 6000.0 MHz)

Detailed Specification: Multiplexing Scheme: CP-OFDM  
Modulation Scheme: QPSK  
Subcarrier Spacing: 15 kHz  
Number RBs: 1  
Slot Format Index: 1  
Data Type: PN9

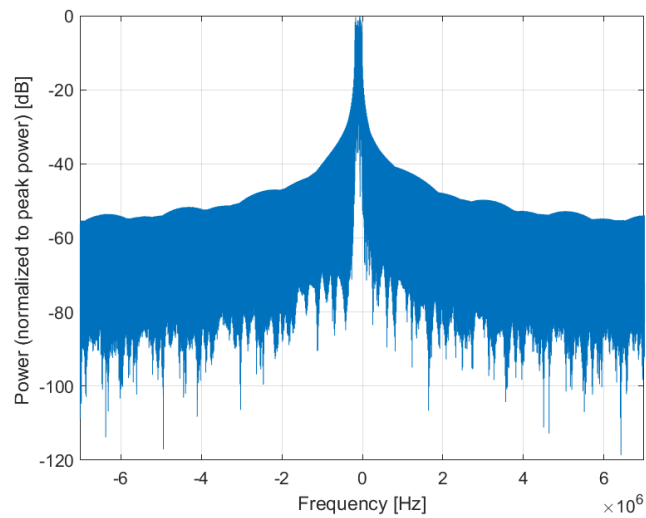
Bandwidth: 10.0 MHz  
Integration Time: 10.0 ms

<sup>1</sup> PAR (0.1%) in accordance with FCC KDB 971168, Section 6.0 "Measurement of the Peak-to-Average Power Ratio (PAPR)"

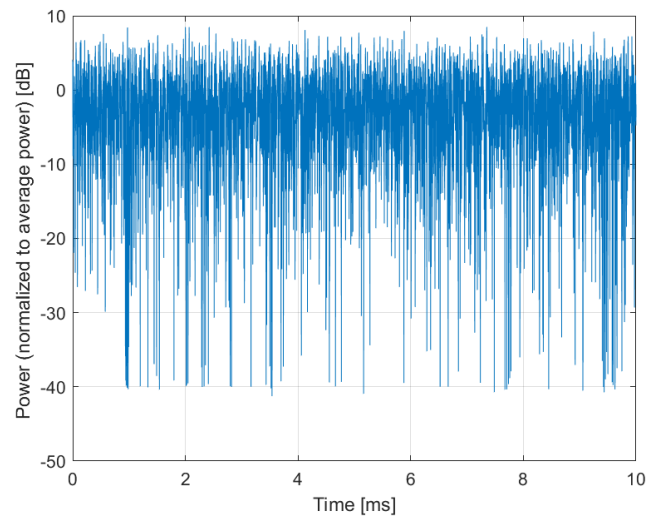
<sup>2</sup> Modulation Interference Factor (MIF) value valid only in conjunction with advanced probe response linearization calibration for the same communication system (same UID and version).



**Complementary Cumulative Distribution Function (CCDF)**



**Frequency Domain**



**Time Domain**

**Calibration Laboratory of  
Schmid & Partner  
Engineering AG**  
Zeughausstrasse 43, 8004 Zurich, Switzerland

Name: **5G NR (CP-OFDM, 1 RB, 15 MHz, QPSK, 15 kHz)**

Group: 5G NR FR1 TDD  
UID: 10769-AAD

PAR: <sup>1</sup> **8.01 dB**  
MIF: <sup>2</sup> **-12.08 dB**

Standard Reference: SPEAG  
Category: Random amplitude modulation  
Modulation: QPSK  
Frequency Band: Band n34 (2010 - 2025 MHz)  
Band n38 (2570 - 2620 MHz)  
Band n39 (1880 - 1920 MHz)  
Band n40 (2300 - 2400 MHz)  
Band n41 (2496 - 2690 MHz)  
Band n48 (3550 - 3700 MHz)  
Band n50 (1432 - 1517 MHz)  
Band n77 (3300 - 4200 MHz)  
Band n78 (3300 - 3800 MHz)  
Band n90 (2496 - 2690 MHz)  
Validation band (0.0 - 6000.0 MHz)

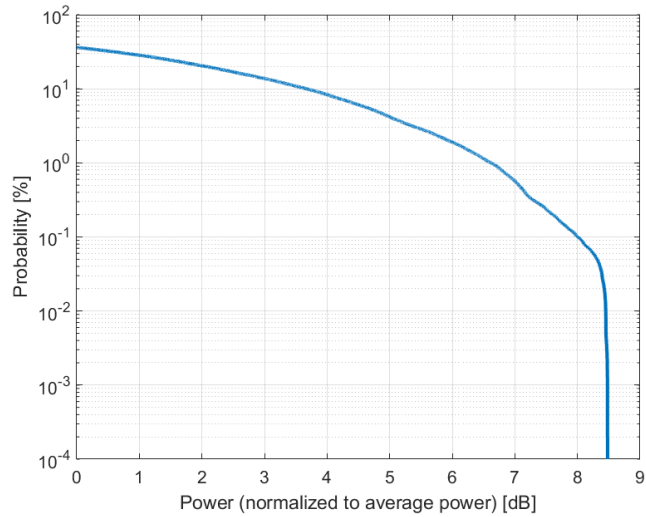
Detailed Specification: Multiplexing Scheme: CP-OFDM  
Modulation Scheme: QPSK  
Subcarrier Spacing: 15 kHz  
Number RBs: 1  
Slot Format Index: 1  
Data Type: PN9

Bandwidth: 15.0 MHz  
Integration Time: 10.0 ms

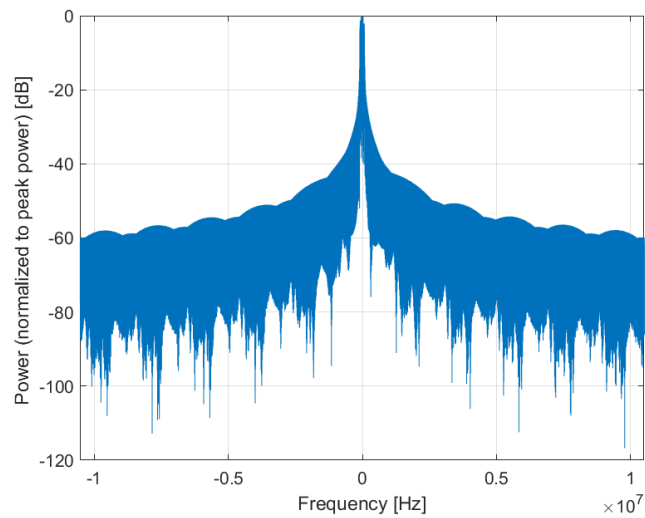
<sup>1</sup> PAR (0.1%) in accordance with FCC KDB 971168, Section 6.0 "Measurement of the Peak-to-Average Power Ratio (PAPR)"

<sup>2</sup> Modulation Interference Factor (MIF) value valid only in conjunction with advanced probe response linearization calibration for the same communication system (same UID and version).

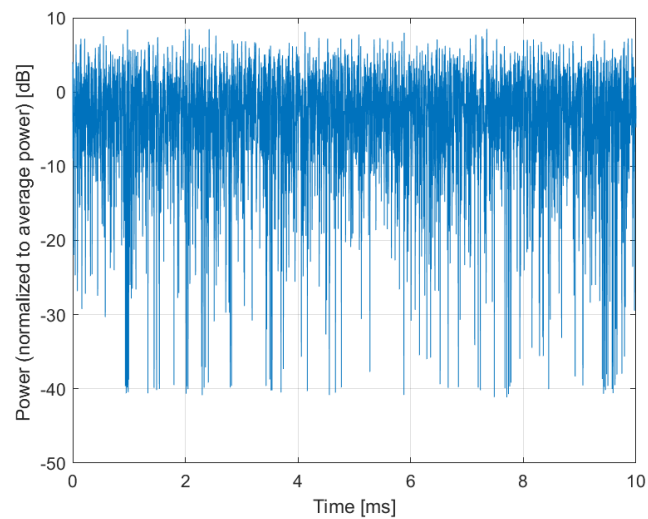




**Complementary Cumulative Distribution Function (CCDF)**



**Frequency Domain**



**Time Domain**

**Calibration Laboratory of  
Schmid & Partner  
Engineering AG**  
Zeughausstrasse 43, 8004 Zurich, Switzerland

Name: **5G NR (CP-OFDM, 1 RB, 20 MHz, QPSK, 15 kHz)**

Group: 5G NR FR1 TDD  
UID: 10770-AAD

PAR: <sup>1</sup> **8.02 dB**  
MIF: <sup>2</sup> **-12.20 dB**

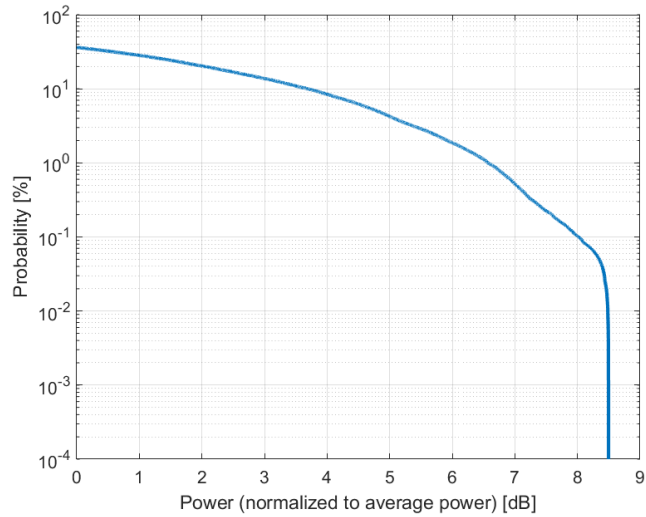
Standard Reference: SPEAG  
Category: Random amplitude modulation  
Modulation: QPSK  
Frequency Band: Band n38 (2570 - 2620 MHz)  
Band n39 (1880 - 1920 MHz)  
Band n40 (2300 - 2400 MHz)  
Band n41 (2496 - 2690 MHz)  
Band n48 (3550 - 3700 MHz)  
Band n50 (1432 - 1517 MHz)  
Band n77 (3300 - 4200 MHz)  
Band n78 (3300 - 3800 MHz)  
Band n90 (2496 - 2690 MHz)  
Band n47 (5855 - 5925 MHz)  
Validation band (0.0 - 6000.0 MHz)

Detailed Specification: Multiplexing Scheme: CP-OFDM  
Modulation Scheme: QPSK  
Subcarrier Spacing: 15 kHz  
Number RBs: 1  
Slot Format Index: 1  
Data Type: PN9

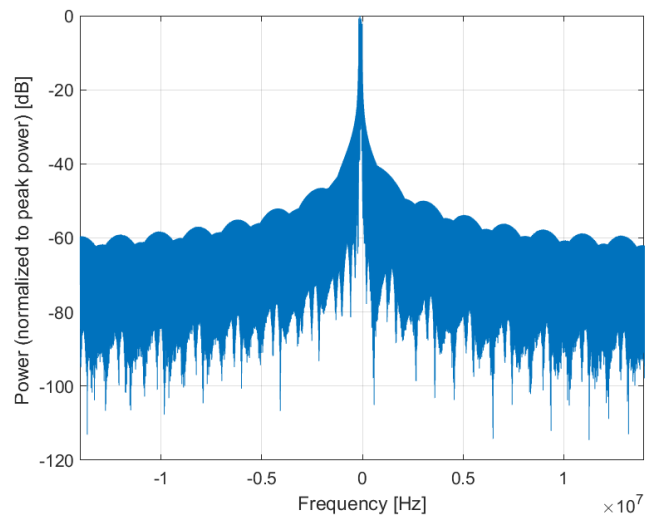
Bandwidth: 20.0 MHz  
Integration Time: 10.0 ms

<sup>1</sup> PAR (0.1%) in accordance with FCC KDB 971168, Section 6.0 "Measurement of the Peak-to-Average Power Ratio (PAPR)"

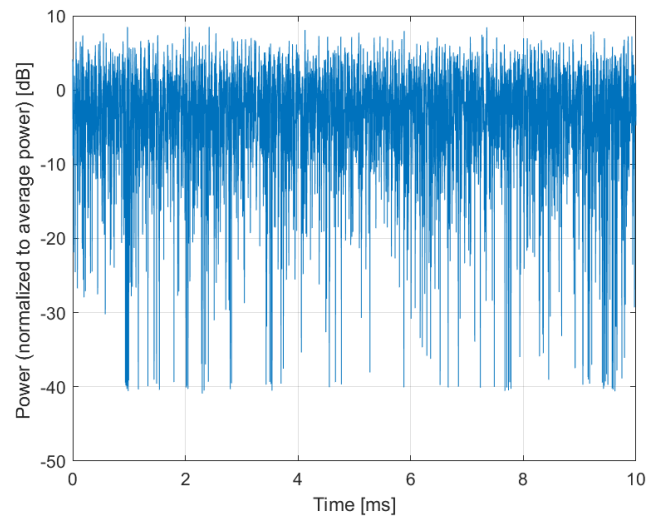
<sup>2</sup> Modulation Interference Factor (MIF) value valid only in conjunction with advanced probe response linearization calibration for the same communication system (same UID and version).



**Complementary Cumulative Distribution Function (CCDF)**



**Frequency Domain**



**Time Domain**

**Calibration Laboratory of  
Schmid & Partner  
Engineering AG**  
Zeughausstrasse 43, 8004 Zurich, Switzerland

Name: **5G NR (CP-OFDM, 1 RB, 25 MHz, QPSK, 15 kHz)**

Group: 5G NR FR1 TDD  
UID: 10771-AAD

PAR: <sup>1</sup> **8.02 dB**  
MIF: <sup>2</sup> **-12.22 dB**

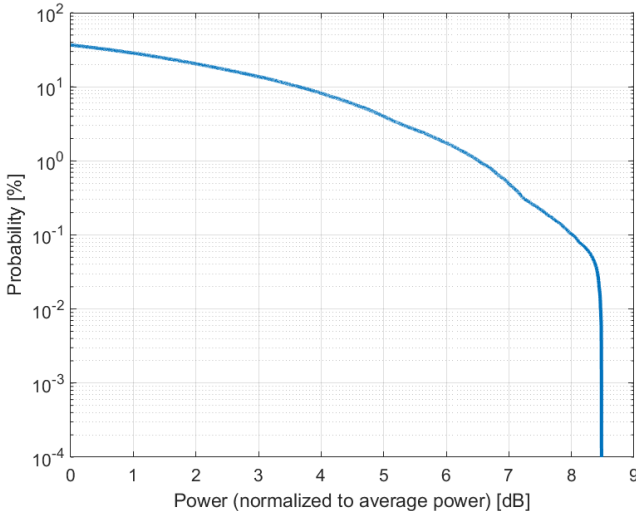
Standard Reference: SPEAG  
Category: Random amplitude modulation  
Modulation: QPSK  
Frequency Band: Band n38 (2570 - 2620 MHz)  
Band n39 (1880 - 1920 MHz)  
Band n40 (2300 - 2400 MHz)  
Band n77 (3300 - 4200 MHz)  
Band n78 (3300 - 3800 MHz)  
Validation band (0.0 - 6000.0 MHz)

Detailed Specification: Multiplexing Scheme: CP-OFDM  
Modulation Scheme: QPSK  
Subcarrier Spacing: 15 kHz  
Number RBs: 1  
Slot Format Index: 1  
Data Type: PN9

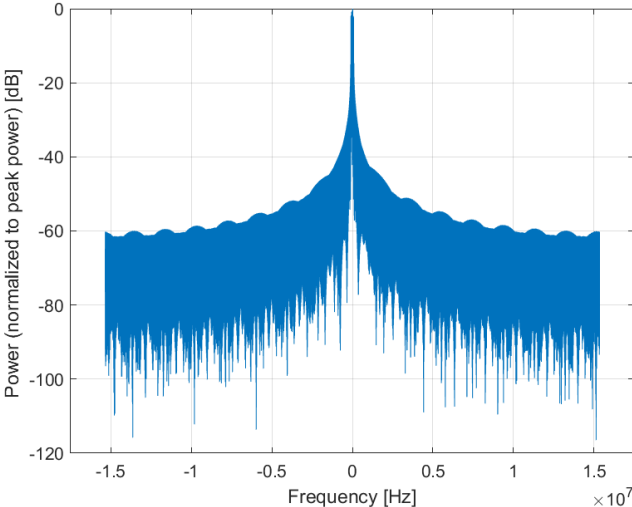
Bandwidth: 25.0 MHz  
Integration Time: 10.0 ms

<sup>1</sup> PAR (0.1%) in accordance with FCC KDB 971168, Section 6.0 "Measurement of the Peak-to-Average Power Ratio (PAPR)"

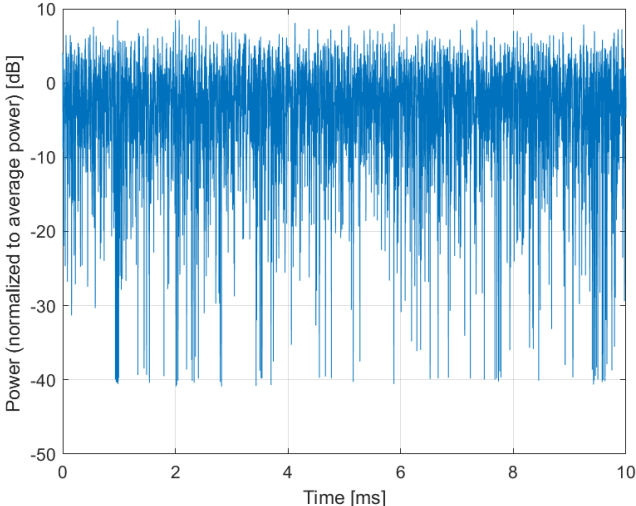
<sup>2</sup> Modulation Interference Factor (MIF) value valid only in conjunction with advanced probe response linearization calibration for the same communication system (same UID and version).



**Complementary Cumulative Distribution Function (CCDF)**



**Frequency Domain**



**Time Domain**

**Calibration Laboratory of  
Schmid & Partner  
Engineering AG**  
Zeughausstrasse 43, 8004 Zurich, Switzerland

Name: **5G NR (CP-OFDM, 1 RB, 30 MHz, QPSK, 15 kHz)**

Group: 5G NR FR1 TDD  
UID: 10772-AAD

PAR: <sup>1</sup> **8.23 dB**  
MIF: <sup>2</sup> **-12.20 dB**

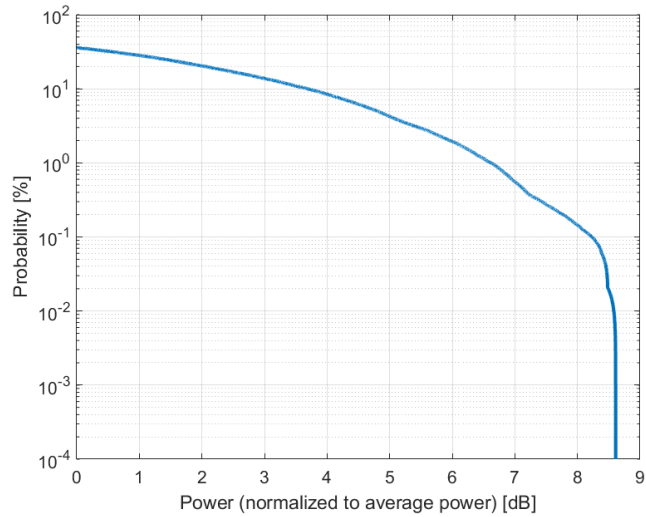
Standard Reference: SPEAG  
Category: Random amplitude modulation  
Modulation: QPSK  
Frequency Band: Band n38 (2570 - 2620 MHz)  
Band n39 (1880 - 1920 MHz)  
Band n40 (2300 - 2400 MHz)  
Band n41 (2496 - 2690 MHz)  
Band n50 (1432 - 1517 MHz)  
Band n77 (3300 - 4200 MHz)  
Band n78 (3300 - 3800 MHz)  
Band n90 (2496 - 2690 MHz)  
Band n47 (5855 - 5925 MHz)  
Validation band (0.0 - 6000.0 MHz)

Detailed Specification: Multiplexing Scheme: CP-OFDM  
Modulation Scheme: QPSK  
Subcarrier Spacing: 15 kHz  
Number RBs: 1  
Slot Format Index: 1  
Data Type: PN9

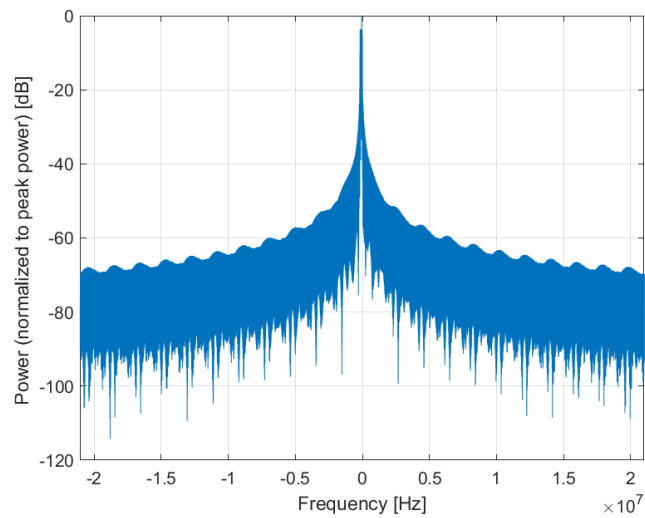
Bandwidth: 30.0 MHz  
Integration Time: 10.0 ms

<sup>1</sup> PAR (0.1%) in accordance with FCC KDB 971168, Section 6.0 "Measurement of the Peak-to-Average Power Ratio (PAPR)"

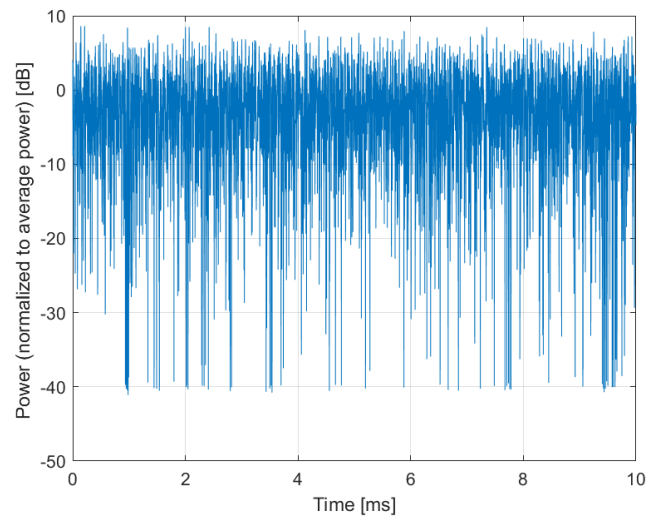
<sup>2</sup> Modulation Interference Factor (MIF) value valid only in conjunction with advanced probe response linearization calibration for the same communication system (same UID and version).



**Complementary Cumulative Distribution Function (CCDF)**



**Frequency Domain**



**Time Domain**

**Calibration Laboratory of  
Schmid & Partner  
Engineering AG**  
Zeughausstrasse 43, 8004 Zurich, Switzerland

Name: **5G NR (CP-OFDM, 1 RB, 40 MHz, QPSK, 15 kHz)**

Group: 5G NR FR1 TDD  
UID: 10773-AAD

PAR: <sup>1</sup> **8.03 dB**  
MIF: <sup>2</sup> **-12.13 dB**

Standard Reference: SPEAG  
Category: Random amplitude modulation  
Modulation: QPSK  
Frequency Band: Band n38 (2570 - 2620 MHz)  
Band n39 (1880 - 1920 MHz)  
Band n40 (2300 - 2400 MHz)  
Band n41 (2496 - 2690 MHz)  
Band n48 (3550 - 3700 MHz)  
Band n50 (1432 - 1517 MHz)  
Band n77 (3300 - 4200 MHz)  
Band n78 (3300 - 3800 MHz)  
Band n79 (4400 - 5000 MHz)  
Band n90 (2496 - 2690 MHz)  
Band n47 (5855 - 5925 MHz)  
Validation band (0.0 - 6000.0 MHz)

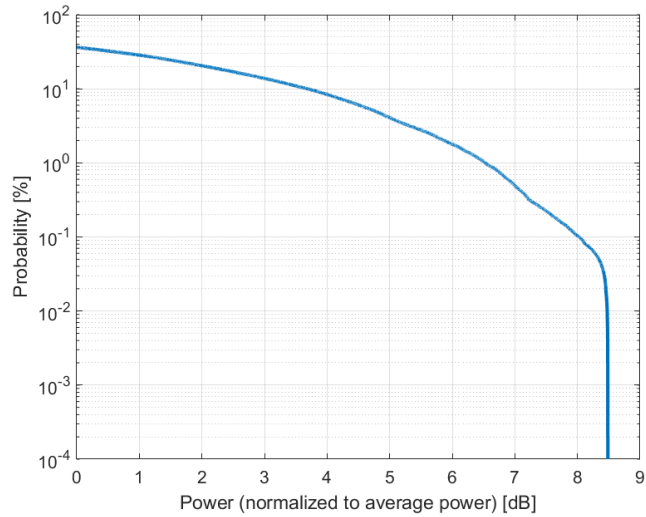
Detailed Specification: Multiplexing Scheme: CP-OFDM  
Modulation Scheme: QPSK  
Subcarrier Spacing: 15 kHz  
Number RBs: 1  
Slot Format Index: 1  
Data Type: PN9

Bandwidth: 40.0 MHz  
Integration Time: 10.0 ms

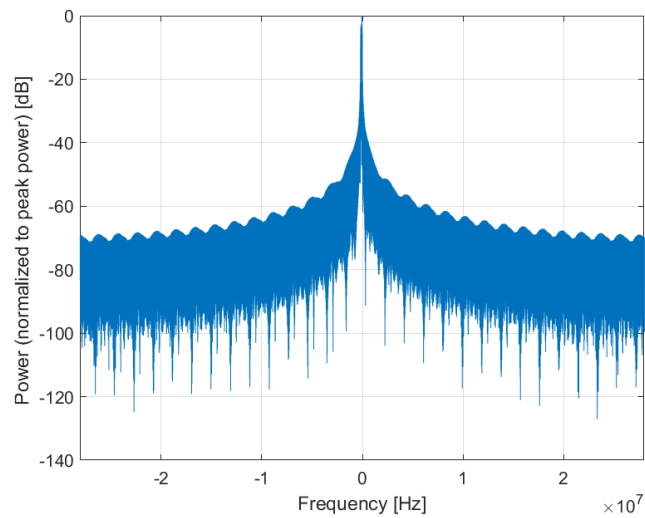
<sup>1</sup> PAR (0.1%) in accordance with FCC KDB 971168, Section 6.0 "Measurement of the Peak-to-Average Power Ratio (PAPR)"

<sup>2</sup> Modulation Interference Factor (MIF) value valid only in conjunction with advanced probe response linearization calibration for the same communication system (same UID and version).

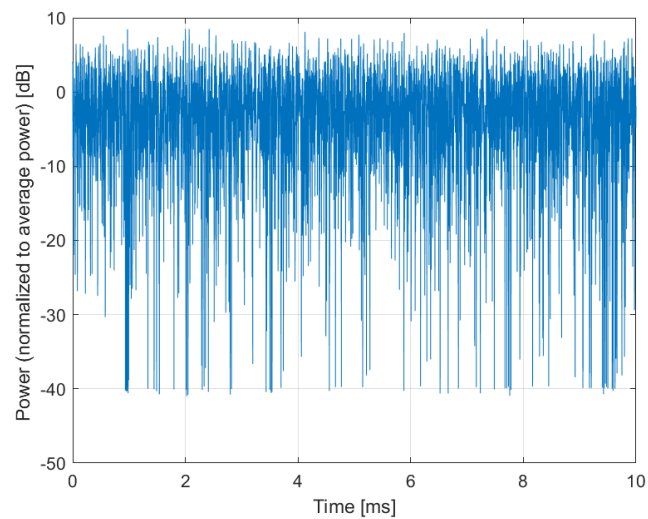




**Complementary Cumulative Distribution Function (CCDF)**



**Frequency Domain**



**Time Domain**

**Calibration Laboratory of  
Schmid & Partner  
Engineering AG**  
Zeughausstrasse 43, 8004 Zurich, Switzerland

Name: **5G NR (CP-OFDM, 1 RB, 50 MHz, QPSK, 15 kHz)**

Group: 5G NR FR1 TDD  
UID: 10774-AAD

PAR: <sup>1</sup> **8.02 dB**  
MIF: <sup>2</sup> **-12.25 dB**

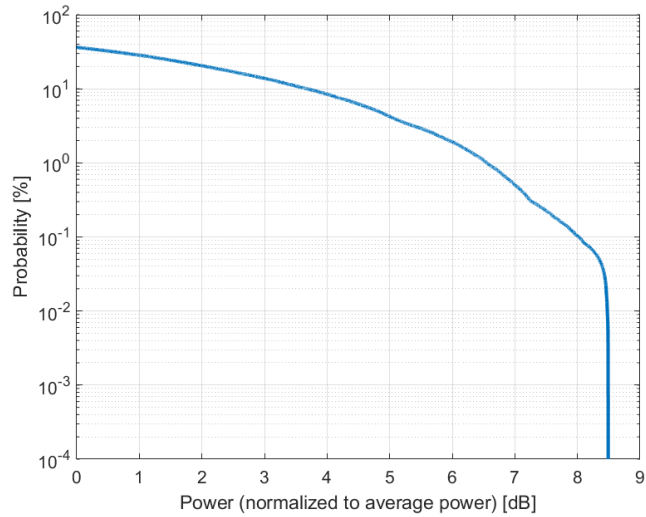
Standard Reference: SPEAG  
Category: Random amplitude modulation  
Modulation: QPSK  
Frequency Band: Band n40 (2300 - 2400 MHz)  
Band n41 (2496 - 2690 MHz)  
Band n48 (3550 - 3700 MHz)  
Band n50 (1432 - 1517 MHz)  
Band n77 (3300 - 4200 MHz)  
Band n78 (3300 - 3800 MHz)  
Band n79 (4400 - 5000 MHz)  
Band n90 (2496 - 2690 MHz)  
Validation band (0.0 - 6000.0 MHz)

Detailed Specification: Multiplexing Scheme: CP-OFDM  
Modulation Scheme: QPSK  
Subcarrier Spacing: 15 kHz  
Number RBs: 1  
Slot Format Index: 1  
Data Type: PN9

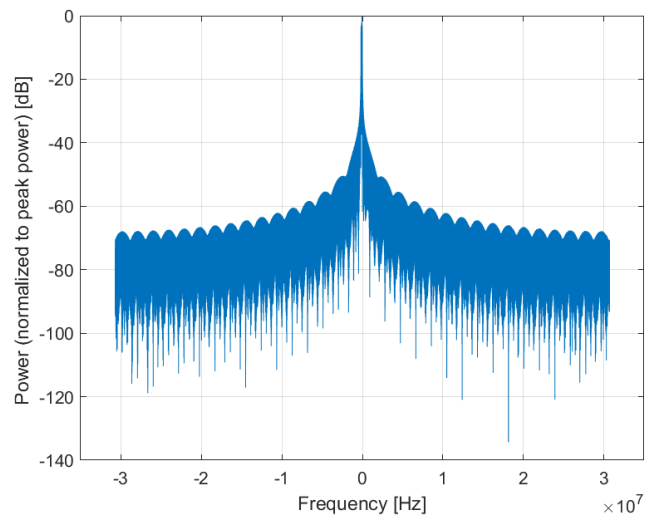
Bandwidth: 50.0 MHz  
Integration Time: 10.0 ms

<sup>1</sup> PAR (0.1%) in accordance with FCC KDB 971168, Section 6.0 "Measurement of the Peak-to-Average Power Ratio (PAPR)"

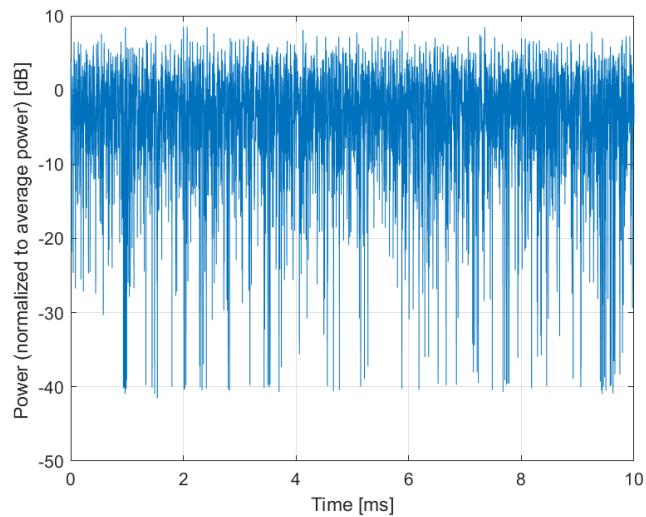
<sup>2</sup> Modulation Interference Factor (MIF) value valid only in conjunction with advanced probe response linearization calibration for the same communication system (same UID and version).



**Complementary Cumulative Distribution Function (CCDF)**



**Frequency Domain**



**Time Domain**

**Calibration Laboratory of  
Schmid & Partner  
Engineering AG**  
Zeughausstrasse 43, 8004 Zurich, Switzerland

Name: **5G NR (CP-OFDM, 50% RB, 5 MHz, QPSK, 15 kHz)**

Group: 5G NR FR1 TDD  
UID: 10775-AAD

PAR: <sup>1</sup> **8.31 dB**  
MIF: <sup>2</sup> **-18.51 dB**

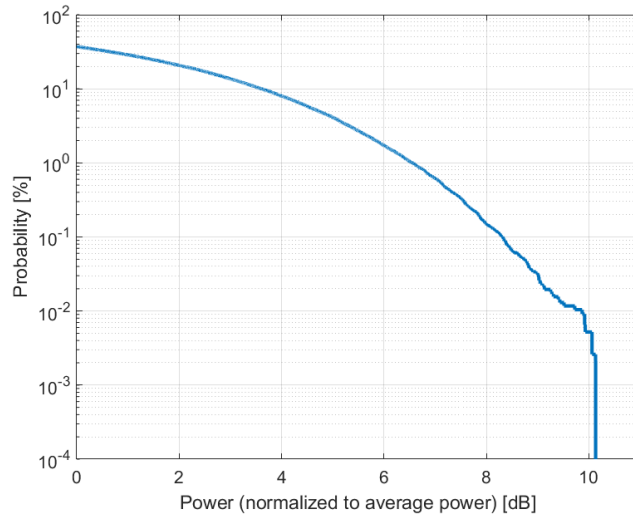
Standard Reference: SPEAG  
Category: Random amplitude modulation  
Modulation: QPSK  
Frequency Band: Band n34 (2010 - 2025 MHz)  
Band n38 (2570 - 2620 MHz)  
Band n39 (1880 - 1920 MHz)  
Band n40 (2300 - 2400 MHz)  
Band n48 (3550 - 3700 MHz)  
Band n50 (1432 - 1517 MHz)  
Band n51 (1427 - 1432 MHz)  
Band n53 (2483.5 - 2495 MHz)  
Validation band (0.0 - 6000.0 MHz)

Detailed Specification: Multiplexing Scheme: CP-OFDM  
Modulation Scheme: QPSK  
Subcarrier Spacing: 15 kHz  
Number RBs: 13  
Slot Format Index: 1  
Data Type: PN9

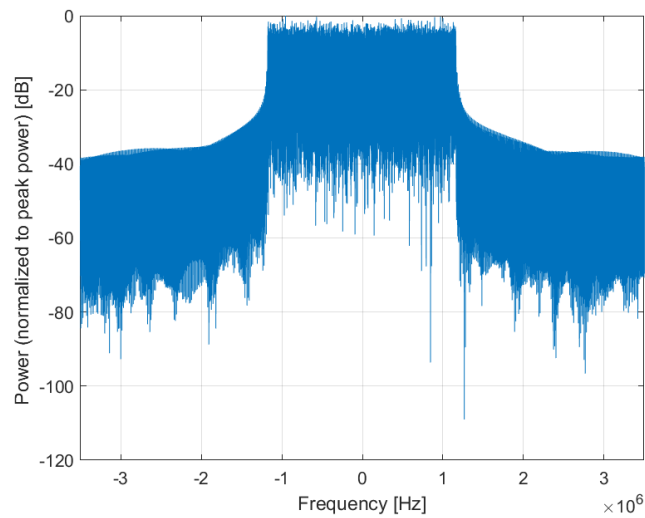
Bandwidth: 5.0 MHz  
Integration Time: 10.0 ms

<sup>1</sup> PAR (0.1%) in accordance with FCC KDB 971168, Section 6.0 "Measurement of the Peak-to-Average Power Ratio (PAPR)"

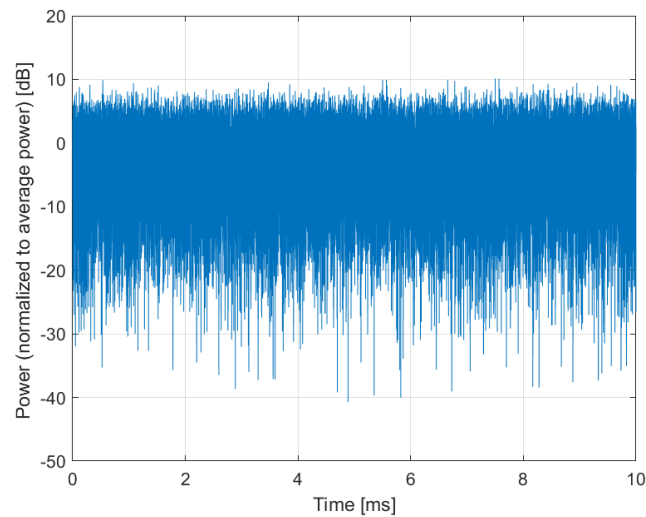
<sup>2</sup> Modulation Interference Factor (MIF) value valid only in conjunction with advanced probe response linearization calibration for the same communication system (same UID and version).



**Complementary Cumulative Distribution Function (CCDF)**



**Frequency Domain**



**Time Domain**

**Calibration Laboratory of  
Schmid & Partner  
Engineering AG**  
Zeughausstrasse 43, 8004 Zurich, Switzerland

Name: **5G NR (CP-OFDM, 50% RB, 10 MHz, QPSK, 15 kHz)**

Group: 5G NR FR1 TDD  
UID: 10776-AAD

PAR: <sup>1</sup> **8.30 dB**  
MIF: <sup>2</sup> **-19.01 dB**

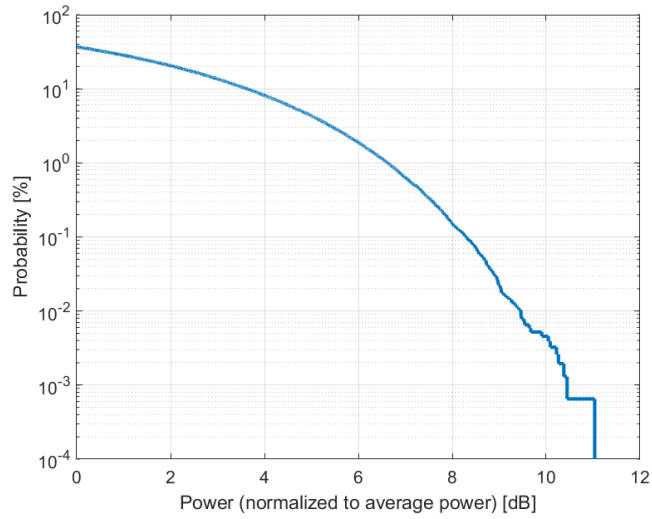
Standard Reference: SPEAG  
Category: Random amplitude modulation  
Modulation: QPSK  
Frequency Band: Band n34 (2010 - 2025 MHz)  
Band n38 (2570 - 2620 MHz)  
Band n39 (1880 - 1920 MHz)  
Band n40 (2300 - 2400 MHz)  
Band n41 (2496 - 2690 MHz)  
Band n48 (3550 - 3700 MHz)  
Band n50 (1432 - 1517 MHz)  
Band n77 (3300 - 4200 MHz)  
Band n78 (3300 - 3800 MHz)  
Band n53 (2483.5 - 2495 MHz)  
Band n90 (2496 - 2690 MHz)  
Band n47 (5855 - 5925 MHz)  
Validation band (0.0 - 6000.0 MHz)

Detailed Specification: Multiplexing Scheme: CP-OFDM  
Modulation Scheme: QPSK  
Subcarrier Spacing: 15 kHz  
Number RBs: 26  
Slot Format Index: 1  
Data Type: PN9

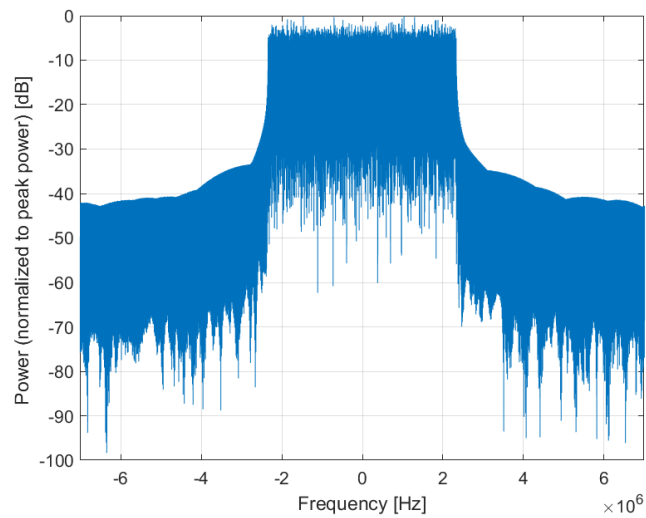
Bandwidth: 10.0 MHz  
Integration Time: 10.0 ms

<sup>1</sup> PAR (0.1%) in accordance with FCC KDB 971168, Section 6.0 "Measurement of the Peak-to-Average Power Ratio (PAPR)"

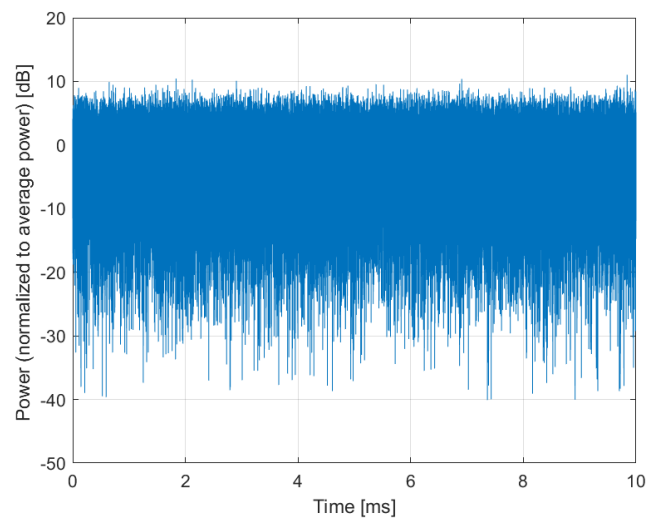
<sup>2</sup> Modulation Interference Factor (MIF) value valid only in conjunction with advanced probe response linearization calibration for the same communication system (same UID and version).



**Complementary Cumulative Distribution Function (CCDF)**



**Frequency Domain**



**Time Domain**

**Calibration Laboratory of  
Schmid & Partner  
Engineering AG**  
Zeughausstrasse 43, 8004 Zurich, Switzerland

Name: **5G NR (CP-OFDM, 50% RB, 15 MHz, QPSK, 15 kHz)**

Group: 5G NR FR1 TDD  
UID: 10777-AAC

PAR:<sup>1</sup> **8.30 dB**  
MIF:<sup>2</sup> **-19.80 dB**

Standard Reference: SPEAG  
Category: Random amplitude modulation  
Modulation: QPSK  
Frequency Band: Band n34 (2010 - 2025 MHz)  
Band n38 (2570 - 2620 MHz)  
Band n39 (1880 - 1920 MHz)  
Band n40 (2300 - 2400 MHz)  
Band n41 (2496 - 2690 MHz)  
Band n48 (3550 - 3700 MHz)  
Band n50 (1432 - 1517 MHz)  
Band n77 (3300 - 4200 MHz)  
Band n78 (3300 - 3800 MHz)  
Band n90 (2496 - 2690 MHz)  
Validation band (0.0 - 6000.0 MHz)

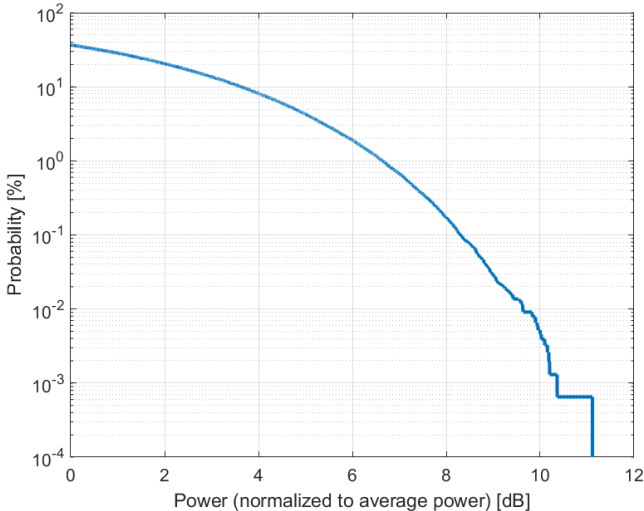
Detailed Specification: Multiplexing Scheme: CP-OFDM  
Modulation Scheme: QPSK  
Subcarrier Spacing: 15 kHz  
Number RBs: 39  
Slot Format Index: 1  
Data Type: PN9

Bandwidth: 15.0 MHz  
Integration Time: 10.0 ms

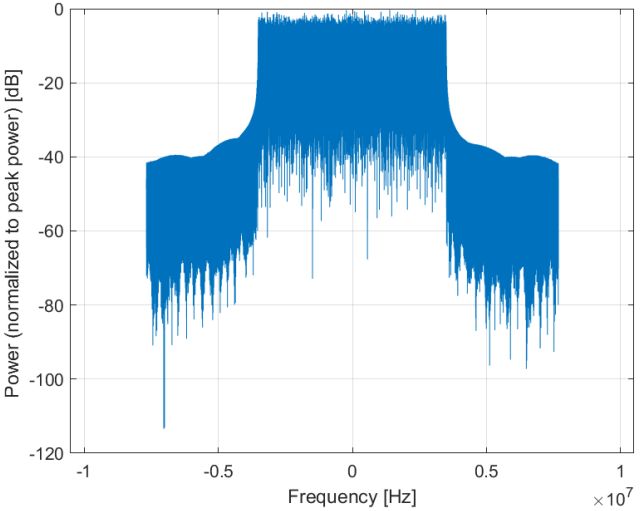
<sup>1</sup> PAR (0.1%) in accordance with FCC KDB 971168, Section 6.0 "Measurement of the Peak-to-Average Power Ratio (PAPR)"

<sup>2</sup> Modulation Interference Factor (MIF) value valid only in conjunction with advanced probe response linearization calibration for the same communication system (same UID and version).

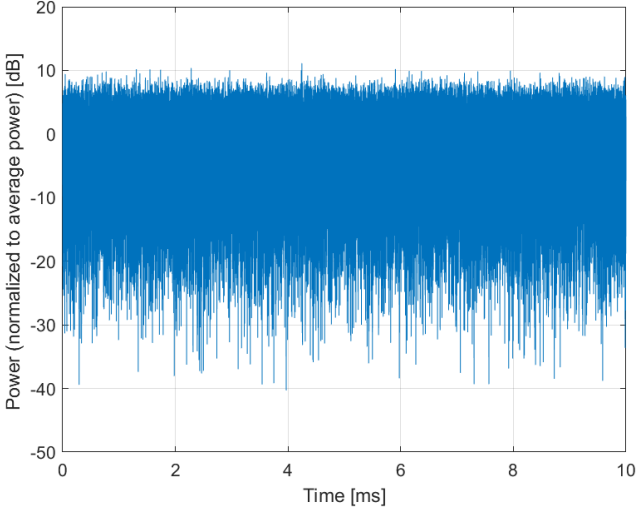




**Complementary Cumulative Distribution Function (CCDF)**



**Frequency Domain**



**Time Domain**

**Calibration Laboratory of  
Schmid & Partner  
Engineering AG**  
Zeughausstrasse 43, 8004 Zurich, Switzerland

Name: **5G NR (CP-OFDM, 50% RB, 20 MHz, QPSK, 15 kHz)**

Group: 5G NR FR1 TDD  
UID: 10778-AAD

PAR: <sup>1</sup> **8.34 dB**  
MIF: <sup>2</sup> **-20.71 dB**

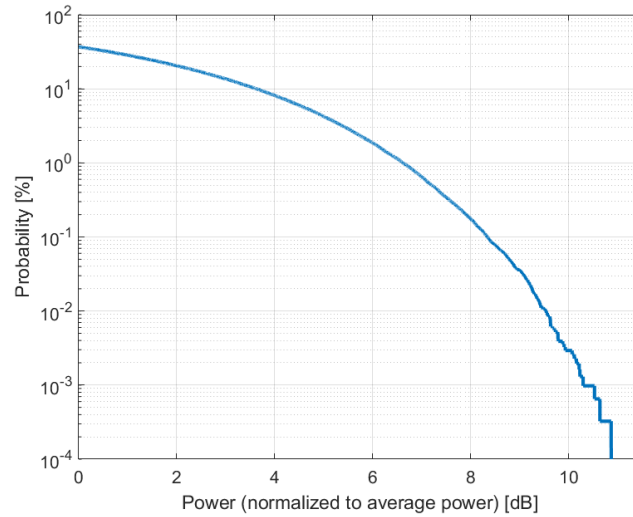
Standard Reference: SPEAG  
Category: Random amplitude modulation  
Modulation: QPSK  
Frequency Band: Band n38 (2570 - 2620 MHz)  
Band n39 (1880 - 1920 MHz)  
Band n40 (2300 - 2400 MHz)  
Band n41 (2496 - 2690 MHz)  
Band n48 (3550 - 3700 MHz)  
Band n50 (1432 - 1517 MHz)  
Band n77 (3300 - 4200 MHz)  
Band n78 (3300 - 3800 MHz)  
Band n90 (2496 - 2690 MHz)  
Band n47 (5855 - 5925 MHz)  
Validation band (0.0 - 6000.0 MHz)

Detailed Specification: Multiplexing Scheme: CP-OFDM  
Modulation Scheme: QPSK  
Subcarrier Spacing: 15 kHz  
Number RBs: 53  
Slot Format Index: 1  
Data Type: PN9

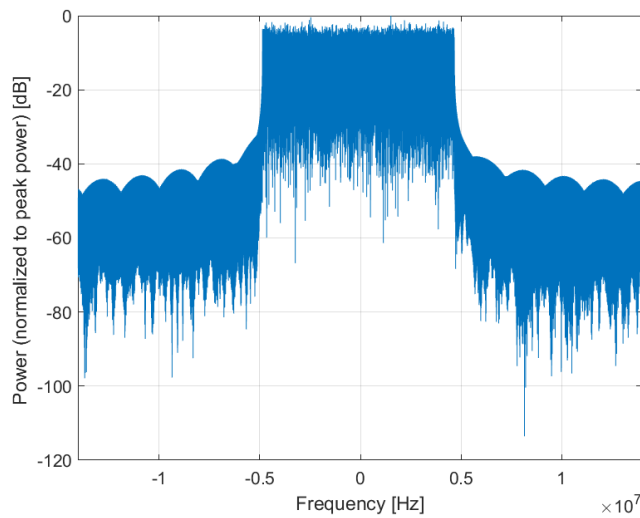
Bandwidth: 20.0 MHz  
Integration Time: 10.0 ms

<sup>1</sup> PAR (0.1%) in accordance with FCC KDB 971168, Section 6.0 "Measurement of the Peak-to-Average Power Ratio (PAPR)"

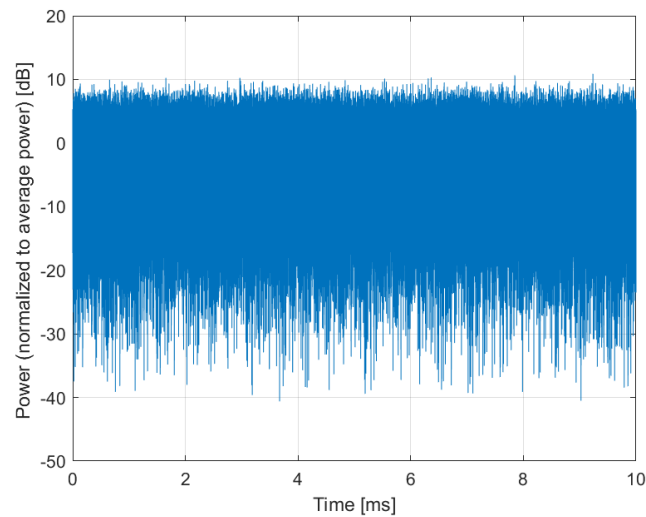
<sup>2</sup> Modulation Interference Factor (MIF) value valid only in conjunction with advanced probe response linearization calibration for the same communication system (same UID and version).



**Complementary Cumulative Distribution Function (CCDF)**



**Frequency Domain**



**Time Domain**

**Calibration Laboratory of  
Schmid & Partner  
Engineering AG**  
Zeughausstrasse 43, 8004 Zurich, Switzerland

Name: **5G NR (CP-OFDM, 50% RB, 25 MHz, QPSK, 15 kHz)**

Group: 5G NR FR1 TDD  
UID: 10779-AAC

PAR: <sup>1</sup> **8.42 dB**  
MIF: <sup>2</sup> **-20.99 dB**

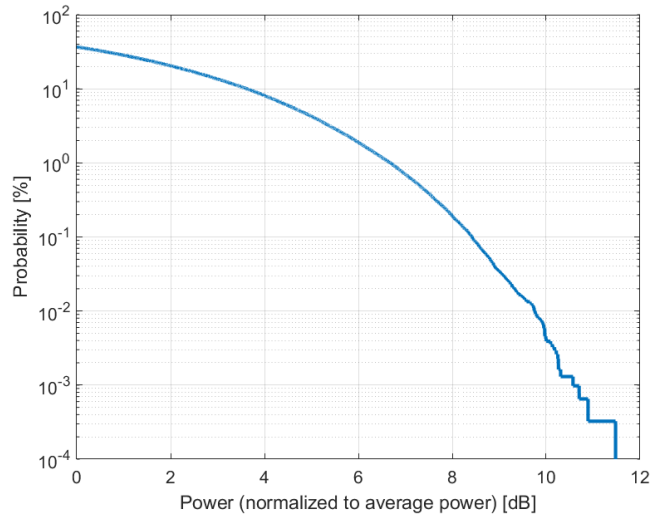
Standard Reference: SPEAG  
Category: Random amplitude modulation  
Modulation: QPSK  
Frequency Band: Band n38 (2570 - 2620 MHz)  
Band n39 (1880 - 1920 MHz)  
Band n40 (2300 - 2400 MHz)  
Band n77 (3300 - 4200 MHz)  
Band n78 (3300 - 3800 MHz)  
Validation band (0.0 - 6000.0 MHz)

Detailed Specification: Multiplexing Scheme: CP-OFDM  
Modulation Scheme: QPSK  
Subcarrier Spacing: 15 kHz  
Number RBs: 67  
Slot Format Index: 1  
Data Type: PN9

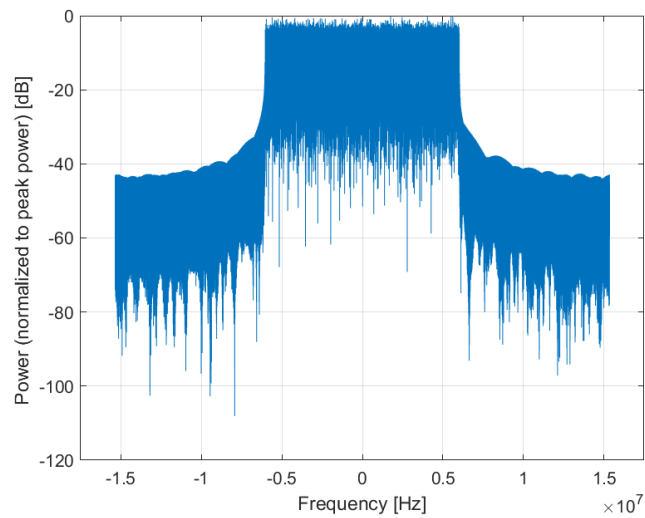
Bandwidth: 25.0 MHz  
Integration Time: 10.0 ms

<sup>1</sup> PAR (0.1%) in accordance with FCC KDB 971168, Section 6.0 "Measurement of the Peak-to-Average Power Ratio (PAPR)"

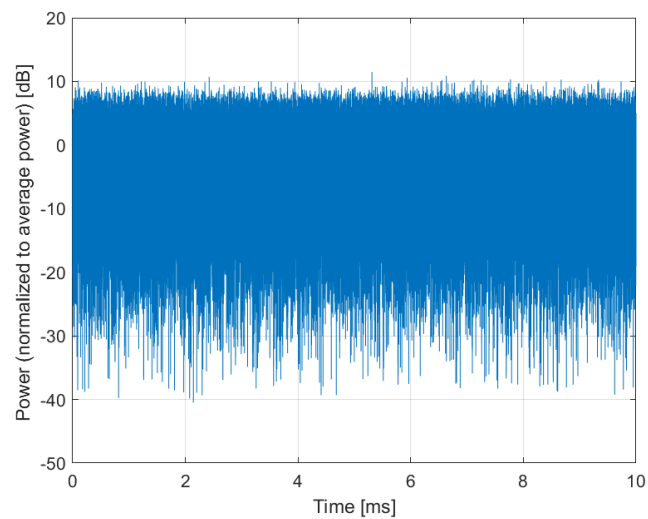
<sup>2</sup> Modulation Interference Factor (MIF) value valid only in conjunction with advanced probe response linearization calibration for the same communication system (same UID and version).



**Complementary Cumulative Distribution Function (CCDF)**



**Frequency Domain**



**Time Domain**

**Calibration Laboratory of  
Schmid & Partner  
Engineering AG**  
Zeughausstrasse 43, 8004 Zurich, Switzerland

Name: **5G NR (CP-OFDM, 50% RB, 30 MHz, QPSK, 15 kHz)**

Group: 5G NR FR1 TDD  
UID: 10780-AAD

PAR: <sup>1</sup> **8.38 dB**  
MIF: <sup>2</sup> **-21.75 dB**

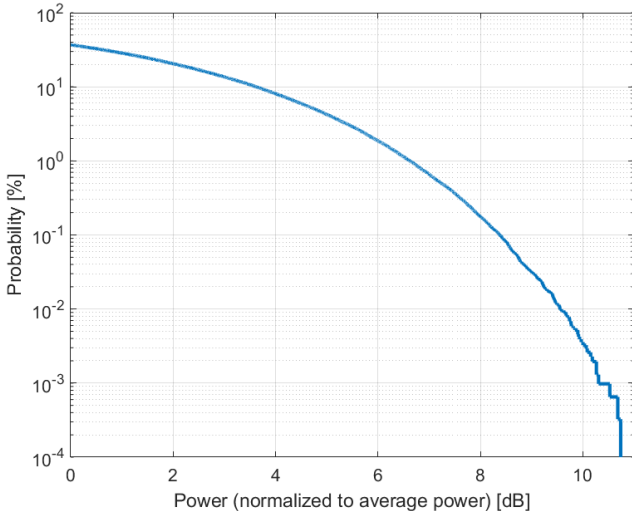
Standard Reference: SPEAG  
Category: Random amplitude modulation  
Modulation: QPSK  
Frequency Band: Band n38 (2570 - 2620 MHz)  
Band n39 (1880 - 1920 MHz)  
Band n40 (2300 - 2400 MHz)  
Band n41 (2496 - 2690 MHz)  
Band n50 (1432 - 1517 MHz)  
Band n77 (3300 - 4200 MHz)  
Band n78 (3300 - 3800 MHz)  
Band n90 (2496 - 2690 MHz)  
Band n47 (5855 - 5925 MHz)  
Validation band (0.0 - 6000.0 MHz)

Detailed Specification: Multiplexing Scheme: CP-OFDM  
Modulation Scheme: QPSK  
Subcarrier Spacing: 15 kHz  
Number RBs: 80  
Slot Format Index: 1  
Data Type: PN9

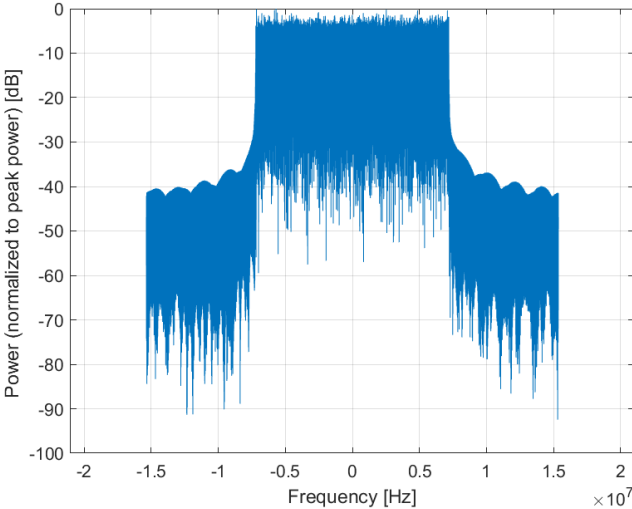
Bandwidth: 30.0 MHz  
Integration Time: 10.0 ms

<sup>1</sup> PAR (0.1%) in accordance with FCC KDB 971168, Section 6.0 "Measurement of the Peak-to-Average Power Ratio (PAPR)"

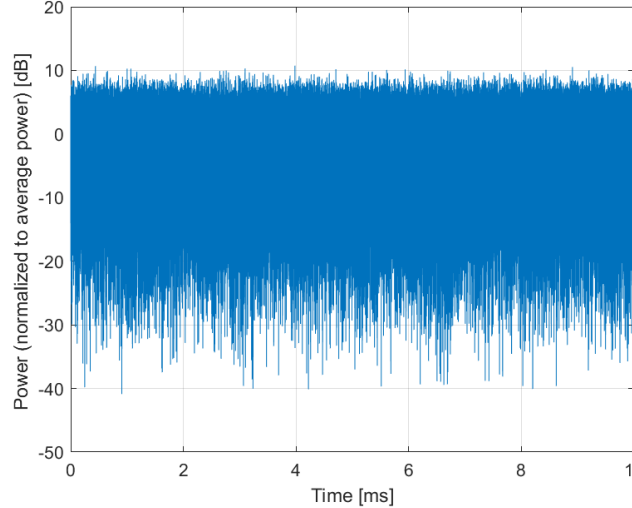
<sup>2</sup> Modulation Interference Factor (MIF) value valid only in conjunction with advanced probe response linearization calibration for the same communication system (same UID and version).



**Complementary Cumulative Distribution Function (CCDF)**



**Frequency Domain**



**Time Domain**

**Calibration Laboratory of  
Schmid & Partner  
Engineering AG**  
Zeughausstrasse 43, 8004 Zurich, Switzerland

Name: **5G NR (CP-OFDM, 50% RB, 40 MHz, QPSK, 15 kHz)**

Group: 5G NR FR1 TDD  
UID: 10781-AAD

PAR: <sup>1</sup> **8.38 dB**  
MIF: <sup>2</sup> **-22.40 dB**

Standard Reference: SPEAG  
Category: Random amplitude modulation  
Modulation: QPSK  
Frequency Band: Band n38 (2570 - 2620 MHz)  
Band n39 (1880 - 1920 MHz)  
Band n40 (2300 - 2400 MHz)  
Band n41 (2496 - 2690 MHz)  
Band n48 (3550 - 3700 MHz)  
Band n50 (1432 - 1517 MHz)  
Band n77 (3300 - 4200 MHz)  
Band n78 (3300 - 3800 MHz)  
Band n79 (4400 - 5000 MHz)  
Band n90 (2496 - 2690 MHz)  
Band n47 (5855 - 5925 MHz)  
Validation band (0.0 - 6000.0 MHz)

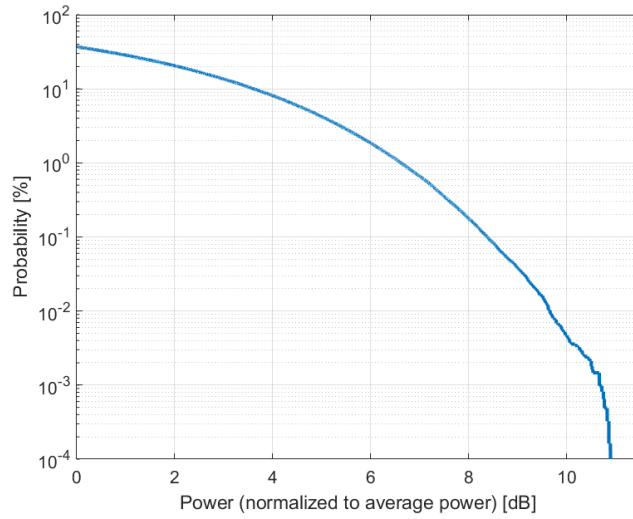
Detailed Specification: Multiplexing Scheme: CP-OFDM  
Modulation Scheme: QPSK  
Subcarrier Spacing: 15 kHz  
Number RBs: 108  
Slot Format Index: 1  
Data Type: PN9

Bandwidth: 40.0 MHz  
Integration Time: 10.0 ms

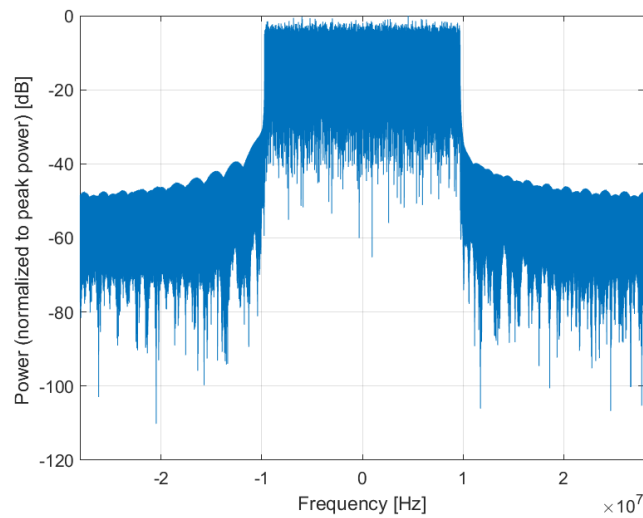
<sup>1</sup> PAR (0.1%) in accordance with FCC KDB 971168, Section 6.0 "Measurement of the Peak-to-Average Power Ratio (PAPR)"

<sup>2</sup> Modulation Interference Factor (MIF) value valid only in conjunction with advanced probe response linearization calibration for the same communication system (same UID and version).

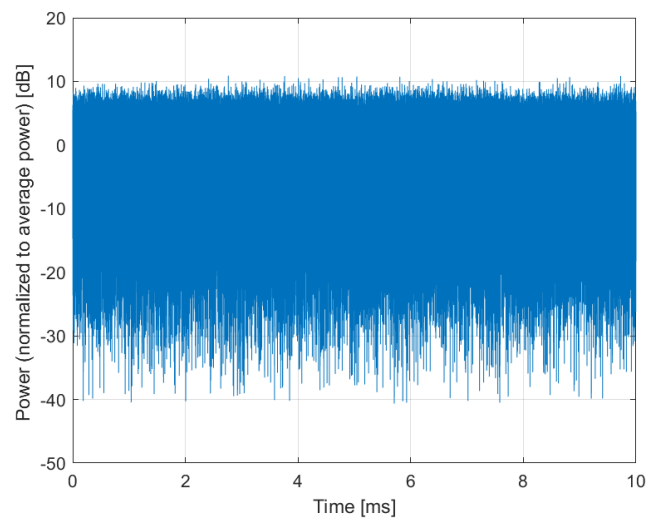




**Complementary Cumulative Distribution Function (CCDF)**



**Frequency Domain**



**Time Domain**

**Calibration Laboratory of  
Schmid & Partner  
Engineering AG**  
Zeughausstrasse 43, 8004 Zurich, Switzerland

Name: **5G NR (CP-OFDM, 50% RB, 50 MHz, QPSK, 15 kHz)**

Group: 5G NR FR1 TDD  
UID: 10782-AAD

PAR: <sup>1</sup> **8.43 dB**  
MIF: <sup>2</sup> **-23.16 dB**

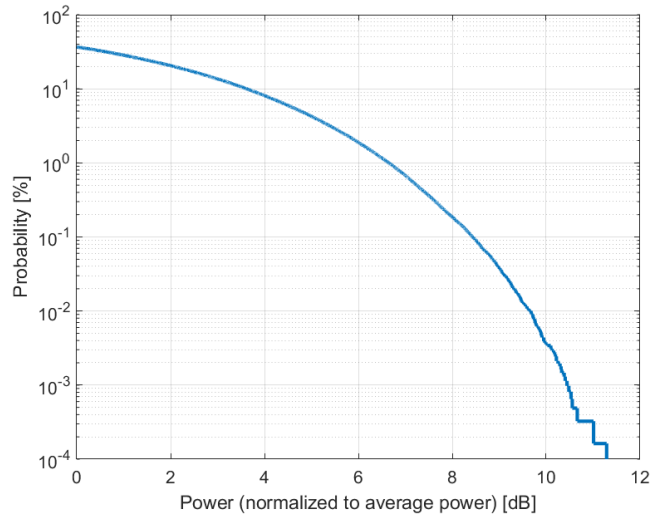
Standard Reference: SPEAG  
Category: Random amplitude modulation  
Modulation: QPSK  
Frequency Band: Band n40 (2300 - 2400 MHz)  
Band n41 (2496 - 2690 MHz)  
Band n48 (3550 - 3700 MHz)  
Band n50 (1432 - 1517 MHz)  
Band n77 (3300 - 4200 MHz)  
Band n78 (3300 - 3800 MHz)  
Band n79 (4400 - 5000 MHz)  
Band n90 (2496 - 2690 MHz)  
Validation band (0.0 - 6000.0 MHz)

Detailed Specification: Multiplexing Scheme: CP-OFDM  
Modulation Scheme: QPSK  
Subcarrier Spacing: 15 kHz  
Number RBs: 135  
Slot Format Index: 1  
Data Type: PN9

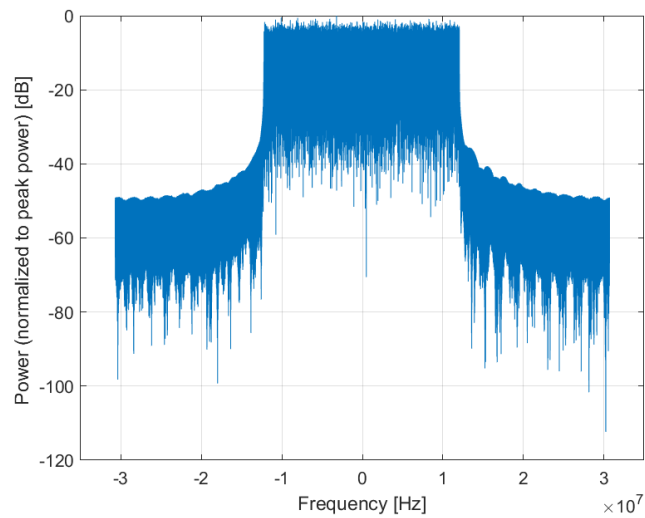
Bandwidth: 50.0 MHz  
Integration Time: 10.0 ms

<sup>1</sup> PAR (0.1%) in accordance with FCC KDB 971168, Section 6.0 "Measurement of the Peak-to-Average Power Ratio (PAPR)"

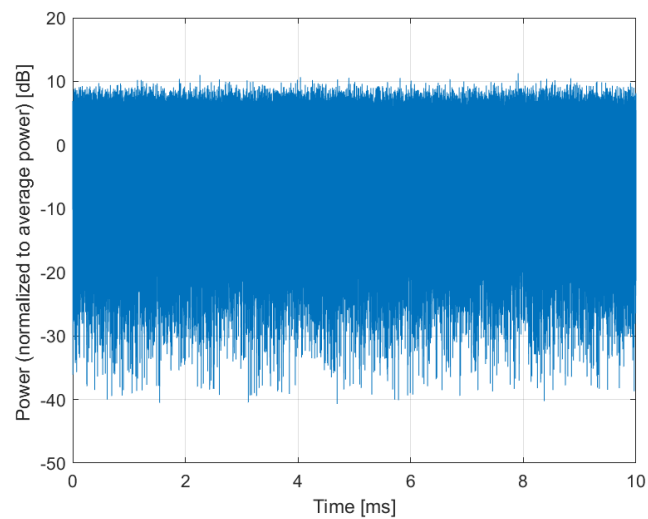
<sup>2</sup> Modulation Interference Factor (MIF) value valid only in conjunction with advanced probe response linearization calibration for the same communication system (same UID and version).



**Complementary Cumulative Distribution Function (CCDF)**



**Frequency Domain**



**Time Domain**

**Calibration Laboratory of  
Schmid & Partner  
Engineering AG**  
Zeughausstrasse 43, 8004 Zurich, Switzerland

Name: **5G NR (CP-OFDM, 100% RB, 5 MHz, QPSK, 15 kHz)**

Group: 5G NR FR1 TDD  
UID: 10783-AAE

PAR: <sup>1</sup> **8.31 dB**  
MIF: <sup>2</sup> **-18.84 dB**

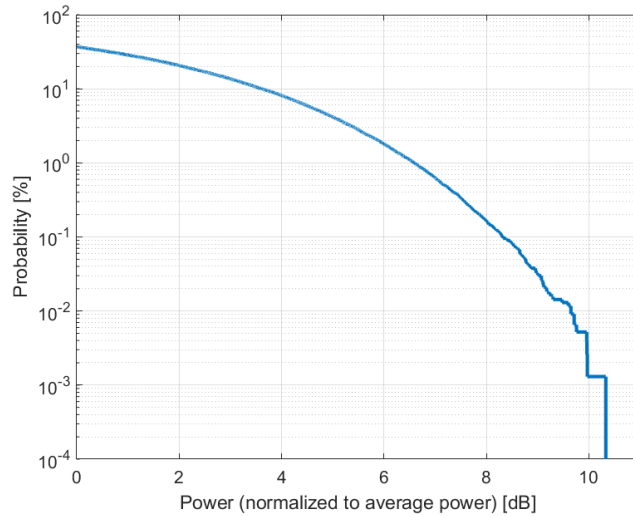
Standard Reference: SPEAG  
Category: Random amplitude modulation  
Modulation: QPSK  
Frequency Band: Band n34 (2010 - 2025 MHz)  
Band n38 (2570 - 2620 MHz)  
Band n39 (1880 - 1920 MHz)  
Band n40 (2300 - 2400 MHz)  
Band n48 (3550 - 3700 MHz)  
Band n50 (1432 - 1517 MHz)  
Band n51 (1427 - 1432 MHz)  
Band n53 (2483.5 - 2495 MHz)  
Validation band (0.0 - 6000.0 MHz)

Detailed Specification: Multiplexing Scheme: CP-OFDM  
Modulation Scheme: QPSK  
Subcarrier Spacing: 15 kHz  
Number RBs: 25  
Slot Format Index: 1  
Data Type: PN9

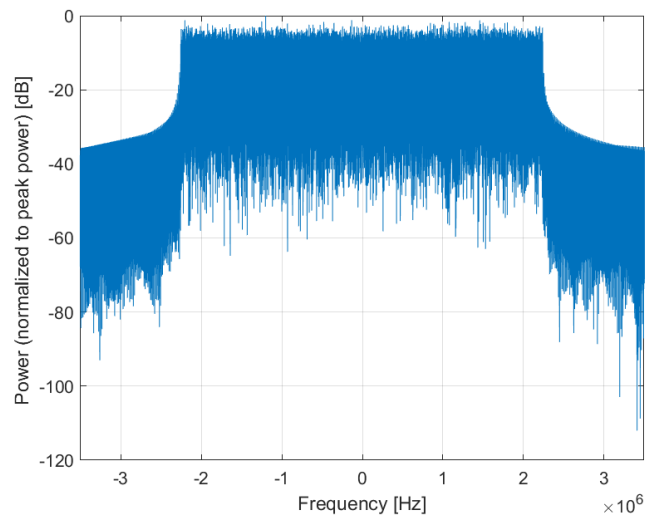
Bandwidth: 5.0 MHz  
Integration Time: 10.0 ms

<sup>1</sup> PAR (0.1%) in accordance with FCC KDB 971168, Section 6.0 "Measurement of the Peak-to-Average Power Ratio (PAPR)"

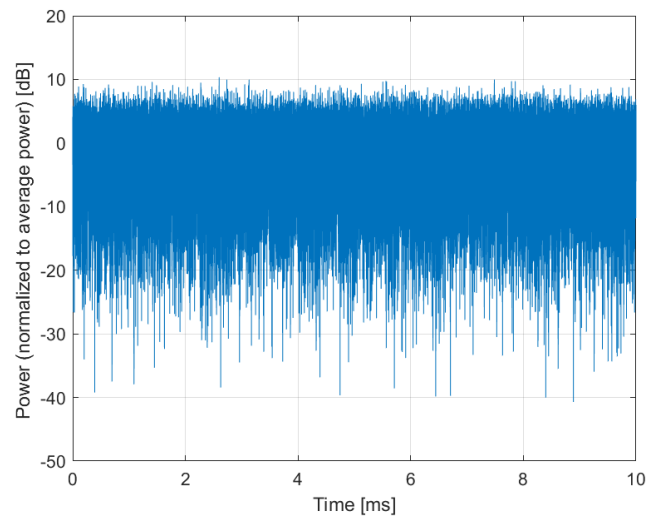
<sup>2</sup> Modulation Interference Factor (MIF) value valid only in conjunction with advanced probe response linearization calibration for the same communication system (same UID and version).



**Complementary Cumulative Distribution Function (CCDF)**



**Frequency Domain**



**Time Domain**

**Calibration Laboratory of  
Schmid & Partner  
Engineering AG**  
Zeughausstrasse 43, 8004 Zurich, Switzerland

Name: **5G NR (CP-OFDM, 100% RB, 10 MHz, QPSK, 15 kHz)**

Group: 5G NR FR1 TDD  
UID: 10784-AAD

PAR: <sup>1</sup> **8.29 dB**  
MIF: <sup>2</sup> **-20.70 dB**

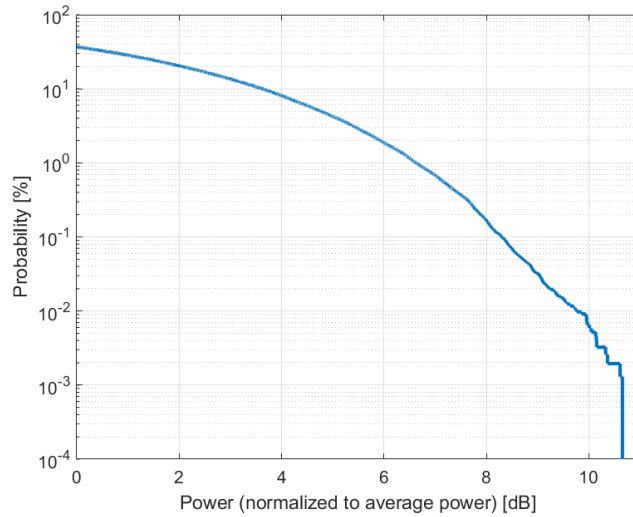
Standard Reference: SPEAG  
Category: Random amplitude modulation  
Modulation: QPSK  
Frequency Band: Band n34 (2010 - 2025 MHz)  
Band n38 (2570 - 2620 MHz)  
Band n39 (1880 - 1920 MHz)  
Band n40 (2300 - 2400 MHz)  
Band n41 (2496 - 2690 MHz)  
Band n48 (3550 - 3700 MHz)  
Band n50 (1432 - 1517 MHz)  
Band n77 (3300 - 4200 MHz)  
Band n78 (3300 - 3800 MHz)  
Band n53 (2483.5 - 2495 MHz)  
Band n90 (2496 - 2690 MHz)  
Band n47 (5855 - 5925 MHz)  
Validation band (0.0 - 6000.0 MHz)

Detailed Specification: Multiplexing Scheme: CP-OFDM  
Modulation Scheme: QPSK  
Subcarrier Spacing: 15 kHz  
Number RBs: 52  
Slot Format Index: 1  
Data Type: PN9

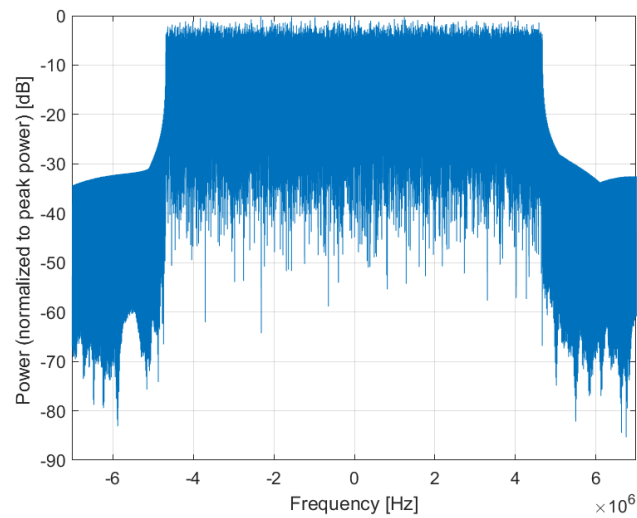
Bandwidth: 10.0 MHz  
Integration Time: 10.0 ms

<sup>1</sup> PAR (0.1%) in accordance with FCC KDB 971168, Section 6.0 "Measurement of the Peak-to-Average Power Ratio (PAPR)"

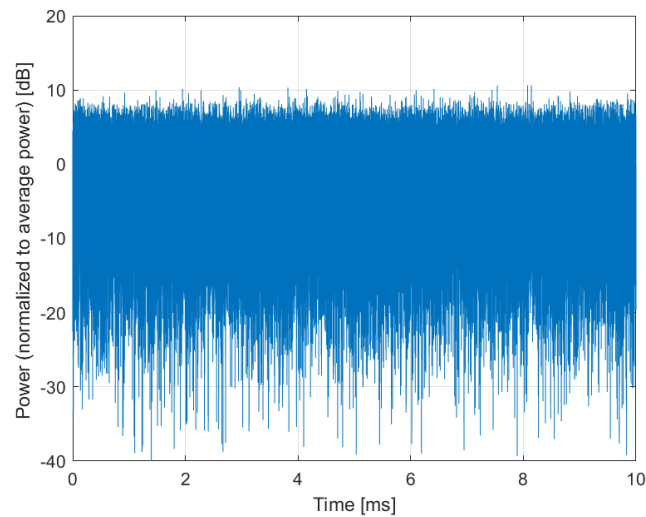
<sup>2</sup> Modulation Interference Factor (MIF) value valid only in conjunction with advanced probe response linearization calibration for the same communication system (same UID and version).



**Complementary Cumulative Distribution Function (CCDF)**



**Frequency Domain**



**Time Domain**

**Calibration Laboratory of  
Schmid & Partner  
Engineering AG**  
Zeughausstrasse 43, 8004 Zurich, Switzerland

Name: **5G NR (CP-OFDM, 100% RB, 15 MHz, QPSK, 15 kHz)**

Group: 5G NR FR1 TDD  
UID: 10785-AAD

PAR: <sup>1</sup> **8.40 dB**  
MIF: <sup>2</sup> **-21.52 dB**

Standard Reference: SPEAG  
Category: Random amplitude modulation  
Modulation: QPSK  
Frequency Band: Band n34 (2010 - 2025 MHz)  
Band n38 (2570 - 2620 MHz)  
Band n39 (1880 - 1920 MHz)  
Band n40 (2300 - 2400 MHz)  
Band n41 (2496 - 2690 MHz)  
Band n48 (3550 - 3700 MHz)  
Band n50 (1432 - 1517 MHz)  
Band n77 (3300 - 4200 MHz)  
Band n78 (3300 - 3800 MHz)  
Band n90 (2496 - 2690 MHz)  
Validation band (0.0 - 6000.0 MHz)

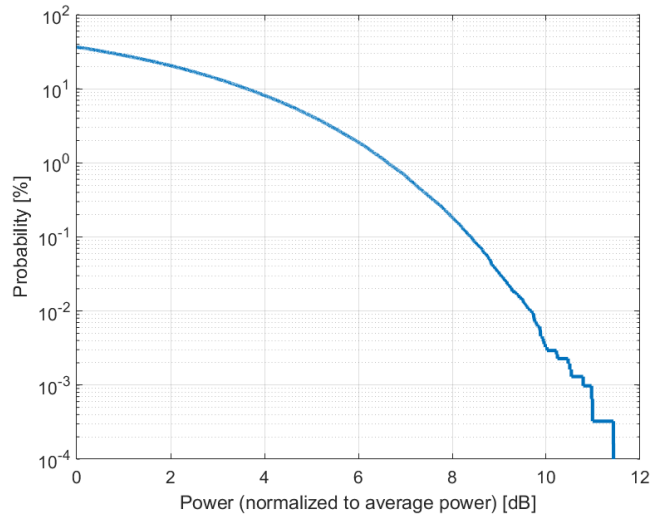
Detailed Specification: Multiplexing Scheme: CP-OFDM  
Modulation Scheme: QPSK  
Subcarrier Spacing: 15 kHz  
Number RBs: 79  
Slot Format Index: 1  
Data Type: PN9

Bandwidth: 15.0 MHz  
Integration Time: 10.0 ms

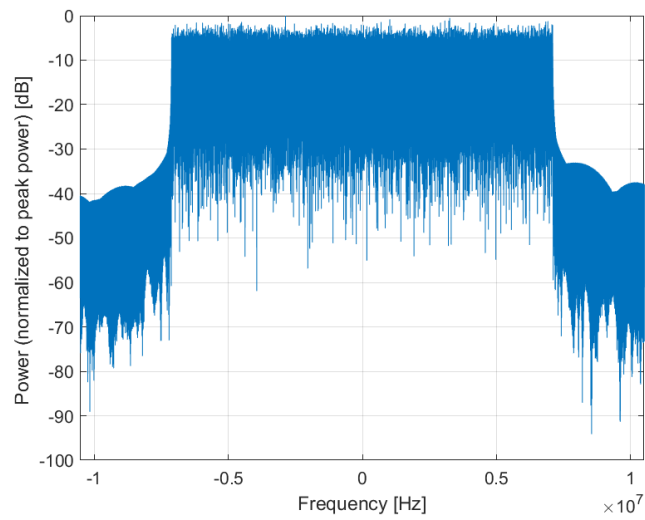
<sup>1</sup> PAR (0.1%) in accordance with FCC KDB 971168, Section 6.0 "Measurement of the Peak-to-Average Power Ratio (PAPR)"

<sup>2</sup> Modulation Interference Factor (MIF) value valid only in conjunction with advanced probe response linearization calibration for the same communication system (same UID and version).

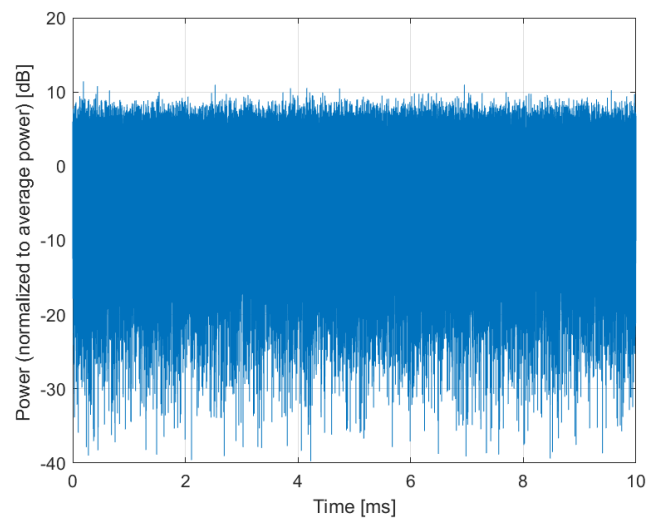




**Complementary Cumulative Distribution Function (CCDF)**



**Frequency Domain**



**Time Domain**

**Calibration Laboratory of  
Schmid & Partner  
Engineering AG**  
Zeughausstrasse 43, 8004 Zurich, Switzerland

Name: **5G NR (CP-OFDM, 100% RB, 20 MHz, QPSK, 15 kHz)**

Group: 5G NR FR1 TDD  
UID: 10786-AAD

PAR: <sup>1</sup> **8.35 dB**  
MIF: <sup>2</sup> **-22.47 dB**

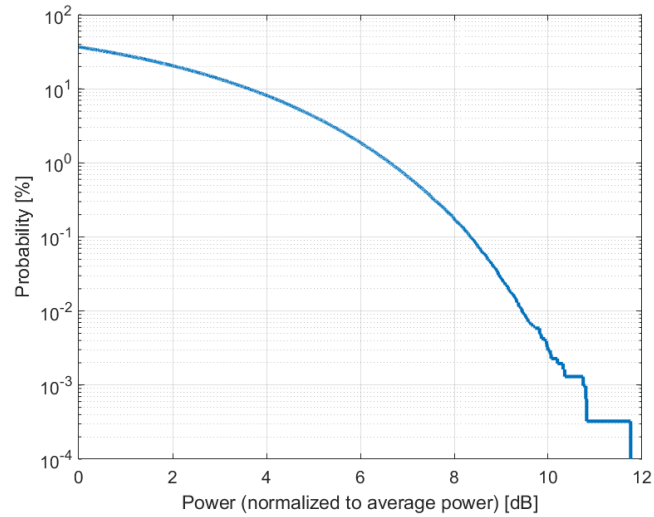
Standard Reference: SPEAG  
Category: Random amplitude modulation  
Modulation: QPSK  
Frequency Band: Band n38 (2570 - 2620 MHz)  
Band n39 (1880 - 1920 MHz)  
Band n40 (2300 - 2400 MHz)  
Band n41 (2496 - 2690 MHz)  
Band n48 (3550 - 3700 MHz)  
Band n50 (1432 - 1517 MHz)  
Band n77 (3300 - 4200 MHz)  
Band n78 (3300 - 3800 MHz)  
Band n90 (2496 - 2690 MHz)  
Band n47 (5855 - 5925 MHz)  
Validation band (0.0 - 6000.0 MHz)

Detailed Specification: Multiplexing Scheme: CP-OFDM  
Modulation Scheme: QPSK  
Subcarrier Spacing: 15 kHz  
Number RBs: 106  
Slot Format Index: 1  
Data Type: PN9

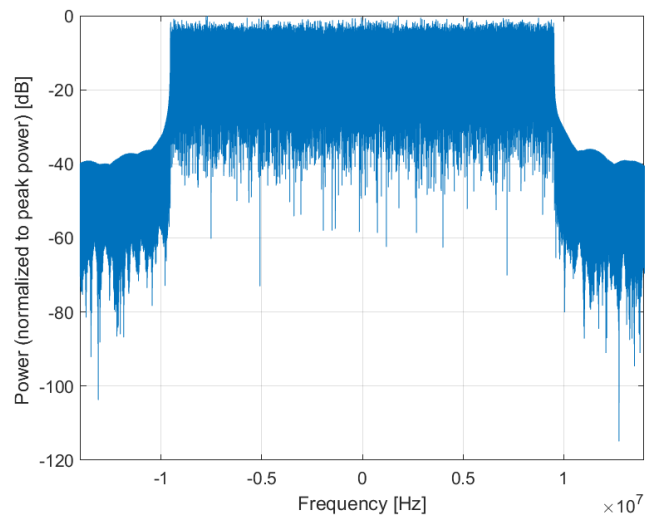
Bandwidth: 20.0 MHz  
Integration Time: 10.0 ms

<sup>1</sup> PAR (0.1%) in accordance with FCC KDB 971168, Section 6.0 "Measurement of the Peak-to-Average Power Ratio (PAPR)"

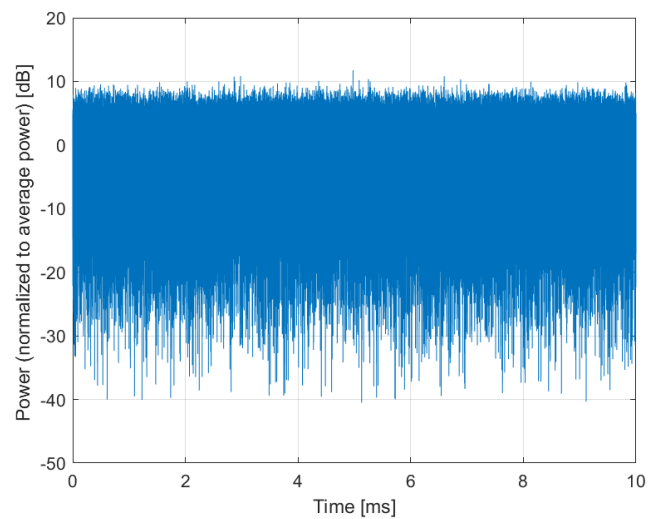
<sup>2</sup> Modulation Interference Factor (MIF) value valid only in conjunction with advanced probe response linearization calibration for the same communication system (same UID and version).



**Complementary Cumulative Distribution Function (CCDF)**



**Frequency Domain**



**Time Domain**

**Calibration Laboratory of  
Schmid & Partner  
Engineering AG**  
Zeughausstrasse 43, 8004 Zurich, Switzerland

Name: **5G NR (CP-OFDM, 100% RB, 25 MHz, QPSK, 15 kHz)**

Group: 5G NR FR1 TDD  
UID: 10787-AAD

PAR: <sup>1</sup> **8.44 dB**  
MIF: <sup>2</sup> **-22.72 dB**

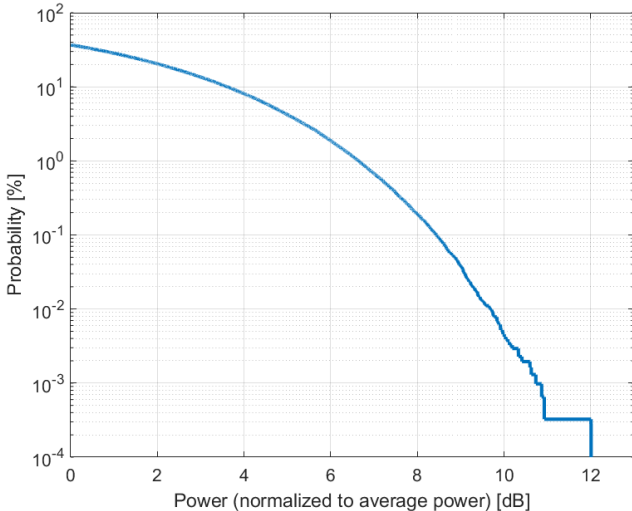
Standard Reference: SPEAG  
Category: Random amplitude modulation  
Modulation: QPSK  
Frequency Band: Band n38 (2570 - 2620 MHz)  
Band n39 (1880 - 1920 MHz)  
Band n40 (2300 - 2400 MHz)  
Band n77 (3300 - 4200 MHz)  
Band n78 (3300 - 3800 MHz)  
Validation band (0.0 - 6000.0 MHz)

Detailed Specification: Multiplexing Scheme: CP-OFDM  
Modulation Scheme: QPSK  
Subcarrier Spacing: 15 kHz  
Number RBs: 133  
Slot Format Index: 1  
Data Type: PN9

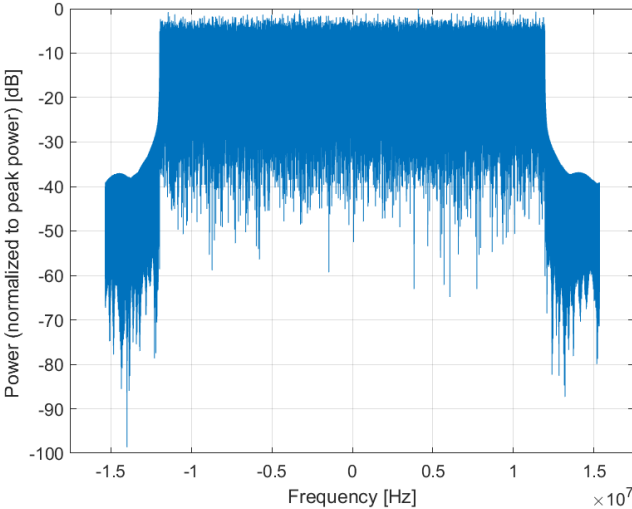
Bandwidth: 25.0 MHz  
Integration Time: 10.0 ms

<sup>1</sup> PAR (0.1%) in accordance with FCC KDB 971168, Section 6.0 "Measurement of the Peak-to-Average Power Ratio (PAPR)"

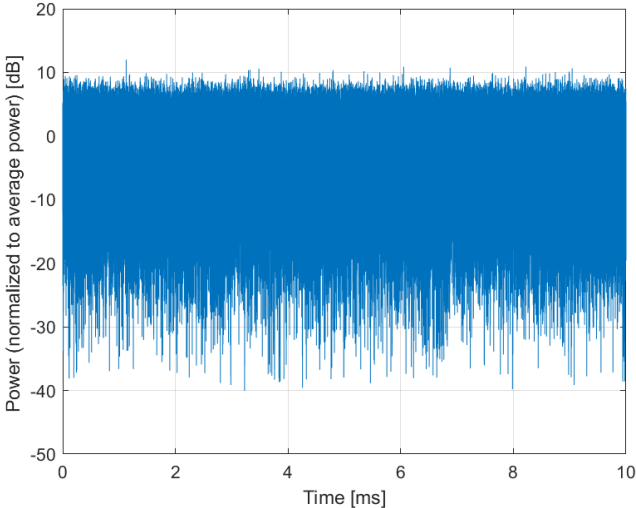
<sup>2</sup> Modulation Interference Factor (MIF) value valid only in conjunction with advanced probe response linearization calibration for the same communication system (same UID and version).



**Complementary Cumulative Distribution Function (CCDF)**



**Frequency Domain**



**Time Domain**

**Calibration Laboratory of  
Schmid & Partner  
Engineering AG**  
Zeughausstrasse 43, 8004 Zurich, Switzerland

Name: **5G NR (CP-OFDM, 100% RB, 30 MHz, QPSK, 15 kHz)**

Group: 5G NR FR1 TDD  
UID: 10788-AAD

PAR: <sup>1</sup> **8.39 dB**  
MIF: <sup>2</sup> **-22.83 dB**

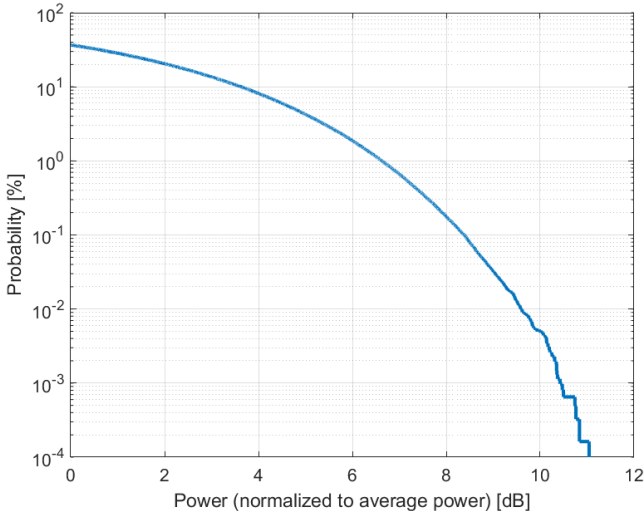
Standard Reference: SPEAG  
Category: Random amplitude modulation  
Modulation: QPSK  
Frequency Band: Band n38 (2570 - 2620 MHz)  
Band n39 (1880 - 1920 MHz)  
Band n40 (2300 - 2400 MHz)  
Band n41 (2496 - 2690 MHz)  
Band n50 (1432 - 1517 MHz)  
Band n77 (3300 - 4200 MHz)  
Band n78 (3300 - 3800 MHz)  
Band n90 (2496 - 2690 MHz)  
Band n47 (5855 - 5925 MHz)  
Validation band (0.0 - 6000.0 MHz)

Detailed Specification: Multiplexing Scheme: CP-OFDM  
Modulation Scheme: QPSK  
Subcarrier Spacing: 15 kHz  
Number RBs: 160  
Slot Format Index: 1  
Data Type: PN9

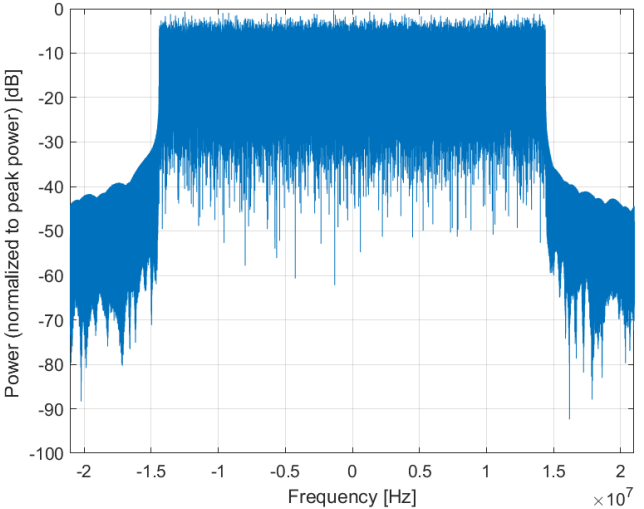
Bandwidth: 30.0 MHz  
Integration Time: 10.0 ms

<sup>1</sup> PAR (0.1%) in accordance with FCC KDB 971168, Section 6.0 "Measurement of the Peak-to-Average Power Ratio (PAPR)"

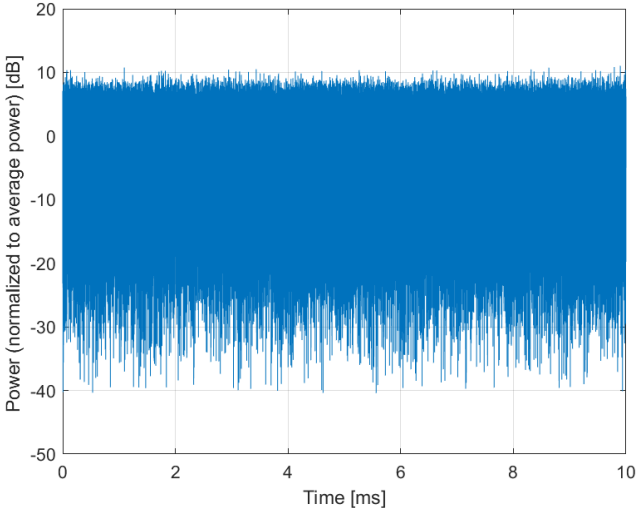
<sup>2</sup> Modulation Interference Factor (MIF) value valid only in conjunction with advanced probe response linearization calibration for the same communication system (same UID and version).



**Complementary Cumulative Distribution Function (CCDF)**



**Frequency Domain**



**Time Domain**

**Calibration Laboratory of  
Schmid & Partner  
Engineering AG**  
Zeughausstrasse 43, 8004 Zurich, Switzerland

Name: **5G NR (CP-OFDM, 100% RB, 40 MHz, QPSK, 15 kHz)**

Group: 5G NR FR1 TDD  
UID: 10789-AAD

PAR: <sup>1</sup> **8.37 dB**  
MIF: <sup>2</sup> **-23.29 dB**

Standard Reference: SPEAG  
Category: Random amplitude modulation  
Modulation: QPSK  
Frequency Band: Band n38 (2570 - 2620 MHz)  
Band n39 (1880 - 1920 MHz)  
Band n40 (2300 - 2400 MHz)  
Band n41 (2496 - 2690 MHz)  
Band n48 (3550 - 3700 MHz)  
Band n50 (1432 - 1517 MHz)  
Band n77 (3300 - 4200 MHz)  
Band n78 (3300 - 3800 MHz)  
Band n79 (4400 - 5000 MHz)  
Band n90 (2496 - 2690 MHz)  
Band n47 (5855 - 5925 MHz)  
Validation band (0.0 - 6000.0 MHz)

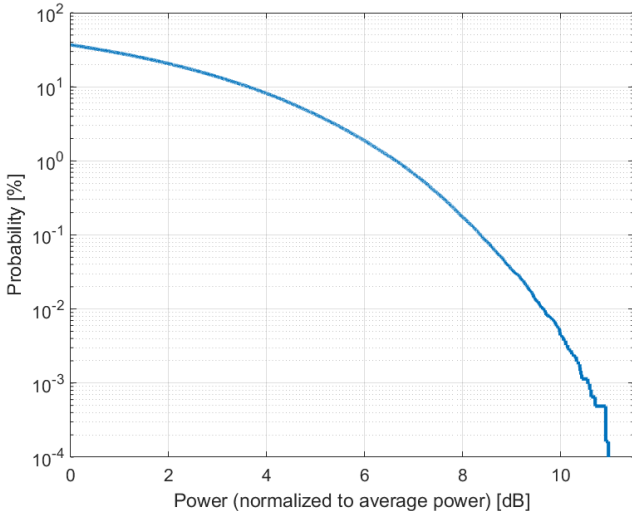
Detailed Specification: Multiplexing Scheme: CP-OFDM  
Modulation Scheme: QPSK  
Subcarrier Spacing: 15 kHz  
Number RBs: 216  
Slot Format Index: 1  
Data Type: PN9

Bandwidth: 40.0 MHz  
Integration Time: 10.0 ms

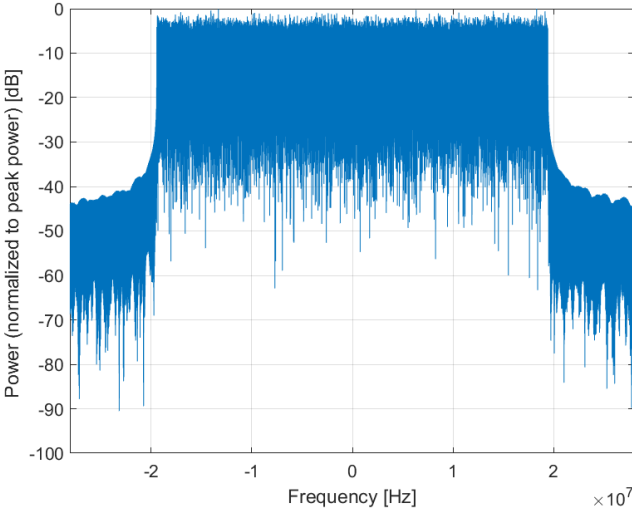
<sup>1</sup> PAR (0.1%) in accordance with FCC KDB 971168, Section 6.0 "Measurement of the Peak-to-Average Power Ratio (PAPR)"

<sup>2</sup> Modulation Interference Factor (MIF) value valid only in conjunction with advanced probe response linearization calibration for the same communication system (same UID and version).

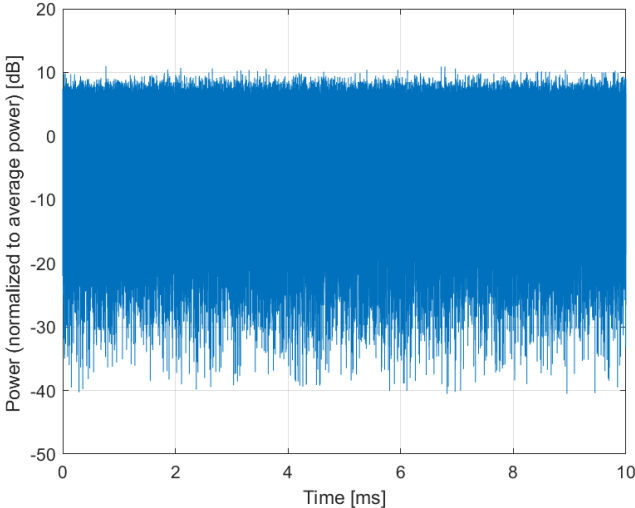




**Complementary Cumulative Distribution Function (CCDF)**



**Frequency Domain**



**Time Domain**

**Calibration Laboratory of  
Schmid & Partner  
Engineering AG**  
Zeughausstrasse 43, 8004 Zurich, Switzerland

Name: **5G NR (CP-OFDM, 100% RB, 50 MHz, QPSK, 15 kHz)**

Group: 5G NR FR1 TDD  
UID: 10790-AAD

PAR: <sup>1</sup> **8.39 dB**  
MIF: <sup>2</sup> **-23.84 dB**

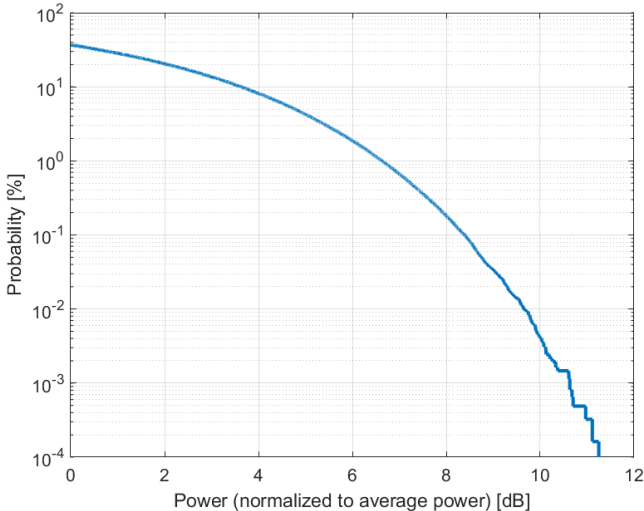
Standard Reference: SPEAG  
Category: Random amplitude modulation  
Modulation: QPSK  
Frequency Band: Band n40 (2300 - 2400 MHz)  
Band n41 (2496 - 2690 MHz)  
Band n48 (3550 - 3700 MHz)  
Band n50 (1432 - 1517 MHz)  
Band n77 (3300 - 4200 MHz)  
Band n78 (3300 - 3800 MHz)  
Band n79 (4400 - 5000 MHz)  
Band n90 (2496 - 2690 MHz)  
Validation band (0.0 - 6000.0 MHz)

Detailed Specification: Multiplexing Scheme: CP-OFDM  
Modulation Scheme: QPSK  
Subcarrier Spacing: 15 kHz  
Number RBs: 270  
Slot Format Index: 1  
Data Type: PN9

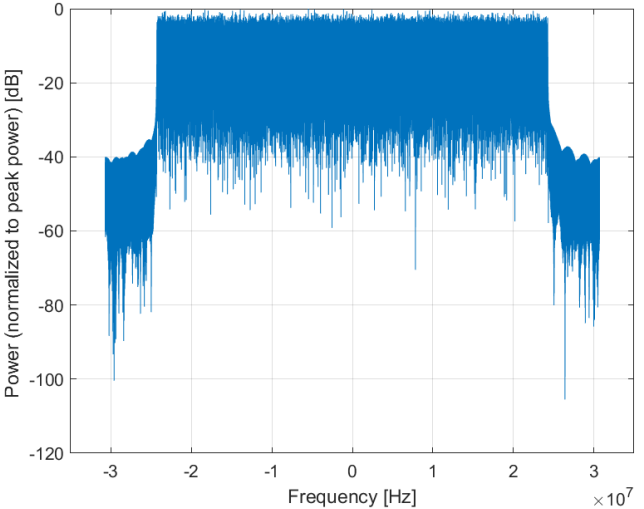
Bandwidth: 50.0 MHz  
Integration Time: 10.0 ms

<sup>1</sup> PAR (0.1%) in accordance with FCC KDB 971168, Section 6.0 "Measurement of the Peak-to-Average Power Ratio (PAPR)"

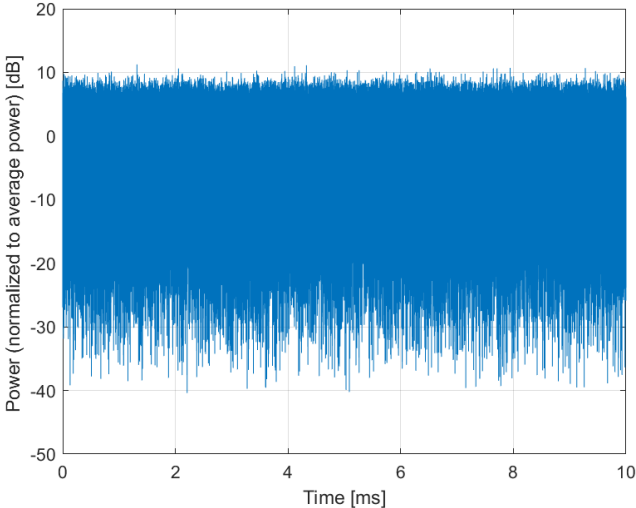
<sup>2</sup> Modulation Interference Factor (MIF) value valid only in conjunction with advanced probe response linearization calibration for the same communication system (same UID and version).



**Complementary Cumulative Distribution Function (CCDF)**



**Frequency Domain**



**Time Domain**

**Calibration Laboratory of  
Schmid & Partner  
Engineering AG**  
Zeughausstrasse 43, 8004 Zurich, Switzerland

Name: **5G NR (CP-OFDM, 1 RB, 5 MHz, QPSK, 30 kHz)**

Group: 5G NR FR1 TDD  
UID: 10791-AAE

PAR: <sup>1</sup> **7.83 dB**  
MIF: <sup>2</sup> **-14.39 dB**

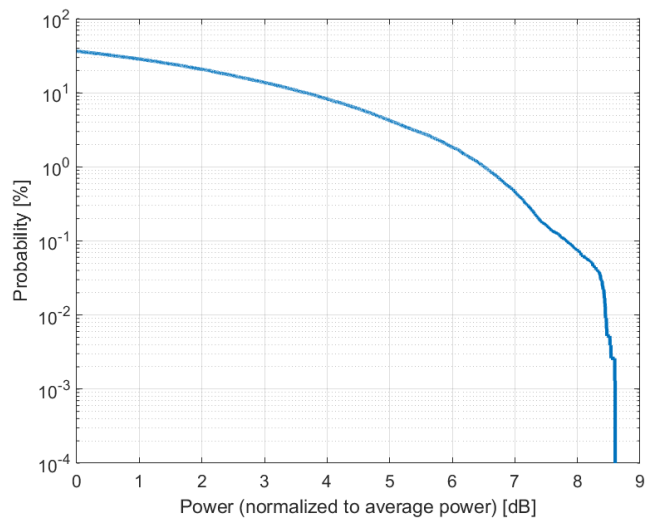
Standard Reference: SPEAG  
Category: Random amplitude modulation  
Modulation: QPSK  
Frequency Band: Band n34 (2010 - 2025 MHz)  
Band n38 (2570 - 2620 MHz)  
Band n39 (1880 - 1920 MHz)  
Band n40 (2300 - 2400 MHz)  
Band n48 (3550 - 3700 MHz)  
Band n50 (1432 - 1517 MHz)  
Band n51 (1427 - 1432 MHz)  
Band n53 (2483.5 - 2495 MHz)  
Validation band (0.0 - 6000.0 MHz)

Detailed Specification: Multiplexing Scheme: CP-OFDM  
Modulation Scheme: QPSK  
Subcarrier Spacing: 30 kHz  
Number RBs: 1  
Slot Format Index: 1  
Data Type: PN9

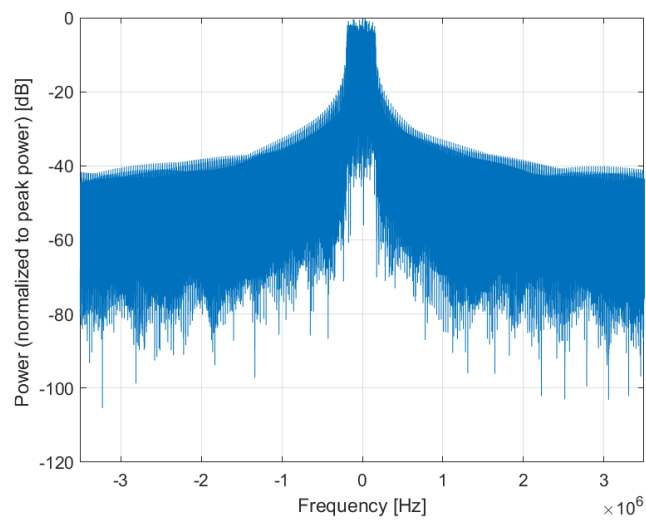
Bandwidth: 5.0 MHz  
Integration Time: 10.0 ms

<sup>1</sup> PAR (0.1%) in accordance with FCC KDB 971168, Section 6.0 "Measurement of the Peak-to-Average Power Ratio (PAPR)"

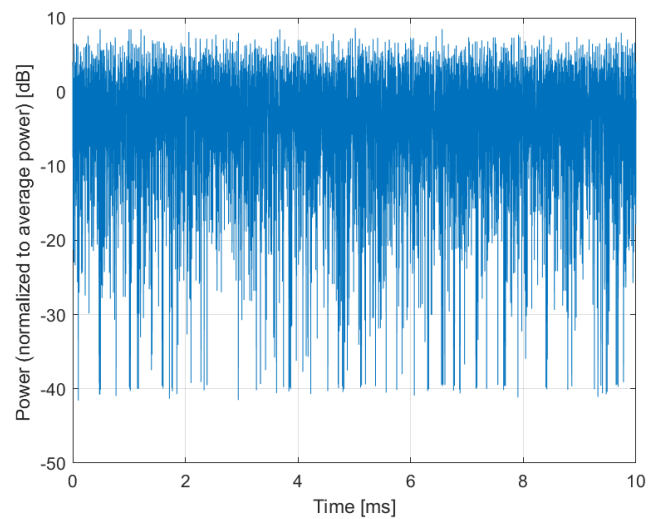
<sup>2</sup> Modulation Interference Factor (MIF) value valid only in conjunction with advanced probe response linearization calibration for the same communication system (same UID and version).



**Complementary Cumulative Distribution Function (CCDF)**



**Frequency Domain**



**Time Domain**

**Calibration Laboratory of  
Schmid & Partner  
Engineering AG**  
Zeughausstrasse 43, 8004 Zurich, Switzerland

Name: **5G NR (CP-OFDM, 1 RB, 10 MHz, QPSK, 30 kHz)**

Group: 5G NR FR1 TDD  
UID: 10792-AAD

PAR: <sup>1</sup> **7.92 dB**  
MIF: <sup>2</sup> **-14.47 dB**

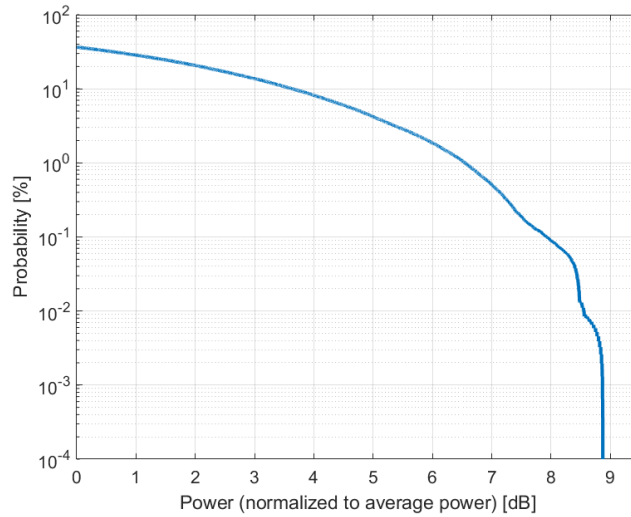
Standard Reference: SPEAG  
Category: Random amplitude modulation  
Modulation: QPSK  
Frequency Band: Band n34 (2010 - 2025 MHz)  
Band n38 (2570 - 2620 MHz)  
Band n39 (1880 - 1920 MHz)  
Band n40 (2300 - 2400 MHz)  
Band n41 (2496 - 2690 MHz)  
Band n48 (3550 - 3700 MHz)  
Band n50 (1432 - 1517 MHz)  
Band n77 (3300 - 4200 MHz)  
Band n78 (3300 - 3800 MHz)  
Band n53 (2483.5 - 2495 MHz)  
Band n90 (2496 - 2690 MHz)  
Band n47 (5855 - 5925 MHz)  
Validation band (0.0 - 6000.0 MHz)

Detailed Specification: Multiplexing Scheme: CP-OFDM  
Modulation Scheme: QPSK  
Subcarrier Spacing: 30 kHz  
Number RBs: 1  
Slot Format Index: 1  
Data Type: PN9

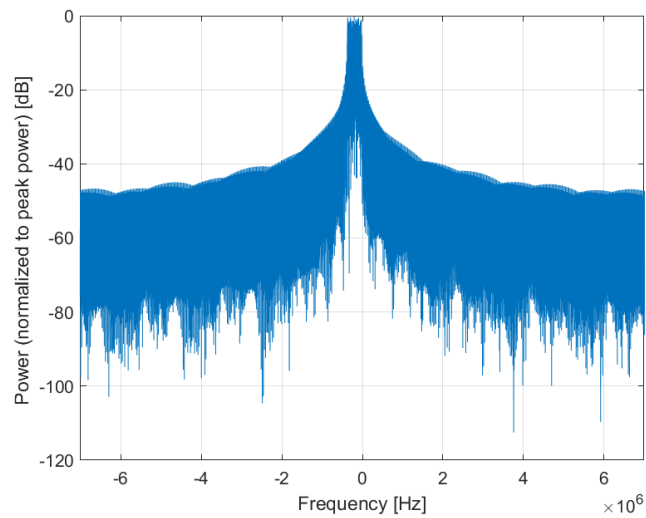
Bandwidth: 10.0 MHz  
Integration Time: 10.0 ms

<sup>1</sup> PAR (0.1%) in accordance with FCC KDB 971168, Section 6.0 "Measurement of the Peak-to-Average Power Ratio (PAPR)"

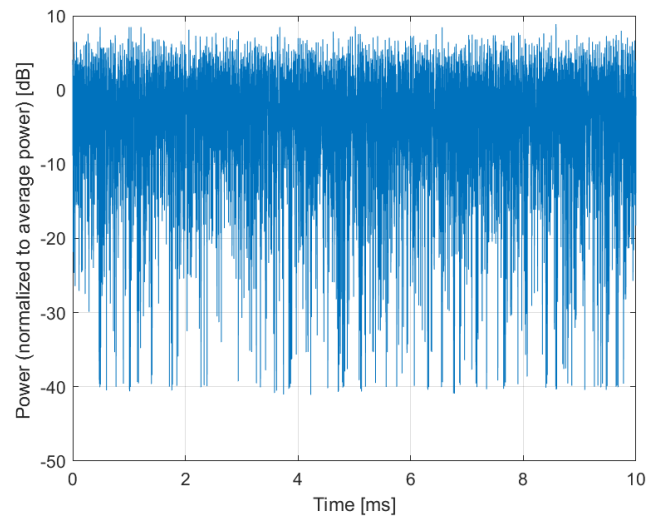
<sup>2</sup> Modulation Interference Factor (MIF) value valid only in conjunction with advanced probe response linearization calibration for the same communication system (same UID and version).



**Complementary Cumulative Distribution Function (CCDF)**



**Frequency Domain**



**Time Domain**

**Calibration Laboratory of  
Schmid & Partner  
Engineering AG**  
Zeughausstrasse 43, 8004 Zurich, Switzerland

Name: **5G NR (CP-OFDM, 1 RB, 15 MHz, QPSK, 30 kHz)**

Group: 5G NR FR1 TDD  
UID: 10793-AAD

PAR: <sup>1</sup> **7.95 dB**  
MIF: <sup>2</sup> **-14.33 dB**

Standard Reference: SPEAG  
Category: Random amplitude modulation  
Modulation: QPSK  
Frequency Band: Band n34 (2010 - 2025 MHz)  
Band n38 (2570 - 2620 MHz)  
Band n39 (1880 - 1920 MHz)  
Band n40 (2300 - 2400 MHz)  
Band n41 (2496 - 2690 MHz)  
Band n48 (3550 - 3700 MHz)  
Band n50 (1432 - 1517 MHz)  
Band n77 (3300 - 4200 MHz)  
Band n78 (3300 - 3800 MHz)  
Band n90 (2496 - 2690 MHz)  
Validation band (0.0 - 6000.0 MHz)

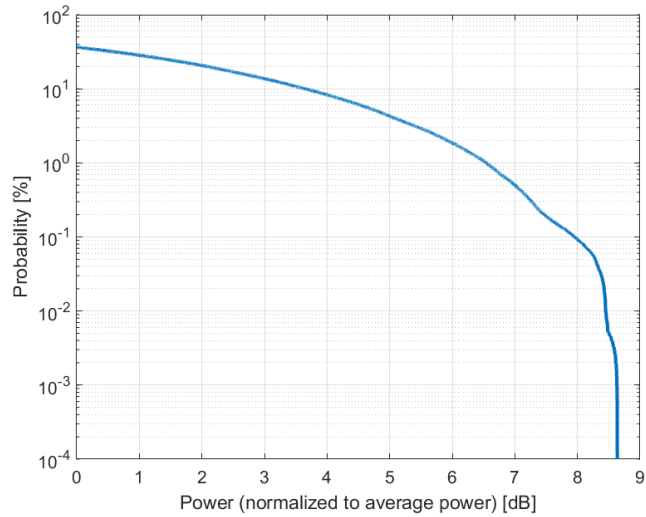
Detailed Specification: Multiplexing Scheme: CP-OFDM  
Modulation Scheme: QPSK  
Subcarrier Spacing: 30 kHz  
Number RBs: 1  
Slot Format Index: 1  
Data Type: PN9

Bandwidth: 15.0 MHz  
Integration Time: 10.0 ms

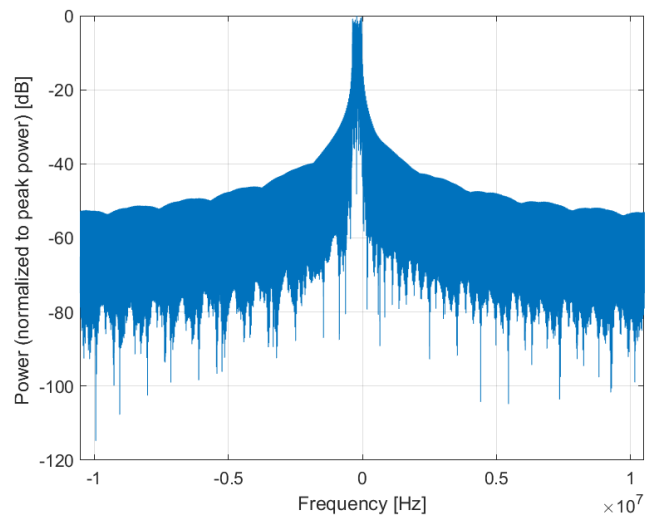
<sup>1</sup> PAR (0.1%) in accordance with FCC KDB 971168, Section 6.0 "Measurement of the Peak-to-Average Power Ratio (PAPR)"

<sup>2</sup> Modulation Interference Factor (MIF) value valid only in conjunction with advanced probe response linearization calibration for the same communication system (same UID and version).

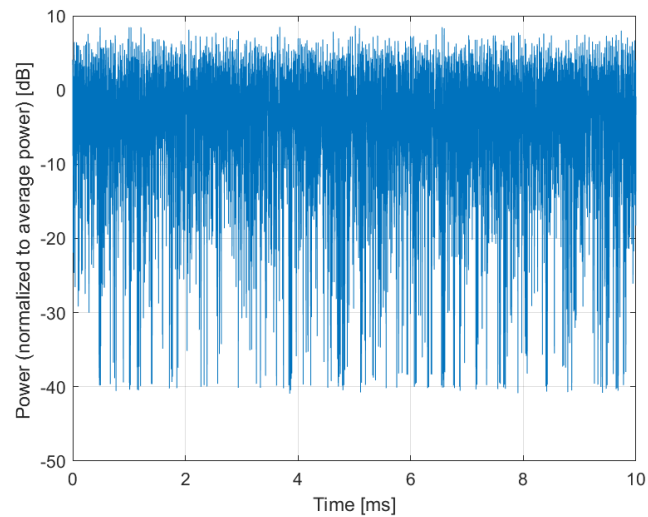




**Complementary Cumulative Distribution Function (CCDF)**



**Frequency Domain**



**Time Domain**

**Calibration Laboratory of  
Schmid & Partner  
Engineering AG**  
Zeughausstrasse 43, 8004 Zurich, Switzerland

Name: **5G NR (CP-OFDM, 1 RB, 20 MHz, QPSK, 30 kHz)**

Group: 5G NR FR1 TDD  
UID: 10794-AAD

PAR: <sup>1</sup> **7.82 dB**  
MIF: <sup>2</sup> **-14.46 dB**

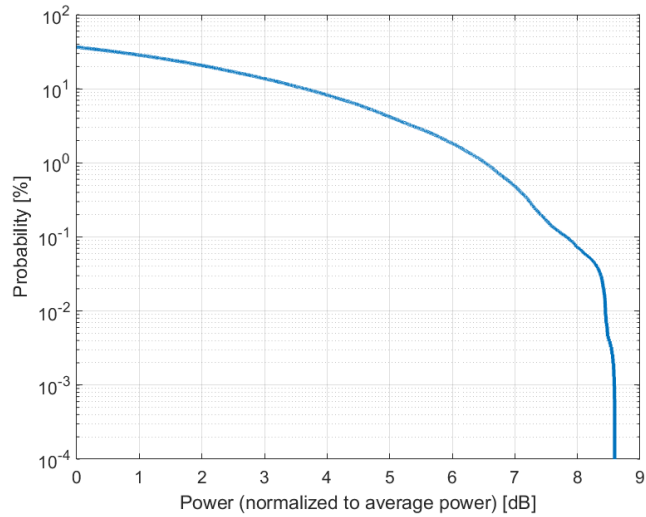
Standard Reference: SPEAG  
Category: Random amplitude modulation  
Modulation: QPSK  
Frequency Band: Band n38 (2570 - 2620 MHz)  
Band n39 (1880 - 1920 MHz)  
Band n40 (2300 - 2400 MHz)  
Band n41 (2496 - 2690 MHz)  
Band n48 (3550 - 3700 MHz)  
Band n50 (1432 - 1517 MHz)  
Band n77 (3300 - 4200 MHz)  
Band n78 (3300 - 3800 MHz)  
Band n90 (2496 - 2690 MHz)  
Band n47 (5855 - 5925 MHz)  
Validation band (0.0 - 6000.0 MHz)

Detailed Specification: Multiplexing Scheme: CP-OFDM  
Modulation Scheme: QPSK  
Subcarrier Spacing: 30 kHz  
Number RBs: 1  
Slot Format Index: 1  
Data Type: PN9

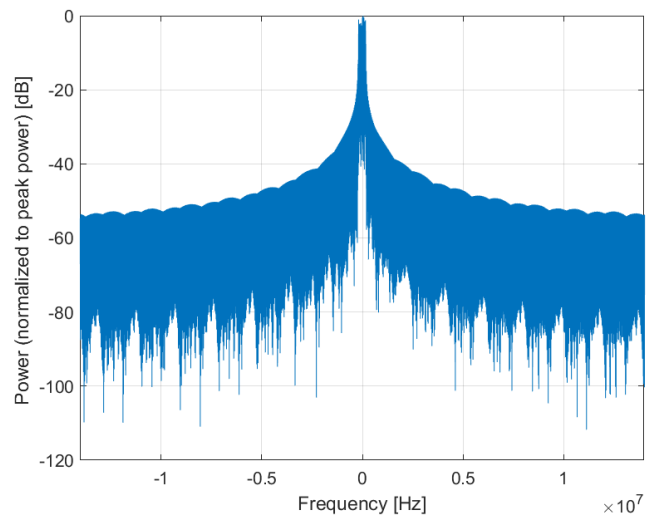
Bandwidth: 20.0 MHz  
Integration Time: 10.0 ms

<sup>1</sup> PAR (0.1%) in accordance with FCC KDB 971168, Section 6.0 "Measurement of the Peak-to-Average Power Ratio (PAPR)"

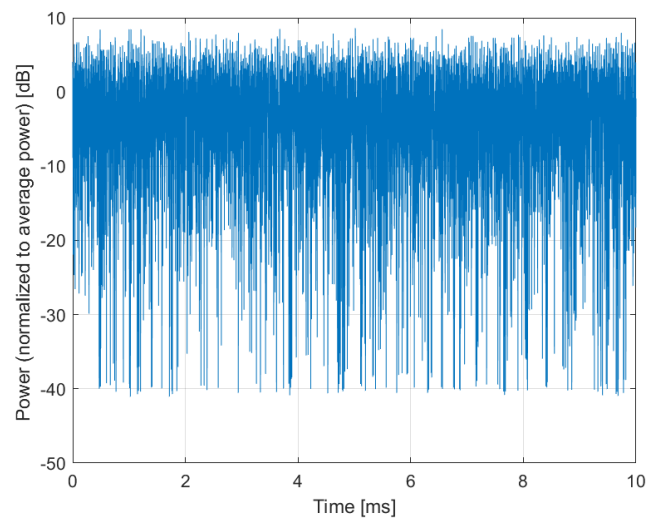
<sup>2</sup> Modulation Interference Factor (MIF) value valid only in conjunction with advanced probe response linearization calibration for the same communication system (same UID and version).



**Complementary Cumulative Distribution Function (CCDF)**



**Frequency Domain**



**Time Domain**

**Calibration Laboratory of  
Schmid & Partner  
Engineering AG**  
Zeughausstrasse 43, 8004 Zurich, Switzerland

Name: **5G NR (CP-OFDM, 1 RB, 25 MHz, QPSK, 30 kHz)**

Group: 5G NR FR1 TDD  
UID: 10795-AAD

PAR: <sup>1</sup> **7.84 dB**  
MIF: <sup>2</sup> **-14.35 dB**

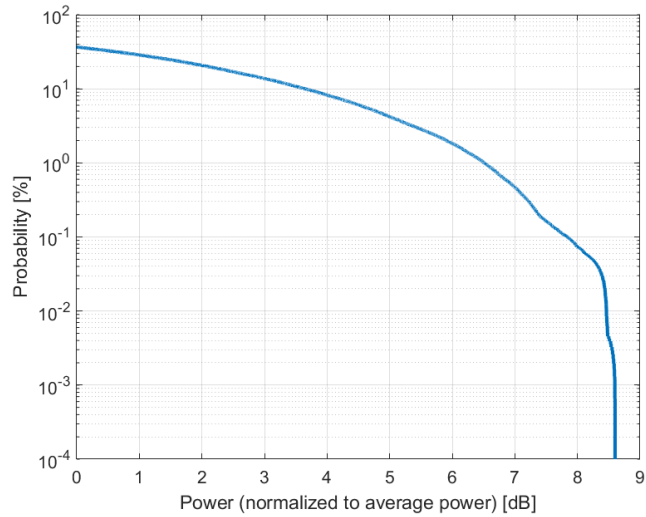
Standard Reference: SPEAG  
Category: Random amplitude modulation  
Modulation: QPSK  
Frequency Band: Band n38 (2570 - 2620 MHz)  
Band n39 (1880 - 1920 MHz)  
Band n40 (2300 - 2400 MHz)  
Band n77 (3300 - 4200 MHz)  
Band n78 (3300 - 3800 MHz)  
Validation band (0.0 - 6000.0 MHz)

Detailed Specification: Multiplexing Scheme: CP-OFDM  
Modulation Scheme: QPSK  
Subcarrier Spacing: 30 kHz  
Number RBs: 1  
Slot Format Index: 1  
Data Type: PN9

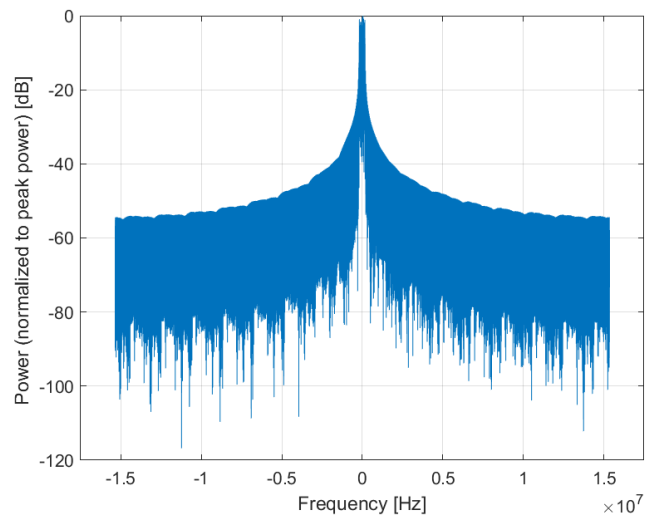
Bandwidth: 25.0 MHz  
Integration Time: 10.0 ms

<sup>1</sup> PAR (0.1%) in accordance with FCC KDB 971168, Section 6.0 "Measurement of the Peak-to-Average Power Ratio (PAPR)"

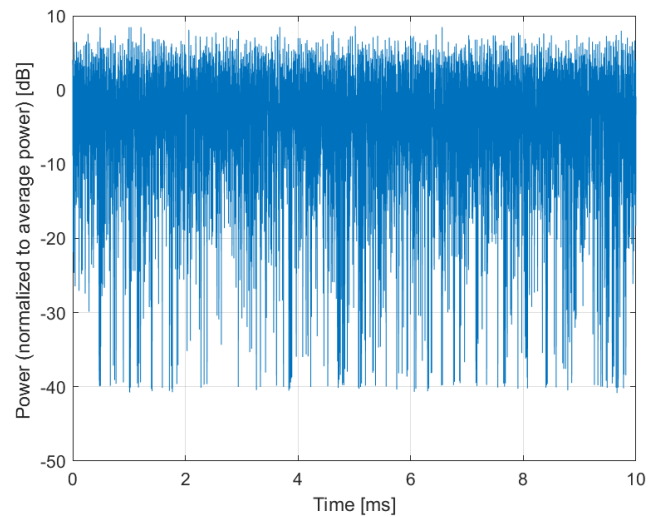
<sup>2</sup> Modulation Interference Factor (MIF) value valid only in conjunction with advanced probe response linearization calibration for the same communication system (same UID and version).



**Complementary Cumulative Distribution Function (CCDF)**



**Frequency Domain**



**Time Domain**

**Calibration Laboratory of  
Schmid & Partner  
Engineering AG**  
Zeughausstrasse 43, 8004 Zurich, Switzerland

Name: **5G NR (CP-OFDM, 1 RB, 30 MHz, QPSK, 30 kHz)**

Group: 5G NR FR1 TDD  
UID: 10796-AAD

PAR: <sup>1</sup> **7.82 dB**  
MIF: <sup>2</sup> **-14.32 dB**

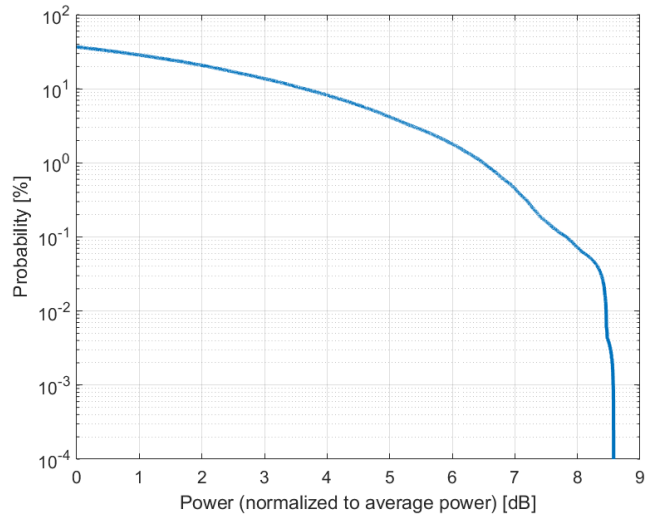
Standard Reference: SPEAG  
Category: Random amplitude modulation  
Modulation: QPSK  
Frequency Band: Band n38 (2570 - 2620 MHz)  
Band n39 (1880 - 1920 MHz)  
Band n40 (2300 - 2400 MHz)  
Band n41 (2496 - 2690 MHz)  
Band n50 (1432 - 1517 MHz)  
Band n77 (3300 - 4200 MHz)  
Band n78 (3300 - 3800 MHz)  
Band n90 (2496 - 2690 MHz)  
Band n47 (5855 - 5925 MHz)  
Validation band (0.0 - 6000.0 MHz)

Detailed Specification: Multiplexing Scheme: CP-OFDM  
Modulation Scheme: QPSK  
Subcarrier Spacing: 30 kHz  
Number RBs: 1  
Slot Format Index: 1  
Data Type: PN9

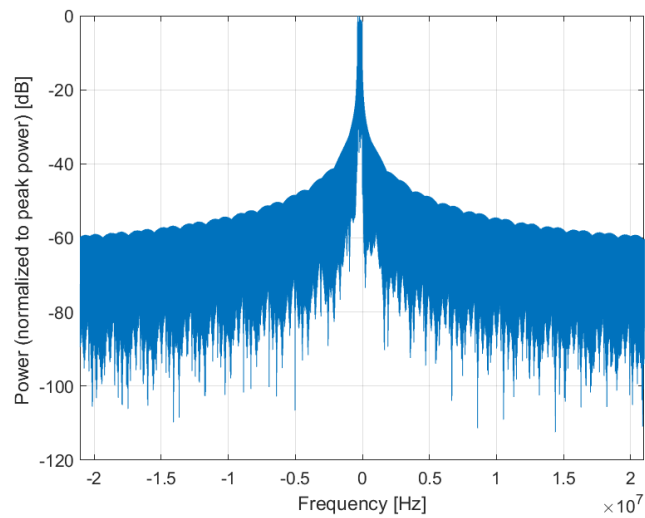
Bandwidth: 30.0 MHz  
Integration Time: 10.0 ms

<sup>1</sup> PAR (0.1%) in accordance with FCC KDB 971168, Section 6.0 "Measurement of the Peak-to-Average Power Ratio (PAPR)"

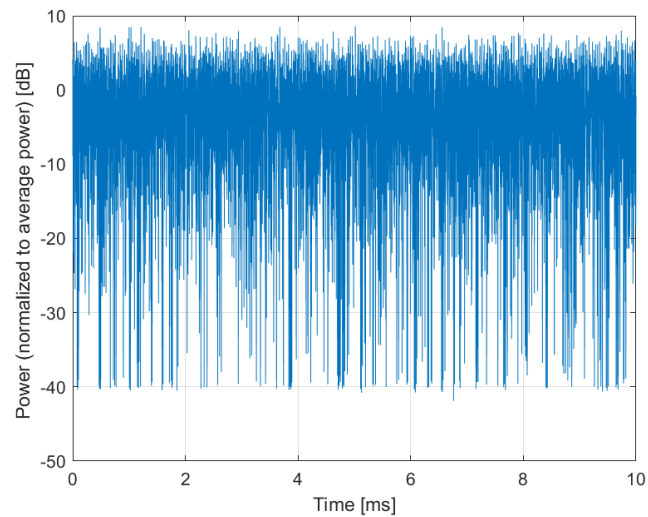
<sup>2</sup> Modulation Interference Factor (MIF) value valid only in conjunction with advanced probe response linearization calibration for the same communication system (same UID and version).



**Complementary Cumulative Distribution Function (CCDF)**



**Frequency Domain**



**Time Domain**

**Calibration Laboratory of  
Schmid & Partner  
Engineering AG**  
Zeughausstrasse 43, 8004 Zurich, Switzerland

Name: **5G NR (CP-OFDM, 1 RB, 40 MHz, QPSK, 30 kHz)**

Group: 5G NR FR1 TDD  
UID: 10797-AAD

PAR: <sup>1</sup> **8.01 dB**  
MIF: <sup>2</sup> **-14.32 dB**

Standard Reference: SPEAG  
Category: Random amplitude modulation  
Modulation: QPSK  
Frequency Band: Band n38 (2570 - 2620 MHz)  
Band n39 (1880 - 1920 MHz)  
Band n40 (2300 - 2400 MHz)  
Band n41 (2496 - 2690 MHz)  
Band n48 (3550 - 3700 MHz)  
Band n50 (1432 - 1517 MHz)  
Band n77 (3300 - 4200 MHz)  
Band n78 (3300 - 3800 MHz)  
Band n79 (4400 - 5000 MHz)  
Band n90 (2496 - 2690 MHz)  
Band n47 (5855 - 5925 MHz)  
Validation band (0.0 - 6000.0 MHz)

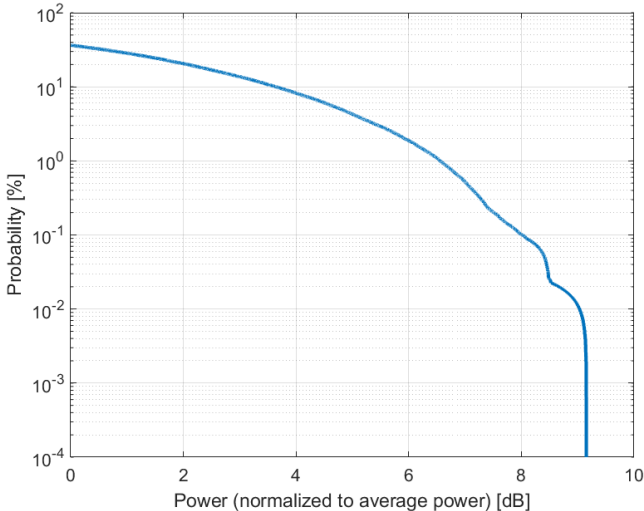
Detailed Specification: Multiplexing Scheme: CP-OFDM  
Modulation Scheme: QPSK  
Subcarrier Spacing: 30 kHz  
Number RBs: 1  
Slot Format Index: 1  
Data Type: PN9

Bandwidth: 40.0 MHz  
Integration Time: 10.0 ms

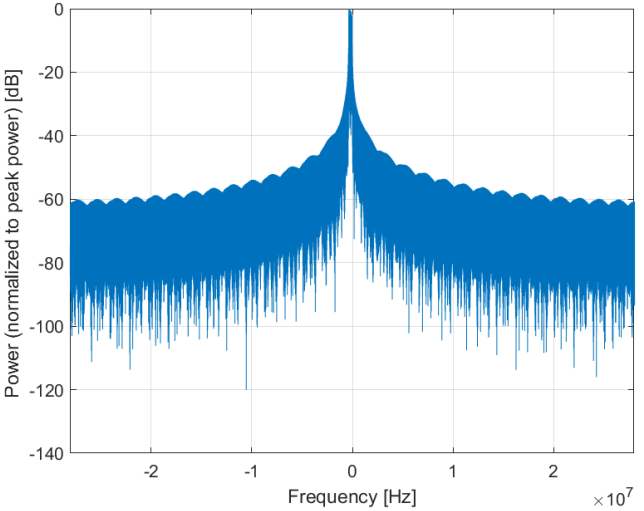
<sup>1</sup> PAR (0.1%) in accordance with FCC KDB 971168, Section 6.0 "Measurement of the Peak-to-Average Power Ratio (PAPR)"

<sup>2</sup> Modulation Interference Factor (MIF) value valid only in conjunction with advanced probe response linearization calibration for the same communication system (same UID and version).

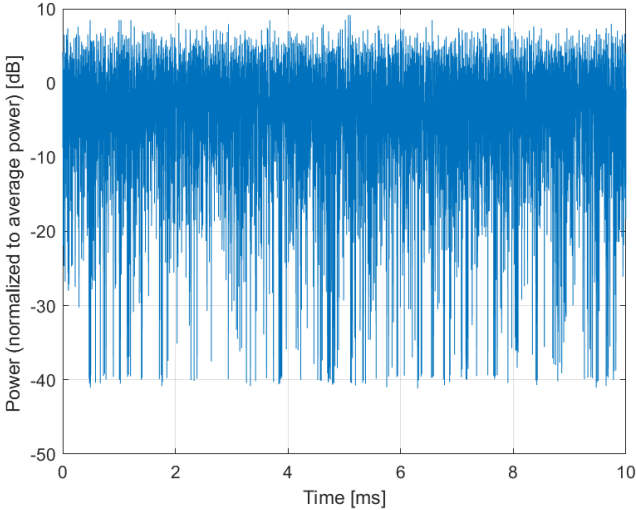




**Complementary Cumulative Distribution Function (CCDF)**



**Frequency Domain**



**Time Domain**

**Calibration Laboratory of  
Schmid & Partner  
Engineering AG**  
Zeughausstrasse 43, 8004 Zurich, Switzerland

Name: **5G NR (CP-OFDM, 1 RB, 50 MHz, QPSK, 30 kHz)**

Group: 5G NR FR1 TDD  
UID: 10798-AAD

PAR: <sup>1</sup> **7.89 dB**  
MIF: <sup>2</sup> **-14.55 dB**

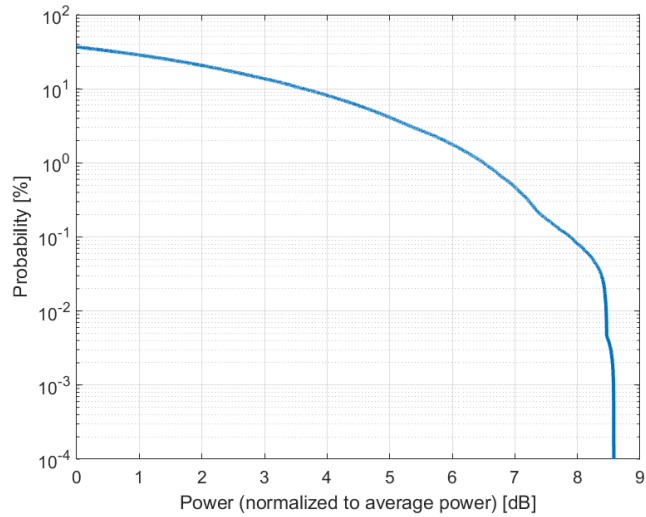
Standard Reference: SPEAG  
Category: Random amplitude modulation  
Modulation: QPSK  
Frequency Band: Band n40 (2300 - 2400 MHz)  
Band n41 (2496 - 2690 MHz)  
Band n48 (3550 - 3700 MHz)  
Band n50 (1432 - 1517 MHz)  
Band n77 (3300 - 4200 MHz)  
Band n78 (3300 - 3800 MHz)  
Band n79 (4400 - 5000 MHz)  
Band n90 (2496 - 2690 MHz)  
Validation band (0.0 - 6000.0 MHz)

Detailed Specification: Multiplexing Scheme: CP-OFDM  
Modulation Scheme: QPSK  
Subcarrier Spacing: 30 kHz  
Number RBs: 1  
Slot Format Index: 1  
Data Type: PN9

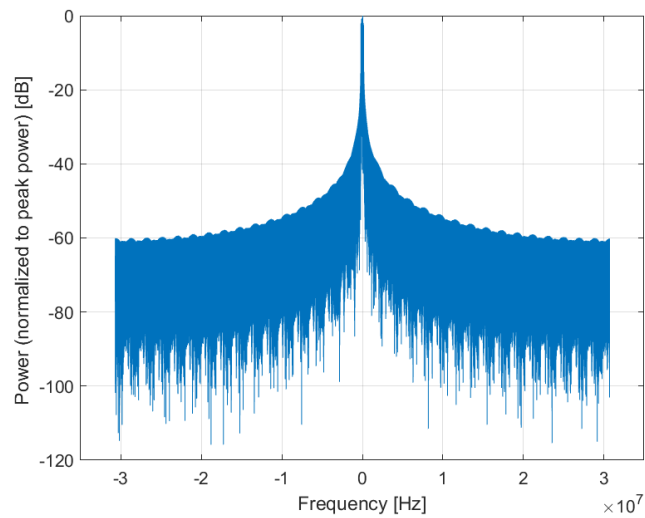
Bandwidth: 50.0 MHz  
Integration Time: 10.0 ms

<sup>1</sup> PAR (0.1%) in accordance with FCC KDB 971168, Section 6.0 "Measurement of the Peak-to-Average Power Ratio (PAPR)"

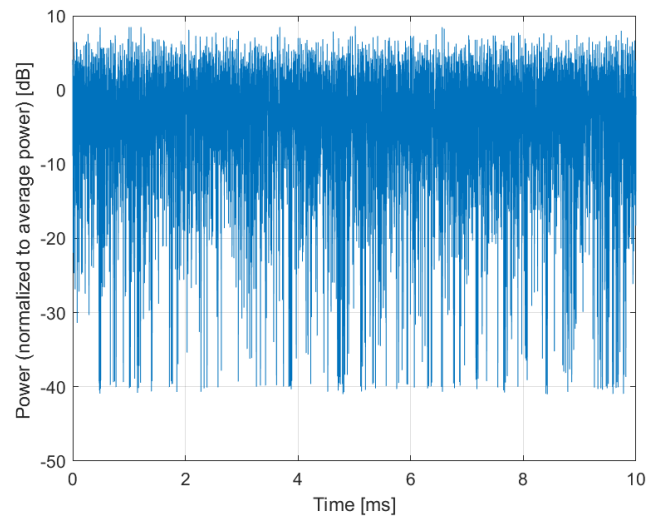
<sup>2</sup> Modulation Interference Factor (MIF) value valid only in conjunction with advanced probe response linearization calibration for the same communication system (same UID and version).



**Complementary Cumulative Distribution Function (CCDF)**



**Frequency Domain**



**Time Domain**

**Calibration Laboratory of  
Schmid & Partner  
Engineering AG**  
Zeughausstrasse 43, 8004 Zurich, Switzerland

Name: **5G NR (CP-OFDM, 1 RB, 60 MHz, QPSK, 30 kHz)**

Group: 5G NR FR1 TDD  
UID: 10799-AAD

PAR: <sup>1</sup> **7.93 dB**  
MIF: <sup>2</sup> **-14.45 dB**

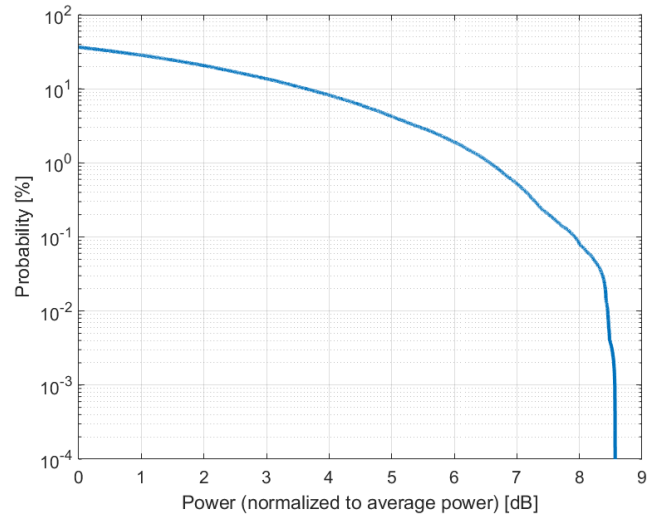
Standard Reference: SPEAG  
Category: Random amplitude modulation  
Modulation: QPSK  
Frequency Band: Band n40 (2300 - 2400 MHz)  
Band n41 (2496 - 2690 MHz)  
Band n48 (3550 - 3700 MHz)  
Band n50 (1432 - 1517 MHz)  
Band n77 (3300 - 4200 MHz)  
Band n78 (3300 - 3800 MHz)  
Band n79 (4400 - 5000 MHz)  
Band n90 (2496 - 2690 MHz)  
Validation band (0.0 - 6000.0 MHz)

Detailed Specification: Multiplexing Scheme: CP-OFDM  
Modulation Scheme: QPSK  
Subcarrier Spacing: 30 kHz  
Number RBs: 1  
Slot Format Index: 1  
Data Type: PN9

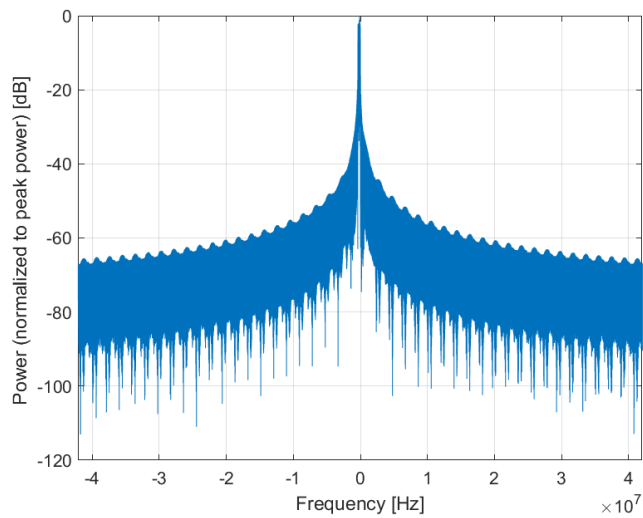
Bandwidth: 60.0 MHz  
Integration Time: 10.0 ms

<sup>1</sup> PAR (0.1%) in accordance with FCC KDB 971168, Section 6.0 "Measurement of the Peak-to-Average Power Ratio (PAPR)"

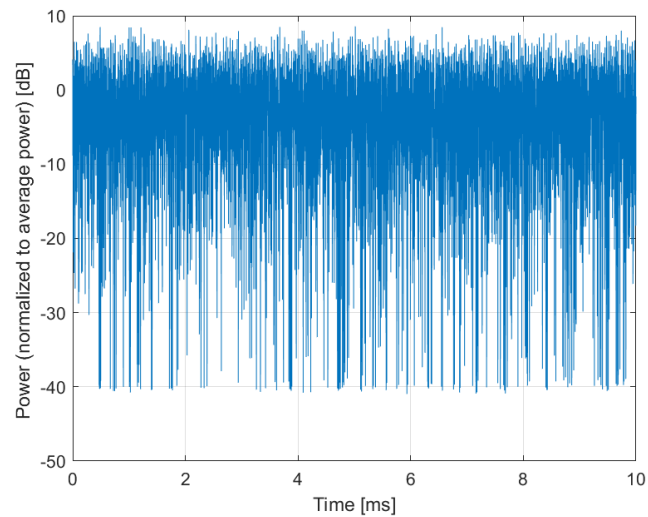
<sup>2</sup> Modulation Interference Factor (MIF) value valid only in conjunction with advanced probe response linearization calibration for the same communication system (same UID and version).



**Complementary Cumulative Distribution Function (CCDF)**



**Frequency Domain**



**Time Domain**

**Calibration Laboratory of  
Schmid & Partner  
Engineering AG**  
Zeughausstrasse 43, 8004 Zurich, Switzerland

Name: **5G NR (CP-OFDM, 1 RB, 80 MHz, QPSK, 30 kHz)**

Group: 5G NR FR1 TDD  
UID: 10801-AAD

PAR: <sup>1</sup> **7.89 dB**  
MIF: <sup>2</sup> **-14.47 dB**

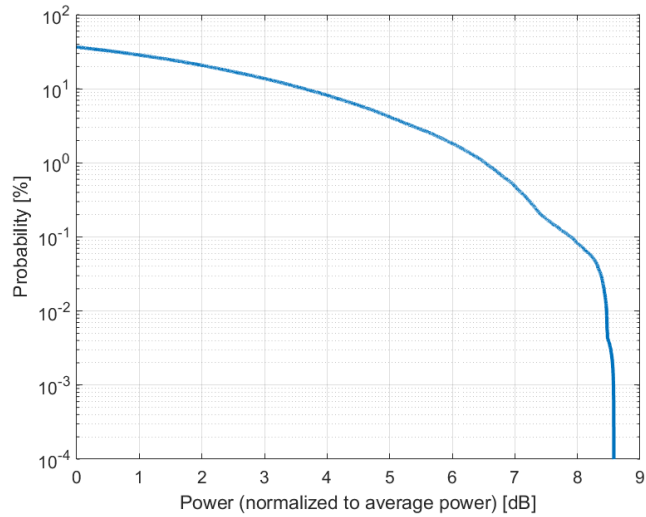
Standard Reference: SPEAG  
Category: Random amplitude modulation  
Modulation: QPSK  
Frequency Band: Band n40 (2300 - 2400 MHz)  
Band n41 (2496 - 2690 MHz)  
Band n48 (3550 - 3700 MHz)  
Band n50 (1432 - 1517 MHz)  
Band n77 (3300 - 4200 MHz)  
Band n78 (3300 - 3800 MHz)  
Band n79 (4400 - 5000 MHz)  
Band n90 (2496 - 2690 MHz)  
Validation band (0.0 - 6000.0 MHz)

Detailed Specification: Multiplexing Scheme: CP-OFDM  
Modulation Scheme: QPSK  
Subcarrier Spacing: 30 kHz  
Number RBs: 1  
Slot Format Index: 1  
Data Type: PN9

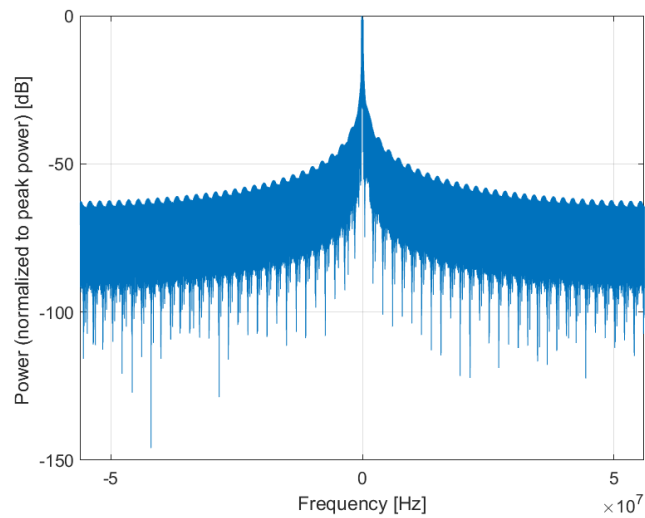
Bandwidth: 80.0 MHz  
Integration Time: 10.0 ms

<sup>1</sup> PAR (0.1%) in accordance with FCC KDB 971168, Section 6.0 "Measurement of the Peak-to-Average Power Ratio (PAPR)"

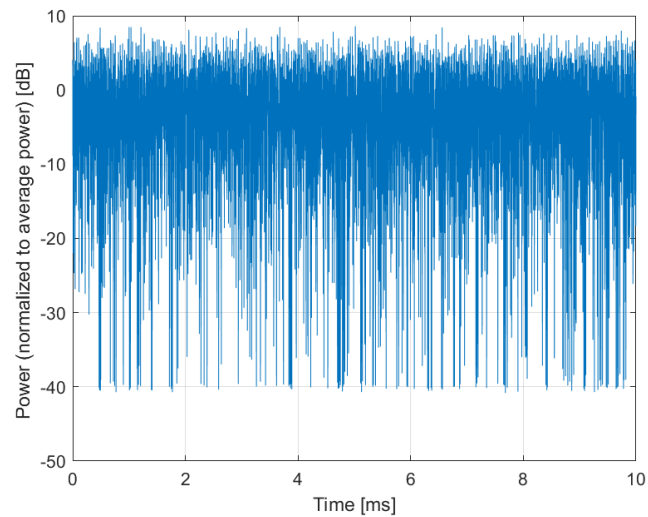
<sup>2</sup> Modulation Interference Factor (MIF) value valid only in conjunction with advanced probe response linearization calibration for the same communication system (same UID and version).



**Complementary Cumulative Distribution Function (CCDF)**



**Frequency Domain**



**Time Domain**

**Calibration Laboratory of  
Schmid & Partner  
Engineering AG**  
Zeughausstrasse 43, 8004 Zurich, Switzerland

Name: **5G NR (CP-OFDM, 1 RB, 90 MHz, QPSK, 30 kHz)**

Group: 5G NR FR1 TDD  
UID: 10802-AAD

PAR: <sup>1</sup> **7.87 dB**  
MIF: <sup>2</sup> **-14.43 dB**

Standard Reference: SPEAG  
Category: Random amplitude modulation  
Modulation: QPSK  
Frequency Band: Band n41 (2496 - 2690 MHz)  
Band n48 (3550 - 3700 MHz)  
Band n77 (3300 - 4200 MHz)  
Band n78 (3300 - 3800 MHz)  
Band n90 (2496 - 2690 MHz)  
Validation band (0.0 - 6000.0 MHz)

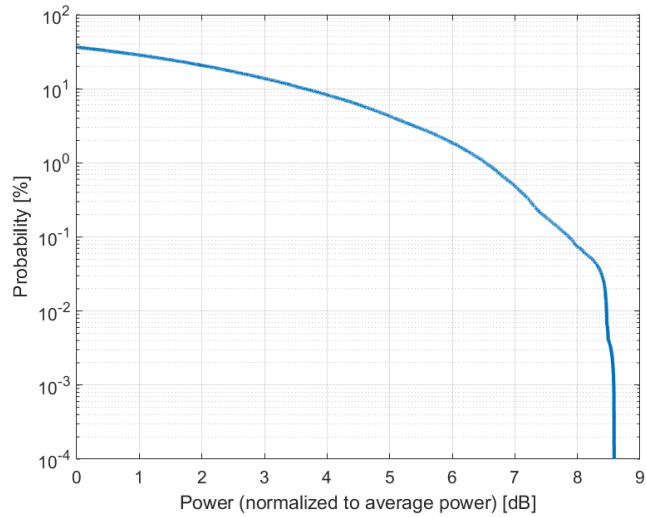
Detailed Specification: Multiplexing Scheme: CP-OFDM  
Modulation Scheme: QPSK  
Subcarrier Spacing: 30 kHz  
Number RBs: 1  
Slot Format Index: 1  
Data Type: PN9

Bandwidth: 90.0 MHz  
Integration Time: 10.0 ms

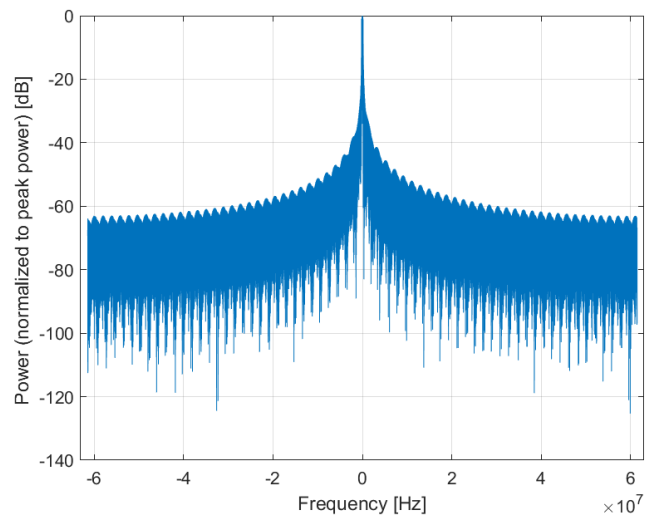
<sup>1</sup> PAR (0.1%) in accordance with FCC KDB 971168, Section 6.0 "Measurement of the Peak-to-Average Power Ratio (PAPR)"

<sup>2</sup> Modulation Interference Factor (MIF) value valid only in conjunction with advanced probe response linearization calibration for the same communication system (same UID and version).

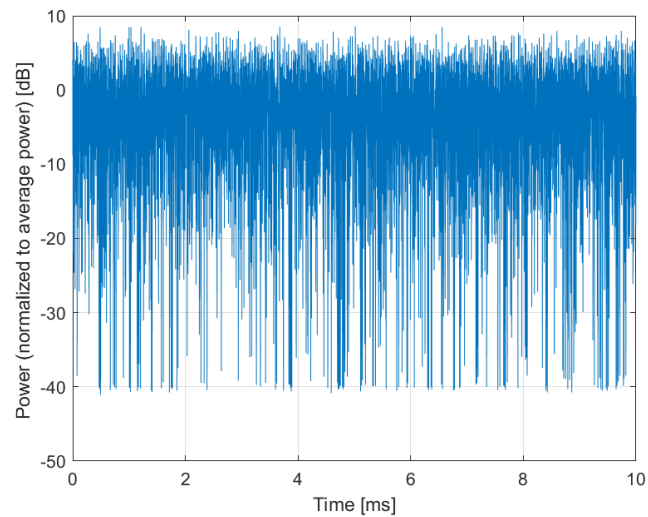




**Complementary Cumulative Distribution Function (CCDF)**



**Frequency Domain**



**Time Domain**

**Calibration Laboratory of  
Schmid & Partner  
Engineering AG**  
Zeughausstrasse 43, 8004 Zurich, Switzerland

Name: **5G NR (CP-OFDM, 1 RB, 100 MHz, QPSK, 30 kHz)**

Group: 5G NR FR1 TDD  
UID: 10803-AAD

PAR: <sup>1</sup> **7.93 dB**  
MIF: <sup>2</sup> **-14.38 dB**

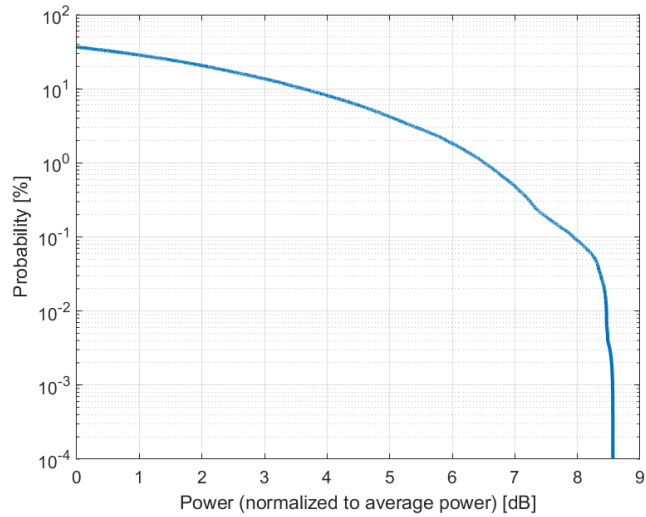
Standard Reference: SPEAG  
Category: Random amplitude modulation  
Modulation: QPSK  
Frequency Band: Band n41 (2496 - 2690 MHz)  
Band n48 (3550 - 3700 MHz)  
Band n77 (3300 - 4200 MHz)  
Band n78 (3300 - 3800 MHz)  
Band n79 (4400 - 5000 MHz)  
Band n90 (2496 - 2690 MHz)  
Validation band (0.0 - 6000.0 MHz)

Detailed Specification: Multiplexing Scheme: CP-OFDM  
Modulation Scheme: QPSK  
Subcarrier Spacing: 30 kHz  
Number RBs: 1  
Slot Format Index: 1  
Data Type: PN9

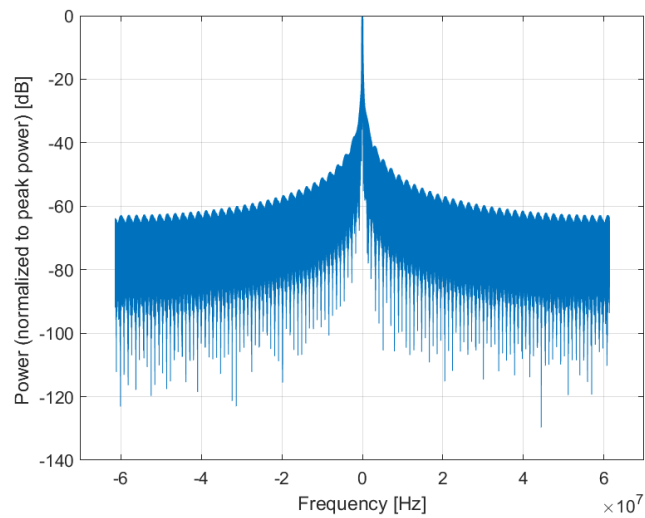
Bandwidth: 100.0 MHz  
Integration Time: 10.0 ms

<sup>1</sup> PAR (0.1%) in accordance with FCC KDB 971168, Section 6.0 "Measurement of the Peak-to-Average Power Ratio (PAPR)"

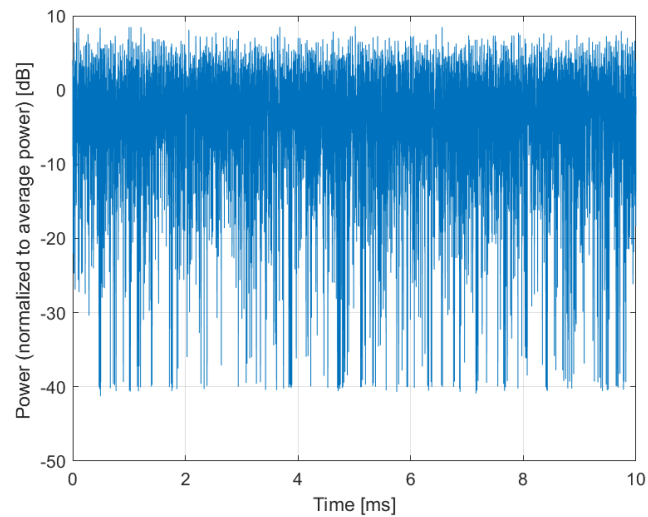
<sup>2</sup> Modulation Interference Factor (MIF) value valid only in conjunction with advanced probe response linearization calibration for the same communication system (same UID and version).



**Complementary Cumulative Distribution Function (CCDF)**



**Frequency Domain**



**Time Domain**

**Calibration Laboratory of  
Schmid & Partner  
Engineering AG**  
Zeughausstrasse 43, 8004 Zurich, Switzerland

Name: **5G NR (CP-OFDM, 50% RB, 10 MHz, QPSK, 30 kHz)**

Group: 5G NR FR1 TDD  
UID: 10805-AAD

PAR: <sup>1</sup> **8.34 dB**  
MIF: <sup>2</sup> **-19.83 dB**

Standard Reference: SPEAG  
Category: Random amplitude modulation  
Modulation: QPSK  
Frequency Band: Band n34 (2010 - 2025 MHz)  
Band n38 (2570 - 2620 MHz)  
Band n39 (1880 - 1920 MHz)  
Band n40 (2300 - 2400 MHz)  
Band n41 (2496 - 2690 MHz)  
Band n48 (3550 - 3700 MHz)  
Band n50 (1432 - 1517 MHz)  
Band n77 (3300 - 4200 MHz)  
Band n78 (3300 - 3800 MHz)  
Band n53 (2483.5 - 2495 MHz)  
Band n90 (2496 - 2690 MHz)  
Band n47 (5855 - 5925 MHz)  
Validation band (0.0 - 6000.0 MHz)

Detailed Specification: Multiplexing Scheme: CP-OFDM  
Modulation Scheme: QPSK  
Subcarrier Spacing: 30 kHz  
Number RBs: 12  
Slot Format Index: 1  
Data Type: PN9

Bandwidth: 10.0 MHz  
Integration Time: 10.0 ms

<sup>1</sup> PAR (0.1%) in accordance with FCC KDB 971168, Section 6.0 "Measurement of the Peak-to-Average Power Ratio (PAPR)"

<sup>2</sup> Modulation Interference Factor (MIF) value valid only in conjunction with advanced probe response linearization calibration for the same communication system (same UID and version).