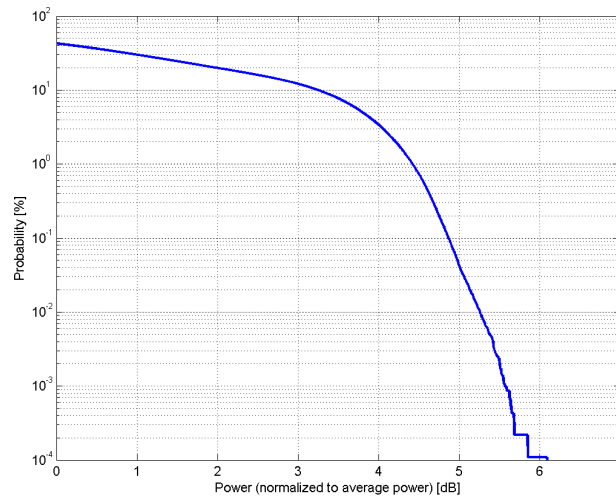


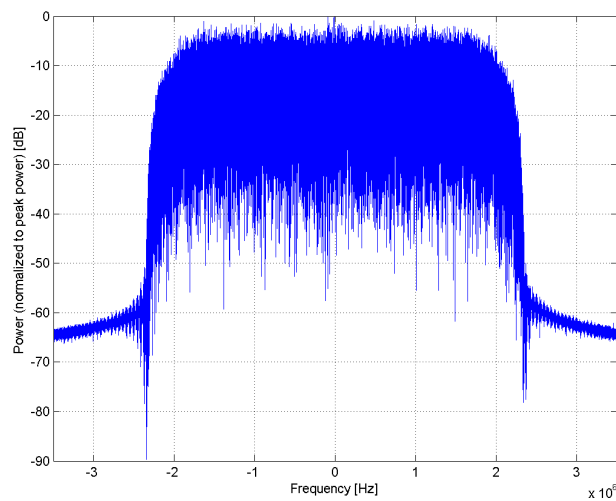
Name:	UMTS-FDD (HSUPA, Subtest 5, 3GPP Rel8.10)
Group:	WCDMA
UID:	10274-CAB
PAR: ¹	4.87 dB
MIF: ²	-24.48 dB
Standard Reference:	ETSI-3GPP TS 134 121-1 V8.10.0 (2010-06), Section C11.1
Category:	Random amplitude modulation
Modulation:	QPSK
Frequency Band:	Band 1, UTRA/FDD (1920.0-1980.0 MHz, 20000) Band 2, UTRA/FDD (1850.0-1910.0 MHz, 20001) Band 3, UTRA/FDD (1710.0-1785.0 MHz, 20002) Band 4, UTRA/FDD (1710.0-1755.0 MHz, 20003) Band 5, UTRA/FDD (824.0-849.0 MHz, 20004) Band 6, UTRA/FDD (830.0-840.0 MHz, 20005) Band 7, UTRA/FDD (2500.0-2570.0 MHz, 20006) Band 8, UTRA/FDD (880.0-915.0 MHz, 20007) Band 9, UTRA/FDD (1749.9-1784.9 MHz, 20008) Band 10, UTRA/FDD (1710.0-1770.0 MHz, 20009) Band 11, UTRA/FDD (1427.9-1452.9 MHz, 20010) Band 12, UTRA/FDD (698.0-716.0 MHz, 20011) Band 13, UTRA/FDD (777.0-787.0 MHz, 20012) Band 14, UTRA/FDD (788.0-798.0 MHz, 20013) Band 19, UTRA/FDD (830.0-845.0 MHz, 20130) Band 20, UTRA/FDD (832.0-862.0 MHz, 20131) Band 21, UTRA/FDD (1447.9-1462.9 MHz, 20132) Band 22, UTRA/FDD (3410.0-3490.0 MHz, 20217) Band 25, UTRA/FDD (1850.0-1915.0 MHz, 20218) Band 26, UTRA/FDD (814.0-849.0 MHz, 20219)
Detailed Specification:	12.2 kbps RMC, FRC H-Set 1 CQI value: 2 Sub-test 5 Conditions: DPCCH gain factor (Beta_c) = 15/15 DPDCH gain factor (Beta_d): 0
Bandwidth:	5.0 MHz
Integration Time:	80.0 ms

¹ PAR (0.1%) in accordance with FCC KDB 971168, Section 6.0 "Measurement of the Peak-to-Average Power Ratio (PAPR)"

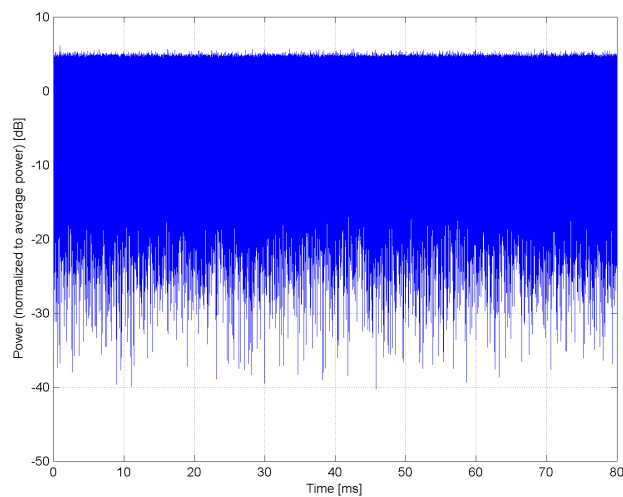
² Modulation Interference Factor (MIF) value valid only in conjunction with advanced probe response linearization calibration for the same communication system (same UID and version).



Complementary Cumulative Distribution Function (CCDF)



Frequency Domain



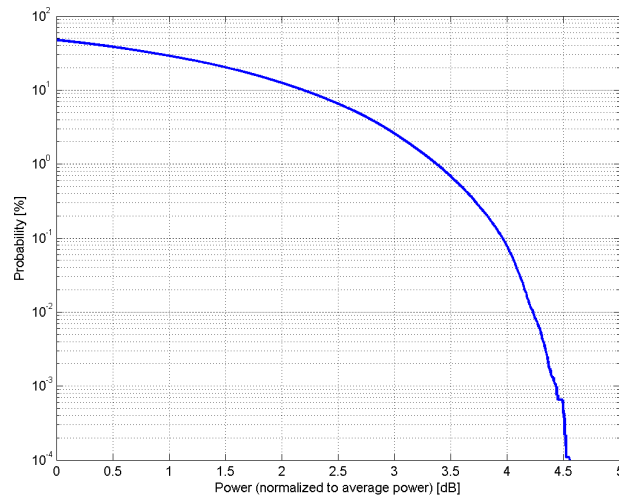
Time Domain

**Calibration Laboratory of
Schmid & Partner
Engineering AG**
Zeughausstrasse 43, 8004 Zurich, Switzerland

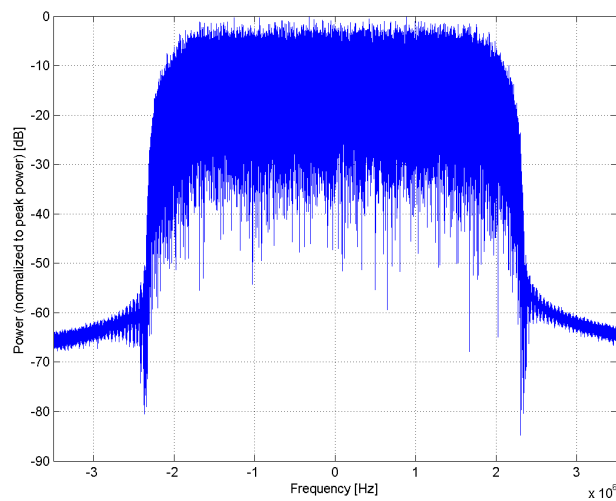
Name:	UMTS-FDD (HSUPA, Subtest 5, 3GPP Rel8.4)
Group:	WCDMA
UID:	10275-CAB
PAR: ¹	3.96 dB
MIF: ²	-26.26 dB
Standard Reference:	ETSI-3GPP TS 134 121-1 V8.04.0 (2008-10), Section C11.1 FCC OET KDB 941225 D01 SAR test for 3G devices v02 FCC OET KDB 941225 D02 Guidance for 3GPP R6 and R7 HSPA v02v01
Category:	Random amplitude modulation
Modulation:	QPSK
Frequency Band:	Band 1, UTRA/FDD (1920.0-1980.0 MHz, 20000) Band 2, UTRA/FDD (1850.0-1910.0 MHz, 20001) Band 3, UTRA/FDD (1710.0-1785.0 MHz, 20002) Band 4, UTRA/FDD (1710.0-1755.0 MHz, 20003) Band 5, UTRA/FDD (824.0-849.0 MHz, 20004) Band 6, UTRA/FDD (830.0-840.0 MHz, 20005) Band 7, UTRA/FDD (2500.0-2570.0 MHz, 20006) Band 8, UTRA/FDD (880.0-915.0 MHz, 20007) Band 9, UTRA/FDD (1749.9-1784.9 MHz, 20008) Band 10, UTRA/FDD (1710.0-1770.0 MHz, 20009) Band 11, UTRA/FDD (1427.9-1452.9 MHz, 20010) Band 12, UTRA/FDD (698.0-716.0 MHz, 20011) Band 13, UTRA/FDD (777.0-787.0 MHz, 20012) Band 14, UTRA/FDD (788.0-798.0 MHz, 20013) Band 19, UTRA/FDD (830.0-845.0 MHz, 20130) Band 20, UTRA/FDD (832.0-862.0 MHz, 20131) Band 21, UTRA/FDD (1447.9-1462.9 MHz, 20132) Band 22, UTRA/FDD (3410.0-3490.0 MHz, 20217) Band 25, UTRA/FDD (1850.0-1915.0 MHz, 20218) Band 26, UTRA/FDD (814.0-849.0 MHz, 20219)
Detailed Specification:	12.2 kbps RMC, FRC H-Set 1 CQI value: 2 Sub-test 5 Conditions: DPCCH gain factor (Beta_c) = 15/15 DPDCH gain factor (Beta_d): 15/15
Bandwidth:	5.0 MHz
Integration Time:	80.0 ms

¹ PAR (0.1%) in accordance with FCC KDB 971168, Section 6.0 "Measurement of the Peak-to-Average Power Ratio (PAPR)"

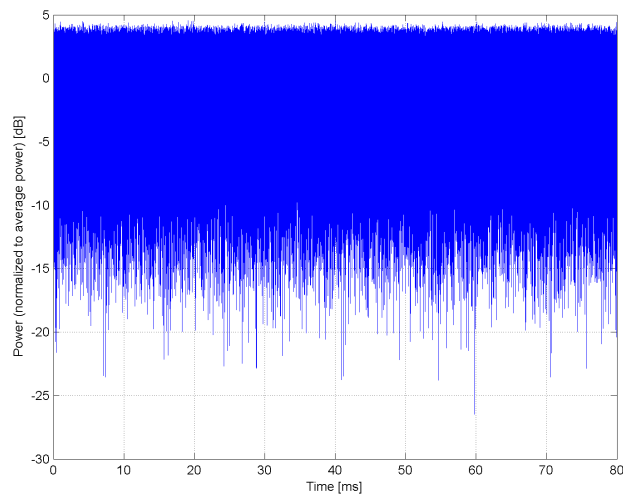
² Modulation Interference Factor (MIF) value valid only in conjunction with advanced probe response linearization calibration for the same communication system (same UID and version).



Complementary Cumulative Distribution Function (CCDF)



Frequency Domain



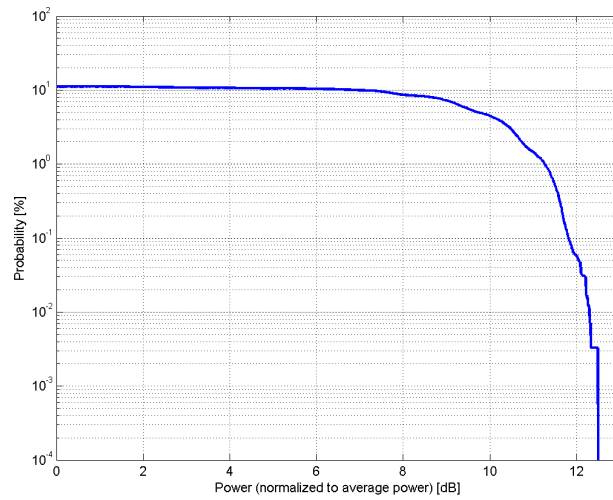
Time Domain

**Calibration Laboratory of
Schmid & Partner
Engineering AG**
Zeughausstrasse 43, 8004 Zurich, Switzerland

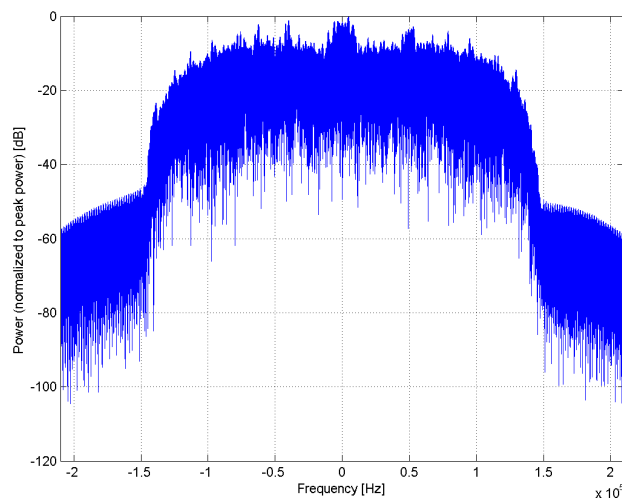
Name:	PHS (QPSK)
Group:	PHS
UID:	10277-CAA
PAR: ¹	11.81 dB
MIF: ²	3.54 dB
Standard Reference:	ARIB STANDARD RCR STD-28 VERSION 6.0
Category:	Periodic pulsed modulation
Modulation:	QPSK
Frequency Band:	PHS band (1884.5-1919.6 MHz, 20191)
Detailed Specification:	Channel type: Traffic Data type: PN9 Active slot: 5th Frame: composed out of 8 slots Occupied bandwidth: 288kHz or less
Bandwidth:	0.3 MHz
Integration Time:	100.0 ms

¹ PAR (0.1%) in accordance with FCC KDB 971168, Section 6.0 "Measurement of the Peak-to-Average Power Ratio (PAPR)"

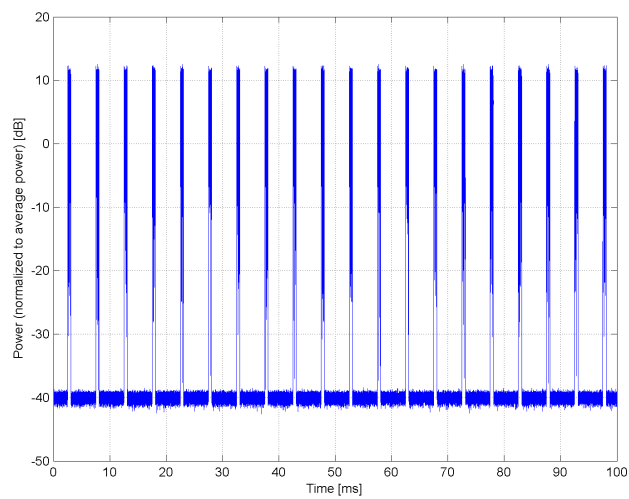
² Modulation Interference Factor (MIF) value valid only in conjunction with advanced probe response linearization calibration for the same communication system (same UID and version).



Complementary Cumulative Distribution Function (CCDF)



Frequency Domain



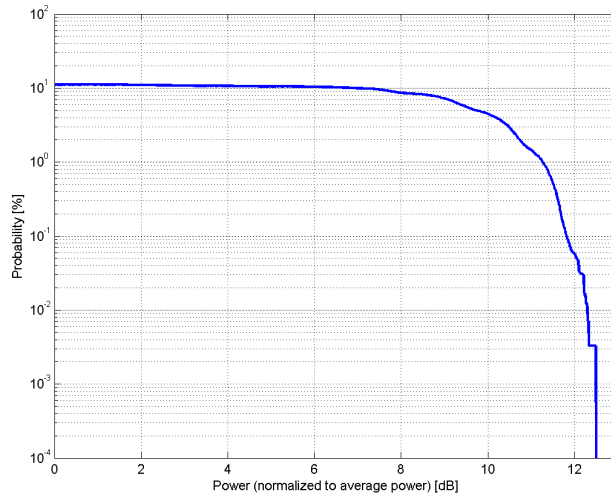
Time Domain

**Calibration Laboratory of
Schmid & Partner
Engineering AG**
Zeughausstrasse 43, 8004 Zurich, Switzerland

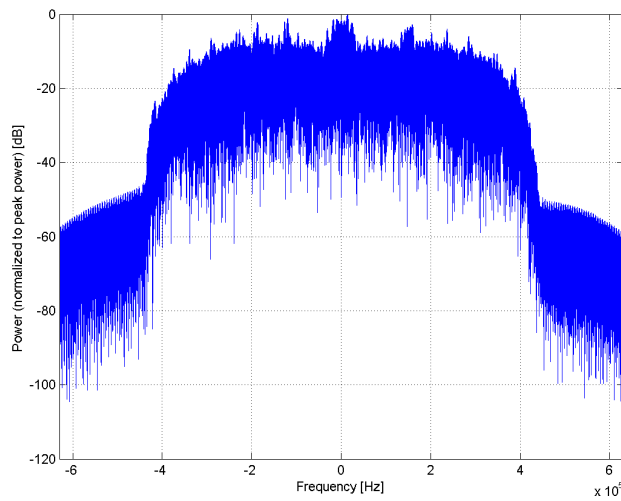
Name:	PHS (QPSK, BW 884MHz, Rolloff 0.5)
Group:	PHS
UID:	10278-CAA
PAR: ¹	11.81 dB
MIF: ²	3.36 dB
Standard Reference:	ARIB STANDARD RCR STD-28 VERSION 6.0
Category:	Periodic pulsed modulation
Modulation:	QPSK
Frequency Band:	PHS band large BW (1884.5-1893.5 MHz, 20192)
Detailed Specification:	Channel type: Traffic Data type: PN9 Active slot: 5th Frame: composed out of 8 slots Occupied bandwidth: 884kHz or less Rolloff factor: 0.5
Bandwidth:	0.9 MHz
Integration Time:	33.3 ms

¹ PAR (0.1%) in accordance with FCC KDB 971168, Section 6.0 "Measurement of the Peak-to-Average Power Ratio (PAPR)"

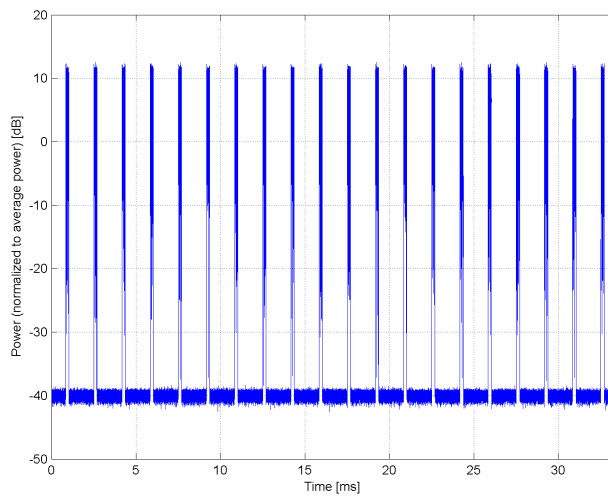
² Modulation Interference Factor (MIF) value valid only in conjunction with advanced probe response linearization calibration for the same communication system (same UID and version).



Complementary Cumulative Distribution Function (CCDF)



Frequency Domain



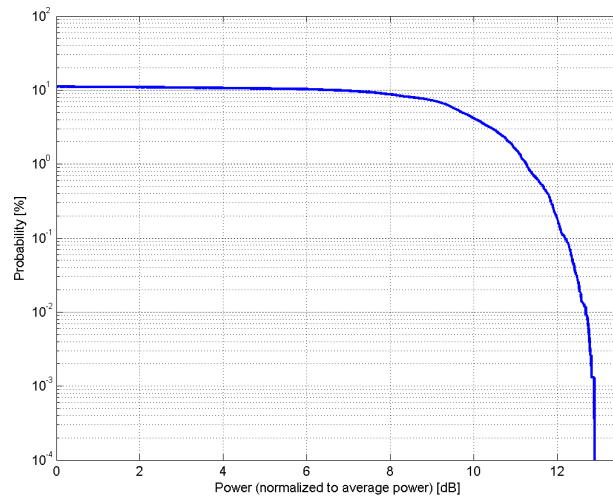
Time Domain

**Calibration Laboratory of
Schmid & Partner
Engineering AG**
Zeughausstrasse 43, 8004 Zurich, Switzerland

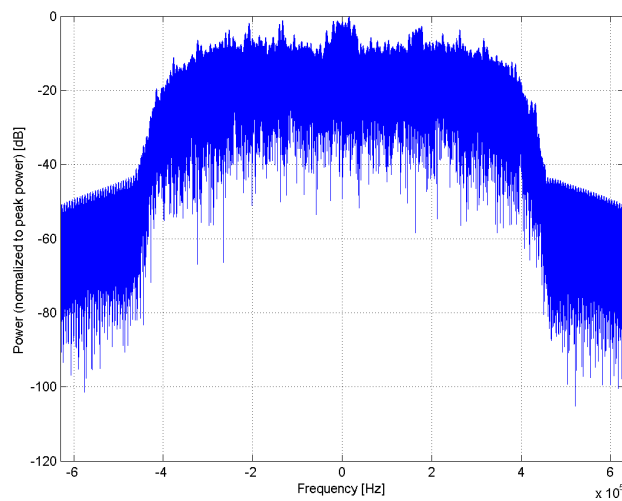
Name:	PHS (QPSK, BW 884MHz, Rolloff 0.38)
Group:	PHS
UID:	10279-CAA
PAR: ¹	12.18 dB
MIF: ²	3.25 dB
Standard Reference:	ARIB STANDARD RCR STD-28 VERSION 6.0
Category:	Periodic pulsed modulation
Modulation:	QPSK
Frequency Band:	PHS band large BW (1884.5-1893.5 MHz, 20192)
Detailed Specification:	Channel type: Traffic Data type: PN9 Active slot: 5th Frame: composed out of 8 slots Occupied bandwidth: 884kHz or less Rolloff factor: 0.38
Bandwidth:	0.9 MHz
Integration Time:	30.0 ms

¹ PAR (0.1%) in accordance with FCC KDB 971168, Section 6.0 "Measurement of the Peak-to-Average Power Ratio (PAPR)"

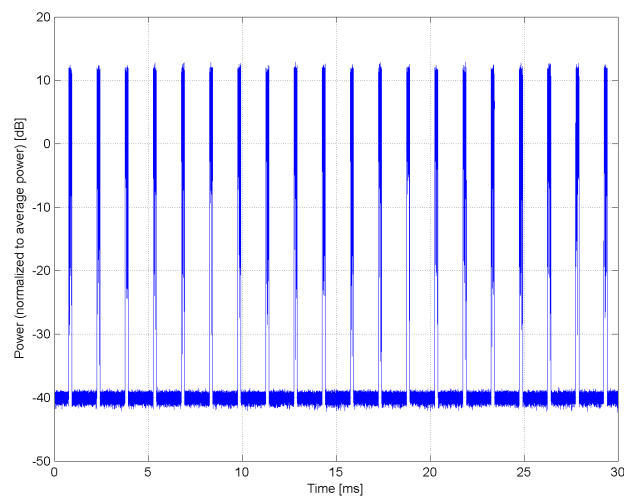
² Modulation Interference Factor (MIF) value valid only in conjunction with advanced probe response linearization calibration for the same communication system (same UID and version).



Complementary Cumulative Distribution Function (CCDF)



Frequency Domain



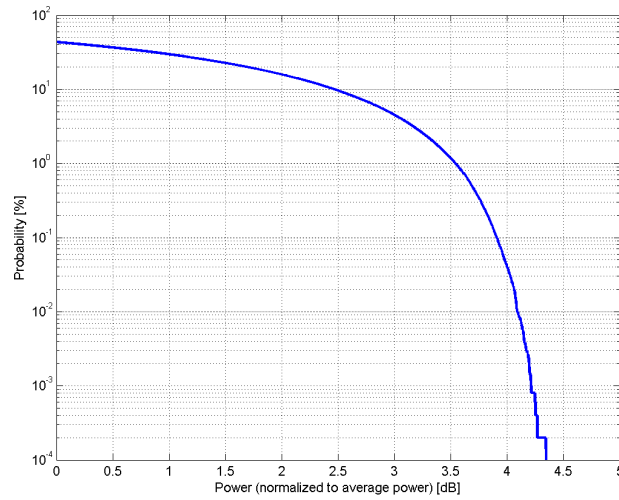
Time Domain

**Calibration Laboratory of
Schmid & Partner
Engineering AG**
Zeughausstrasse 43, 8004 Zurich, Switzerland

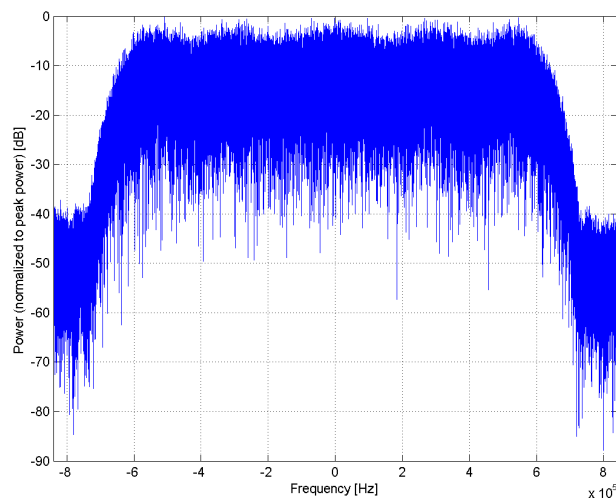
Name:	CDMA2000, RC1, SO55, Full Rate
Group:	CDMA2000
UID:	10290-AAB
PAR: ¹	3.91 dB
MIF: ²	-19.47 dB
Standard Reference:	3GPP2 C.S0002-C-1, Chapter 2.1.3.9.2.3 FCC OET KDB 941225 D01 SAR test for 3G devices (v02)
Category:	Random amplitude modulation
Modulation:	64-ary orthogonal
Frequency Band:	Band Class 0 (815.0-849.0 MHz, 20220) Band Class 1 (1850.0-1910.0 MHz, 20040) Band Class 2 (872.0-915.0 MHz, 20041) Band Class 3 (887.0-925.0 MHz, 20042) Band Class 4 (1750.0-1780.0 MHz, 20043) Band Class 5 (411.7-483.5 MHz, 20044) Band Class 6 (1920.0-1980.0 MHz, 20045) Band Class 7 (776.0-794.0 MHz, 20046) Band Class 8 (1710.0-1785.0 MHz, 20047) Band Class 9 (880.0-915.0 MHz, 20048) Band Class 10 (806.0-901.0 MHz, 20049) Band Class 11 (410.0-462.5 MHz, 20050) Band Class 12 (870.0-876.0 MHz, 20051) Band Class 13 (2500.0-2570.0 MHz, 20179) Band Class 14 (1850.0-1915.0 MHz, 20180) Band Class 15 (1710.0-1755.0 MHz, 20181) Band Class 16 (2502.0-2568.0 MHz, 20182) Band Class 18 (787.0-799.0 MHz, 20184) Band Class 19 (698.0-716.0 MHz, 20185) Band Class 20 (1626.5-1660.5 MHz, 20186) Band Class 21 (2000.0-2020.0 MHz, 20187)
Detailed Specification:	Radio Configuration 1 (RC1) Service Option 55 (SO55)
Bandwidth:	Full rate 1.2 MHz
Integration Time:	100.0 ms

¹ PAR (0.1%) in accordance with FCC KDB 971168, Section 6.0 "Measurement of the Peak-to-Average Power Ratio (PAPR)"

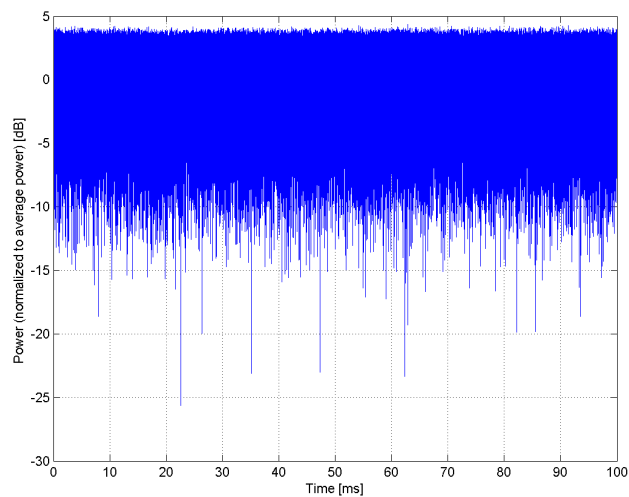
² Modulation Interference Factor (MIF) value valid only in conjunction with advanced probe response linearization calibration for the same communication system (same UID and version).



Complementary Cumulative Distribution Function (CCDF)



Frequency Domain



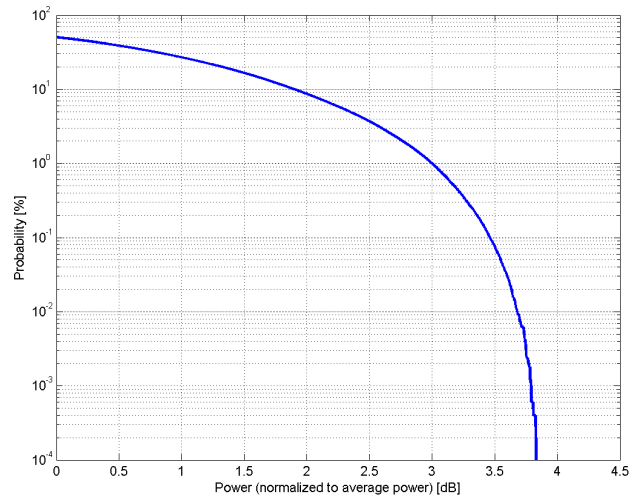
Time Domain

**Calibration Laboratory of
Schmid & Partner
Engineering AG**
Zeughausstrasse 43, 8004 Zurich, Switzerland

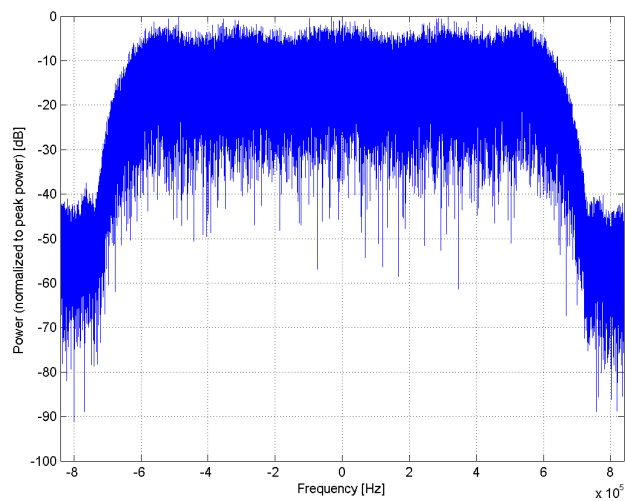
Name:	CDMA2000, RC3, SO55, Full Rate
Group:	CDMA2000
UID:	10291-AAB
PAR: ¹	3.46 dB
MIF: ²	-19.70 dB
Standard Reference:	3GPP2 C.S0002-C-1, Chapter 2.1.3.9.2.3 FCC OET KDB 941225 D01 SAR test for 3G devices (v02)
Category:	Random amplitude modulation
Modulation:	BPSK
Frequency Band:	Band Class 0 (815.0-849.0 MHz, 20220) Band Class 1 (1850.0-1910.0 MHz, 20040) Band Class 2 (872.0-915.0 MHz, 20041) Band Class 3 (887.0-925.0 MHz, 20042) Band Class 4 (1750.0-1780.0 MHz, 20043) Band Class 5 (411.7-483.5 MHz, 20044) Band Class 6 (1920.0-1980.0 MHz, 20045) Band Class 7 (776.0-794.0 MHz, 20046) Band Class 8 (1710.0-1785.0 MHz, 20047) Band Class 9 (880.0-915.0 MHz, 20048) Band Class 10 (806.0-901.0 MHz, 20049) Band Class 11 (410.0-462.5 MHz, 20050) Band Class 12 (870.0-876.0 MHz, 20051) Band Class 13 (2500.0-2570.0 MHz, 20179) Band Class 14 (1850.0-1915.0 MHz, 20180) Band Class 15 (1710.0-1755.0 MHz, 20181) Band Class 16 (2502.0-2568.0 MHz, 20182) Band Class 18 (787.0-799.0 MHz, 20184) Band Class 19 (698.0-716.0 MHz, 20185) Band Class 20 (1626.5-1660.5 MHz, 20186) Band Class 21 (2000.0-2020.0 MHz, 20187)
Detailed Specification:	Radio Configuration 3 (RC3) Service Option 55 (SO55)
Bandwidth:	Full frame rate 1.2 MHz
Integration Time:	100.0 ms

¹ PAR (0.1%) in accordance with FCC KDB 971168, Section 6.0 "Measurement of the Peak-to-Average Power Ratio (PAPR)"

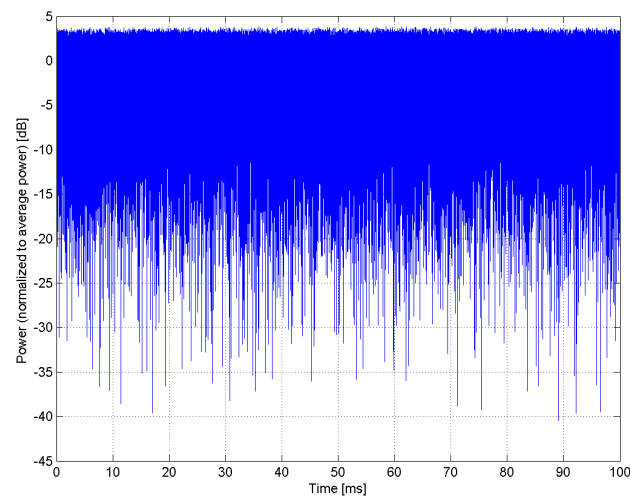
² Modulation Interference Factor (MIF) value valid only in conjunction with advanced probe response linearization calibration for the same communication system (same UID and version).



Complementary Cumulative Distribution Function (CCDF)



Frequency Domain



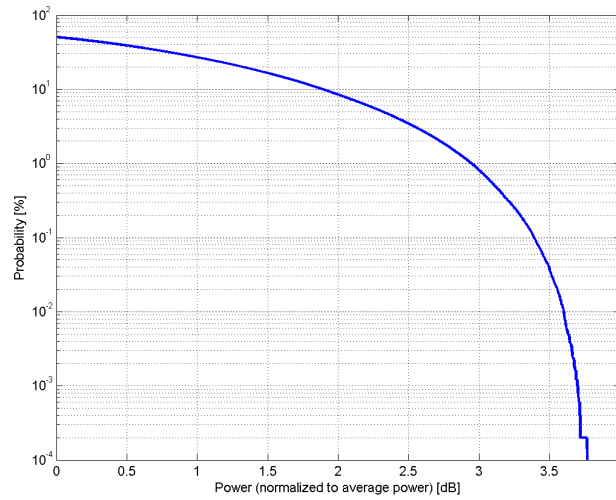
Time Domain

**Calibration Laboratory of
Schmid & Partner
Engineering AG**
Zeughausstrasse 43, 8004 Zurich, Switzerland

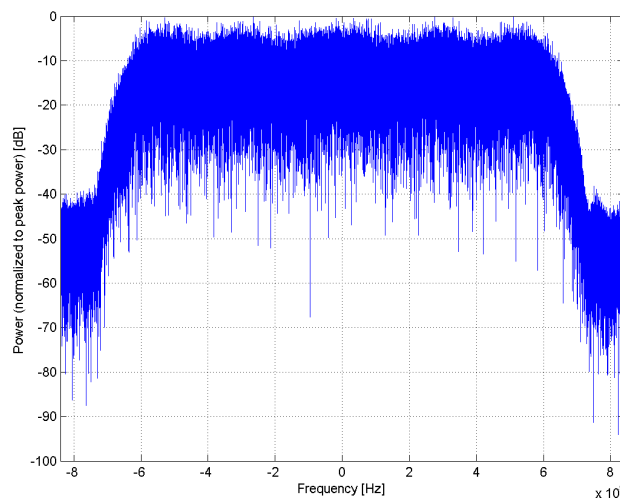
Name:	CDMA2000, RC3, SO32, Full Rate
Group:	CDMA2000
UID:	10292-AAB
PAR: ¹	3.39 dB
MIF: ²	-19.75 dB
Standard Reference:	3GPP2 C.S0002-C-1, Chapter 2.1.3.9.2.3 FCC OET KDB 941225 D01 SAR test for 3G devices (v02)
Category:	Random amplitude modulation
Modulation:	BPSK
Frequency Band:	Band Class 0 (815.0-849.0 MHz, 20220) Band Class 1 (1850.0-1910.0 MHz, 20040) Band Class 2 (872.0-915.0 MHz, 20041) Band Class 3 (887.0-925.0 MHz, 20042) Band Class 4 (1750.0-1780.0 MHz, 20043) Band Class 5 (411.7-483.5 MHz, 20044) Band Class 6 (1920.0-1980.0 MHz, 20045) Band Class 7 (776.0-794.0 MHz, 20046) Band Class 8 (1710.0-1785.0 MHz, 20047) Band Class 9 (880.0-915.0 MHz, 20048) Band Class 10 (806.0-901.0 MHz, 20049) Band Class 11 (410.0-462.5 MHz, 20050) Band Class 12 (870.0-876.0 MHz, 20051) Band Class 13 (2500.0-2570.0 MHz, 20179) Band Class 14 (1850.0-1915.0 MHz, 20180) Band Class 15 (1710.0-1755.0 MHz, 20181) Band Class 16 (2502.0-2568.0 MHz, 20182) Band Class 18 (787.0-799.0 MHz, 20184) Band Class 19 (698.0-716.0 MHz, 20185) Band Class 20 (1626.5-1660.5 MHz, 20186) Band Class 21 (2000.0-2020.0 MHz, 20187)
Detailed Specification:	Radio Configuration 3 (RC3) Service Option 32 (SO32) SCH0 disabled
Bandwidth:	Full frame rate 1.2 MHz
Integration Time:	100.0 ms

¹ PAR (0.1%) in accordance with FCC KDB 971168, Section 6.0 "Measurement of the Peak-to-Average Power Ratio (PAPR)"

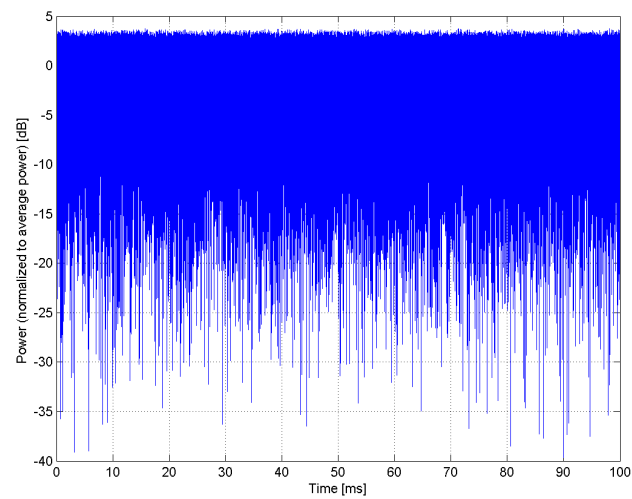
² Modulation Interference Factor (MIF) value valid only in conjunction with advanced probe response linearization calibration for the same communication system (same UID and version).



Complementary Cumulative Distribution Function (CCDF)



Frequency Domain



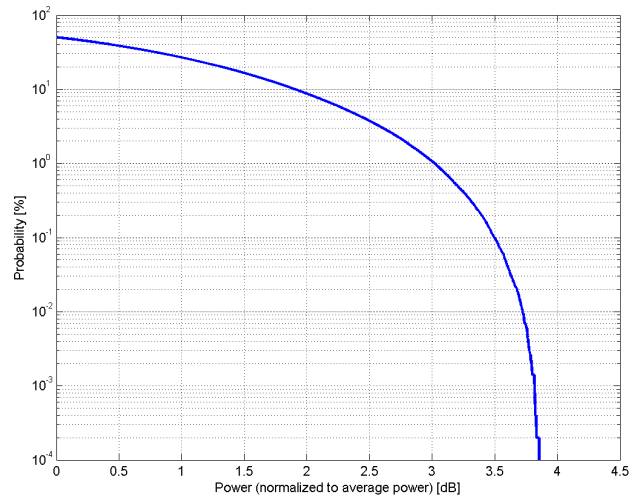
Time Domain

**Calibration Laboratory of
Schmid & Partner
Engineering AG**
Zeughausstrasse 43, 8004 Zurich, Switzerland

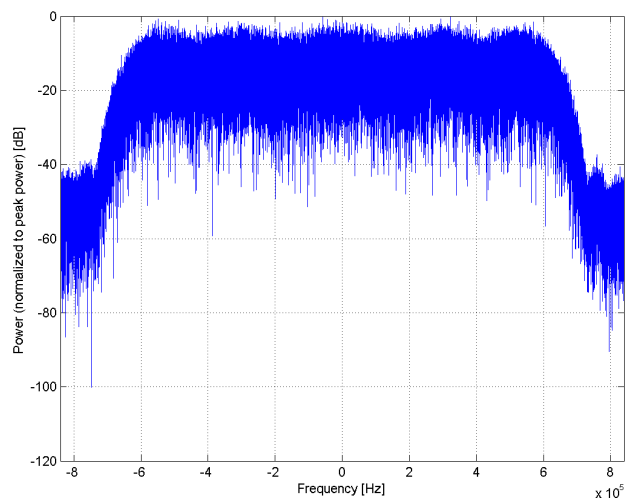
Name:	CDMA2000, RC3, SO3, Full Rate
Group:	CDMA2000
UID:	10293-AAB
PAR: ¹	3.50 dB
MIF: ²	-19.43 dB
Standard Reference:	3GPP2 C.S0002-C-1, Chapter 2.1.3.9.2.3 FCC OET KDB 941225 D01 SAR test for 3G devices (v02)
Category:	Random amplitude modulation
Modulation:	BPSK
Frequency Band:	Band Class 0 (815.0-849.0 MHz, 20220) Band Class 1 (1850.0-1910.0 MHz, 20040) Band Class 2 (872.0-915.0 MHz, 20041) Band Class 3 (887.0-925.0 MHz, 20042) Band Class 4 (1750.0-1780.0 MHz, 20043) Band Class 5 (411.7-483.5 MHz, 20044) Band Class 6 (1920.0-1980.0 MHz, 20045) Band Class 7 (776.0-794.0 MHz, 20046) Band Class 8 (1710.0-1785.0 MHz, 20047) Band Class 9 (880.0-915.0 MHz, 20048) Band Class 10 (806.0-901.0 MHz, 20049) Band Class 11 (410.0-462.5 MHz, 20050) Band Class 12 (870.0-876.0 MHz, 20051) Band Class 13 (2500.0-2570.0 MHz, 20179) Band Class 14 (1850.0-1915.0 MHz, 20180) Band Class 15 (1710.0-1755.0 MHz, 20181) Band Class 16 (2502.0-2568.0 MHz, 20182) Band Class 18 (787.0-799.0 MHz, 20184) Band Class 19 (698.0-716.0 MHz, 20185) Band Class 20 (1626.5-1660.5 MHz, 20186) Band Class 21 (2000.0-2020.0 MHz, 20187)
Detailed Specification:	Radio Configuration 3 (RC3) Service Option 3 (SO3) Speech codec: 8k EVRC (Enhanced Voice Rate Codec) Full frame rate
Bandwidth:	1.2 MHz
Integration Time:	100.0 ms

¹ PAR (0.1%) in accordance with FCC KDB 971168, Section 6.0 "Measurement of the Peak-to-Average Power Ratio (PAPR)"

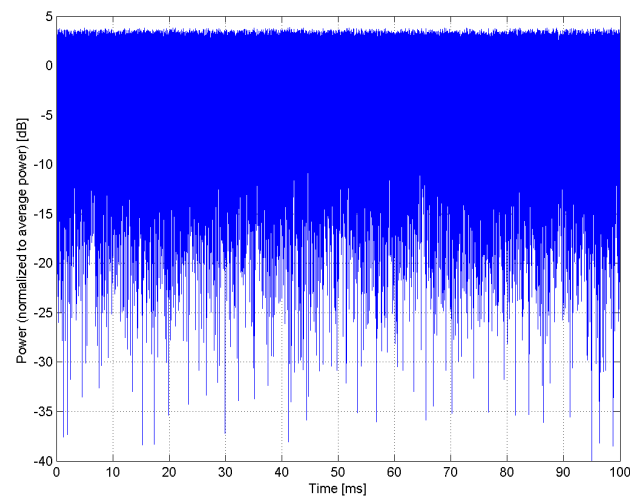
² Modulation Interference Factor (MIF) value valid only in conjunction with advanced probe response linearization calibration for the same communication system (same UID and version).



Complementary Cumulative Distribution Function (CCDF)



Frequency Domain



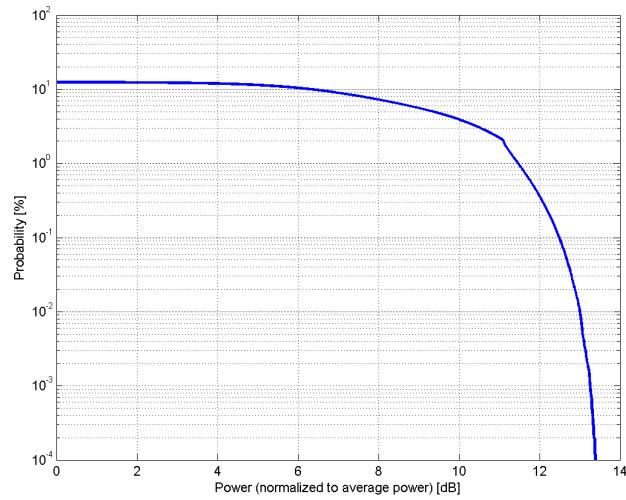
Time Domain

**Calibration Laboratory of
Schmid & Partner
Engineering AG**
Zeughausstrasse 43, 8004 Zurich, Switzerland

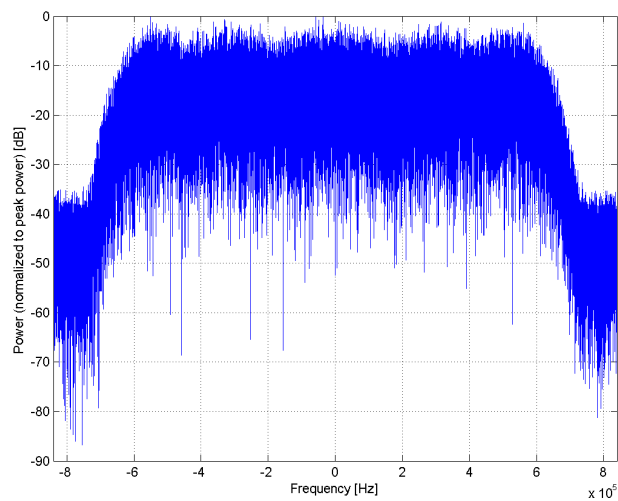
Name:	CDMA2000, RC1, SO3, 1/8th Rate 25 fr.
Group:	CDMA2000
UID:	10295-AAB
PAR: ¹	12.49 dB
MIF: ²	3.26 dB
Standard Reference:	3GPP2 C.S0002-C-1, Chapter 2.1.3.9.2.3 FCC OET KDB 941225 D01 SAR test for 3G devices (v02)
Category:	Random amplitude modulation
Modulation:	64-ary orthogonal
Frequency Band:	Band Class 0 (815.0-849.0 MHz, 20220) Band Class 1 (1850.0-1910.0 MHz, 20040) Band Class 2 (872.0-915.0 MHz, 20041) Band Class 3 (887.0-925.0 MHz, 20042) Band Class 4 (1750.0-1780.0 MHz, 20043) Band Class 5 (411.7-483.5 MHz, 20044) Band Class 6 (1920.0-1980.0 MHz, 20045) Band Class 7 (776.0-794.0 MHz, 20046) Band Class 8 (1710.0-1785.0 MHz, 20047) Band Class 9 (880.0-915.0 MHz, 20048) Band Class 10 (806.0-901.0 MHz, 20049) Band Class 11 (410.0-462.5 MHz, 20050) Band Class 12 (870.0-876.0 MHz, 20051) Band Class 13 (2500.0-2570.0 MHz, 20179) Band Class 14 (1850.0-1915.0 MHz, 20180) Band Class 15 (1710.0-1755.0 MHz, 20181) Band Class 16 (2502.0-2568.0 MHz, 20182) Band Class 18 (787.0-799.0 MHz, 20184) Band Class 19 (698.0-716.0 MHz, 20185) Band Class 20 (1626.5-1660.5 MHz, 20186) Band Class 21 (2000.0-2020.0 MHz, 20187)
Detailed Specification:	Radio Configuration 1 (RC1) Service Option 3 (SO3) Speech codec: 8k EVRC (Enhanced Voice Rate Codec) 1/8th frame rate
Bandwidth:	1.2 MHz
Integration Time:	500.0 ms

¹ PAR (0.1%) in accordance with FCC KDB 971168, Section 6.0 "Measurement of the Peak-to-Average Power Ratio (PAPR)"

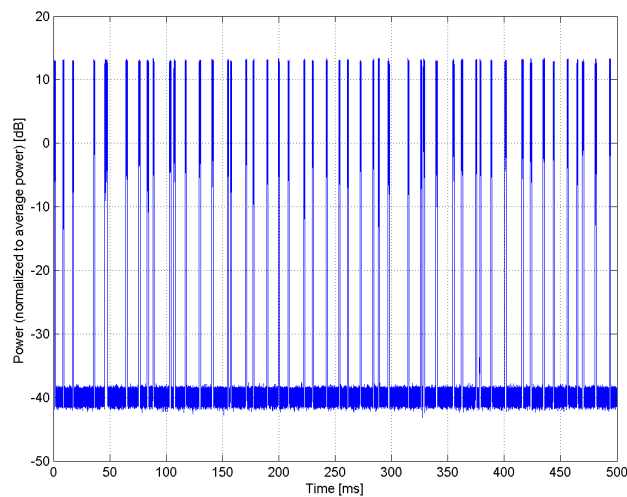
² Modulation Interference Factor (MIF) value valid only in conjunction with advanced probe response linearization calibration for the same communication system (same UID and version).



Complementary Cumulative Distribution Function (CCDF)



Frequency Domain



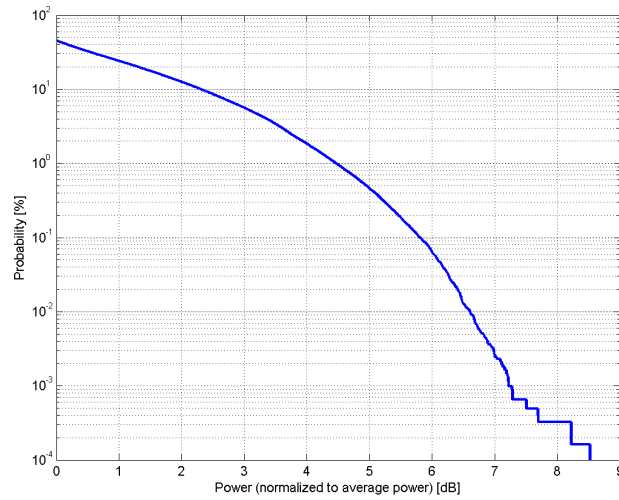
Time Domain

**Calibration Laboratory of
Schmid & Partner
Engineering AG**
Zeughausstrasse 43, 8004 Zurich, Switzerland

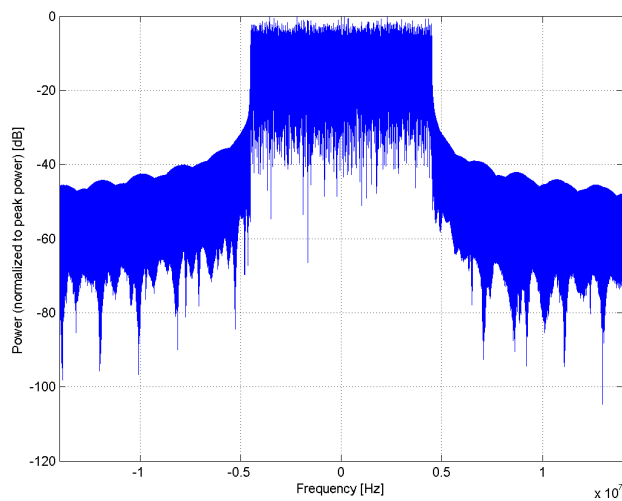
Name:	LTE-FDD (SC-FDMA, 50% RB, 20 MHz, QPSK)
Group:	LTE-FDD
UID:	10297-AAD
PAR: ¹	5.81 dB
MIF: ²	-21.56 dB
Standard Reference:	3GPP / ETSI TS 136.101 V8.4.0 3GPP / ETSI TS 136.213 V8.4.0 FCC OET KDB 941225 D05 SAR for LTE Devices v01 Random amplitude modulation
Category:	QPSK
Modulation:	QPSK
Frequency Band:	Band 1, E-UTRA/FDD (1920.0 - 1980.0 MHz) Band 2, E-UTRA/FDD (1850.0 - 1910.0 MHz) Band 3, E-UTRA/FDD (1710.0 - 1785.0 MHz) Band 4, E-UTRA/FDD (1710.0 - 1755.0 MHz) Band 7, E-UTRA/FDD (2500.0 - 2570.0 MHz) Band 9, E-UTRA/FDD (1749.9 - 1784.9 MHz) Band 10, E-UTRA/FDD (1710.0 - 1770.0 MHz) Band 20, E-UTRA/FDD (832.0 - 862.0 MHz) Band 22, E-UTRA/FDD (3410.0 - 3490.0 MHz) Band 23, E-UTRA/FDD (2000.0 - 2020.0 MHz) Band 25, E-UTRA/FDD (1850.0 - 1915.0 MHz) Band 28 E-UTRA/FDD (703.0 - 748.0 MHz) Band 65, E-UTRA/FDD (1920.0 - 2010.0 MHz) Band 66, E-UTRA/FDD (1710.0 - 1780.0 MHz) Band 70, E-UTRA/FDD (1695.0 - 1710.0 MHz) Band 71, E-UTRA/FDD (663.0 - 698.0 MHz) Band 74, E-UTRA/FDD (1427.0 - 1470.0 MHz) Validation band (0.0 - 6000.0 MHz)
Detailed Specification:	Modulation Scheme: SC-FDMA Number of PUSCHs: 1 Settings for Subframe #0 to #9: Modulation Scheme: QPSK Data Type: UL-SCH Number RB: 50 Transport Block Size: 4392 TBS Index: 5 MCS Index: 5 Data Type: PN9
Bandwidth:	20.0 MHz
Integration Time:	10.0 ms

¹ PAR (0.1%) in accordance with FCC KDB 971168, Section 6.0 "Measurement of the Peak-to-Average Power Ratio (PAPR)"

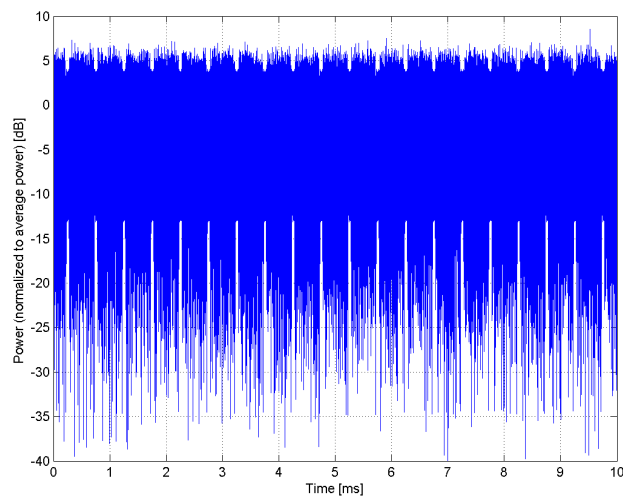
² Modulation Interference Factor (MIF) value valid only in conjunction with advanced probe response linearization calibration for the same communication system (same UID and version).



Complementary Cumulative Distribution Function (CCDF)



Frequency Domain



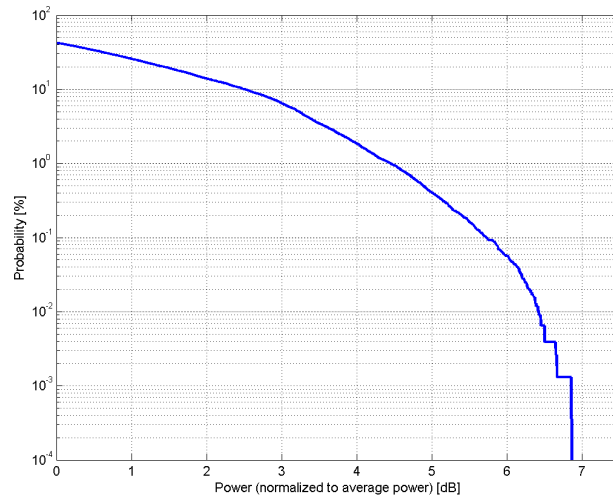
Time Domain

**Calibration Laboratory of
Schmid & Partner
Engineering AG**
Zeughausstrasse 43, 8004 Zurich, Switzerland

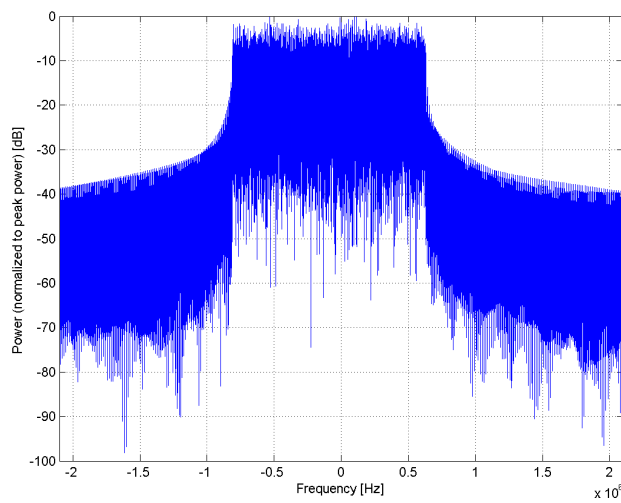
Name:	LTE-FDD (SC-FDMA, 50% RB, 3 MHz, QPSK)
Group:	LTE-FDD
UID:	10298-AAD
PAR: ¹	5.72 dB
MIF: ²	-20.24 dB
Standard Reference:	3GPP / ETSI TS 136.101 V8.4.0 3GPP / ETSI TS 136.213 V8.4.0 FCC OET KDB 941225 D05 SAR for LTE Devices v01
Category:	Random amplitude modulation
Modulation:	QPSK
Frequency Band:	Band 2, E-UTRA/FDD (1850.0 - 1910.0 MHz) Band 3, E-UTRA/FDD (1710.0 - 1785.0 MHz) Band 4, E-UTRA/FDD (1710.0 - 1755.0 MHz) Band 5, E-UTRA/FDD (824.0 - 849.0 MHz) Band 8, E-UTRA/FDD (880.0 - 915.0 MHz) Band 12, E-UTRA/FDD (699.0 - 716.0 MHz) Band 23, E-UTRA/FDD (2000.0 - 2020.0 MHz) Band 25, E-UTRA/FDD (1850.0 - 1915.0 MHz) Band 26 E-UTRA/FDD (814.0 - 849.0 MHz) Band 27 E-UTRA/FDD (807.0 - 824.0 MHz) Band 28 E-UTRA/FDD (703.0 - 748.0 MHz) Band 31, E-UTRA/FDD (452.5 - 457.5 MHz) Band 66, E-UTRA/FDD (1710.0 - 1780.0 MHz) Band 72, E-UTRA/FDD (451.0 - 456.0 MHz) Band 73, E-UTRA/FDD (450.0 - 455.0 MHz) Band 74, E-UTRA/FDD (1427.0 - 1470.0 MHz) Validation band (0.0 - 6000.0 MHz)
Detailed Specification:	Modulation Scheme: SC-FDMA Number of PUSCHs: 1 Settings for Subframe #0 to #9: Modulation Scheme: QPSK Data Type: UL-SCH Number RB: 8 Transport Block Size: 680 TBS Index: 5 MCS Index: 5 Data Type: PN9
Bandwidth:	3.0 MHz
Integration Time:	10.0 ms

¹ PAR (0.1%) in accordance with FCC KDB 971168, Section 6.0 "Measurement of the Peak-to-Average Power Ratio (PAPR)"

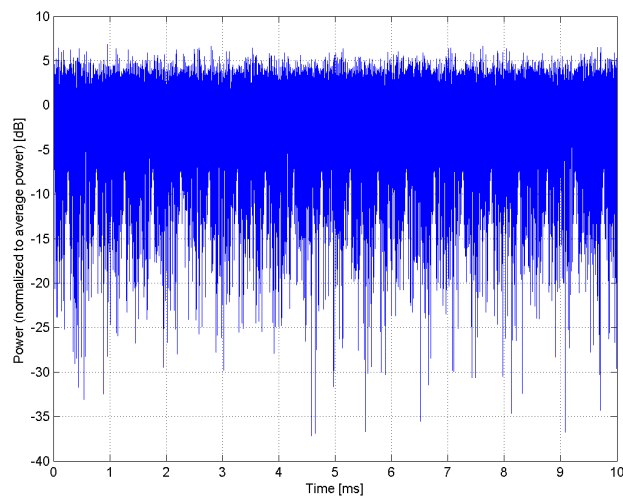
² Modulation Interference Factor (MIF) value valid only in conjunction with advanced probe response linearization calibration for the same communication system (same UID and version).



Complementary Cumulative Distribution Function (CCDF)



Frequency Domain



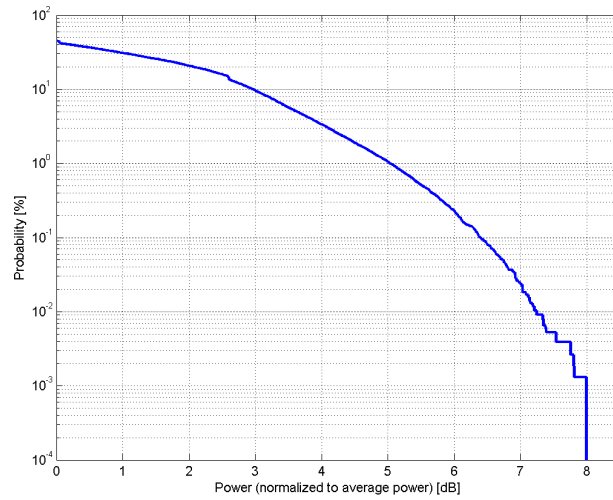
Time Domain

**Calibration Laboratory of
Schmid & Partner
Engineering AG**
Zeughausstrasse 43, 8004 Zurich, Switzerland

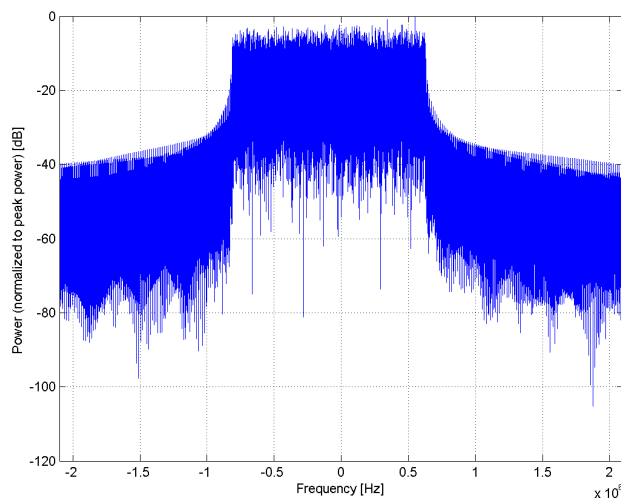
Name:	LTE-FDD (SC-FDMA, 50% RB, 3 MHz, 16-QAM)
Group:	LTE-FDD
UID:	10299-AAD
PAR: ¹	6.39 dB
MIF: ²	-14.38 dB
Standard Reference:	3GPP / ETSI TS 136.101 V8.4.0 3GPP / ETSI TS 136.213 V8.4.0 FCC OET KDB 941225 D05 SAR for LTE Devices v01 Random amplitude modulation
Category:	16-QAM
Modulation:	
Frequency Band:	Band 2, E-UTRA/FDD (1850.0 - 1910.0 MHz) Band 3, E-UTRA/FDD (1710.0 - 1785.0 MHz) Band 4, E-UTRA/FDD (1710.0 - 1755.0 MHz) Band 5, E-UTRA/FDD (824.0 - 849.0 MHz) Band 8, E-UTRA/FDD (880.0 - 915.0 MHz) Band 12, E-UTRA/FDD (699.0 - 716.0 MHz) Band 23, E-UTRA/FDD (2000.0 - 2020.0 MHz) Band 25, E-UTRA/FDD (1850.0 - 1915.0 MHz) Band 26 E-UTRA/FDD (814.0 - 849.0 MHz) Band 27 E-UTRA/FDD (807.0 - 824.0 MHz) Band 28 E-UTRA/FDD (703.0 - 748.0 MHz) Band 31, E-UTRA/FDD (452.5 - 457.5 MHz) Band 66, E-UTRA/FDD (1710.0 - 1780.0 MHz) Band 72, E-UTRA/FDD (451.0 - 456.0 MHz) Band 73, E-UTRA/FDD (450.0 - 455.0 MHz) Band 74, E-UTRA/FDD (1427.0 - 1470.0 MHz) Validation band (0.0 - 6000.0 MHz)
Detailed Specification:	Modulation Scheme: SC-FDMA Number of PUSCHs: 1 Settings for Subframe #0 to #9: Modulation Scheme: 16QAM Data Type: UL-SCH Number RB: 8 Transport Block Size: 2280 TBS Index: 14 MCS Index: 15 Data Type: PN9
Bandwidth:	3.0 MHz
Integration Time:	10.0 ms

¹ PAR (0.1%) in accordance with FCC KDB 971168, Section 6.0 "Measurement of the Peak-to-Average Power Ratio (PAPR)"

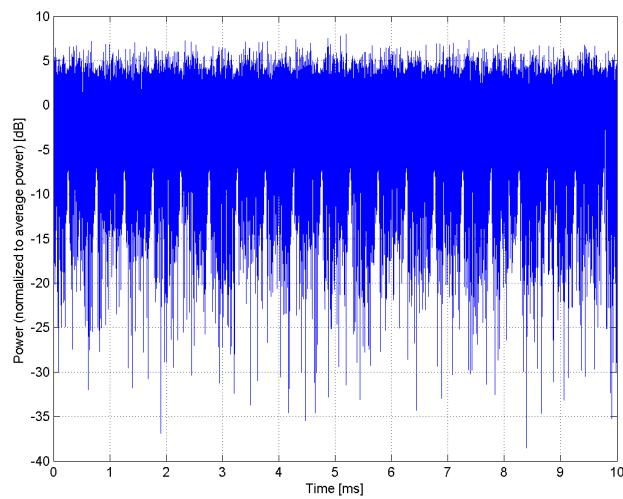
² Modulation Interference Factor (MIF) value valid only in conjunction with advanced probe response linearization calibration for the same communication system (same UID and version).



Complementary Cumulative Distribution Function (CCDF)



Frequency Domain



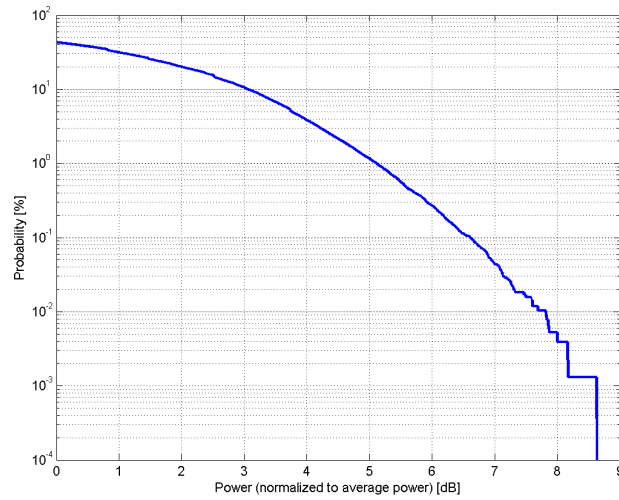
Time Domain

**Calibration Laboratory of
Schmid & Partner
Engineering AG**
Zeughausstrasse 43, 8004 Zurich, Switzerland

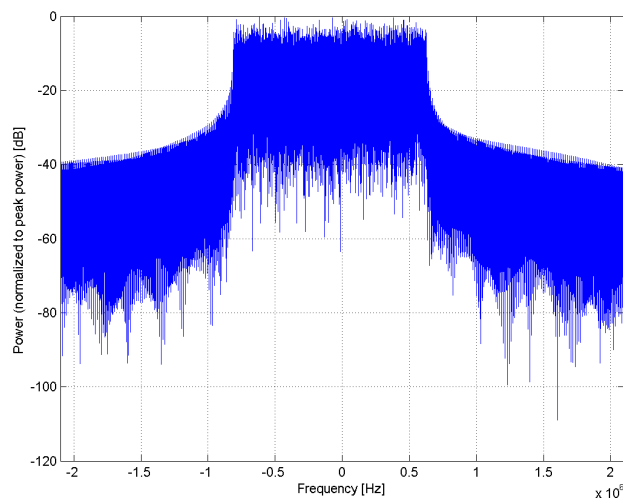
Name:	LTE-FDD (SC-FDMA, 50% RB, 3 MHz, 64-QAM)
Group:	LTE-FDD
UID:	10300-AAD
PAR: ¹	6.60 dB
MIF: ²	-13.14 dB
Standard Reference:	3GPP / ETSI TS 136.101 V8.4.0 3GPP / ETSI TS 136.213 V8.4.0 FCC OET KDB 941225 D05 SAR for LTE Devices v01 Random amplitude modulation
Category:	64-QAM
Modulation:	64-QAM
Frequency Band:	Band 2, E-UTRA/FDD (1850.0 - 1910.0 MHz) Band 3, E-UTRA/FDD (1710.0 - 1785.0 MHz) Band 4, E-UTRA/FDD (1710.0 - 1755.0 MHz) Band 5, E-UTRA/FDD (824.0 - 849.0 MHz) Band 8, E-UTRA/FDD (880.0 - 915.0 MHz) Band 12, E-UTRA/FDD (699.0 - 716.0 MHz) Band 23, E-UTRA/FDD (2000.0 - 2020.0 MHz) Band 25, E-UTRA/FDD (1850.0 - 1915.0 MHz) Band 26 E-UTRA/FDD (814.0 - 849.0 MHz) Band 27 E-UTRA/FDD (807.0 - 824.0 MHz) Band 28 E-UTRA/FDD (703.0 - 748.0 MHz) Band 31, E-UTRA/FDD (452.5 - 457.5 MHz) Band 66, E-UTRA/FDD (1710.0 - 1780.0 MHz) Band 72, E-UTRA/FDD (451.0 - 456.0 MHz) Band 73, E-UTRA/FDD (450.0 - 455.0 MHz) Band 74, E-UTRA/FDD (1427.0 - 1470.0 MHz) Validation band (0.0 - 6000.0 MHz)
Detailed Specification:	Modulation Scheme: SC-FDMA Number of PUSCHs: 1 Settings for Subframe #0 to #9: Modulation Scheme: 64QAM Data Type: UL-SCH Number RB: 8 Transport Block Size: 4584 TBS Index: 23 MCS Index: 25 Data Type: PN9
Bandwidth:	3.0 MHz
Integration Time:	10.0 ms

¹ PAR (0.1%) in accordance with FCC KDB 971168, Section 6.0 "Measurement of the Peak-to-Average Power Ratio (PAPR)"

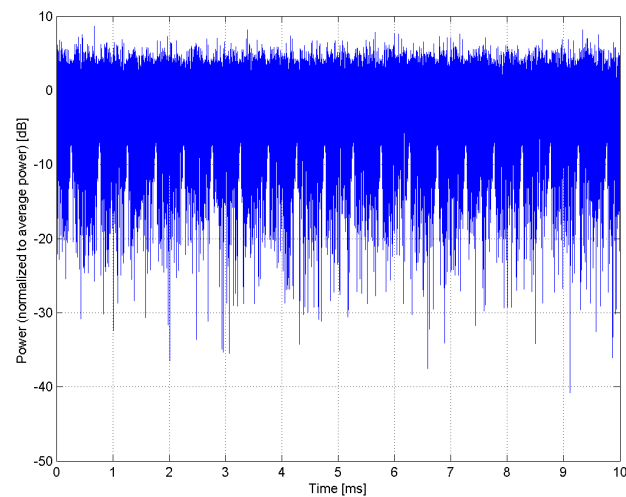
² Modulation Interference Factor (MIF) value valid only in conjunction with advanced probe response linearization calibration for the same communication system (same UID and version).



Complementary Cumulative Distribution Function (CCDF)



Frequency Domain



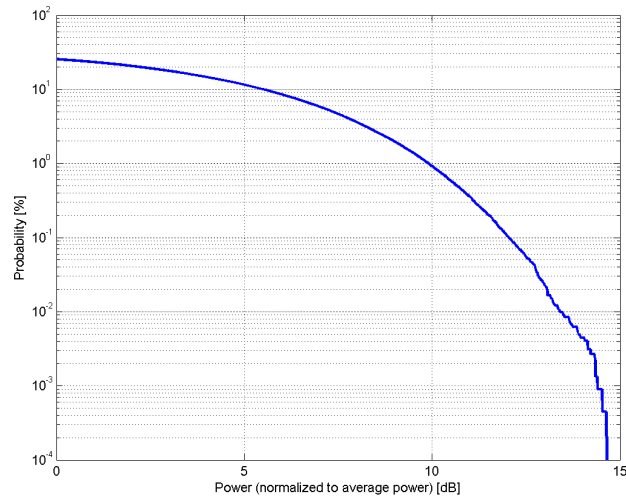
Time Domain

**Calibration Laboratory of
Schmid & Partner
Engineering AG**
Zeughausstrasse 43, 8004 Zurich, Switzerland

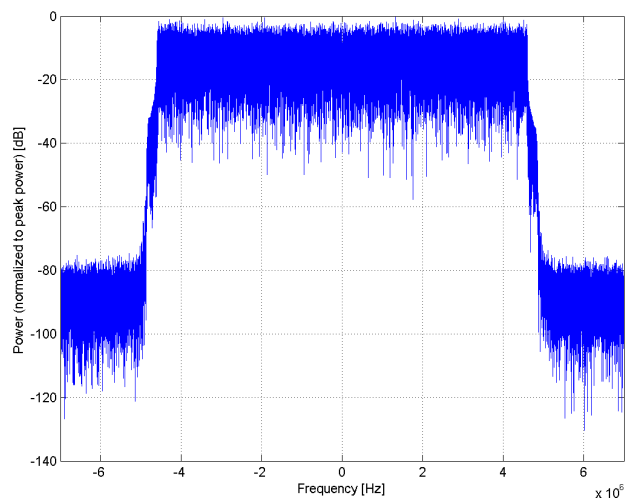
Name:	IEEE 802.16e WiMAX (29:18, 5ms, 10MHz, QPSK, PUSC)
Group:	WiMAX
UID:	10301-AAA
PAR: ¹	12.03 dB
MIF: ²	-1.38 dB
Standard Reference:	FCC 802.16e WiMax SARGuidance v01 (615223 D01)
Category:	IEEE802.16e-2005 P802.16Rev2/D3 WirelessMAN-OFDMA Random amplitude modulation
Modulation:	QPSK
Frequency Band:	Band Class 1 (2300.0-2400.0 MHz, 20075) Band Class 3 (2496.0-2690.0 MHz, 20076) Band Class 5 (3400.0-3800.0 MHz, 20077) Band Class 6, AWS (1710.0-1755.0 MHz, 20078)
Detailed Specification:	Transmission: OFDMA DL:UL Symbols Ratio: 29:18 Frame Size: 5ms Bandwidth: 10MHz Modulation Scheme: QPSK(CTC)1/2 FFT Size: 1024 Sampling Factor: 28/25 Sampling Frequency: 44.8 MHz Oversampling Ratio: 4 Subcarrier Spacing: 10.9375 kHz TTG, RTG: 105 us, 60 us Numbers of DL Symbols active: 0 Numbers of UL Symbols active: 18 traffic symbols UL Zone Types: PUSC
Bandwidth:	10.0 MHz
Integration Time:	5.0 ms

¹ PAR (0.1%) in accordance with FCC KDB 971168, Section 6.0 "Measurement of the Peak-to-Average Power Ratio (PAPR)"

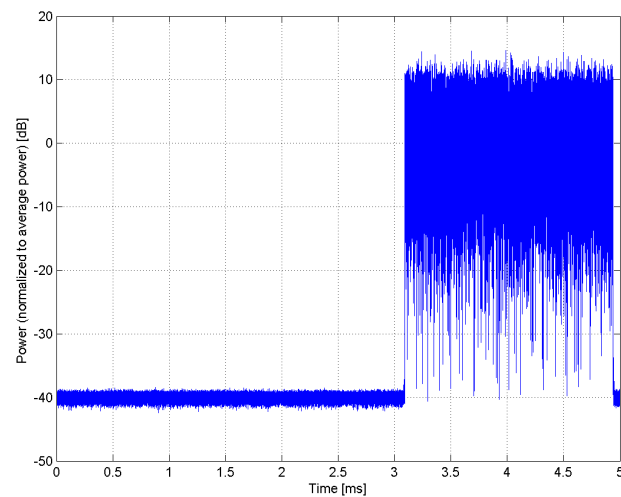
² Modulation Interference Factor (MIF) value valid only in conjunction with advanced probe response linearization calibration for the same communication system (same UID and version).



Complementary Cumulative Distribution Function (CCDF)



Frequency Domain



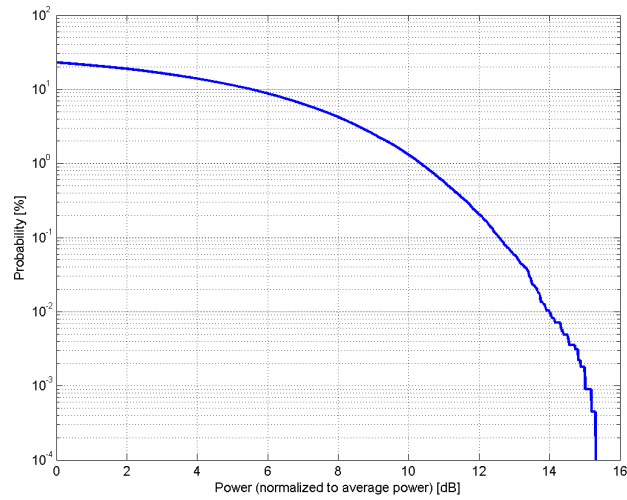
Time Domain

**Calibration Laboratory of
Schmid & Partner
Engineering AG**
Zeughausstrasse 43, 8004 Zurich, Switzerland

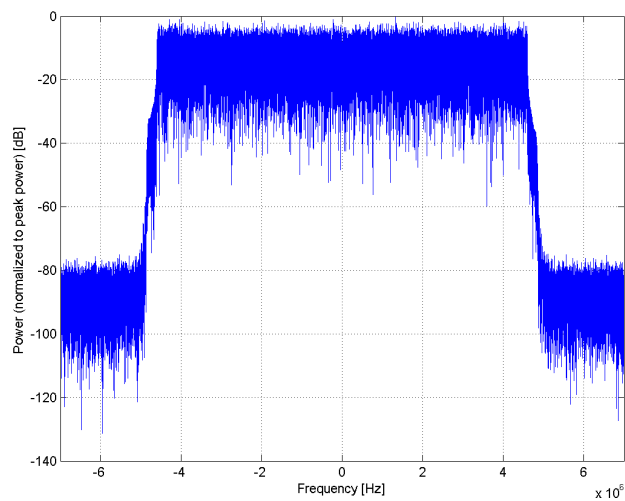
Name:	IEEE 802.16e WiMAX (29:18, 5ms, 10MHz, QPSK, PUSC, 3 CTRL symbols)
Group:	WiMAX
UID:	10302-AAA
PAR: ¹	12.57 dB
MIF: ²	-0.84 dB
Standard Reference:	FCC 802.16e WiMax SARGuidance v01 (615223 D01)
Category:	IEEE802.16e-2005 P802.16Rev2/D3 WirelessMAN-OFDMA Random amplitude modulation
Modulation:	QPSK
Frequency Band:	Band Class 1 (2300.0-2400.0 MHz, 20075) Band Class 3 (2496.0-2690.0 MHz, 20076) Band Class 5 (3400.0-3800.0 MHz, 20077) Band Class 6, AWS (1710.0-1755.0 MHz, 20078)
Detailed Specification:	Transmission: OFDMA DL:UL Symbols Ratio: 29:18 Frame Size: 5ms Bandwidth: 10MHz Modulation Scheme: QPSK(CTC)1/2 FFT Size: 1024 Sampling Factor: 28/25 Sampling Frequency: 44.8 MHz Oversampling Ratio: 4 Subcarrier Spacing: 10.9375 kHz TTG, RTG: 105 us, 60 us Numbers of DL Symbols active: 0 Numbers of UL Symbols active: 18 (15 traffic symbols + 3 control symbols) UL Zone Types: PUSC
Bandwidth:	10.0 MHz
Integration Time:	5.0 ms

¹ PAR (0.1%) in accordance with FCC KDB 971168, Section 6.0 "Measurement of the Peak-to-Average Power Ratio (PAPR)"

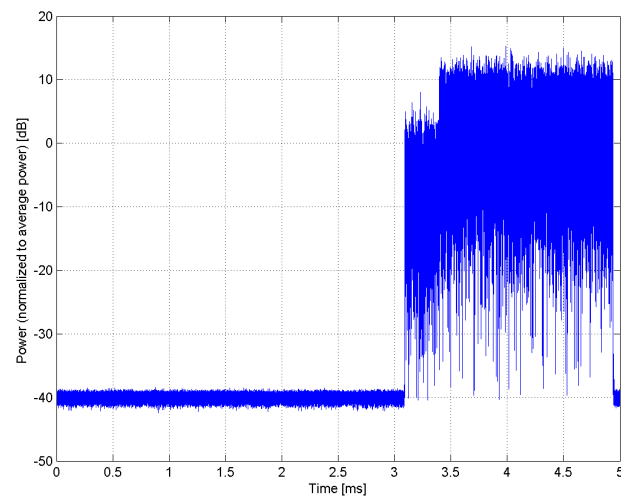
² Modulation Interference Factor (MIF) value valid only in conjunction with advanced probe response linearization calibration for the same communication system (same UID and version).



Complementary Cumulative Distribution Function (CCDF)



Frequency Domain



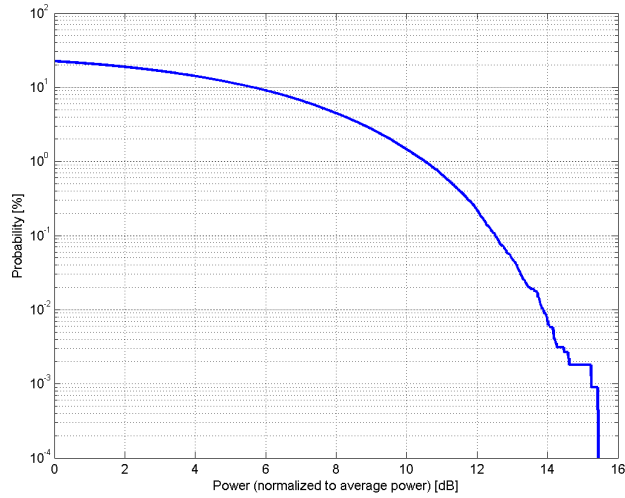
Time Domain

**Calibration Laboratory of
Schmid & Partner
Engineering AG**
Zeughausstrasse 43, 8004 Zurich, Switzerland

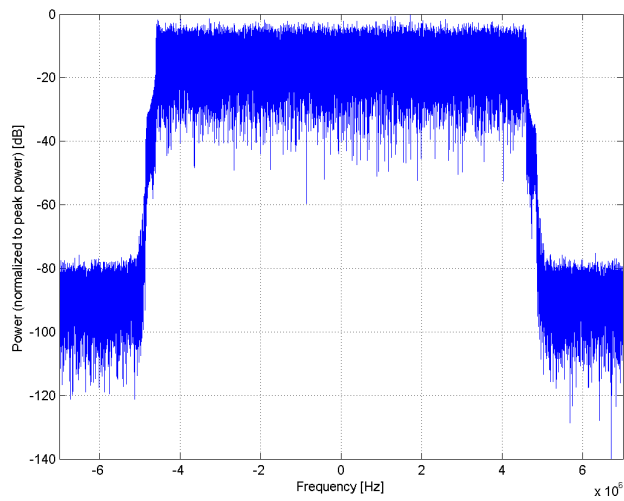
Name:	IEEE 802.16e WiMAX (31:15, 5ms, 10MHz, 64QAM, PUSC)
Group:	WiMAX
UID:	10303-AAA
PAR: ¹	12.52 dB
MIF: ²	-0.53 dB
Standard Reference:	FCC 802.16e WiMax SARGuidance v01 (615223 D01) IEEE802.16e-2005 P802.16Rev2/D3 WirelessMAN-OFDMA
Category:	Random amplitude modulation
Modulation:	64-QAM
Frequency Band:	Band Class 1 (2300.0-2400.0 MHz, 20075) Band Class 3 (2496.0-2690.0 MHz, 20076) Band Class 5 (3400.0-3800.0 MHz, 20077) Band Class 6, AWS (1710.0-1755.0 MHz, 20078)
Detailed Specification:	Transmission: OFDMA DL:UL Symbols Ratio: 31:15 Frame Size: 5ms Bandwidth: 10MHz Modulation Scheme: 64QAM(CTC) 5/6 FFT Size: 1024 Sampling Factor: 28/25 Sampling Frequency: 44.8 MHz Oversampling Ratio: 4 Subcarrier Spacing: 10.9375 kHz TTG, RTG: 2 us, 60 us Numbers of DL Symbols active: 0 Numbers of UL Symbols active: 15 traffic symbols UL Zone Types: PUSC
Bandwidth:	10.0 MHz
Integration Time:	5.0 ms

¹ PAR (0.1%) in accordance with FCC KDB 971168, Section 6.0 "Measurement of the Peak-to-Average Power Ratio (PAPR)"

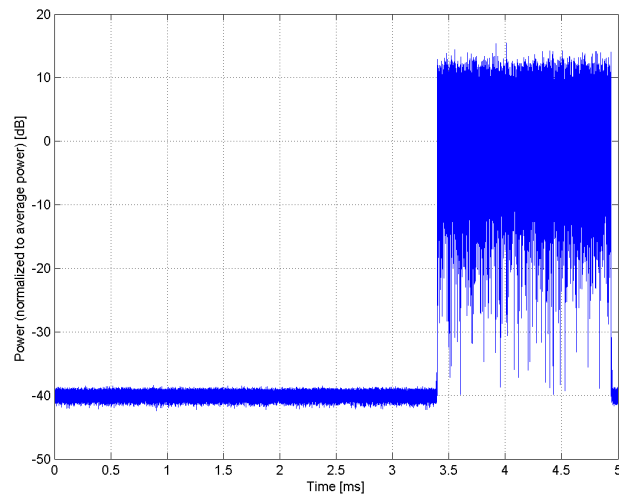
² Modulation Interference Factor (MIF) value valid only in conjunction with advanced probe response linearization calibration for the same communication system (same UID and version).



Complementary Cumulative Distribution Function (CCDF)



Frequency Domain

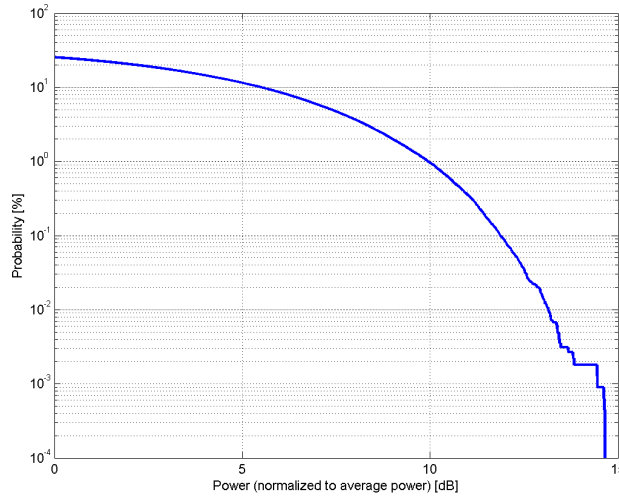


Time Domain

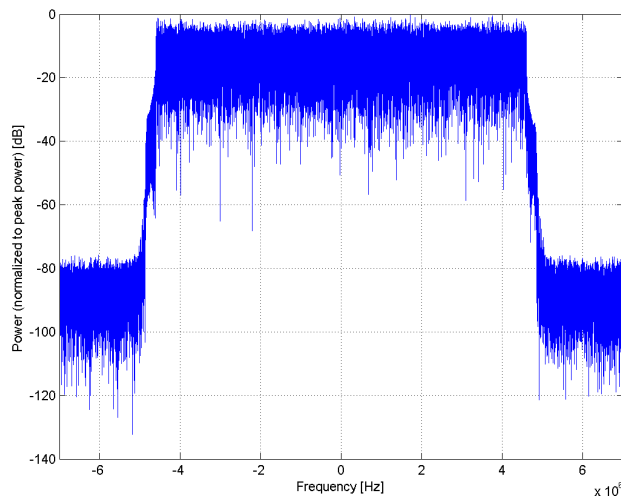
Name:	IEEE 802.16e WiMAX (29:18, 5ms, 10MHz, 64QAM, PUSC)
Group:	WiMAX
UID:	10304-AAA
PAR: ¹	11.86 dB
MIF: ²	-1.39 dB
Standard Reference:	FCC 802.16e WiMax SARGuidance v01 (615223 D01)
Category:	IEEE802.16e-2005 P802.16Rev2/D3 WirelessMAN-OFDMA
Modulation:	Random amplitude modulation
Modulation:	64-QAM
Frequency Band:	Band Class 1 (2300.0-2400.0 MHz, 20075) Band Class 3 (2496.0-2690.0 MHz, 20076) Band Class 5 (3400.0-3800.0 MHz, 20077) Band Class 6, AWS (1710.0-1755.0 MHz, 20078)
Detailed Specification:	Transmission: OFDMA DL:UL Symbols Ratio: 29:18 Frame Size: 5ms Bandwidth: 10MHz Modulation Scheme: 64QAM(CTC)5/6 FFT Size: 1024 Sampling Factor: 28/25 Sampling Frequency: 44.8 MHz Oversampling Ratio: 4 Subcarrier Spacing: 10.9375 kHz TTG, RTG: 105 us, 60 us Numbers of DL Symbols active: 0 Numbers of UL Symbols active: 18 traffic symbols UL Zone Types: PUSC
Bandwidth:	10.0 MHz
Integration Time:	5.0 ms

¹ PAR (0.1%) in accordance with FCC KDB 971168, Section 6.0 "Measurement of the Peak-to-Average Power Ratio (PAPR)"

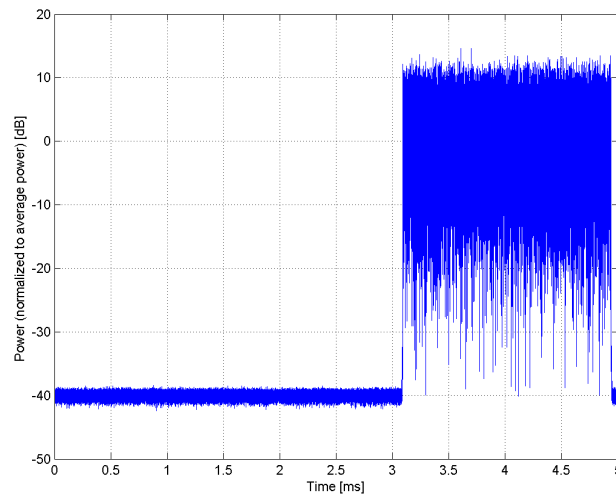
² Modulation Interference Factor (MIF) value valid only in conjunction with advanced probe response linearization calibration for the same communication system (same UID and version).



Complementary Cumulative Distribution Function (CCDF)



Frequency Domain



Time Domain

Name: **IEEE 802.16e WiMAX (31:15, 10ms, 10MHz, 64QAM, PUSC, 15 symbols)**

Group: WiMAX
UID: 10305-AAA

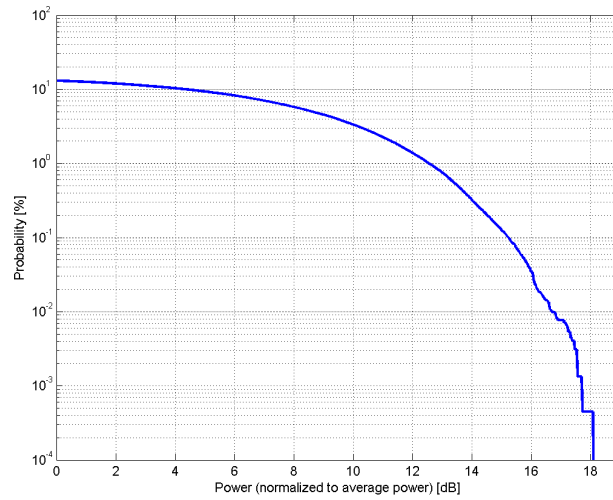
PAR: ¹ **15.24 dB**
MIF: ² **1.74 dB**

Standard Reference: FCC 802.16e WiMax SARGuidance v01 (615223 D01)
Category: IEEE802.16e-2005 P802.16Rev2/D3 WirelessMAN-OFDMA
Random amplitude modulation
Modulation: 64-QAM
Frequency Band: Band Class 1 (2300.0-2400.0 MHz, 20075)

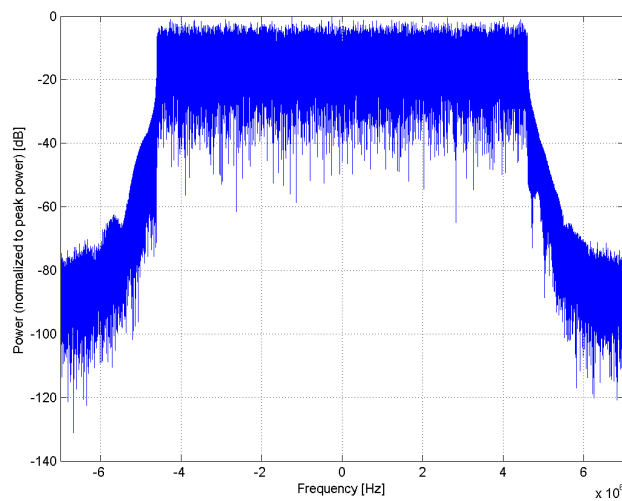
Band Class 3 (2496.0-2690.0 MHz, 20076)
Band Class 5 (3400.0-3800.0 MHz, 20077)
Band Class 6, AWS (1710.0-1755.0 MHz, 20078)
Detailed Specification: Transmission: OFDMA
DL:UL Symbols Ratio: 31:15
Frame Size: 10ms
Bandwidth: 10MHz
Modulation Scheme: 64QAM(CTC) 5/6
FFT Size: 1024
Sampling Factor: 28/25
Sampling Frequency: 22.4 MHz
Oversampling Ratio: 2
Subcarrier Spacing: 10.9375 kHz
Numbers of DL Symbols active: 0
Numbers of UL Symbols active: 15 traffic symbols
UL Zone Types: PUSC
Bandwidth: 10.0 MHz
Integration Time: 10.0 ms

¹ PAR (0.1%) in accordance with FCC KDB 971168, Section 6.0 "Measurement of the Peak-to-Average Power Ratio (PAPR)"

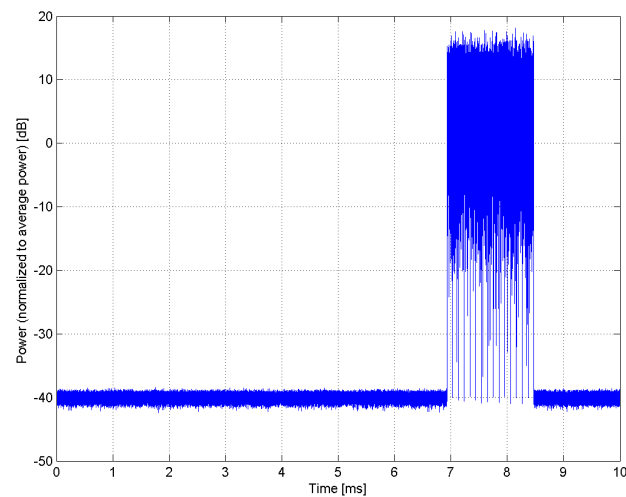
² Modulation Interference Factor (MIF) value valid only in conjunction with advanced probe response linearization calibration for the same communication system (same UID and version).



Complementary Cumulative Distribution Function (CCDF)



Frequency Domain



Time Domain

**Calibration Laboratory of
Schmid & Partner
Engineering AG**
Zeughausstrasse 43, 8004 Zurich, Switzerland

Name: **IEEE 802.16e WiMAX (29:18, 10ms, 10MHz, 64QAM, PUSC, 18 symbols)**

Group: WiMAX
UID: 10306-AAA

PAR: ¹ **14.67 dB**
MIF: ² **0.91 dB**

Standard Reference: FCC 802.16e WiMax SARGuidance v01 (615223 D01)
IEEE802.16e-2005 P802.16Rev2/D3 WirelessMAN-OFDMA

Category: Random amplitude modulation

Modulation: 64-QAM

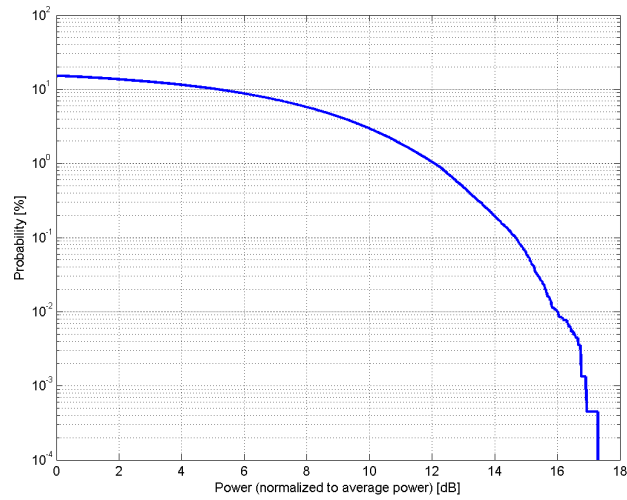
Frequency Band: Band Class 1 (2300.0-2400.0 MHz, 20075)
Band Class 3 (2496.0-2690.0 MHz, 20076)
Band Class 5 (3400.0-3800.0 MHz, 20077)
Band Class 6, AWS (1710.0-1755.0 MHz, 20078)

Detailed Specification: Transmission: OFDMA
DL:UL Symbols Ratio: 29:18
Frame Size: 10ms
Bandwidth: 10MHz
Modulation Scheme: 64QAM(CTC) 5/6
FFT Size: 1024
Sampling Factor: 28/25
Sampling Frequency: 22.4 MHz
Oversampling Ratio: 2
Subcarrier Spacing: 10.9375 kHz
Numbers of DL Symbols active: 0
Numbers of UL Symbols active: 18 traffic symbols
UL Zone Types: PUSC

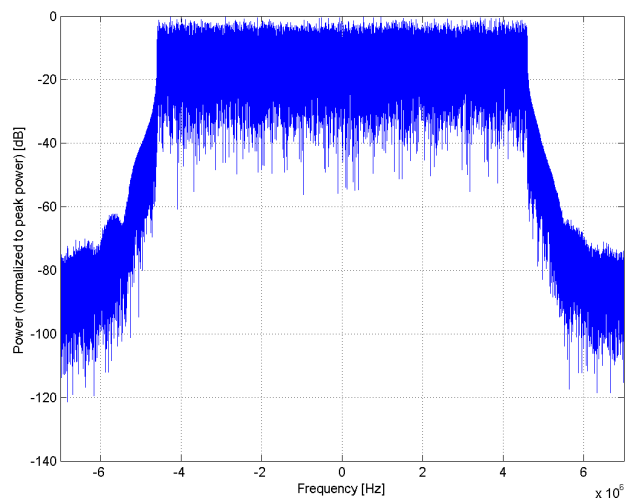
Bandwidth: 10.0 MHz
Integration Time: 10.0 ms

¹ PAR (0.1%) in accordance with FCC KDB 971168, Section 6.0 "Measurement of the Peak-to-Average Power Ratio (PAPR)"

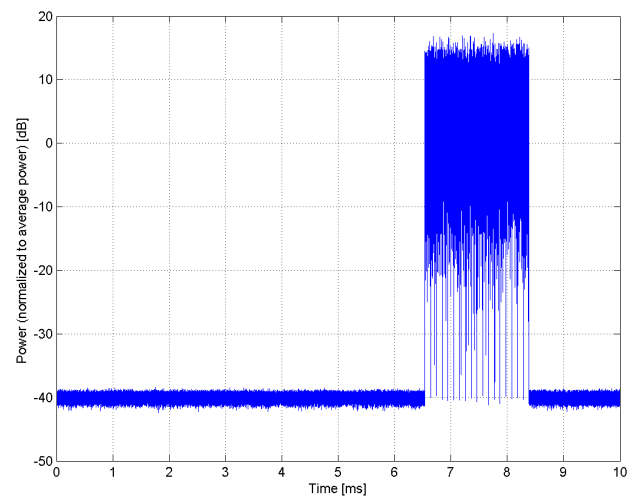
² Modulation Interference Factor (MIF) value valid only in conjunction with advanced probe response linearization calibration for the same communication system (same UID and version).



Complementary Cumulative Distribution Function (CCDF)



Frequency Domain



Time Domain

**Calibration Laboratory of
Schmid & Partner
Engineering AG**
Zeughausstrasse 43, 8004 Zurich, Switzerland

Name: **IEEE 802.16e WiMAX (29:18, 10ms, 10MHz, QPSK, PUSC, 18 symbols)**

Group: WiMAX
UID: 10307-AAA

PAR: ¹ **14.49 dB**
MIF: ² **0.89 dB**

Standard Reference: FCC 802.16e WiMax SARGuidance v01 (615223 D01)
IEEE802.16e-2005 P802.16Rev2/D3 WirelessMAN-OFDMA
Category: Random amplitude modulation

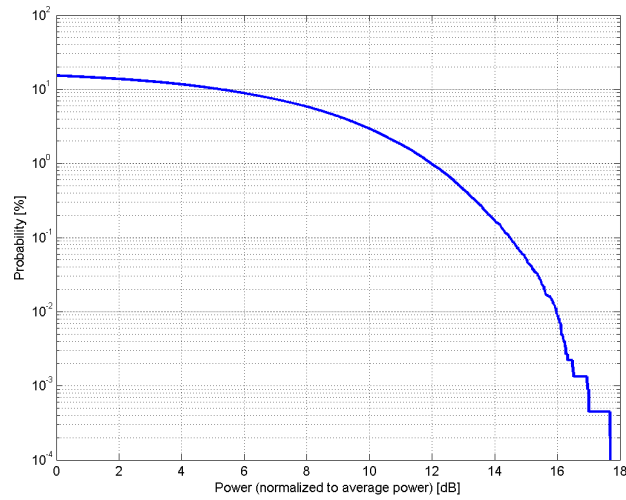
Modulation: QPSK
Frequency Band: Band Class 1 (2300.0-2400.0 MHz, 20075)
Band Class 3 (2496.0-2690.0 MHz, 20076)
Band Class 5 (3400.0-3800.0 MHz, 20077)
Band Class 6, AWS (1710.0-1755.0 MHz, 20078)

Detailed Specification: Transmission: OFDMA
DL:UL Symbols Ratio: 29:18
Frame Size: 10ms
Bandwidth: 10 MHz
Modulation Scheme: QPSK(CTC)3/4
FFT Size: 1024
Sampling Factor: 28/25
Sampling Frequency: 22.4 MHz
Oversampling Ratio: 2
Subcarrier Spacing: 10.9375 kHz
Numbers of DL Symbols active: 0
Numbers of UL Symbols active: 18 traffic symbols
UL Zone Types: PUSC

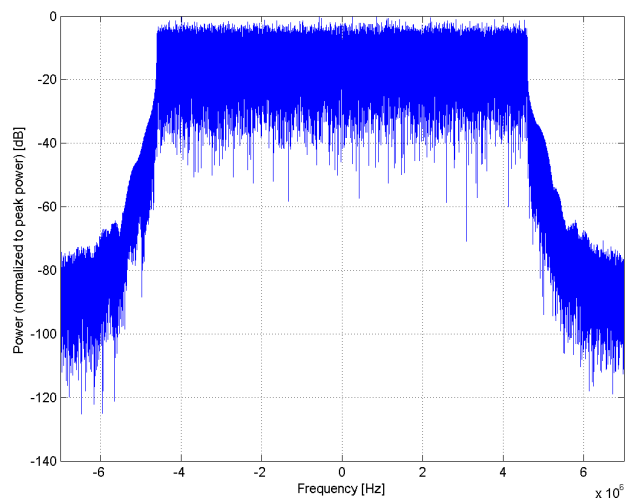
Bandwidth: 10.0 MHz
Integration Time: 10.0 ms

¹ PAR (0.1%) in accordance with FCC KDB 971168, Section 6.0 "Measurement of the Peak-to-Average Power Ratio (PAPR)"

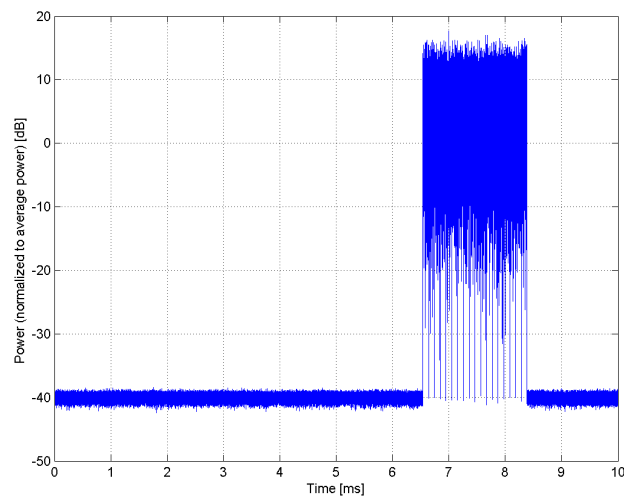
² Modulation Interference Factor (MIF) value valid only in conjunction with advanced probe response linearization calibration for the same communication system (same UID and version).



Complementary Cumulative Distribution Function (CCDF)



Frequency Domain



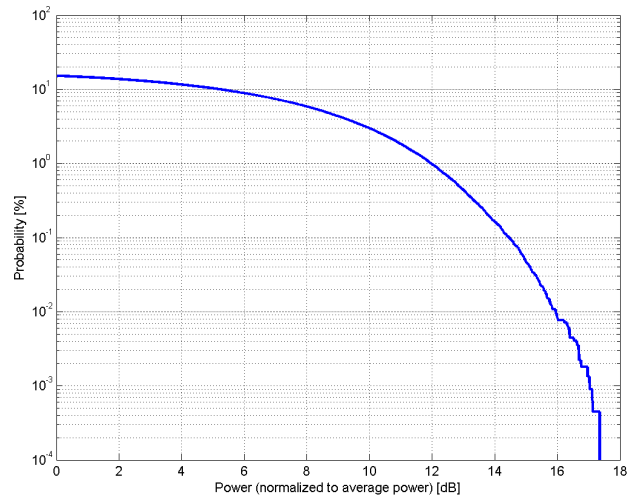
Time Domain

**Calibration Laboratory of
Schmid & Partner
Engineering AG**
Zeughausstrasse 43, 8004 Zurich, Switzerland

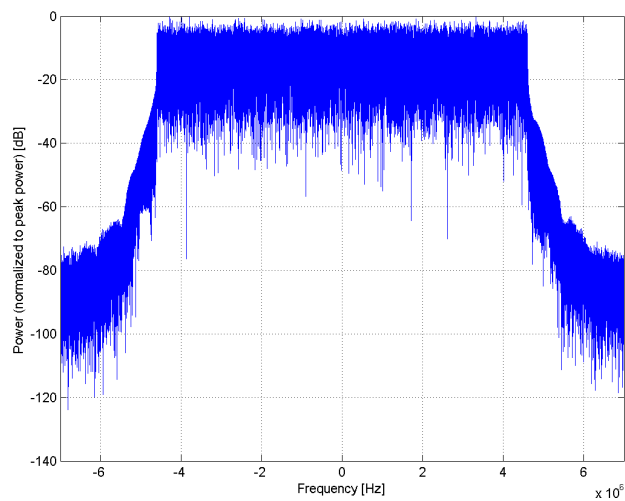
Name:	IEEE 802.16e WiMAX (29:18, 10ms, 10MHz, 16QAM, PUSC)
Group:	WiMAX
UID:	10308-AAA
PAR: ¹	14.46 dB
MIF: ²	0.91 dB
Standard Reference:	FCC 802.16e WiMax SARGuidance v01 (615223 D01)
Category:	IEEE802.16e-2005 P802.16Rev2/D3 WirelessMAN-OFDMA
Modulation:	Random amplitude modulation
Frequency Band:	16-QAM
Detailed Specification:	Band Class 1 (2300.0-2400.0 MHz, 20075) Band Class 3 (2496.0-2690.0 MHz, 20076) Band Class 5 (3400.0-3800.0 MHz, 20077) Band Class 6, AWS (1710.0-1755.0 MHz, 20078)
Bandwidth:	Transmission: OFDMA DL:UL Symbols Ratio: 29:18 Frame Size: 10ms Bandwidth: 10 MHz Modulation Scheme: 16QAM(CTC)3/4 FFT Size: 1024 Sampling Factor: 28/25 Sampling Frequency: 22.4 MHz Oversampling Ratio: 2 Subcarrier Spacing: 10.9375 kHz Numbers of DL Symbols active: 0 Numbers of UL Symbols active: 18 traffic symbols UL Zone Types: PUSC
Integration Time:	10.0 MHz 10.0 ms

¹ PAR (0.1%) in accordance with FCC KDB 971168, Section 6.0 "Measurement of the Peak-to-Average Power Ratio (PAPR)"

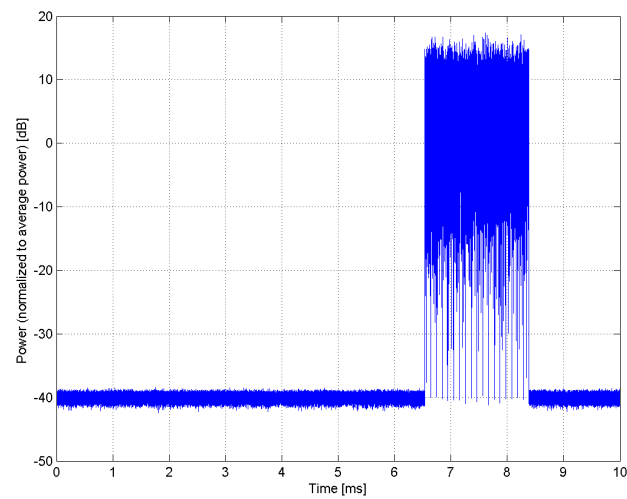
² Modulation Interference Factor (MIF) value valid only in conjunction with advanced probe response linearization calibration for the same communication system (same UID and version).



Complementary Cumulative Distribution Function (CCDF)



Frequency Domain



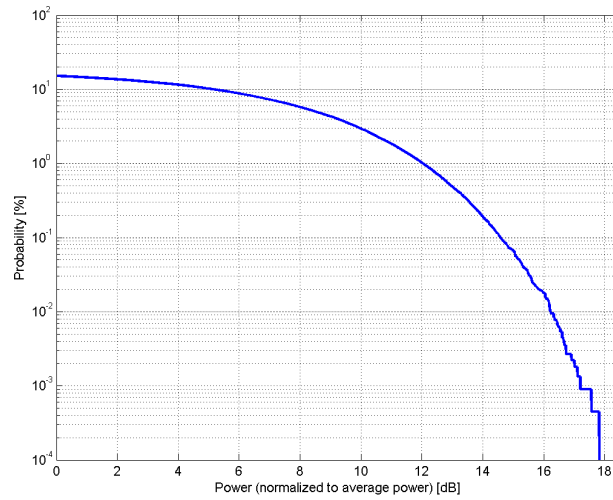
Time Domain

**Calibration Laboratory of
Schmid & Partner
Engineering AG**
Zeughausstrasse 43, 8004 Zurich, Switzerland

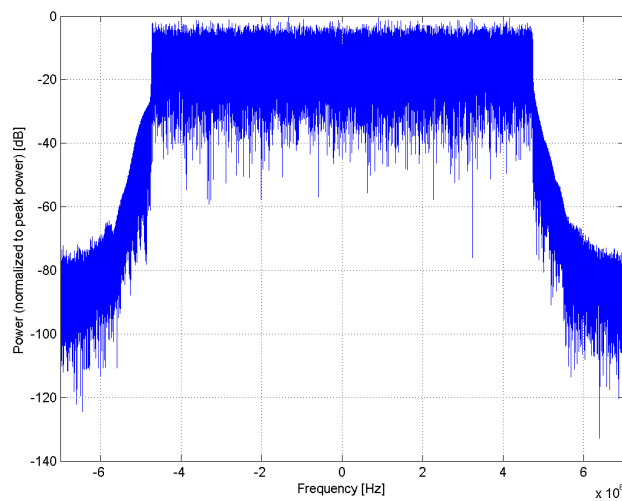
Name:	IEEE 802.16e WiMAX (29:18, 10ms, 10MHz, 16QAM, AMC 2x3, 18 symbols)
Group:	WiMAX
UID:	10309-AAA
PAR: ¹	14.58 dB
MIF: ²	0.90 dB
Standard Reference:	FCC 802.16e WiMax SARGuidance v01 (615223 D01) IEEE802.16e-2005 P802.16Rev2/D3 WirelessMAN-OFDMA
Category:	Random amplitude modulation
Modulation:	16-QAM
Frequency Band:	Band Class 1 (2300.0-2400.0 MHz, 20075) Band Class 3 (2496.0-2690.0 MHz, 20076) Band Class 5 (3400.0-3800.0 MHz, 20077) Band Class 6, AWS (1710.0-1755.0 MHz, 20078)
Detailed Specification:	Transmission: OFDMA DL:UL Symbols Ratio: 29:18 Frame Size: 10ms Bandwidth: 10 MHz Modulation Scheme: 16QAM(CTC)3/4 FFT Size: 1024 Sampling Factor: 28/25 Sampling Frequency: 22.4 MHz Oversampling Ratio: 2 Subcarrier Spacing: 10.9375 kHz Numbers of DL Symbols active: 0 Numbers of UL Symbols active: 18 traffic symbols UL Zone Types: AMC 2x3
Bandwidth:	10.0 MHz
Integration Time:	10.0 ms

¹ PAR (0.1%) in accordance with FCC KDB 971168, Section 6.0 "Measurement of the Peak-to-Average Power Ratio (PAPR)"

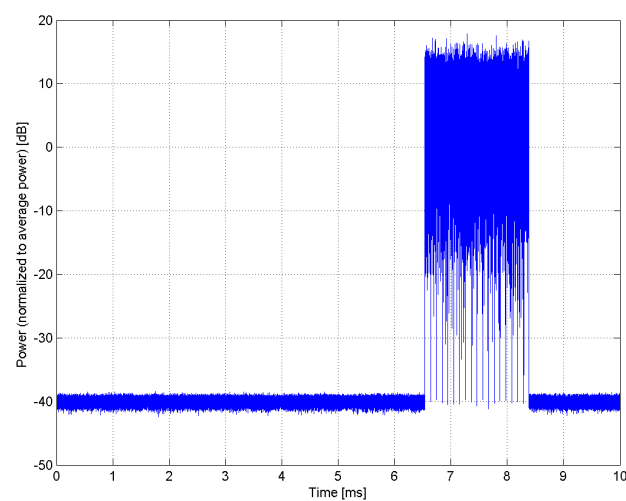
² Modulation Interference Factor (MIF) value valid only in conjunction with advanced probe response linearization calibration for the same communication system (same UID and version).



Complementary Cumulative Distribution Function (CCDF)



Frequency Domain



Time Domain

**Calibration Laboratory of
Schmid & Partner
Engineering AG**
Zeughausstrasse 43, 8004 Zurich, Switzerland

Name: **IEEE 802.16e WiMAX (29:18, 10ms, 10MHz, QPSK, AMC 2x3, 18 symbols)**

Group: WiMAX
UID: 10310-AAA

PAR: ¹ **14.57 dB**
MIF: ² **0.89 dB**

Standard Reference: FCC 802.16e WiMax SARGuidance v01 (615223 D01)
IEEE802.16e-2005 P802.16Rev2/D3 WirelessMAN-OFDMA

Category: Random amplitude modulation

Modulation: QPSK

Frequency Band: Band Class 1 (2300.0-2400.0 MHz, 20075)
Band Class 3 (2496.0-2690.0 MHz, 20076)
Band Class 5 (3400.0-3800.0 MHz, 20077)
Band Class 6, AWS (1710.0-1755.0 MHz, 20078)

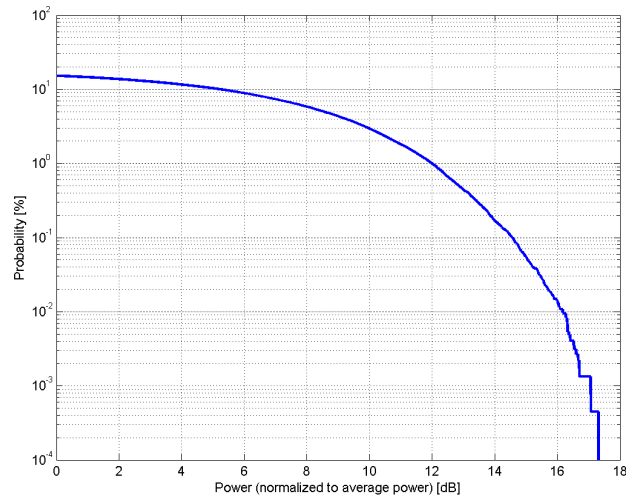
Detailed Specification: Transmission: OFDMA
DL:UL Symbols Ratio: 29:18
Frame Size: 10ms
Bandwidth: 10 MHz
Modulation Scheme: QPSK(CTC)3/4
FFT Size: 1024
Sampling Factor: 28/25
Sampling Frequency: 22.4 MHz
Oversampling Ratio: 2
Subcarrier Spacing: 10.9375 kHz
Numbers of DL Symbols active: 0
Numbers of UL Symbols active: 18 traffic symbols
UL Zone Types: AMC 2x3

Bandwidth: 10.0 MHz

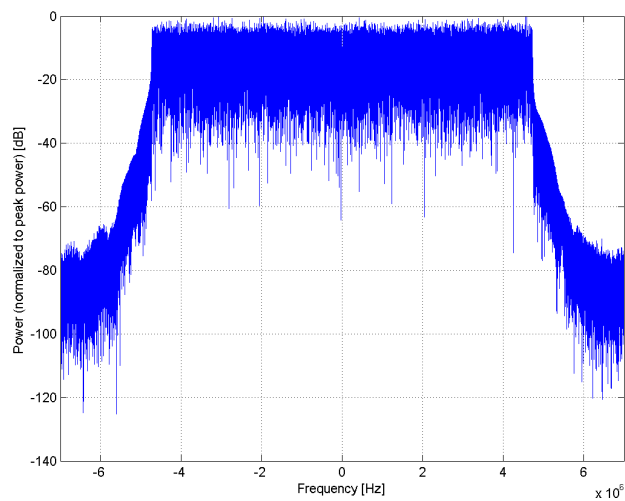
Integration Time: 10.0 ms

¹ PAR (0.1%) in accordance with FCC KDB 971168, Section 6.0 "Measurement of the Peak-to-Average Power Ratio (PAPR)"

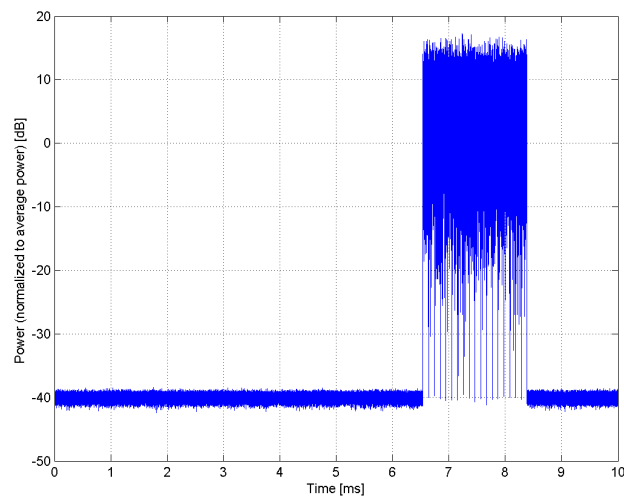
² Modulation Interference Factor (MIF) value valid only in conjunction with advanced probe response linearization calibration for the same communication system (same UID and version).



Complementary Cumulative Distribution Function (CCDF)



Frequency Domain



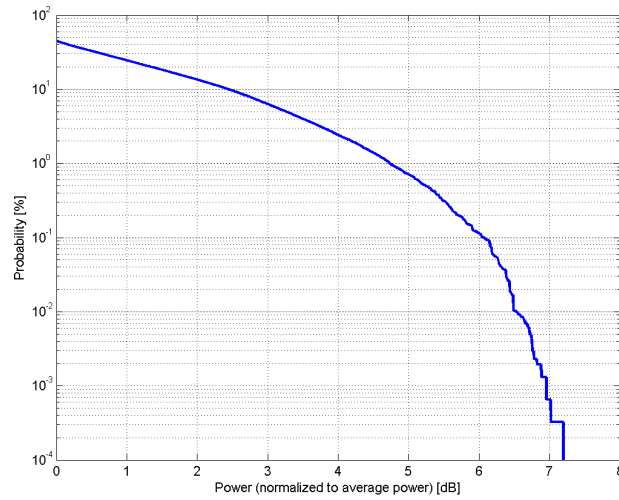
Time Domain

**Calibration Laboratory of
Schmid & Partner
Engineering AG**
Zeughausstrasse 43, 8004 Zurich, Switzerland

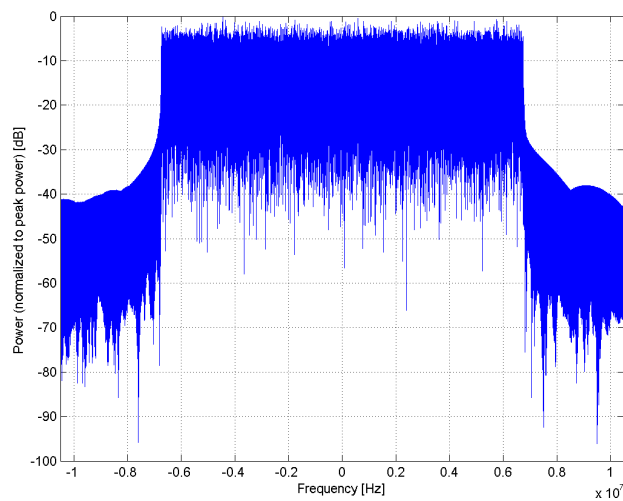
Name:	LTE-FDD (SC-FDMA, 100% RB, 15 MHz, QPSK)
Group:	LTE-FDD
UID:	10311-AAD
PAR: ¹	6.06 dB
MIF: ²	-20.11 dB
Standard Reference:	3GPP / ETSI TS 136.101 V8.4.0 3GPP / ETSI TS 136.213 V8.4.0 FCC OET KDB 941225 D05 SAR for LTE Devices v01 Random amplitude modulation
Category:	QPSK
Modulation:	QPSK
Frequency Band:	Band 1, E-UTRA/FDD (1920.0 - 1980.0 MHz) Band 2, E-UTRA/FDD (1850.0 - 1910.0 MHz) Band 3, E-UTRA/FDD (1710.0 - 1785.0 MHz) Band 4, E-UTRA/FDD (1710.0 - 1755.0 MHz) Band 7, E-UTRA/FDD (2500.0 - 2570.0 MHz) Band 9, E-UTRA/FDD (1749.9 - 1784.9 MHz) Band 10, E-UTRA/FDD (1710.0 - 1770.0 MHz) Band 18, E-UTRA/FDD (815.0 - 830.0 MHz) Band 19, E-UTRA/FDD (830.0 - 845.0 MHz) Band 20, E-UTRA/FDD (832.0 - 862.0 MHz) Band 21, E-UTRA/FDD (1447.9 - 1462.9 MHz) Band 22, E-UTRA/FDD (3410.0 - 3490.0 MHz) Band 23, E-UTRA/FDD (2000.0 - 2020.0 MHz) Band 25, E-UTRA/FDD (1850.0 - 1915.0 MHz) Band 26 E-UTRA/FDD (814.0 - 849.0 MHz) Band 28 E-UTRA/FDD (703.0 - 748.0 MHz) Band 65, E-UTRA/FDD (1920.0 - 2010.0 MHz) Band 66, E-UTRA/FDD (1710.0 - 1780.0 MHz) Band 68, E-UTRA/FDD (698.0 - 728.0 MHz) Band 70, E-UTRA/FDD (1695.0 - 1710.0 MHz) Band 71, E-UTRA/FDD (663.0 - 698.0 MHz) Band 74, E-UTRA/FDD (1427.0 - 1470.0 MHz) Validation band (0.0 - 6000.0 MHz)
Detailed Specification:	Modulation Scheme: SC-FDMA Number of PUSCHs: 1 Settings for Subframe #0 to #9: Modulation Scheme: QPSK Data Type: UL-SCH Number RB: 75 Transport Block Size: 6712 TBS Index: 5 MCS Index: 5 Data Type: PN9
Bandwidth:	15.0 MHz
Integration Time:	10.0 ms

¹ PAR (0.1%) in accordance with FCC KDB 971168, Section 6.0 "Measurement of the Peak-to-Average Power Ratio (PAPR)"

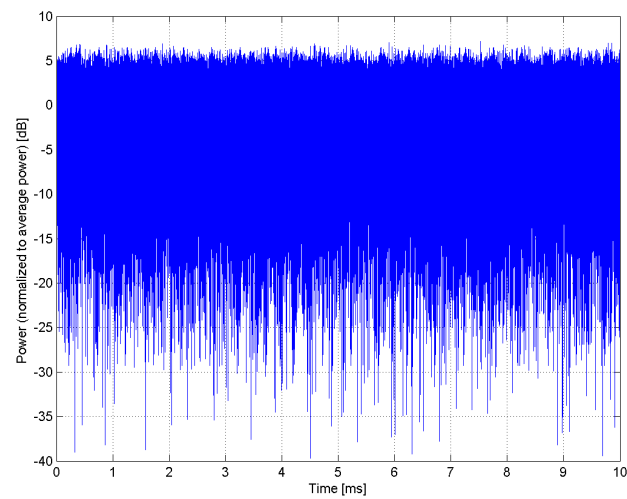
² Modulation Interference Factor (MIF) value valid only in conjunction with advanced probe response linearization calibration for the same communication system (same UID and version).



Complementary Cumulative Distribution Function (CCDF)



Frequency Domain



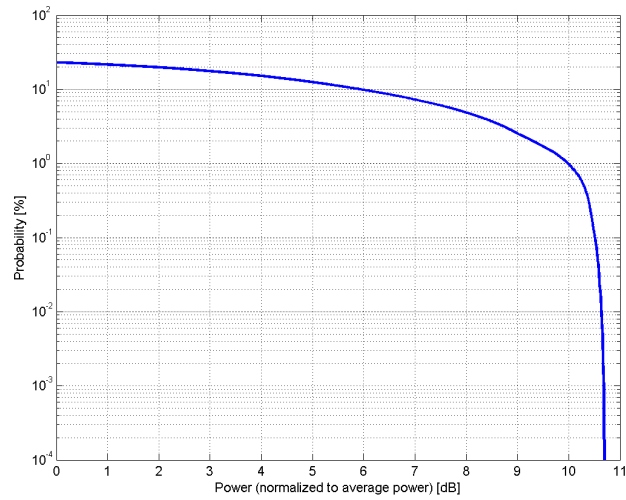
Time Domain

**Calibration Laboratory of
Schmid & Partner
Engineering AG**
Zeughausstrasse 43, 8004 Zurich, Switzerland

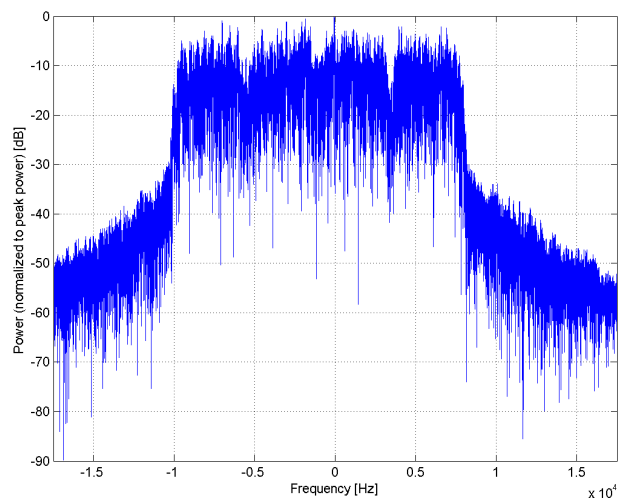
Name:	iDEN 1:3
Group:	iDEN
UID:	10313-AAA
PAR: ¹	10.51 dB
MIF: ²	1.15 dB
Standard Reference:	-
Category:	Periodic pulsed modulation
Modulation:	-
Frequency Band:	PMR 800 (806.0-825.0 MHz, 20071) PMR 900 (896.0-901.0 MHz, 20072) PMR 1450 (1453.0-1465.0 MHz, 20073)
Detailed Specification:	Train setting off
Bandwidth:	0.0 MHz
Integration Time:	540.0 ms

¹ PAR (0.1%) in accordance with FCC KDB 971168, Section 6.0 "Measurement of the Peak-to-Average Power Ratio (PAPR)"

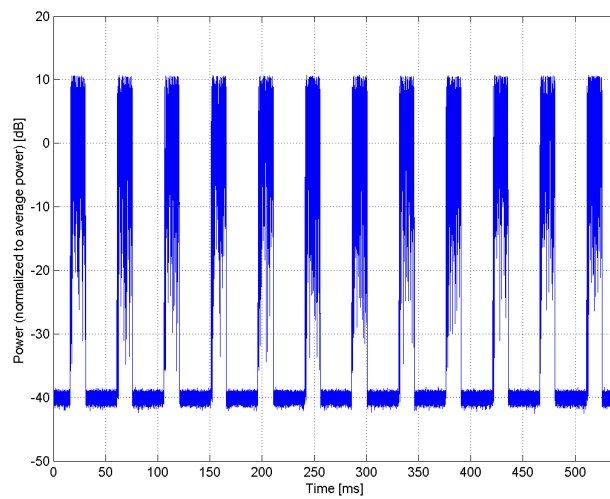
² Modulation Interference Factor (MIF) value valid only in conjunction with advanced probe response linearization calibration for the same communication system (same UID and version).



Complementary Cumulative Distribution Function (CCDF)



Frequency Domain



Time Domain

**Calibration Laboratory of
Schmid & Partner
Engineering AG**
Zeughausstrasse 43, 8004 Zurich, Switzerland

Name: **iDEN 1:6**

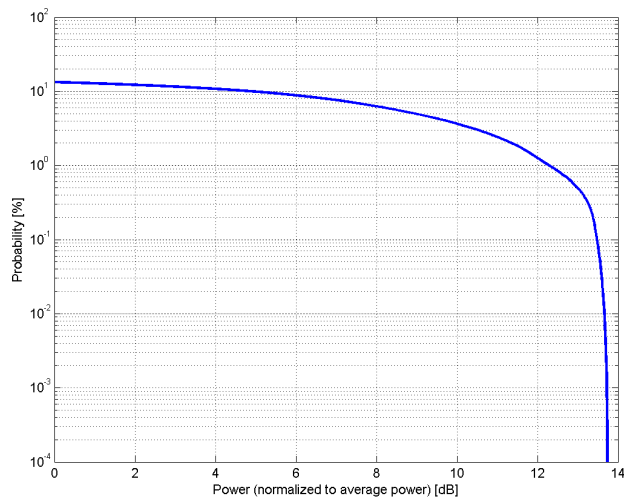
Group: iDEN
UID: 10314-AAA

PAR: ¹ **13.48 dB**
MIF: ² **4.03 dB**

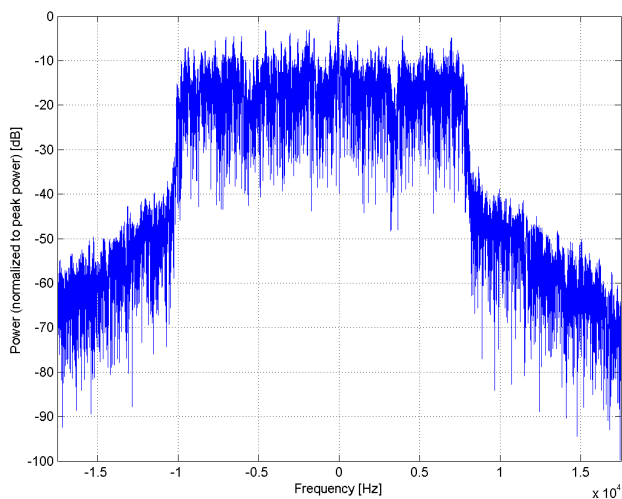
Standard Reference: -
Category: Periodic pulsed modulation
Modulation: -
Frequency Band: PMR 800 (806.0-825.0 MHz, 20071)
PMR 900 (896.0-901.0 MHz, 20072)
PMR 1450 (1453.0-1465.0 MHz, 20073)
Detailed Specification: Train setting off
Bandwidth: 0.0 MHz
Integration Time: 540.0 ms

¹ PAR (0.1%) in accordance with FCC KDB 971168, Section 6.0 "Measurement of the Peak-to-Average Power Ratio (PAPR)"

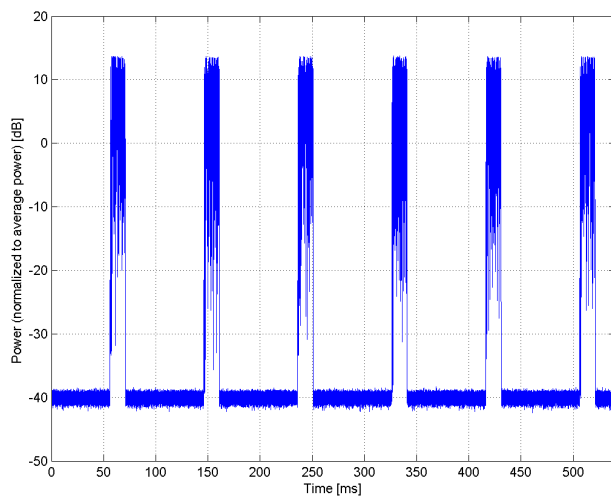
² Modulation Interference Factor (MIF) value valid only in conjunction with advanced probe response linearization calibration for the same communication system (same UID and version).



Complementary Cumulative Distribution Function (CCDF)



Frequency Domain



Time Domain

**Calibration Laboratory of
Schmid & Partner
Engineering AG**
Zeughausstrasse 43, 8004 Zurich, Switzerland

Name: **IEEE 802.11b WiFi 2.4 GHz (DSSS, 1 Mbps, 96pc duty cycle)**

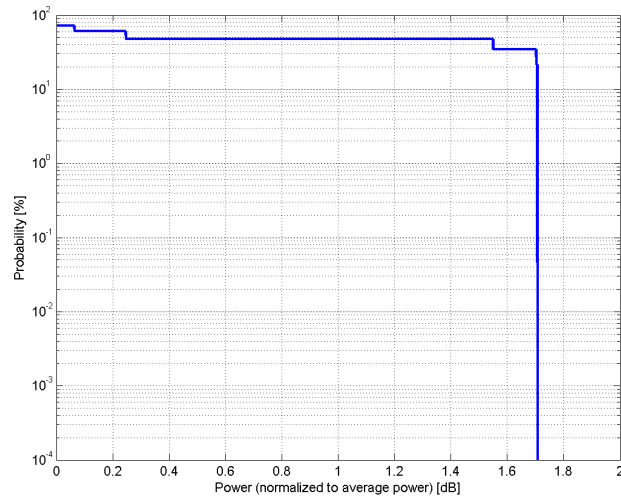
Group: WLAN
UID: 10315-AAB

PAR: ¹ **1.71 dB**
MIF: ² **-6.80 dB**

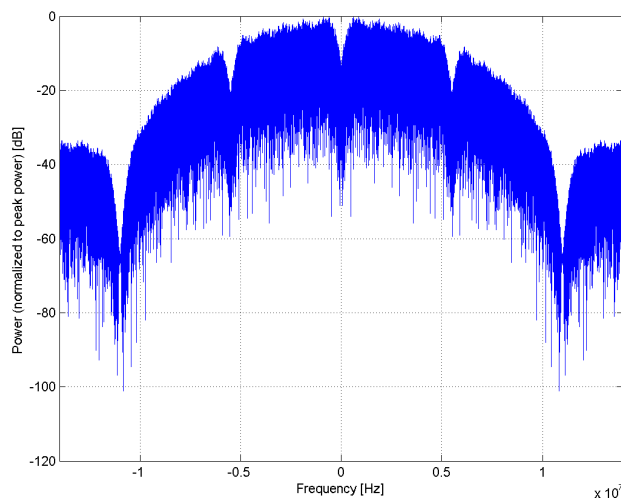
Standard Reference: IEEE 802.11b-1999 , Part 11
FCC SAR meas for 802 11 a b g v01r02 (248227 D01)
Category: Random amplitude modulation
Modulation: DBPSK
Frequency Band: WLAN 2.4GHz (2412.0-2484.0 MHz, 20230)
Detailed Specification: Duty cycle: 96 %
PSDU length: 1024 bytes
Preamble type: long
Data Rate: 1Mbps
Burst on time: 8384us
Bandwidth: 20.0 MHz
Integration Time: 8.7 ms

¹ PAR (0.1%) in accordance with FCC KDB 971168, Section 6.0 "Measurement of the Peak-to-Average Power Ratio (PAPR)"

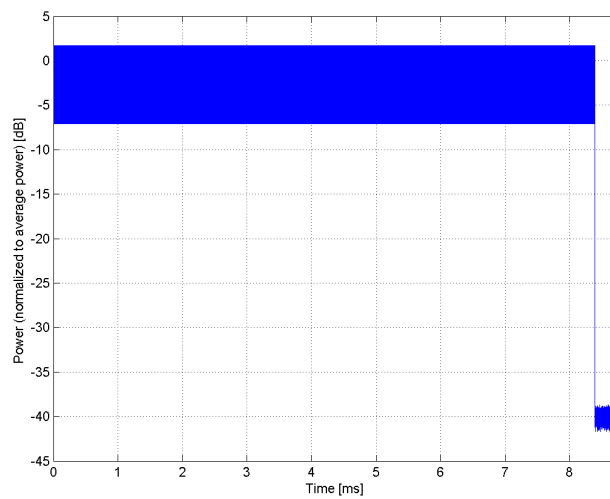
² Modulation Interference Factor (MIF) value valid only in conjunction with advanced probe response linearization calibration for the same communication system (same UID and version).



Complementary Cumulative Distribution Function (CCDF)



Frequency Domain



Time Domain

**Calibration Laboratory of
Schmid & Partner
Engineering AG**
Zeughausstrasse 43, 8004 Zurich, Switzerland

Name: **IEEE 802.11g WiFi 2.4 GHz (ERP-OFDM, 6 Mbps, 96pc duty cycle)**

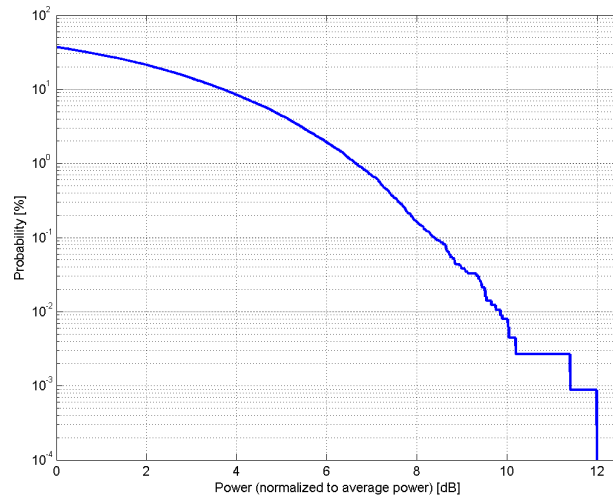
Group: WLAN
UID: 10316-AAB

PAR: ¹ **8.36 dB**
MIF: ² **-9.82 dB**

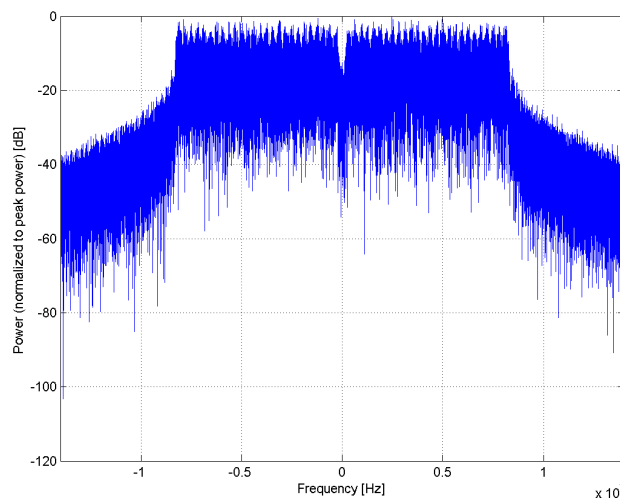
Standard Reference: IEEE 802.11g-2003 , Part 11
FCC SAR meas for 802 11 a b g v01r02 (248227 D01)
Category: Random amplitude modulation
Modulation: BPSK
Frequency Band: WLAN 2.4GHz (2412.0-2484.0 MHz, 20230)
Detailed Specification: Duty cycle: 96 %
PSDU length: 1000 bytes
Frame format: ERP-OFDM
Data Rate: 6Mbps
Burst on time: 1360us
Bandwidth: 20.0 MHz
Integration Time: 1.4 ms

¹ PAR (0.1%) in accordance with FCC KDB 971168, Section 6.0 "Measurement of the Peak-to-Average Power Ratio (PAPR)"

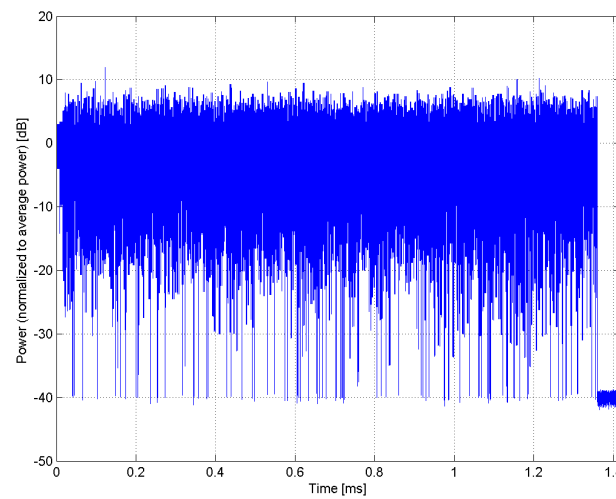
² Modulation Interference Factor (MIF) value valid only in conjunction with advanced probe response linearization calibration for the same communication system (same UID and version).



Complementary Cumulative Distribution Function (CCDF)



Frequency Domain



Time Domain

**Calibration Laboratory of
Schmid & Partner
Engineering AG**
Zeughausstrasse 43, 8004 Zurich, Switzerland

Name: **IEEE 802.11a WiFi 5 GHz (OFDM, 6 Mbps, 96pc duty cycle)**

Group: WLAN
UID: 10317-AAD

PAR: ¹ **8.36 dB**
MIF: ² **-9.82 dB**

Standard Reference: IEEE 802.11a-1999 (R2003) , Part 11
FCC SAR meas for 802 11 a b g v01r02 (248227 D01)

Category: Random amplitude modulation

Modulation: BPSK

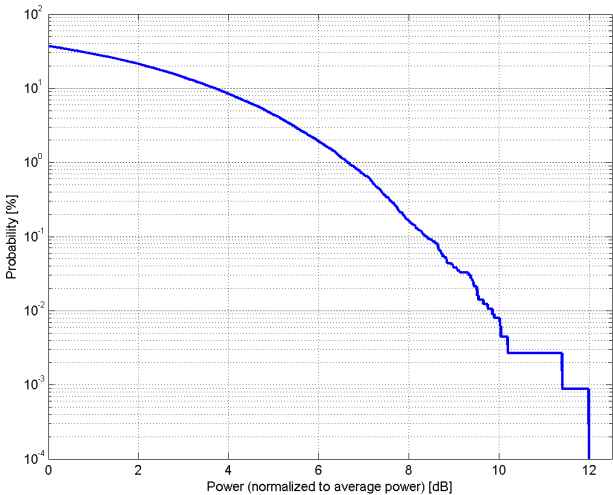
Frequency Band: WLAN 5GHz (4915.0 - 5825.0 MHz)
U-NII-1, U-NII-2A (5170 - 5330 MHz)
U-NII-2C Standalone (5490 - 5710 MHz)
U-NII-2C <5.65 GHz (5490 - 5650 MHz)
U-NII-3 Standalone (5735 - 5835 MHz)
U-NII-2C, U-NII-3 (5650 - 5835 MHz)
U-NII-4 (5.825 - 5.925 MHz)
Validation band (0.0 - 6000.0 MHz)

Detailed Specification: Duty cycle: 96%
PSDU length: 1000 bytes
Data Rate: 6Mbps
Burst on time: 1360us

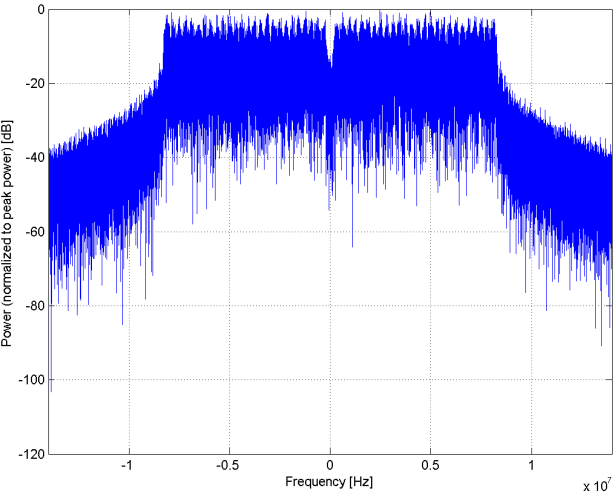
Bandwidth: 20.0 MHz
Integration Time: 1.4 ms

¹ PAR (0.1%) in accordance with FCC KDB 971168, Section 6.0 "Measurement of the Peak-to-Average Power Ratio (PAPR)"

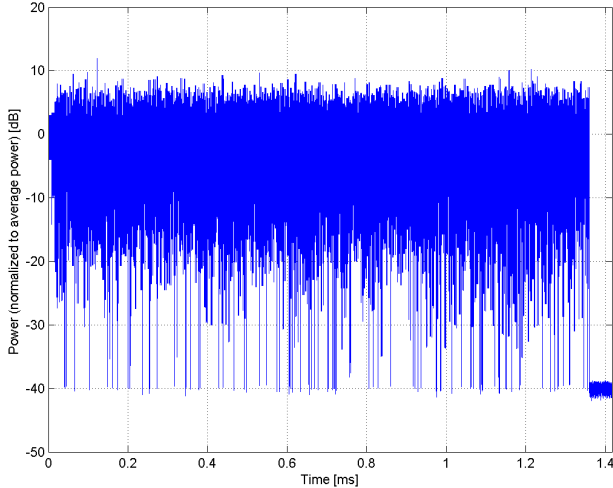
² Modulation Interference Factor (MIF) value valid only in conjunction with advanced probe response linearization calibration for the same communication system (same UID and version).



Complementary Cumulative Distribution Function (CCDF)



Frequency Domain



Time Domain

**Calibration Laboratory of
Schmid & Partner
Engineering AG**
Zeughausstrasse 43, 8004 Zurich, Switzerland

Name: **IEEE 802.11ac WiFi (20MHz, 64-QAM, 99pc duty cycle)**

Group: WLAN
UID: 10400-AAE

PAR: ¹ **8.37 dB**
MIF: ² **-17.01 dB**

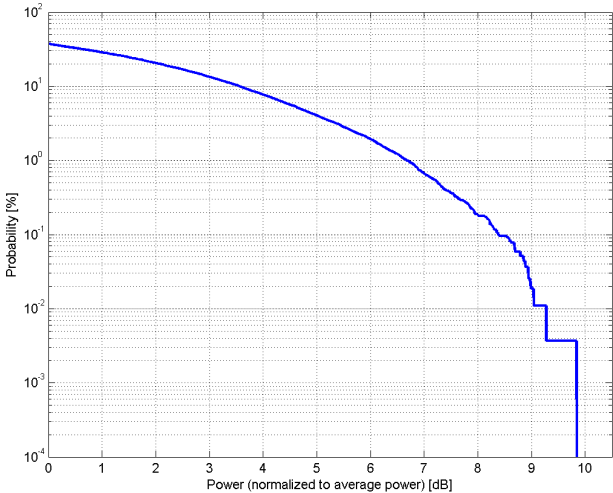
Standard Reference: -
Category: Random amplitude modulation
Modulation: 64-QAM
Frequency Band: WLAN 2.4GHz (2412.0 - 2484.0 MHz)
WLAN 5GHz (4915.0 - 5825.0 MHz)
U-NII-1, U-NII-2A (5170 - 5330 MHz)
U-NII-2C Standalone (5490 - 5710 MHz)
U-NII-2C <5.65 GHz (5490 - 5650 MHz)
U-NII-3 Standalone (5735 - 5835 MHz)
U-NII-2C, U-NII-3 (5650 - 5835 MHz)
U-NII-4 (5.825 - 5.925 MHz)
Validation band (0.0 - 6000.0 MHz)

Detailed Specification: Bandwidth: 20MHz
Duty cycle: 99%
MCS: 5
Number of spatial streams: 1
MPDU length: 4096

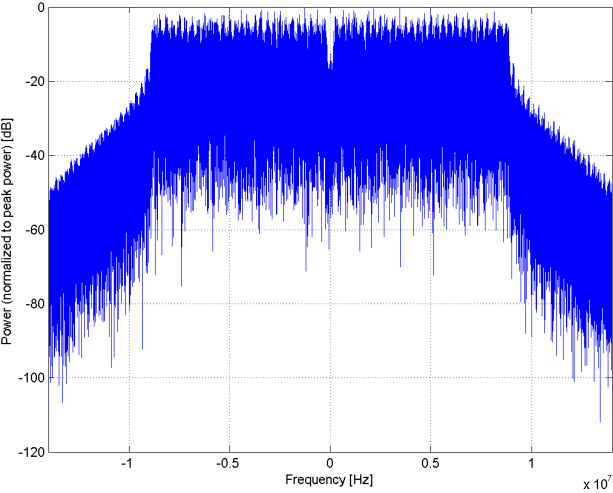
Bandwidth: 20.0 MHz
Integration Time: 6.8 ms

¹ PAR (0.1%) in accordance with FCC KDB 971168, Section 6.0 "Measurement of the Peak-to-Average Power Ratio (PAPR)"

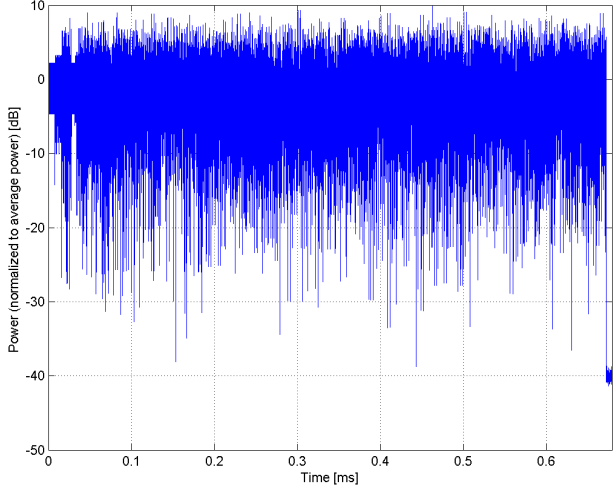
² Modulation Interference Factor (MIF) value valid only in conjunction with advanced probe response linearization calibration for the same communication system (same UID and version).



Complementary Cumulative Distribution Function (CCDF)



Frequency Domain



Time Domain

**Calibration Laboratory of
Schmid & Partner
Engineering AG**
Zeughausstrasse 43, 8004 Zurich, Switzerland

Name: **IEEE 802.11ac WiFi (40MHz, 64-QAM, 99pc duty cycle)**

Group: WLAN
UID: 10401-AAE

PAR: ¹ **8.60 dB**
MIF: ² **-15.53 dB**

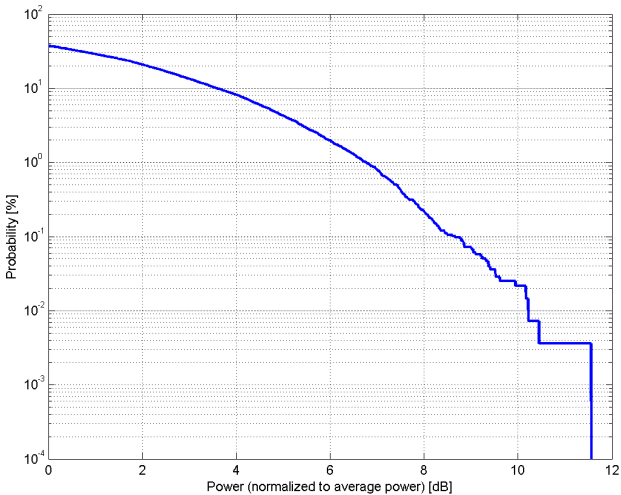
Standard Reference: -
Category: Random amplitude modulation
Modulation: 64-QAM
Frequency Band: WLAN 2.4GHz (2412.0 - 2484.0 MHz)
WLAN 5GHz (4915.0 - 5825.0 MHz)
U-NII-1, U-NII-2A (5170 - 5330 MHz)
U-NII-2C Standalone (5490 - 5710 MHz)
U-NII-2C <5.65 GHz (5490 - 5650 MHz)
U-NII-3 Standalone (5735 - 5835 MHz)
U-NII-2C, U-NII-3 (5650 - 5835 MHz)
U-NII-4 (5.825 - 5.925 MHz)
Validation band (0.0 - 6000.0 MHz)

Detailed Specification: Bandwidth: 40MHz
Duty cycle: 99%
MCS: 5
Number of spatial streams: 1
MPDU length: 4096

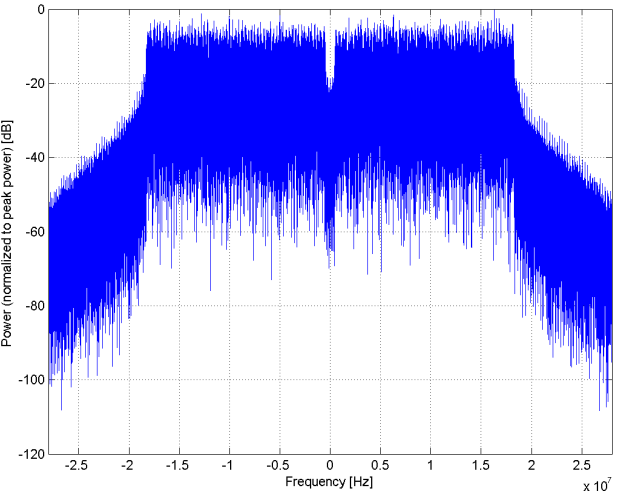
Bandwidth: 40.0 MHz
Integration Time: 3.5 ms

¹ PAR (0.1%) in accordance with FCC KDB 971168, Section 6.0 "Measurement of the Peak-to-Average Power Ratio (PAPR)"

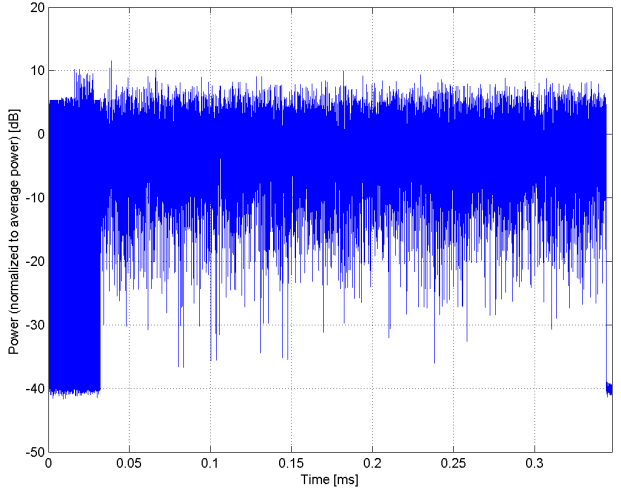
² Modulation Interference Factor (MIF) value valid only in conjunction with advanced probe response linearization calibration for the same communication system (same UID and version).



Complementary Cumulative Distribution Function (CCDF)



Frequency Domain



Time Domain

**Calibration Laboratory of
Schmid & Partner
Engineering AG**
Zeughausstrasse 43, 8004 Zurich, Switzerland

Name: **IEEE 802.11ac WiFi (80MHz, 64-QAM, 99pc duty cycle)**

Group: WLAN
UID: 10402-AAE

PAR: ¹ **8.53 dB**
MIF: ² **-28.95 dB**

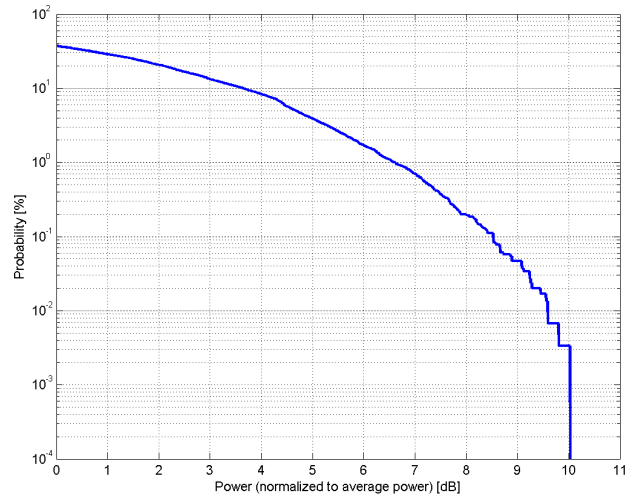
Standard Reference: -
Category: Random amplitude modulation
Modulation: 64-QAM
Frequency Band: WLAN 2.4GHz (2412.0 - 2484.0 MHz)
WLAN 5GHz (4915.0 - 5825.0 MHz)
U-NII-1, U-NII-2A (5170 - 5330 MHz)
U-NII-2C Standalone (5490 - 5710 MHz)
U-NII-2C <5.65 GHz (5490 - 5650 MHz)
U-NII-3 Standalone (5735 - 5835 MHz)
U-NII-2C, U-NII-3 (5650 - 5835 MHz)
U-NII-4 (5.825 - 5.925 MHz)
Validation band (0.0 - 6000.0 MHz)

Detailed Specification: Bandwidth: 80MHz
Duty cycle: 99%
MCS: 5
Number of spatial streams: 1
MPDU length: 4096

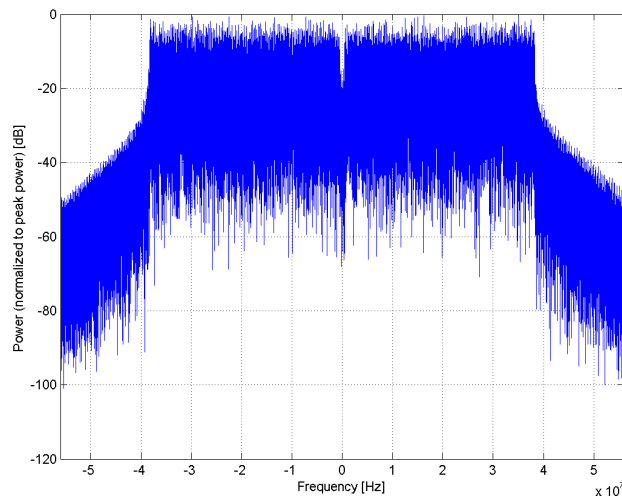
Bandwidth: 80.0 MHz
Integration Time: 1.9 ms

¹ PAR (0.1%) in accordance with FCC KDB 971168, Section 6.0 "Measurement of the Peak-to-Average Power Ratio (PAPR)"

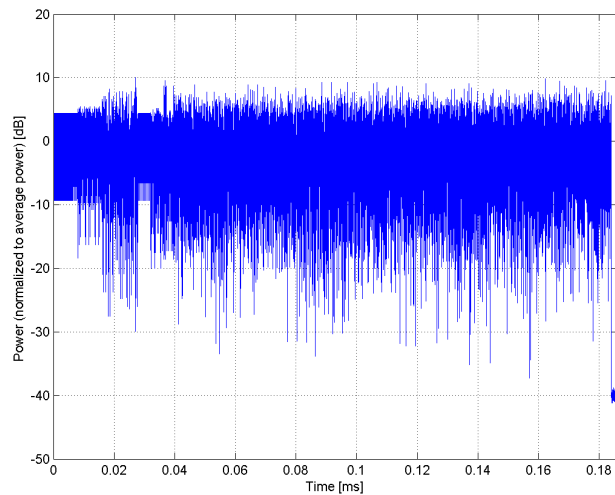
² Modulation Interference Factor (MIF) value valid only in conjunction with advanced probe response linearization calibration for the same communication system (same UID and version).



Complementary Cumulative Distribution Function (CCDF)



Frequency Domain



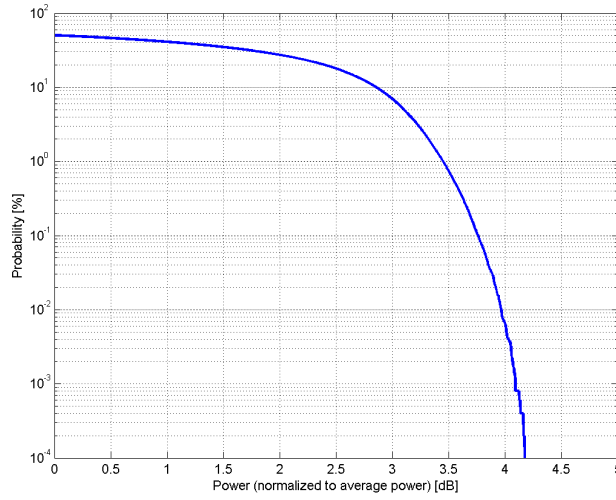
Time Domain

**Calibration Laboratory of
Schmid & Partner
Engineering AG**
Zeughausstrasse 43, 8004 Zurich, Switzerland

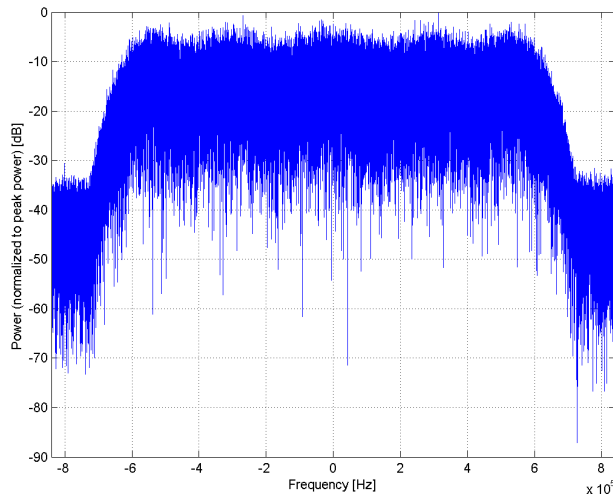
Name:	CDMA2000 (1xEV-DO, Rev. 0)
Group:	CDMA2000
UID:	10403-AAB
PAR: ¹	3.76 dB
MIF: ²	-17.67 dB
Standard Reference:	941225 D01 SAR test for 3G devices v02
Category:	Random amplitude modulation
Modulation:	BPSK
Frequency Band:	Band Class 0 (815.0-849.0 MHz, 20220) Band Class 1 (1850.0-1910.0 MHz, 20040) Band Class 2 (872.0-915.0 MHz, 20041) Band Class 3 (887.0-925.0 MHz, 20042) Band Class 4 (1750.0-1780.0 MHz, 20043) Band Class 5 (411.7-483.5 MHz, 20044) Band Class 6 (1920.0-1980.0 MHz, 20045) Band Class 7 (776.0-794.0 MHz, 20046) Band Class 8 (1710.0-1785.0 MHz, 20047) Band Class 9 (880.0-915.0 MHz, 20048) Band Class 10 (806.0-901.0 MHz, 20049) Band Class 11 (410.0-462.5 MHz, 20050) Band Class 12 (870.0-876.0 MHz, 20051) Band Class 13 (2500.0-2570.0 MHz, 20179) Band Class 14 (1850.0-1915.0 MHz, 20180) Band Class 15 (1710.0-1755.0 MHz, 20181) Band Class 16 (2502.0-2568.0 MHz, 20182) Band Class 18 (787.0-799.0 MHz, 20184) Band Class 19 (698.0-716.0 MHz, 20185) Band Class 20 (1626.5-1660.5 MHz, 20186) Band Class 21 (2000.0-2020.0 MHz, 20187)
Detailed Specification:	Physical Layer Configuration: Subtype 0 Reverse Data Channel: 153.6kbps Forward Traffic Channel: 2-slot version of 307.2kbps, ACK channel transmitting in all slots Access Terminal Power Control: "All bits up"
Bandwidth:	1.2 MHz
Integration Time:	100.0 ms

¹ PAR (0.1%) in accordance with FCC KDB 971168, Section 6.0 "Measurement of the Peak-to-Average Power Ratio (PAPR)"

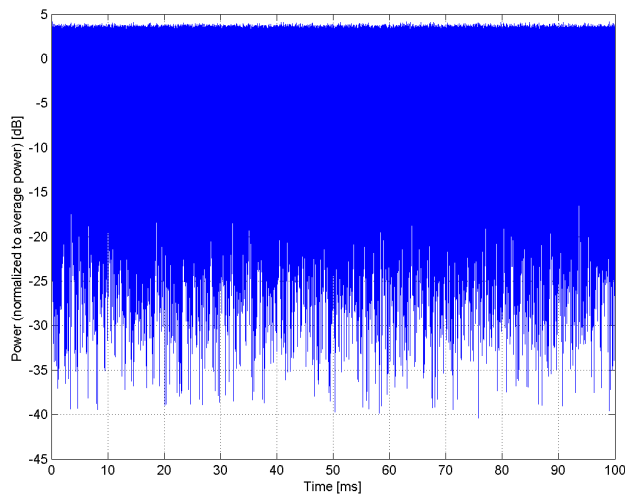
² Modulation Interference Factor (MIF) value valid only in conjunction with advanced probe response linearization calibration for the same communication system (same UID and version).



Complementary Cumulative Distribution Function (CCDF)



Frequency Domain



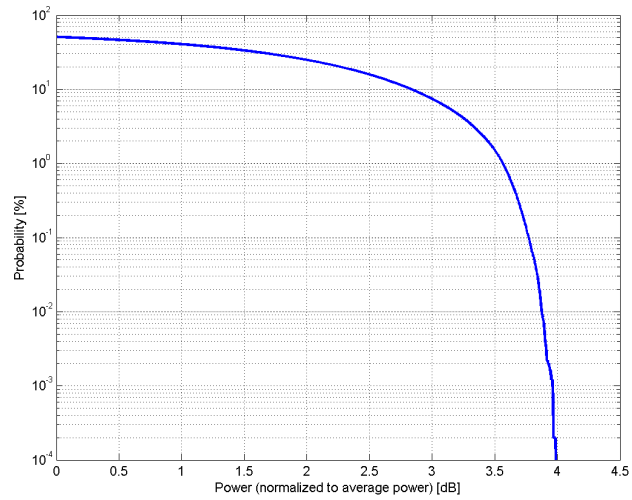
Time Domain

**Calibration Laboratory of
Schmid & Partner
Engineering AG**
Zeughausstrasse 43, 8004 Zurich, Switzerland

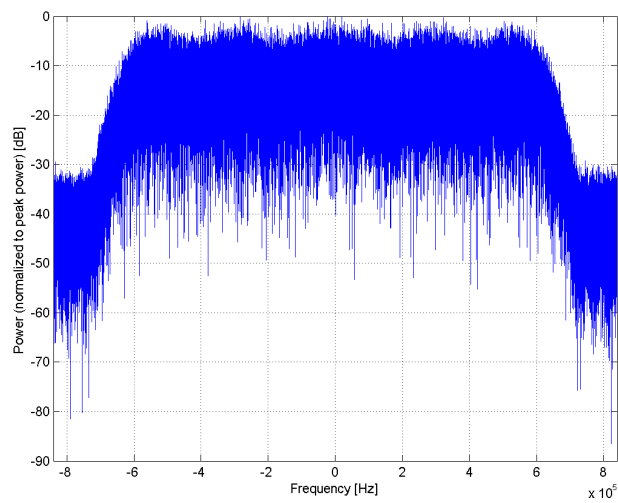
Name:	CDMA2000 (1xEV-DO, Rev. A)
Group:	CDMA2000
UID:	10404-AAB
PAR: ¹	3.77 dB
MIF: ²	-18.50 dB
Standard Reference:	941225 D01 SAR test for 3G devices v02
Category:	Random amplitude modulation
Modulation:	Q2
Frequency Band:	Band Class 0 (815.0-849.0 MHz, 20220) Band Class 1 (1850.0-1910.0 MHz, 20040) Band Class 2 (872.0-915.0 MHz, 20041) Band Class 3 (887.0-925.0 MHz, 20042) Band Class 4 (1750.0-1780.0 MHz, 20043) Band Class 5 (411.7-483.5 MHz, 20044) Band Class 6 (1920.0-1980.0 MHz, 20045) Band Class 7 (776.0-794.0 MHz, 20046) Band Class 8 (1710.0-1785.0 MHz, 20047) Band Class 9 (880.0-915.0 MHz, 20048) Band Class 10 (806.0-901.0 MHz, 20049) Band Class 11 (410.0-462.5 MHz, 20050) Band Class 12 (870.0-876.0 MHz, 20051) Band Class 13 (2500.0-2570.0 MHz, 20179) Band Class 14 (1850.0-1915.0 MHz, 20180) Band Class 15 (1710.0-1755.0 MHz, 20181) Band Class 16 (2502.0-2568.0 MHz, 20182) Band Class 18 (787.0-799.0 MHz, 20184) Band Class 19 (698.0-716.0 MHz, 20185) Band Class 20 (1626.5-1660.5 MHz, 20186) Band Class 21 (2000.0-2020.0 MHz, 20187)
Detailed Specification:	Physical Layer Configuration: Subtype 2 Reverse Data Channel Payload Size: 4096 bits, termination target of 16 slots Forward Traffic Channel: 2-slot version of 307.2kbps, ACK channel transmitting in all slots Access Terminal Power Control: "All bits up"
Bandwidth:	1.2 MHz
Integration Time:	100.0 ms

¹ PAR (0.1%) in accordance with FCC KDB 971168, Section 6.0 "Measurement of the Peak-to-Average Power Ratio (PAPR)"

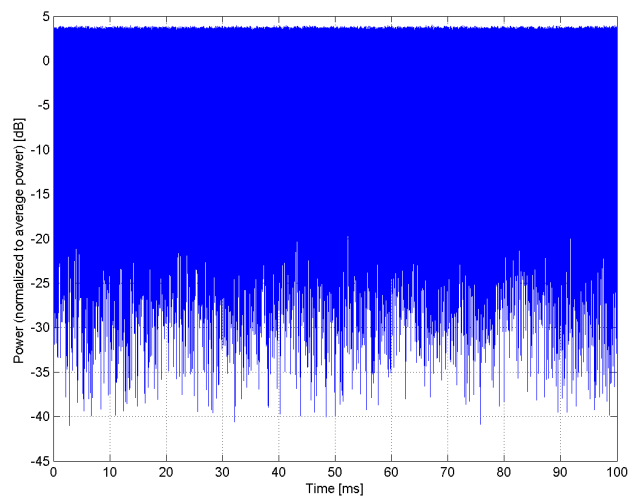
² Modulation Interference Factor (MIF) value valid only in conjunction with advanced probe response linearization calibration for the same communication system (same UID and version).



Complementary Cumulative Distribution Function (CCDF)



Frequency Domain



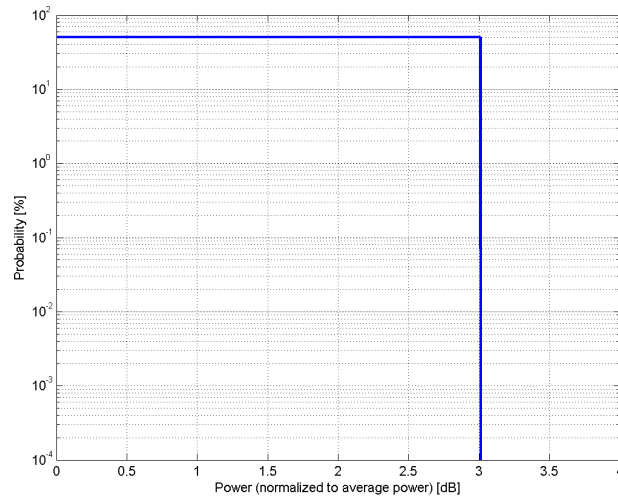
Time Domain

**Calibration Laboratory of
Schmid & Partner
Engineering AG**
Zeughausstrasse 43, 8004 Zurich, Switzerland

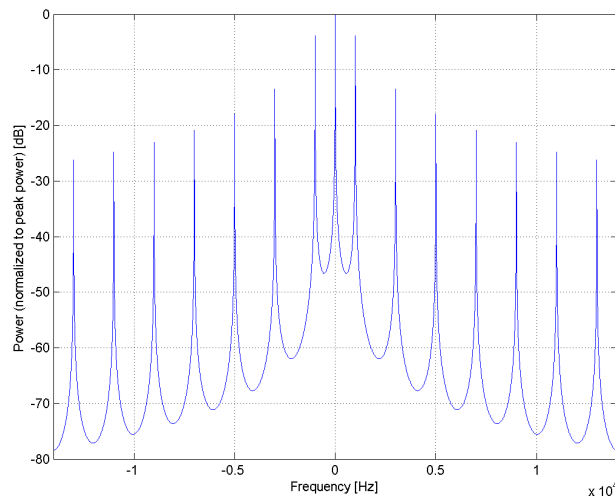
Name:	MRI (Square, 1ms, 0.5ms)
Group:	MRI
UID:	10405-AAC
PAR: ¹	3.01 dB
MIF: ²	-0.87 dB
Standard Reference:	-
Category:	Periodic pulsed modulation
Modulation:	AM
Frequency Band:	MRI 1.5T (59.0 - 69.0 MHz) MRI 3T (123.0 - 133.0 MHz) Validation band (0.0 - 6000.0 MHz)
Detailed Specification:	Custom Calibration Sequence Pulse Shape: rectangular Repetition Rate: 1 kHz Duty Cycle: 50%
Bandwidth:	0.0 MHz
Integration Time:	1.0 ms

¹ PAR (0.1%) in accordance with FCC KDB 971168, Section 6.0 "Measurement of the Peak-to-Average Power Ratio (PAPR)"

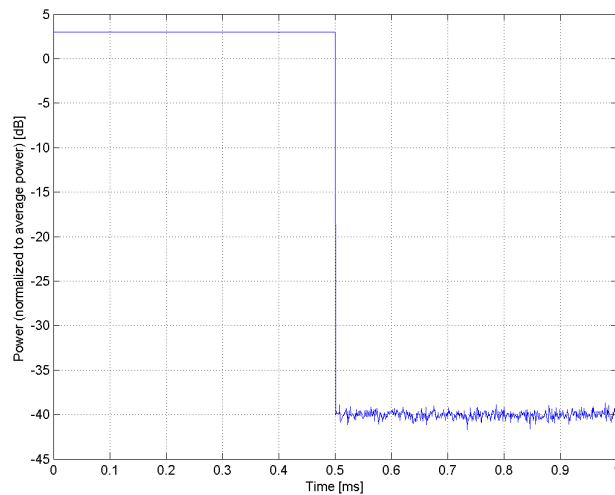
² Modulation Interference Factor (MIF) value valid only in conjunction with advanced probe response linearization calibration for the same communication system (same UID and version).



Complementary Cumulative Distribution Function (CCDF)



Frequency Domain



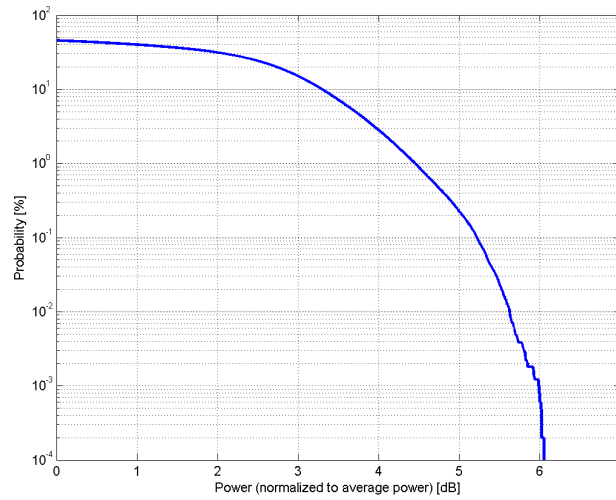
Time Domain

**Calibration Laboratory of
Schmid & Partner
Engineering AG**
Zeughausstrasse 43, 8004 Zurich, Switzerland

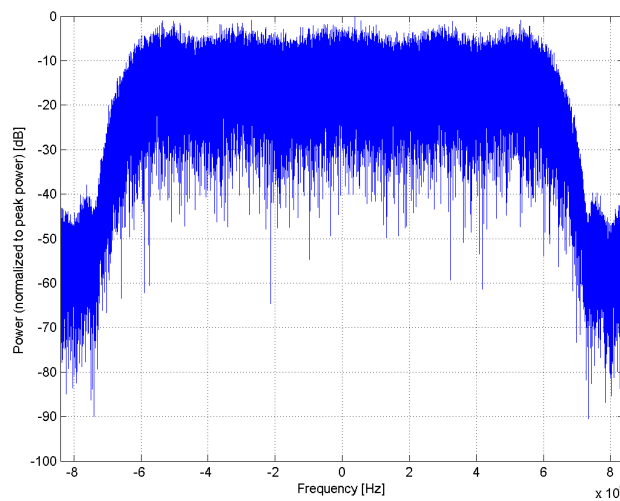
Name:	CDMA2000, RC3, SO32, SCH0, Full Rate
Group:	CDMA2000
UID:	10406-AAB
PAR: ¹	5.22 dB
MIF: ²	-16.62 dB
Standard Reference:	3GPP2 C.S0002-C-1, Chapter 2.1.3.9.2.3 FCC OET KDB 941225 D01 SAR test for 3G devices (v02)
Category:	Random amplitude modulation
Modulation:	BPSK
Frequency Band:	Band Class 0 (815.0-849.0 MHz, 20220) Band Class 1 (1850.0-1910.0 MHz, 20040) Band Class 2 (872.0-915.0 MHz, 20041) Band Class 3 (887.0-925.0 MHz, 20042) Band Class 4 (1750.0-1780.0 MHz, 20043) Band Class 5 (411.7-483.5 MHz, 20044) Band Class 6 (1920.0-1980.0 MHz, 20045) Band Class 7 (776.0-794.0 MHz, 20046) Band Class 8 (1710.0-1785.0 MHz, 20047) Band Class 9 (880.0-915.0 MHz, 20048) Band Class 10 (806.0-901.0 MHz, 20049) Band Class 11 (410.0-462.5 MHz, 20050) Band Class 12 (870.0-876.0 MHz, 20051) Band Class 13 (2500.0-2570.0 MHz, 20179) Band Class 14 (1850.0-1915.0 MHz, 20180) Band Class 15 (1710.0-1755.0 MHz, 20181) Band Class 16 (2502.0-2568.0 MHz, 20182) Band Class 18 (787.0-799.0 MHz, 20184) Band Class 19 (698.0-716.0 MHz, 20185) Band Class 20 (1626.5-1660.5 MHz, 20186) Band Class 21 (2000.0-2020.0 MHz, 20187)
Detailed Specification:	Radio Configuration 3 (RC3) Service Option 32 (SO32) SCH0 enabled Full frame rate FCH level: -7.4dB Power control bits: All bits up SCH0 level: -7dB PCH level: -12dB QPCH off Protocol revision: 6
Bandwidth:	1.2 MHz
Integration Time:	100.0 ms

¹ PAR (0.1%) in accordance with FCC KDB 971168, Section 6.0 "Measurement of the Peak-to-Average Power Ratio (PAPR)"

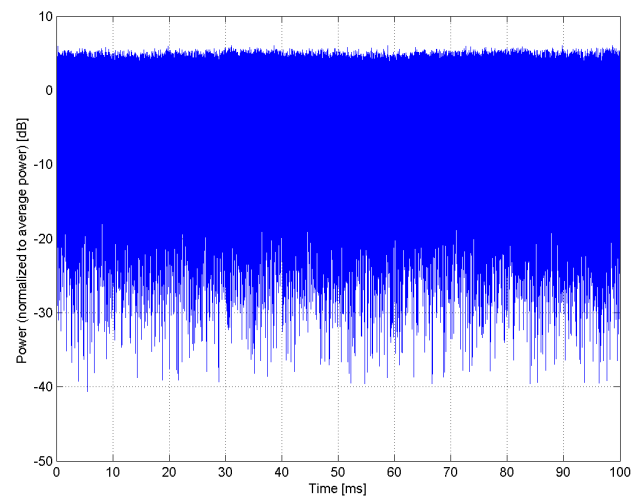
² Modulation Interference Factor (MIF) value valid only in conjunction with advanced probe response linearization calibration for the same communication system (same UID and version).



Complementary Cumulative Distribution Function (CCDF)



Frequency Domain



Time Domain

**Calibration Laboratory of
Schmid & Partner
Engineering AG**
Zeughausstrasse 43, 8004 Zurich, Switzerland

Name: **LTE-TDD (SC-FDMA, 1 RB, 10 MHz, QPSK, UL Subframe=2,3,4,7,8,9, Subframe Conf=4)**

Group: LTE-TDD
UID: 10410-AAG

PAR: ¹ **7.82 dB**
MIF: ² **-3.41 dB**

Standard Reference: 3GPP / ETSI TS 136.101 V8.4.0
3GPP / ETSI TS 136.213 V8.4.0
FCC OET KDB 941225 D05 SAR for LTE Devices v01

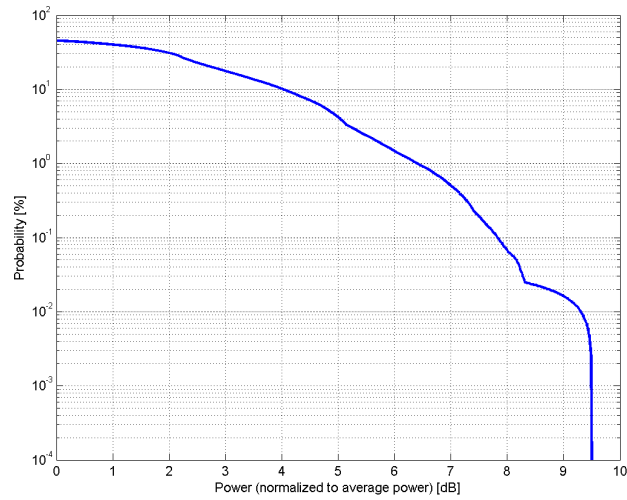
Category: Random amplitude modulation
Modulation: QPSK
Frequency Band: Band 33, E-UTRA/TDD (1900.0 - 1920.0 MHz)
Band 34, E-UTRA/TDD (2010.0 - 2025.0 MHz)
Band 35, E-UTRA/TDD (1850.0 - 1910.0 MHz)
Band 36, E-UTRA/TDD (1930.0 - 1990.0 MHz)
Band 37, E-UTRA/TDD (1910.0 - 1930.0 MHz)
Band 38, E-UTRA/TDD (2570.0 - 2620.0 MHz)
Band 39, E-UTRA/TDD (1880.0 - 1920.0 MHz)
Band 40, E-UTRA/TDD (2300.0 - 2400.0 MHz)
Band 41, E-UTRA/TDD (2496.0 - 2690.0 MHz)
Band 42, E-UTRA/TDD (3400.0 - 3600.0 MHz)
Band 43, E-UTRA/TDD (3600.0 - 3800.0 MHz)
Band 44, E-UTRA/TDD (703.0 - 803.0 MHz)
Band 45, E-UTRA/FDD (1447.0 - 1467.0 MHz)
Band 46, E-UTRA/FDD (5150.0 - 5925.0 MHz)
Band 47, E-UTRA/TDD (5855.0 - 5925.0 MHz)
Band 48, E-UTRA/TDD (3550.0 - 3700.0 MHz)
Band 49, E-UTRA/TDD (3550.0 - 3700.0 MHz)
Band 50, E-UTRA/TDD (1432.0 - 1517.0 MHz)
Band 52, E-UTRA/FDD (3300.0 - 3400.0 MHz)
Band 53, E-UTRA/FDD (2483.5 - 2495.0 MHz)
Validation band (0.0 - 6000.0 MHz)

Detailed Specification: Modulation Scheme: SC-FDMA
Uplink-downlink configuration: 0
Special Subframe configuration: 4
Number of Frames: 1
Settings for UL Subframe: 2,3,4,7,8,9
Number of PUSCHs: 1
Modulation Scheme: QPSK
Allocated RB: 1
Start Number of RB: 25
Data Type: PN9fix

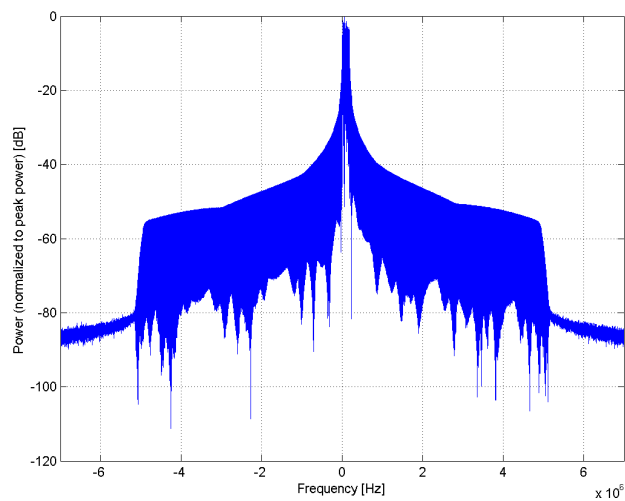
Bandwidth: 10.0 MHz
Integration Time: 10.0 ms

¹ PAR (0.1%) in accordance with FCC KDB 971168, Section 6.0 "Measurement of the Peak-to-Average Power Ratio (PAPR)"

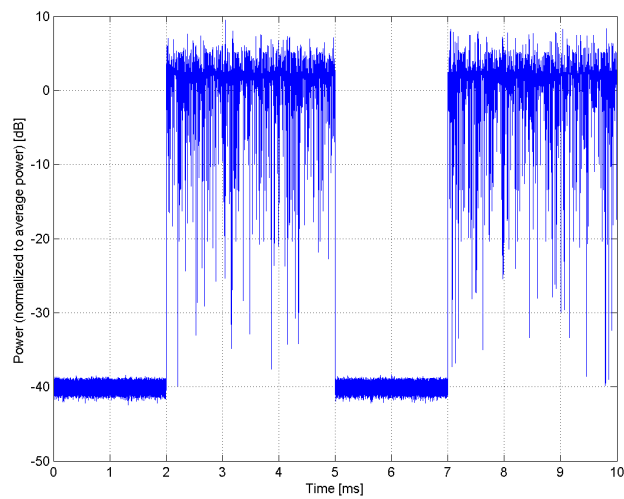
² Modulation Interference Factor (MIF) value valid only in conjunction with advanced probe response linearization calibration for the same communication system (same UID and version).



Complementary Cumulative Distribution Function (CCDF)



Frequency Domain



Time Domain

**Calibration Laboratory of
Schmid & Partner
Engineering AG**
Zeughausstrasse 43, 8004 Zurich, Switzerland

Name: **IEEE 802.11b WiFi 2.4 GHz (DSSS, 1 Mbps, 99pc duty cycle)**

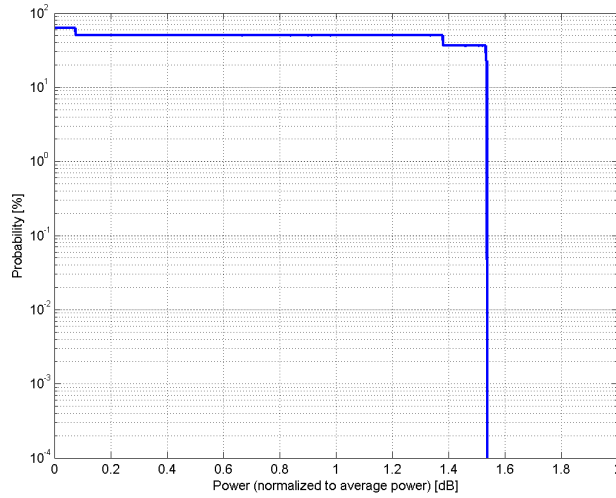
Group: WLAN
UID: 10415-AAA

PAR: ¹ **1.54 dB**
MIF: ² **-17.55 dB**

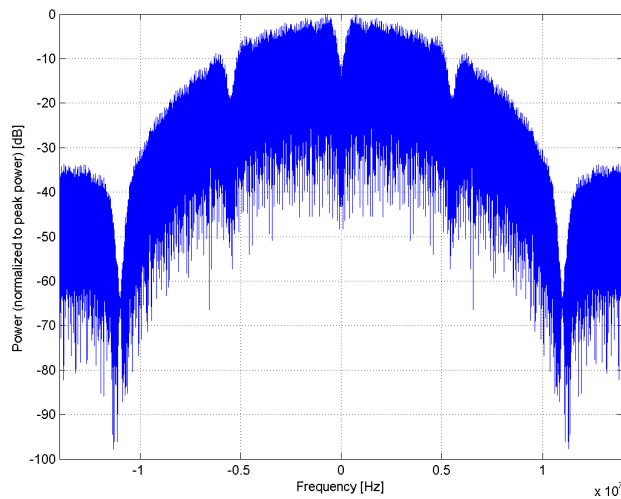
Standard Reference: IEEE 802.11-2012
FCC SAR meas for 802 11 a b g v01r02 (248227 D01)
Category: Random amplitude modulation
Modulation: DBPSK
Frequency Band: WLAN 2.4GHz (2412.0-2484.0 MHz, 20230)
Detailed Specification: Duty cycle: 99 %
PSDU length: 1024 bytes
Preamble type: long
Data Rate: 1Mbps
Burst on time: 8384us
Bandwidth: 20.0 MHz
Integration Time: 8.5 ms

¹ PAR (0.1%) in accordance with FCC KDB 971168, Section 6.0 "Measurement of the Peak-to-Average Power Ratio (PAPR)"

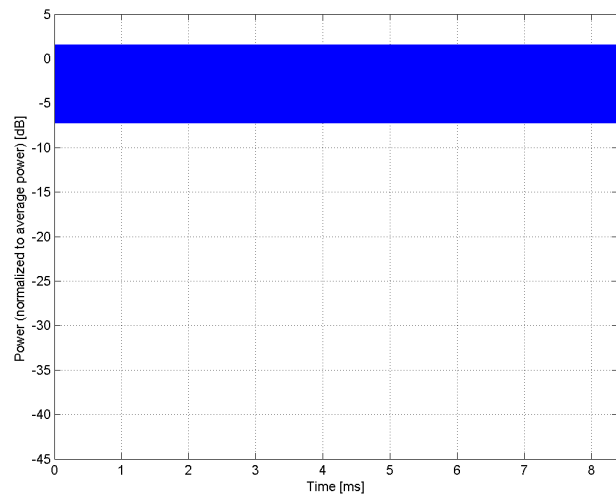
² Modulation Interference Factor (MIF) value valid only in conjunction with advanced probe response linearization calibration for the same communication system (same UID and version).



Complementary Cumulative Distribution Function (CCDF)



Frequency Domain



Time Domain

**Calibration Laboratory of
Schmid & Partner
Engineering AG**
Zeughausstrasse 43, 8004 Zurich, Switzerland

Name: **IEEE 802.11g WiFi 2.4 GHz (ERP-OFDM, 6 Mbps, 99pc duty cycle)**

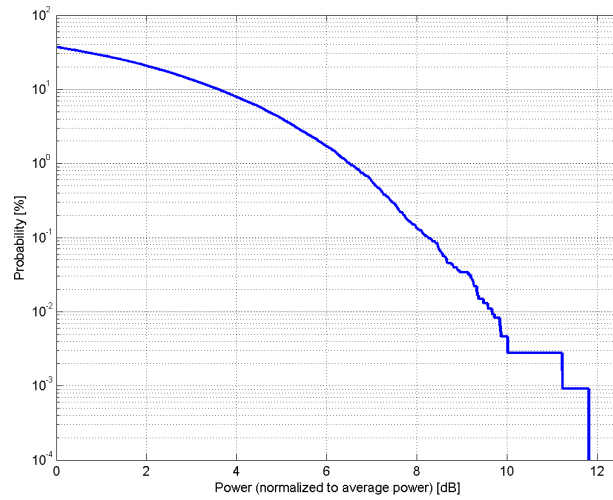
Group: WLAN
UID: 10416-AAA

PAR: ¹ **8.23 dB**
MIF: ² **-18.74 dB**

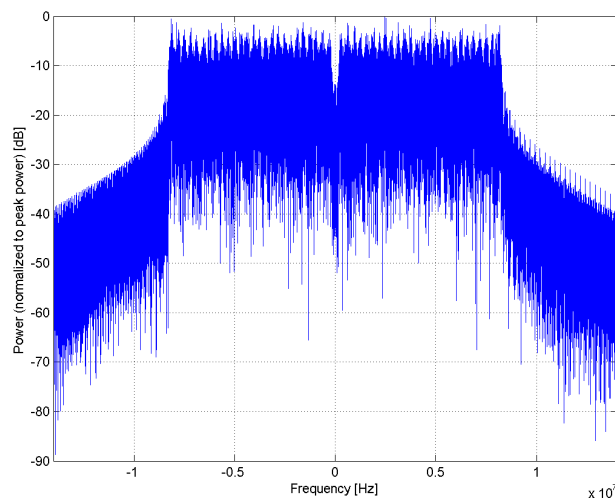
Standard Reference: IEEE 802.11 2012
FCC SAR meas for 802 11 a b g v01r02 (248227 D01)
Category: Random amplitude modulation
Modulation: BPSK
Frequency Band: WLAN 2.4GHz (2412.0-2484.0 MHz, 20230)
Detailed Specification: Duty cycle: 99 %
PSDU length: 1000 bytes
Frame format: ERP-OFDM
Data Rate: 6Mbps
Burst on time: 1360us
Preamble type: long
Bandwidth: 20.0 MHz
Integration Time: 1.4 ms

¹ PAR (0.1%) in accordance with FCC KDB 971168, Section 6.0 "Measurement of the Peak-to-Average Power Ratio (PAPR)"

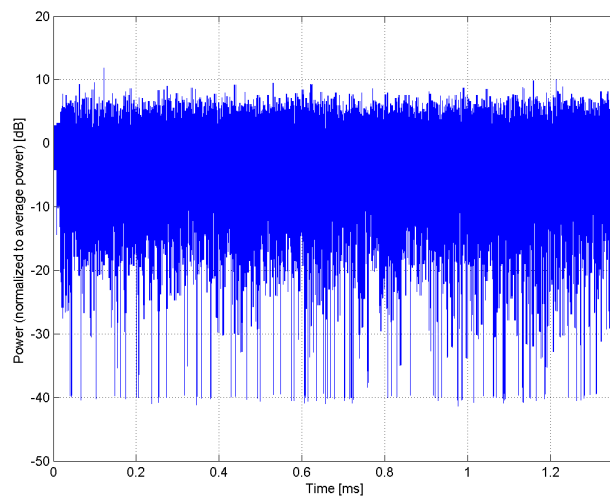
² Modulation Interference Factor (MIF) value valid only in conjunction with advanced probe response linearization calibration for the same communication system (same UID and version).



Complementary Cumulative Distribution Function (CCDF)



Frequency Domain



Time Domain

**Calibration Laboratory of
Schmid & Partner
Engineering AG**
Zeughausstrasse 43, 8004 Zurich, Switzerland

Name: **IEEE 802.11a/h WiFi 5 GHz (OFDM, 6 Mbps, 99pc duty cycle)**

Group: WLAN
UID: 10417-AAC

PAR: ¹ **8.23 dB**
MIF: ² **-18.74 dB**

Standard Reference: IEEE 802.11-2012
FCC SAR meas for 802 11 a b g v01r02 (248227 D01)

Category: Random amplitude modulation

Modulation: BPSK

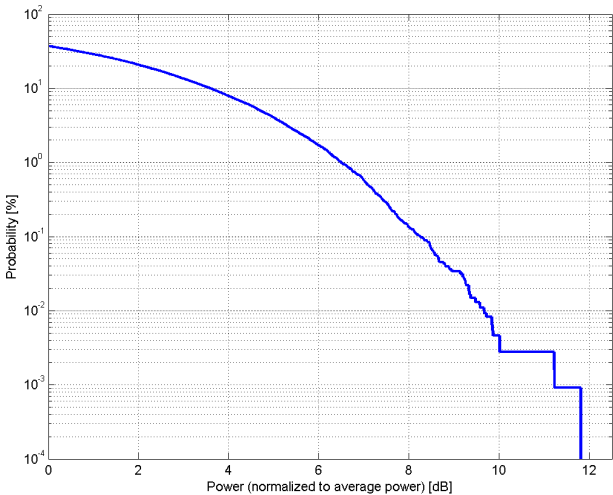
Frequency Band: WLAN 5GHz (4915.0 - 5825.0 MHz)
U-NII-1, U-NII-2A (5170 - 5330 MHz)
U-NII-2C Standalone (5490 - 5710 MHz)
U-NII-2C <5.65 GHz (5490 - 5650 MHz)
U-NII-3 Standalone (5735 - 5835 MHz)
U-NII-2C, U-NII-3 (5650 - 5835 MHz)
U-NII-4 (5.825 - 5.925 MHz)
Validation band (0.0 - 6000.0 MHz)

Detailed Specification: Duty cycle: 99%
PSDU length: 1000 bytes
Data Rate: 6Mbps
Burst on time: 1360us

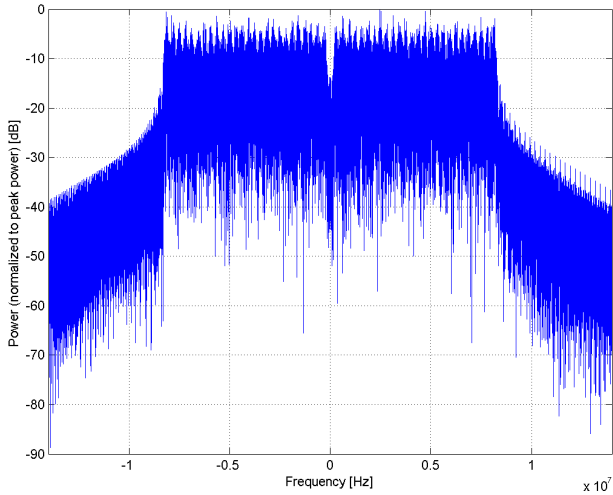
Bandwidth: 20.0 MHz
Integration Time: 1.4 ms

¹ PAR (0.1%) in accordance with FCC KDB 971168, Section 6.0 "Measurement of the Peak-to-Average Power Ratio (PAPR)"

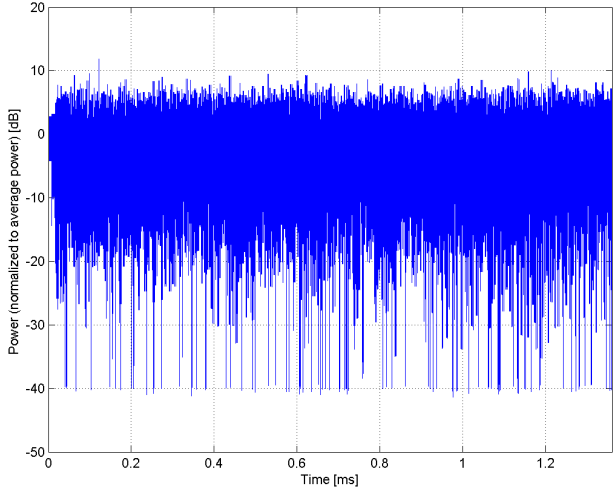
² Modulation Interference Factor (MIF) value valid only in conjunction with advanced probe response linearization calibration for the same communication system (same UID and version).



Complementary Cumulative Distribution Function (CCDF)



Frequency Domain



Time Domain

**Calibration Laboratory of
Schmid & Partner
Engineering AG**
Zeughausstrasse 43, 8004 Zurich, Switzerland

Name: **IEEE 802.11g WiFi 2.4 GHz (DSSS-OFDM, 6 Mbps, 99pc duty cycle, Long preamble)**

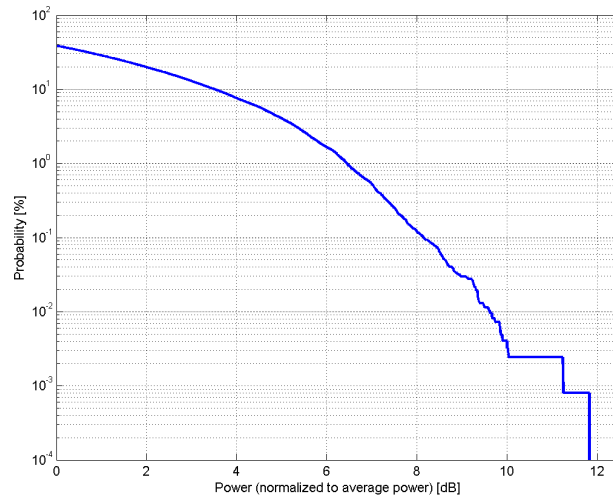
Group: WLAN
UID: 10418-AAA

PAR: ¹ **8.14 dB**
MIF: ² **-17.11 dB**

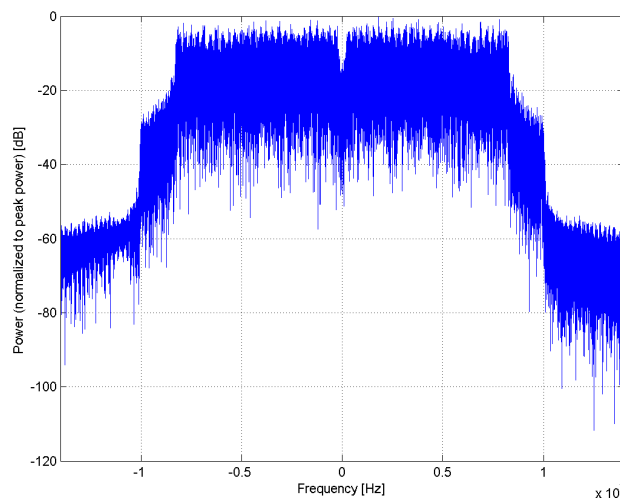
Standard Reference: IEEE 802.11-2012
FCC SAR meas for 802 11 a b g v01r02 (248227 D01)
Category: Random amplitude modulation
Modulation: BPSK
Frequency Band: WLAN 2.4GHz (2412.0-2484.0 MHz, 20230)
Detailed Specification: Duty cycle: 99 %
PSDU length: 1000 bytes
Frame format: DSSS-OFDM
Data Rate: 6Mbps
Burst on time: 1496us
Preamble type: long
Bandwidth: 20.0 MHz
Integration Time: 1.5 ms

¹ PAR (0.1%) in accordance with FCC KDB 971168, Section 6.0 "Measurement of the Peak-to-Average Power Ratio (PAPR)"

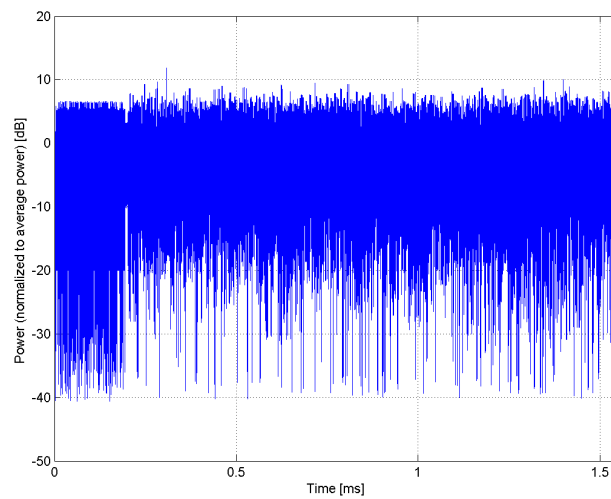
² Modulation Interference Factor (MIF) value valid only in conjunction with advanced probe response linearization calibration for the same communication system (same UID and version).



Complementary Cumulative Distribution Function (CCDF)



Frequency Domain



Time Domain

**Calibration Laboratory of
Schmid & Partner
Engineering AG**
Zeughausstrasse 43, 8004 Zurich, Switzerland

Name: **IEEE 802.11g WiFi 2.4 GHz (DSSS-OFDM, 6 Mbps, 99pc duty cycle, Short preamble)**

Group: WLAN
UID: 10419-AAA

PAR: ¹ **8.19 dB**
MIF: ² **-18.31 dB**

Standard Reference: IEEE 802.11-2012
FCC SAR meas for 802 11 a b g v01r02 (248227 D01)

Category: Random amplitude modulation

Modulation: BPSK

Frequency Band: WLAN 2.4GHz (2412.0-2484.0 MHz, 20230)

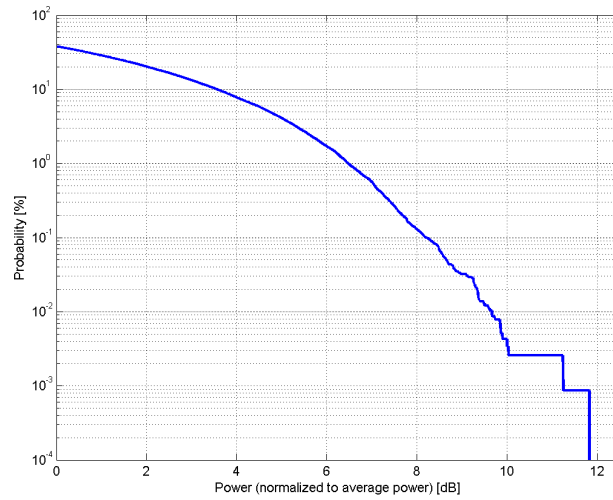
Detailed Specification: Duty cycle: 99 %
PSDU length: 1000 bytes
Frame format: DSSS-OFDM
Data Rate: 6Mbps
Burst on time: 1496us
Preamble type: short

Bandwidth: 20.0 MHz

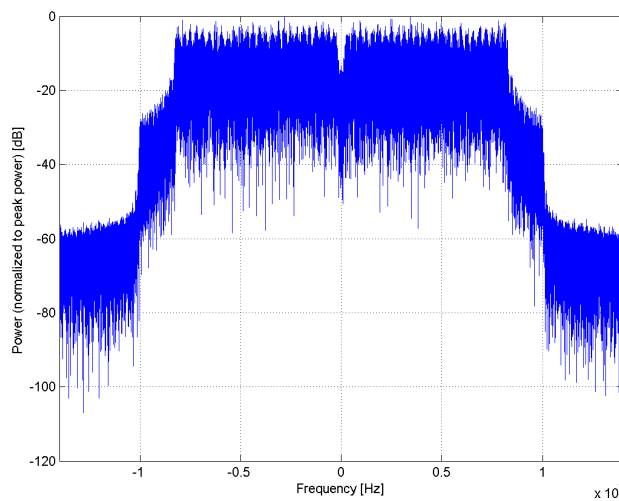
Integration Time: 1.5 ms

¹ PAR (0.1%) in accordance with FCC KDB 971168, Section 6.0 "Measurement of the Peak-to-Average Power Ratio (PAPR)"

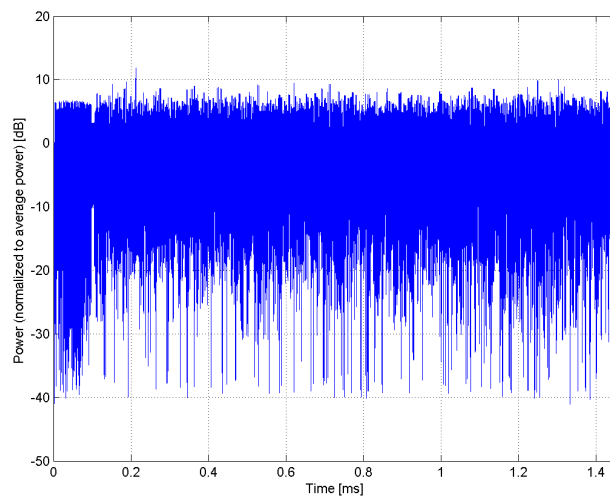
² Modulation Interference Factor (MIF) value valid only in conjunction with advanced probe response linearization calibration for the same communication system (same UID and version).



Complementary Cumulative Distribution Function (CCDF)



Frequency Domain



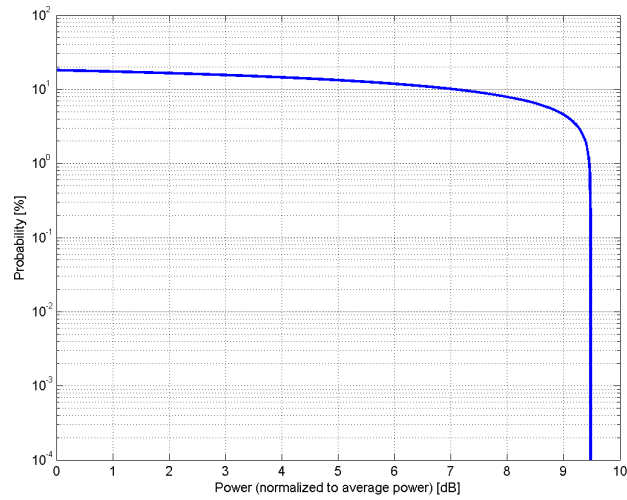
Time Domain

**Calibration Laboratory of
Schmid & Partner
Engineering AG**
Zeughausstrasse 43, 8004 Zurich, Switzerland

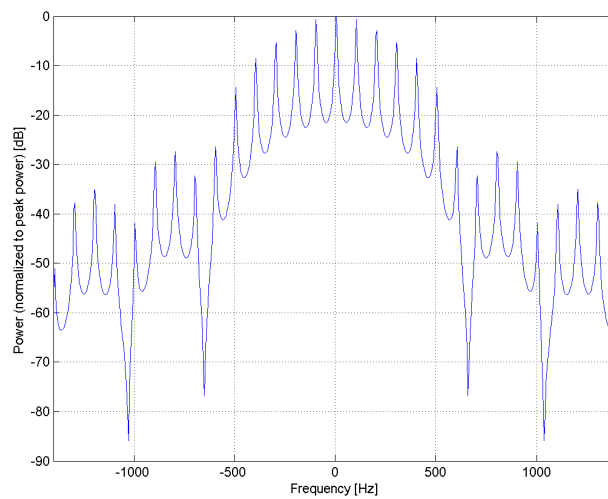
Name:	FSE MRI sequence (pi Sinc, 10ms, 2.5 ms)
Group:	MRI
UID:	10421-AAC
PAR: ¹	9.48 dB
MIF: ²	1.87 dB
Standard Reference:	SPEAG
Category:	Periodic pulsed modulation
Modulation:	AM
Frequency Band:	MRI 1.5T (59.0 - 69.0 MHz) MRI 3T (123.0 - 133.0 MHz) Validation band (0.0 - 6000.0 MHz)
Detailed Specification:	Calibration Sequence for Fast Spin Echo Pulse Shape: Sinc +/- Pi Repetition Rate: 100 Hz Duty Cycle: 25%
Bandwidth:	0.0 MHz
Integration Time:	10.0 ms

¹ PAR (0.1%) in accordance with FCC KDB 971168, Section 6.0 "Measurement of the Peak-to-Average Power Ratio (PAPR)"

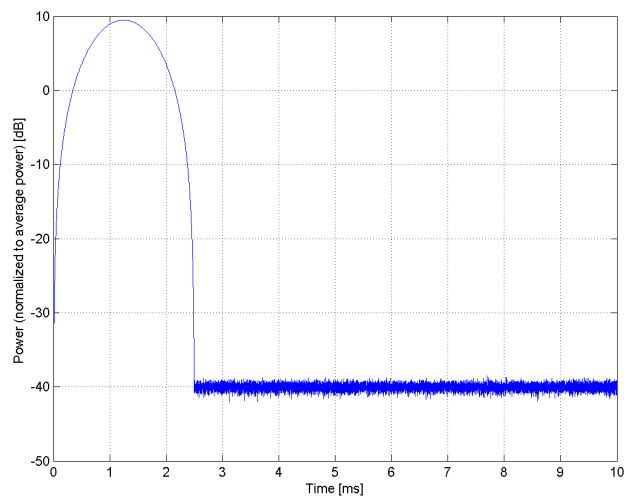
² Modulation Interference Factor (MIF) value valid only in conjunction with advanced probe response linearization calibration for the same communication system (same UID and version).



Complementary Cumulative Distribution Function (CCDF)



Frequency Domain



Time Domain

**Calibration Laboratory of
Schmid & Partner
Engineering AG**
Zeughausstrasse 43, 8004 Zurich, Switzerland

Name: **IEEE 802.11n (HT Greenfield, 7.2 Mbps, BPSK)**

Group: WLAN
UID: 10422-AAC

PAR: ¹ **8.32 dB**
MIF: ² **-14.20 dB**

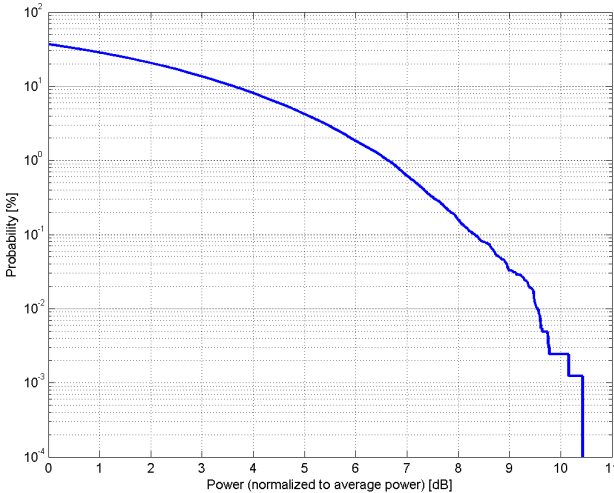
Standard Reference: IEEE 802.11n-2009
Category: Random amplitude modulation
Modulation: BPSK
Frequency Band: WLAN 2.4GHz (2412.0 - 2484.0 MHz)
WLAN 5GHz (4915.0 - 5825.0 MHz)
U-NII-1, U-NII-2A (5170 - 5330 MHz)
U-NII-2C Standalone (5490 - 5710 MHz)
U-NII-2C <5.65 GHz (5490 - 5650 MHz)
U-NII-3 Standalone (5735 - 5835 MHz)
U-NII-2C, U-NII-3 (5650 - 5835 MHz)
U-NII-4 (5.825 - 5.925 MHz)
Validation band (0.0 - 6000.0 MHz)

Detailed Specification: Modulation: BPSK
Data Rate: 7.2 Mbps
PPDU Format: HT Greenfield
PPDU Type: 20 MHz
MCS Index: 0
Guard Interval: Short
Duty Cycle: 99%

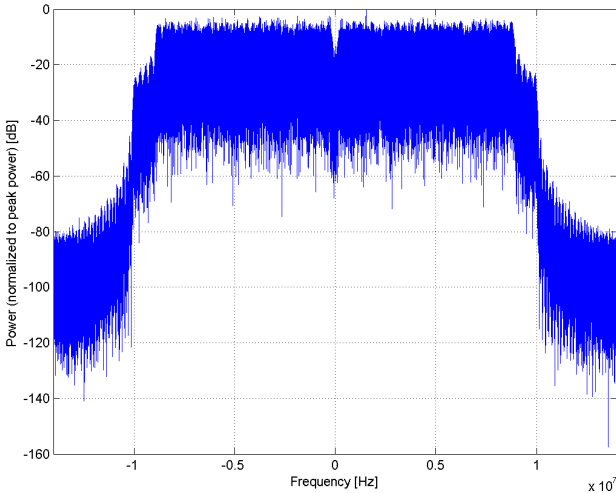
Bandwidth: 20.0 MHz
Integration Time: 2.0 ms

¹ PAR (0.1%) in accordance with FCC KDB 971168, Section 6.0 "Measurement of the Peak-to-Average Power Ratio (PAPR)"

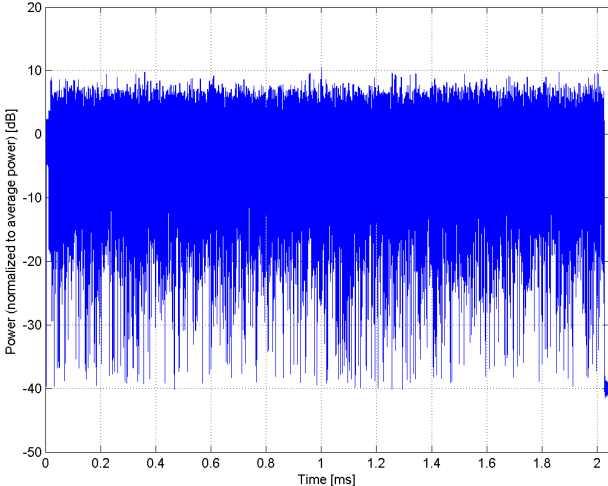
² Modulation Interference Factor (MIF) value valid only in conjunction with advanced probe response linearization calibration for the same communication system (same UID and version).



Complementary Cumulative Distribution Function (CCDF)



Frequency Domain



Time Domain

**Calibration Laboratory of
Schmid & Partner
Engineering AG**
Zeughausstrasse 43, 8004 Zurich, Switzerland

Name: **IEEE 802.11n (HT Greenfield, 43.3 Mbps, 16-QAM)**

Group: WLAN
UID: 10423-AAC

PAR: ¹ **8.47 dB**
MIF: ² **-13.60 dB**

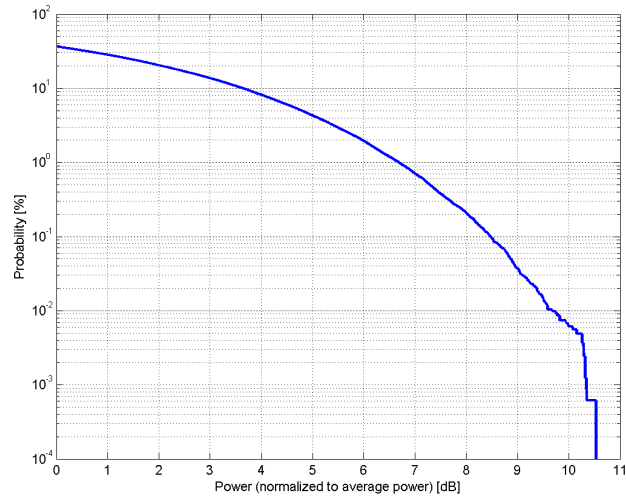
Standard Reference: IEEE 802.11n-2009
Category: Random amplitude modulation
Modulation: BPSK
Frequency Band: WLAN 2.4GHz (2412.0 - 2484.0 MHz)
WLAN 5GHz (4915.0 - 5825.0 MHz)
U-NII-1, U-NII-2A (5170 - 5330 MHz)
U-NII-2C Standalone (5490 - 5710 MHz)
U-NII-2C <5.65 GHz (5490 - 5650 MHz)
U-NII-3 Standalone (5735 - 5835 MHz)
U-NII-2C, U-NII-3 (5650 - 5835 MHz)
U-NII-4 (5.825 - 5.925 MHz)
Validation band (0.0 - 6000.0 MHz)

Detailed Specification: Modulation: 16-QAM
Data Rate: 43.3 Mbps
PPDU Format: HT Greenfield
PPDU Type: 20 MHz
MCS Index: 4
Guard Interval: Short
Duty Cycle: 99%

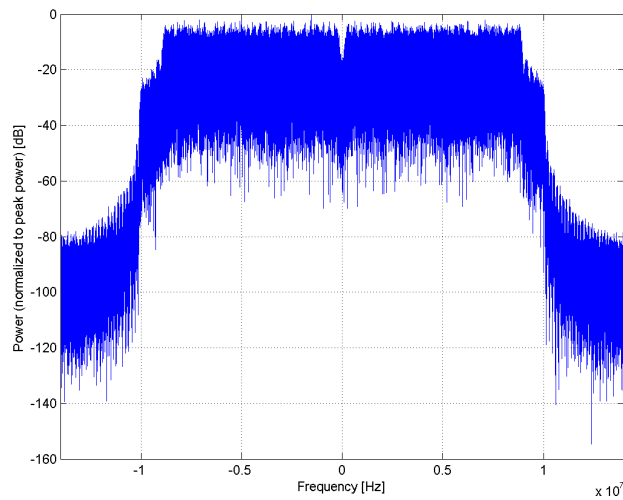
Bandwidth: 20.0 MHz
Integration Time: 2.0 ms

¹ PAR (0.1%) in accordance with FCC KDB 971168, Section 6.0 "Measurement of the Peak-to-Average Power Ratio (PAPR)"

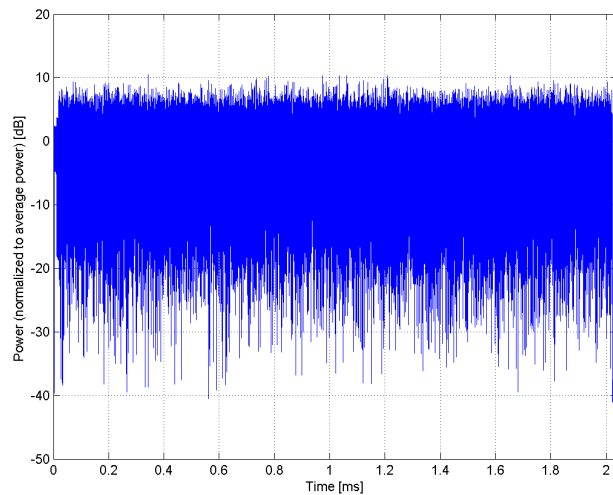
² Modulation Interference Factor (MIF) value valid only in conjunction with advanced probe response linearization calibration for the same communication system (same UID and version).



Complementary Cumulative Distribution Function (CCDF)



Frequency Domain



Time Domain

**Calibration Laboratory of
Schmid & Partner
Engineering AG**
Zeughausstrasse 43, 8004 Zurich, Switzerland

Name: **IEEE 802.11n (HT Greenfield, 72.2 Mbps, 64-QAM)**

Group: WLAN
UID: 10424-AAC

PAR: ¹ **8.40 dB**
MIF: ² **-13.84 dB**

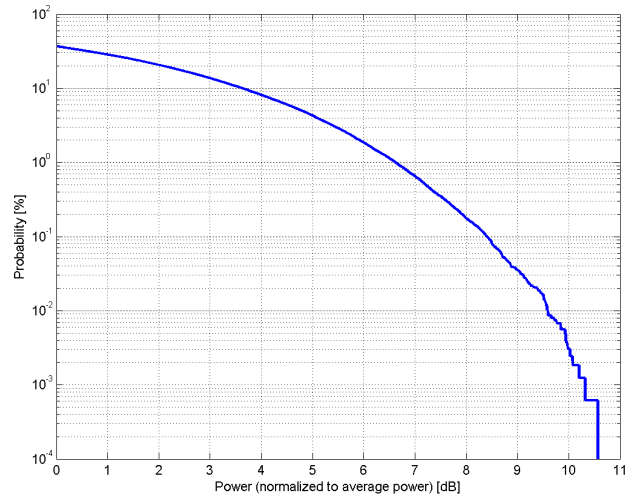
Standard Reference: IEEE 802.11n-2009
Category: Random amplitude modulation
Modulation: BPSK
Frequency Band: WLAN 2.4GHz (2412.0 - 2484.0 MHz)
WLAN 5GHz (4915.0 - 5825.0 MHz)
U-NII-1, U-NII-2A (5170 - 5330 MHz)
U-NII-2C Standalone (5490 - 5710 MHz)
U-NII-2C <5.65 GHz (5490 - 5650 MHz)
U-NII-3 Standalone (5735 - 5835 MHz)
U-NII-2C, U-NII-3 (5650 - 5835 MHz)
U-NII-4 (5.825 - 5.925 MHz)
Validation band (0.0 - 6000.0 MHz)

Detailed Specification: Modulation: 64-QAM
Data Rate: 72.2 Mbps
PPDU Format: HT Greenfield
PPDU Type: 20 MHz
MCS Index: 7
Guard Interval: Short
Payload Length: 1767

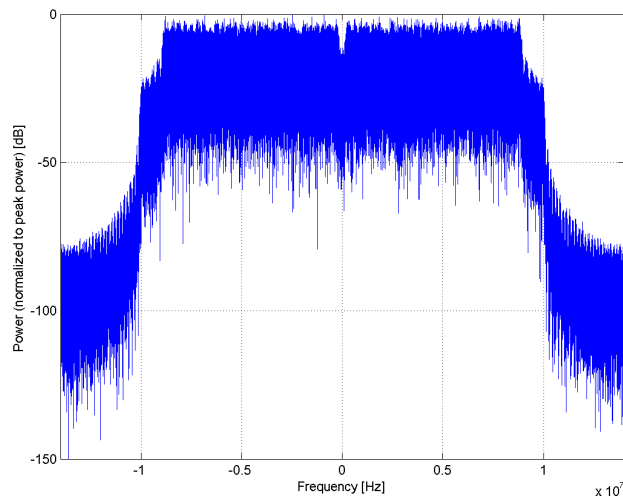
Bandwidth: 20.0 MHz
Integration Time: 2.0 ms

¹ PAR (0.1%) in accordance with FCC KDB 971168, Section 6.0 "Measurement of the Peak-to-Average Power Ratio (PAPR)"

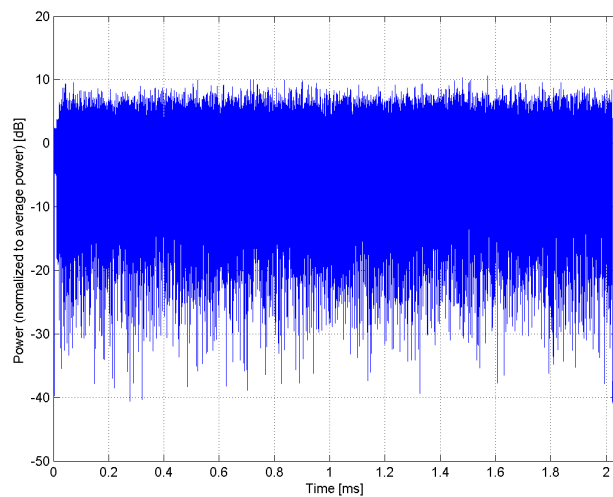
² Modulation Interference Factor (MIF) value valid only in conjunction with advanced probe response linearization calibration for the same communication system (same UID and version).



Complementary Cumulative Distribution Function (CCDF)



Frequency Domain



Time Domain

**Calibration Laboratory of
Schmid & Partner
Engineering AG**
Zeughausstrasse 43, 8004 Zurich, Switzerland

Name: **IEEE 802.11n (HT Greenfield, 15 Mbps, BPSK)**

Group: WLAN
UID: 10425-AAC

PAR: ¹ **8.41 dB**
MIF: ² **-13.52 dB**

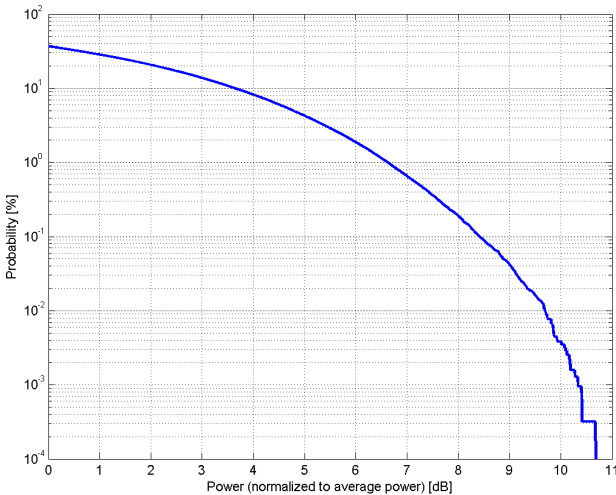
Standard Reference: IEEE 802.11n-2009
Category: Random amplitude modulation
Modulation: BPSK
Frequency Band: WLAN 2.4GHz (2412.0 - 2484.0 MHz)
WLAN 5GHz (4915.0 - 5825.0 MHz)
U-NII-1, U-NII-2A (5170 - 5330 MHz)
U-NII-2C Standalone (5490 - 5710 MHz)
U-NII-2C <5.65 GHz (5490 - 5650 MHz)
U-NII-3 Standalone (5735 - 5835 MHz)
U-NII-2C, U-NII-3 (5650 - 5835 MHz)
U-NII-4 (5.825 - 5.925 MHz)
Validation band (0.0 - 6000.0 MHz)

Detailed Specification: Modulation: BPSK
Data Rate: 15 Mbps
PPDU Format: HT Greenfield
PPDU Type: 40 MHz
MCS Index: 0
Guard Interval: Short
Payload Length: 1767

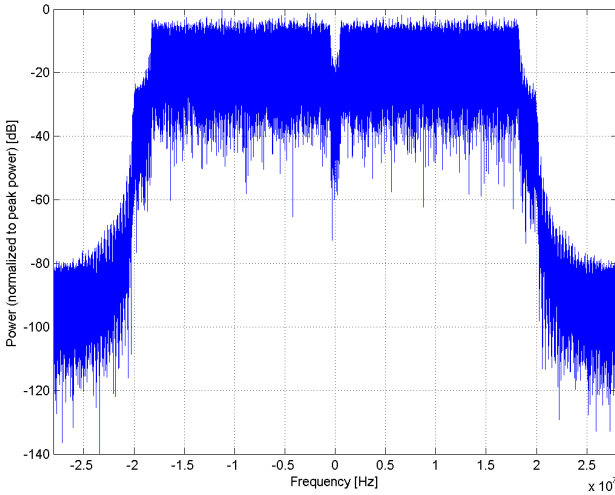
Bandwidth: 40.0 MHz
Integration Time: 2.0 ms

¹ PAR (0.1%) in accordance with FCC KDB 971168, Section 6.0 "Measurement of the Peak-to-Average Power Ratio (PAPR)"

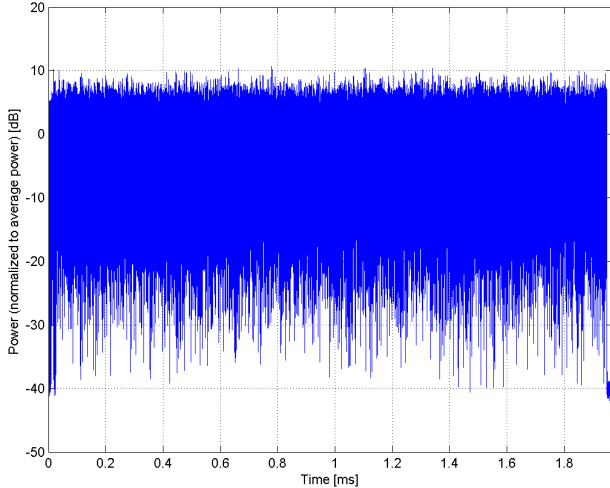
² Modulation Interference Factor (MIF) value valid only in conjunction with advanced probe response linearization calibration for the same communication system (same UID and version).



Complementary Cumulative Distribution Function (CCDF)



Frequency Domain



Time Domain

**Calibration Laboratory of
Schmid & Partner
Engineering AG**
Zeughausstrasse 43, 8004 Zurich, Switzerland

Name: **IEEE 802.11n (HT Greenfield, 90 Mbps, 16-QAM)**

Group: WLAN
UID: 10426-AAC

PAR: ¹ **8.45 dB**
MIF: ² **-13.71 dB**

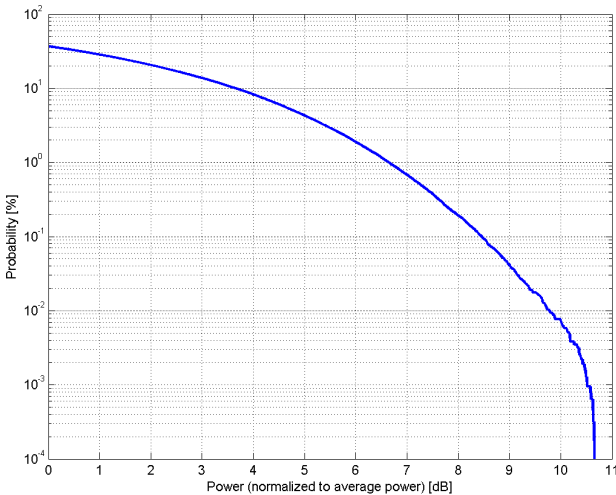
Standard Reference: IEEE 802.11n-2009
Category: Random amplitude modulation
Modulation: BPSK
Frequency Band: WLAN 2.4GHz (2412.0 - 2484.0 MHz)
WLAN 5GHz (4915.0 - 5825.0 MHz)
U-NII-1, U-NII-2A (5170 - 5330 MHz)
U-NII-2C Standalone (5490 - 5710 MHz)
U-NII-2C <5.65 GHz (5490 - 5650 MHz)
U-NII-3 Standalone (5735 - 5835 MHz)
U-NII-2C, U-NII-3 (5650 - 5835 MHz)
U-NII-4 (5.825 - 5.925 MHz)
Validation band (0.0 - 6000.0 MHz)

Detailed Specification: Modulation: 16-QAM
Data Rate: 90 Mbps
PPDU Format: HT Greenfield
PPDU Type: 40 MHz
MCS Index: 4
Guard Interval: Short
Payload Length: 1767

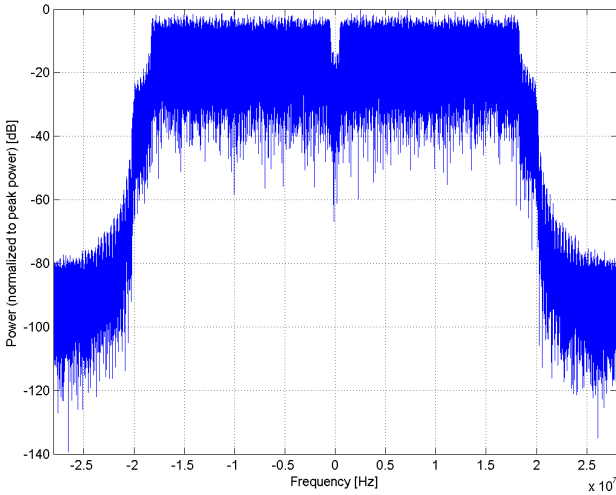
Bandwidth: 40.0 MHz
Integration Time: 2.0 ms

¹ PAR (0.1%) in accordance with FCC KDB 971168, Section 6.0 "Measurement of the Peak-to-Average Power Ratio (PAPR)"

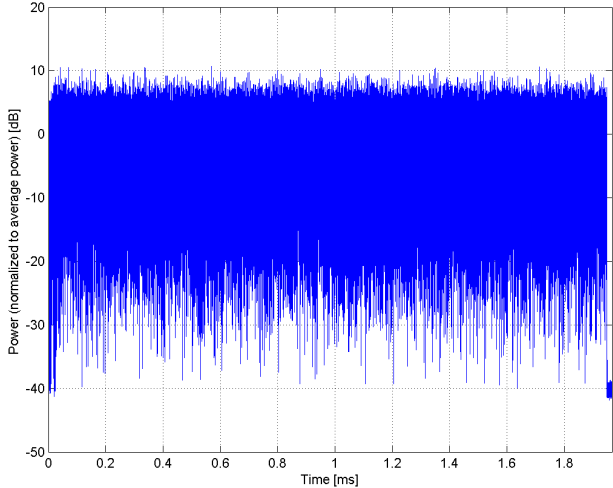
² Modulation Interference Factor (MIF) value valid only in conjunction with advanced probe response linearization calibration for the same communication system (same UID and version).



Complementary Cumulative Distribution Function (CCDF)



Frequency Domain



Time Domain

**Calibration Laboratory of
Schmid & Partner
Engineering AG**
Zeughausstrasse 43, 8004 Zurich, Switzerland

Name: **IEEE 802.11n (HT Greenfield, 150 Mbps, 64-QAM)**

Group: WLAN
UID: 10427-AAC

PAR: ¹ **8.41 dB**
MIF: ² **-13.44 dB**

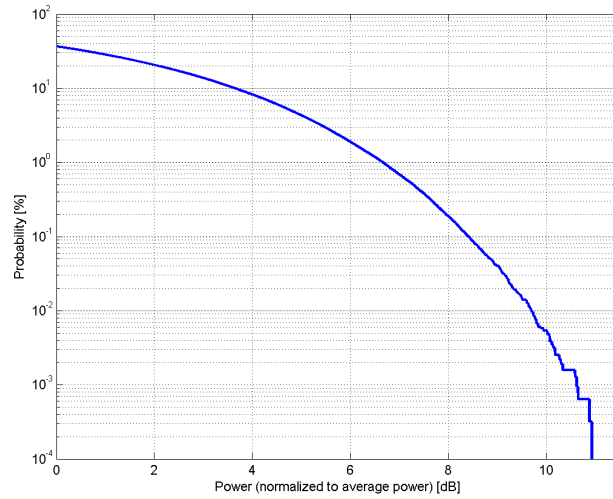
Standard Reference: IEEE 802.11n-2009
Category: Random amplitude modulation
Modulation: BPSK
Frequency Band: WLAN 2.4GHz (2412.0 - 2484.0 MHz)
WLAN 5GHz (4915.0 - 5825.0 MHz)
U-NII-1, U-NII-2A (5170 - 5330 MHz)
U-NII-2C Standalone (5490 - 5710 MHz)
U-NII-2C <5.65 GHz (5490 - 5650 MHz)
U-NII-3 Standalone (5735 - 5835 MHz)
U-NII-2C, U-NII-3 (5650 - 5835 MHz)
U-NII-4 (5.825 - 5.925 MHz)
Validation band (0.0 - 6000.0 MHz)

Detailed Specification: Modulation: 64-QAM
Data Rate: 150 Mbps
PPDU Format: HT Greenfield
PPDU Type: 40 MHz
MCS Index: 7
Guard Interval: Short
Duty Cycle: 99%

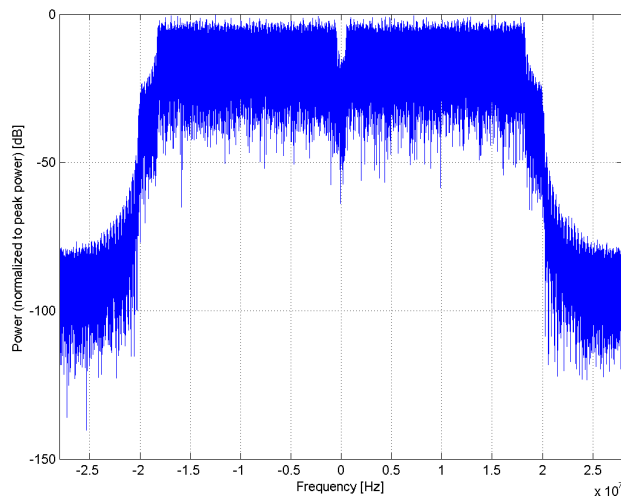
Bandwidth: 40.0 MHz
Integration Time: 2.0 ms

¹ PAR (0.1%) in accordance with FCC KDB 971168, Section 6.0 "Measurement of the Peak-to-Average Power Ratio (PAPR)"

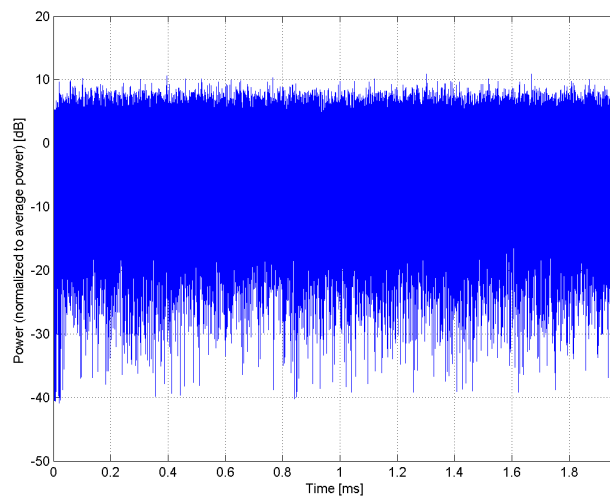
² Modulation Interference Factor (MIF) value valid only in conjunction with advanced probe response linearization calibration for the same communication system (same UID and version).



Complementary Cumulative Distribution Function (CCDF)



Frequency Domain



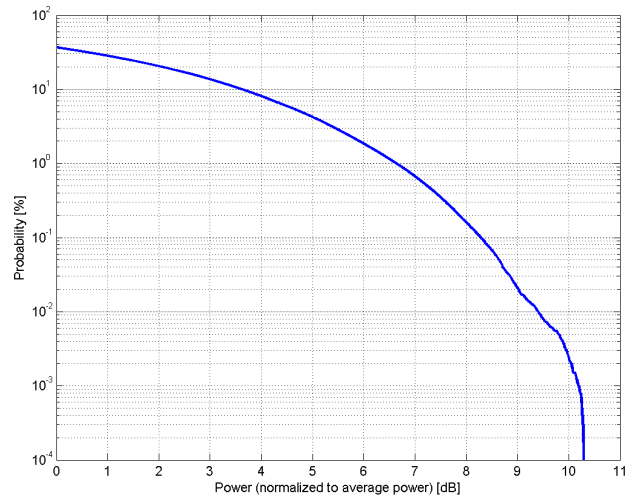
Time Domain

**Calibration Laboratory of
Schmid & Partner
Engineering AG**
Zeughausstrasse 43, 8004 Zurich, Switzerland

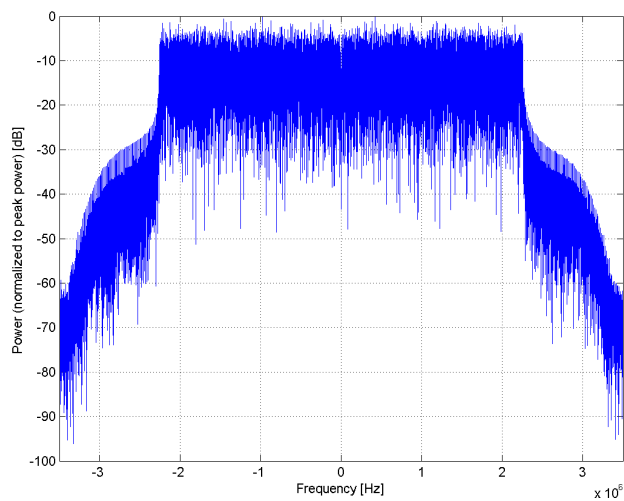
Name:	LTE-FDD (OFDMA, 5 MHz, E-TM 3.1)
Group:	LTE-FDD
UID:	10430-AAD
PAR: ¹	8.28 dB
MIF: ²	-16.24 dB
Standard Reference:	TS 36.141 V11.4
Category:	Random amplitude modulation
Modulation:	64-QAM
Frequency Band:	Band 1, E-UTRA/FDD, Downlink (2110.0 - 2170.0 MHz) Band 2, E-UTRA/FDD, Downlink (1930.0 - 1990.0 MHz) Band 3, E-UTRA/FDD, Downlink (1805.0 - 1880.0 MHz) Band 4, E-UTRA/FDD, Downlink (2110.0 - 2155.0 MHz) Band 5, E-UTRA/FDD, Downlink (869.0 - 894.0 MHz) Band 6, E-UTRA/FDD, Downlink (875.0 - 885.0 MHz) Band 7, E-UTRA/FDD, Downlink (2620.0 - 2690.0 MHz) Band 8, E-UTRA/FDD, Downlink (925.0 - 960.0 MHz) Band 9, E-UTRA/FDD, Downlink (1844.9 - 1879.9 MHz) Band 10, E-UTRA/FDD, Downlink (2110.0 - 2170.0 MHz) Band 11, E-UTRA/FDD, Downlink (1475.9 - 1495.9 MHz) Band 12, E-UTRA/FDD, Downlink (729.0 - 749.0 MHz) Band 13, E-UTRA/FDD, Downlink (746.0 - 756.0 MHz) Band 14, E-UTRA/FDD, Downlink (758.0 - 768.0 MHz) Band 17, E-UTRA/FDD, Downlink (734.0 - 746.0 MHz) Band 18, E-UTRA/FDD, Downlink (860.0 - 875.0 MHz) Band 19, E-UTRA/FDD, Downlink (875.0 - 890.0 MHz) Band 20, E-UTRA/FDD, Downlink (791.0 - 821.0 MHz) Band 21, E-UTRA/FDD, Downlink (1495.9 - 1510.9 MHz) Band 22, E-UTRA/FDD, Downlink (3510.0 - 3590.0 MHz) Band 23, E-UTRA/FDD, Downlink (2180.0 - 2200.0 MHz) Band 24, E-UTRA/FDD, Downlink (1525.0 - 1559.0 MHz) Band 25, E-UTRA/FDD, Downlink (1930.0 - 1995.0 MHz) Band 26, E-UTRA/FDD, Downlink (859.0 - 894.0 MHz) Band 27, E-UTRA/FDD, Downlink (852.0 - 869.0 MHz) Band 28, E-UTRA/FDD, Downlink (758.0 - 803.0 MHz) Band 29, E-UTRA/FDD, Downlink (717.0 - 728.0 MHz) Band 30, E-UTRA/FDD, Downlink (2350.0 - 2360.0 MHz) Band 32, E-UTRA/FDD, Downlink (1452.0 - 1496.0 MHz) Band 65, E-UTRA/FDD, Downlink (2210.0 - 2220.0 MHz) Band 66, E-UTRA/FDD, Downlink (2210.0 - 2220.0 MHz) Band 67, E-UTRA/FDD, Downlink (738.0 - 758.0 MHz) Band 68, E-UTRA/FDD, Downlink (753.0 - 783.0 MHz) Band 69, E-UTRA/FDD, Downlink (2570.0 - 2620.0 MHz) Band 70, E-UTRA/FDD, Downlink (1995.0 - 2020.0 MHz) Band 71, E-UTRA/FDD, Downlink (617.0 - 652.0 MHz) Band 72, E-UTRA/FDD, Downlink (461.0 - 466.0 MHz) Band 73, E-UTRA/FDD, Downlink (460.0 - 465.0 MHz) Band 74, E-UTRA/FDD, Downlink (1475.0 - 1518.0 MHz) Band 75, E-UTRA/FDD, Downlink (1432.0 - 1517.0 MHz) Band 76, E-UTRA/FDD, Downlink (1427.0 - 1432.0 MHz) Band 85, E-UTRA/FDD, Downlink (728.0 - 746.0 MHz) Validation band (0.0 - 6000.0 MHz)
Detailed Specification:	E-UTRA Test Model 3.1 (E-TM3.1)
Bandwidth:	Bandwidth: 5MHz 5.0 MHz
Integration Time:	20.0 ms

¹ PAR (0.1%) in accordance with FCC KDB 971168, Section 6.0 "Measurement of the Peak-to-Average Power Ratio (PAPR)"

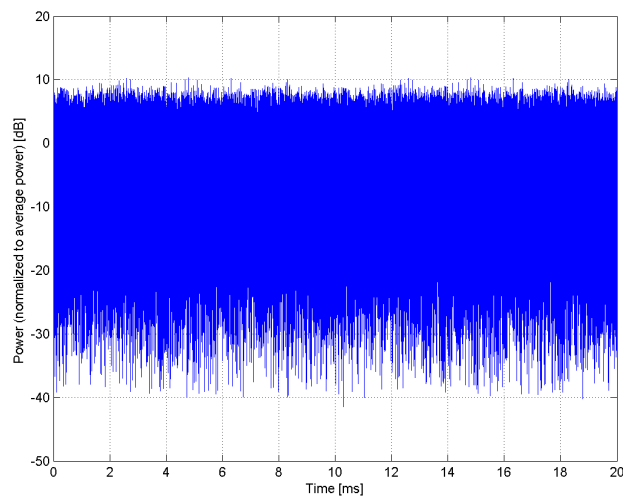
² Modulation Interference Factor (MIF) value valid only in conjunction with advanced probe response linearization calibration for the same communication system (same UID and version).



Complementary Cumulative Distribution Function (CCDF)



Frequency Domain



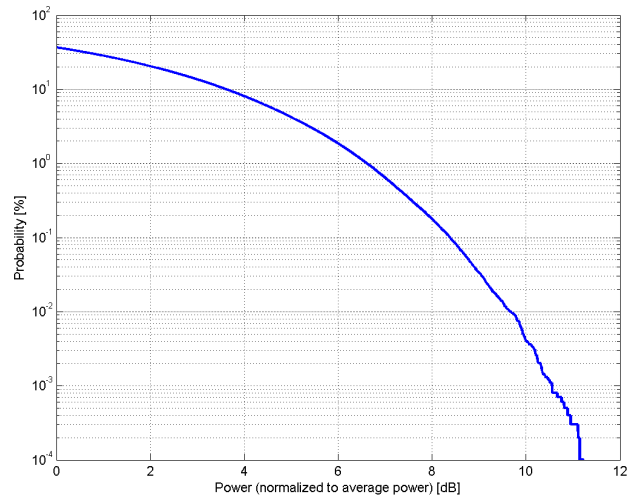
Time Domain

**Calibration Laboratory of
Schmid & Partner
Engineering AG**
Zeughausstrasse 43, 8004 Zurich, Switzerland

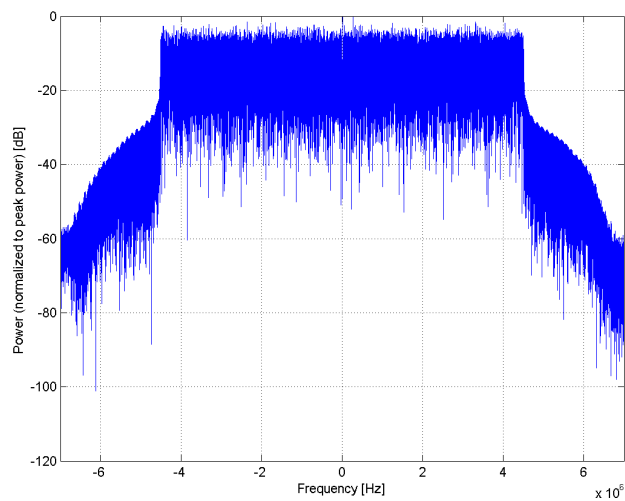
Name:	LTE-FDD (OFDMA, 10 MHz, E-TM 3.1)
Group:	LTE-FDD
UID:	10431-AAD
PAR: ¹	8.38 dB
MIF: ²	-17.66 dB
Standard Reference:	TS 36.141 V11.4
Category:	Random amplitude modulation
Modulation:	64-QAM
Frequency Band:	Band 1, E-UTRA/FDD, Downlink (2110.0 - 2170.0 MHz) Band 2, E-UTRA/FDD, Downlink (1930.0 - 1990.0 MHz) Band 3, E-UTRA/FDD, Downlink (1805.0 - 1880.0 MHz) Band 4, E-UTRA/FDD, Downlink (2110.0 - 2155.0 MHz) Band 5, E-UTRA/FDD, Downlink (869.0 - 894.0 MHz) Band 6, E-UTRA/FDD, Downlink (875.0 - 885.0 MHz) Band 7, E-UTRA/FDD, Downlink (2620.0 - 2690.0 MHz) Band 8, E-UTRA/FDD, Downlink (925.0 - 960.0 MHz) Band 9, E-UTRA/FDD, Downlink (1844.9 - 1879.9 MHz) Band 10, E-UTRA/FDD, Downlink (2110.0 - 2170.0 MHz) Band 11, E-UTRA/FDD, Downlink (1475.9 - 1495.9 MHz) Band 12, E-UTRA/FDD, Downlink (729.0 - 749.0 MHz) Band 13, E-UTRA/FDD, Downlink (746.0 - 756.0 MHz) Band 14, E-UTRA/FDD, Downlink (758.0 - 768.0 MHz) Band 17, E-UTRA/FDD, Downlink (734.0 - 746.0 MHz) Band 18, E-UTRA/FDD, Downlink (860.0 - 875.0 MHz) Band 19, E-UTRA/FDD, Downlink (875.0 - 890.0 MHz) Band 20, E-UTRA/FDD, Downlink (791.0 - 821.0 MHz) Band 21, E-UTRA/FDD, Downlink (1495.9 - 1510.9 MHz) Band 22, E-UTRA/FDD, Downlink (3510.0 - 3590.0 MHz) Band 23, E-UTRA/FDD, Downlink (2180.0 - 2200.0 MHz) Band 24, E-UTRA/FDD, Downlink (1525.0 - 1559.0 MHz) Band 25, E-UTRA/FDD, Downlink (1930.0 - 1995.0 MHz) Band 26, E-UTRA/FDD, Downlink (859.0 - 894.0 MHz) Band 27, E-UTRA/FDD, Downlink (852.0 - 869.0 MHz) Band 28, E-UTRA/FDD, Downlink (758.0 - 803.0 MHz) Band 32, E-UTRA/FDD, Downlink (1452.0 - 1496.0 MHz) Band 29, E-UTRA/FDD, Downlink (717.0 - 728.0 MHz) Band 65, E-UTRA/FDD, Downlink (2210.0 - 2220.0 MHz) Band 66, E-UTRA/FDD, Downlink (2210.0 - 2220.0 MHz) Band 67, E-UTRA/FDD, Downlink (738.0 - 758.0 MHz) Band 68, E-UTRA/FDD, Downlink (753.0 - 783.0 MHz) Band 70, E-UTRA/FDD, Downlink (1995.0 - 2020.0 MHz) Band 71, E-UTRA/FDD, Downlink (617.0 - 652.0 MHz) Band 74, E-UTRA/FDD, Downlink (1475.0 - 1518.0 MHz) Band 75, E-UTRA/FDD, Downlink (1432.0 - 1517.0 MHz) Band 85, E-UTRA/FDD, Downlink (728.0 - 746.0 MHz) Validation band (0.0 - 6000.0 MHz)
Detailed Specification:	E-UTRA Test Model 3.1 (E-TM3.1)
Bandwidth:	Bandwidth: 10MHz 10.0 MHz
Integration Time:	20.0 ms

¹ PAR (0.1%) in accordance with FCC KDB 971168, Section 6.0 "Measurement of the Peak-to-Average Power Ratio (PAPR)"

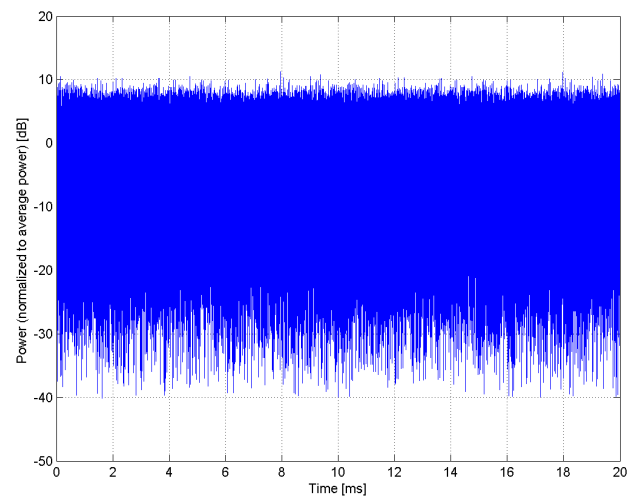
² Modulation Interference Factor (MIF) value valid only in conjunction with advanced probe response linearization calibration for the same communication system (same UID and version).



Complementary Cumulative Distribution Function (CCDF)



Frequency Domain



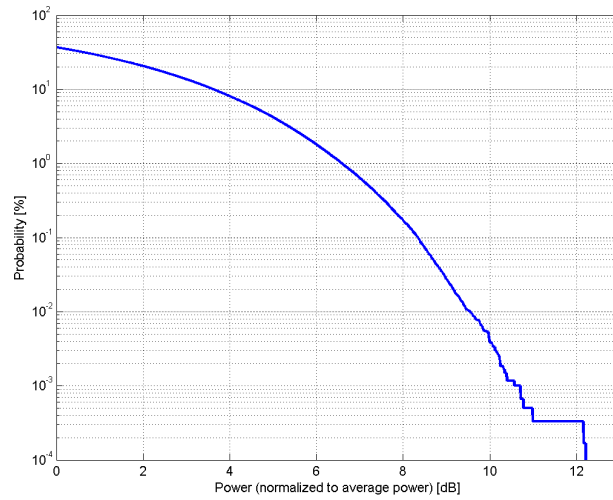
Time Domain

**Calibration Laboratory of
Schmid & Partner
Engineering AG**
Zeughausstrasse 43, 8004 Zurich, Switzerland

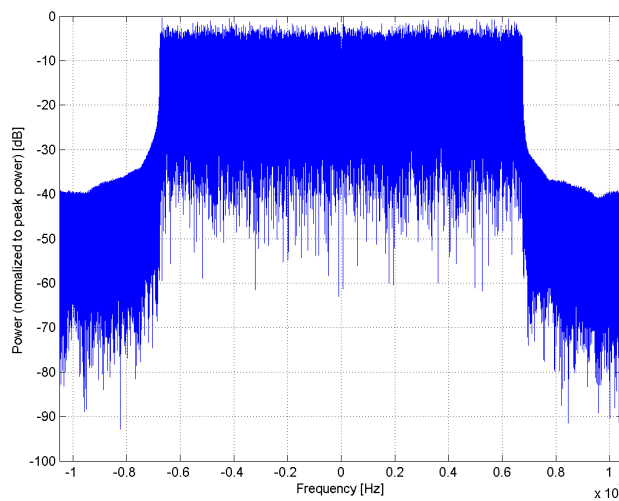
Name:	LTE-FDD (OFDMA, 15 MHz, E-TM 3.1)
Group:	LTE-FDD
UID:	10432-AAC
PAR: ¹	8.34 dB
MIF: ²	-19.05 dB
Standard Reference:	TS 36.141 V11.4
Category:	Random amplitude modulation
Modulation:	64-QAM
Frequency Band:	Band 1, E-UTRA/FDD, Downlink (2110.0 - 2170.0 MHz) Band 2, E-UTRA/FDD, Downlink (1930.0 - 1990.0 MHz) Band 3, E-UTRA/FDD, Downlink (1805.0 - 1880.0 MHz) Band 4, E-UTRA/FDD, Downlink (2110.0 - 2155.0 MHz) Band 7, E-UTRA/FDD, Downlink (2620.0 - 2690.0 MHz) Band 9, E-UTRA/FDD, Downlink (1844.9 - 1879.9 MHz) Band 10, E-UTRA/FDD, Downlink (2110.0 - 2170.0 MHz) Band 18, E-UTRA/FDD, Downlink (860.0 - 875.0 MHz) Band 19, E-UTRA/FDD, Downlink (875.0 - 890.0 MHz) Band 20, E-UTRA/FDD, Downlink (791.0 - 821.0 MHz) Band 21, E-UTRA/FDD, Downlink (1495.9 - 1510.9 MHz) Band 22, E-UTRA/FDD, Downlink (3510.0 - 3590.0 MHz) Band 23, E-UTRA/FDD, Downlink (2180.0 - 2200.0 MHz) Band 25, E-UTRA/FDD, Downlink (1930.0 - 1995.0 MHz) Band 26, E-UTRA/FDD, Downlink (859.0 - 894.0 MHz) Band 28, E-UTRA/FDD, Downlink (758.0 - 803.0 MHz) Band 32, E-UTRA/FDD, Downlink (1452.0 - 1496.0 MHz) Band 65, E-UTRA/FDD, Downlink (2210.0 - 2220.0 MHz) Band 66, E-UTRA/FDD, Downlink (2210.0 - 2220.0 MHz) Band 67, E-UTRA/FDD, Downlink (738.0 - 758.0 MHz) Band 68, E-UTRA/FDD, Downlink (753.0 - 783.0 MHz) Band 70, E-UTRA/FDD, Downlink (1995.0 - 2020.0 MHz) Band 71, E-UTRA/FDD, Downlink (617.0 - 652.0 MHz) Band 74, E-UTRA/FDD, Downlink (1475.0 - 1518.0 MHz) Band 75, E-UTRA/FDD, Downlink (1432.0 - 1517.0 MHz) Validation band (0.0 - 6000.0 MHz)
Detailed Specification:	E-UTRA Test Model 3.1 (E-TM3.1)
Bandwidth:	Bandwidth: 15MHz 15.0 MHz
Integration Time:	20.0 ms

¹ PAR (0.1%) in accordance with FCC KDB 971168, Section 6.0 "Measurement of the Peak-to-Average Power Ratio (PAPR)"

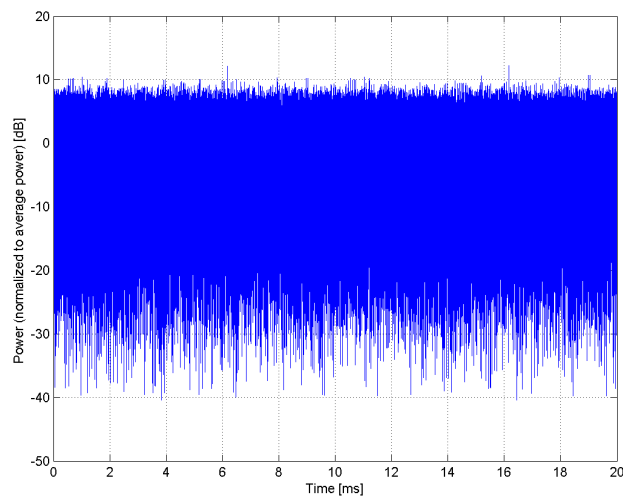
² Modulation Interference Factor (MIF) value valid only in conjunction with advanced probe response linearization calibration for the same communication system (same UID and version).



Complementary Cumulative Distribution Function (CCDF)



Frequency Domain



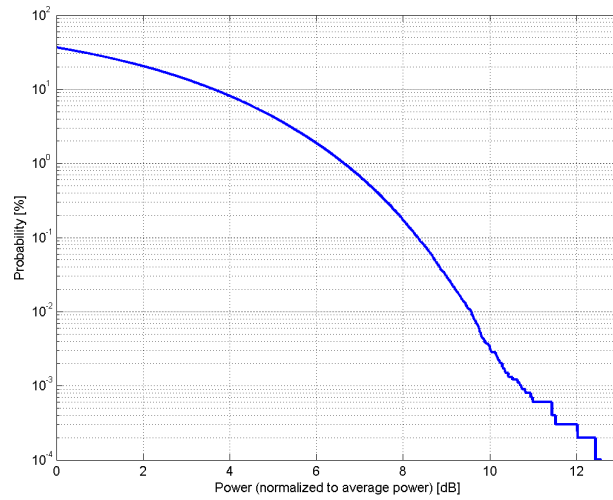
Time Domain

**Calibration Laboratory of
Schmid & Partner
Engineering AG**
Zeughausstrasse 43, 8004 Zurich, Switzerland

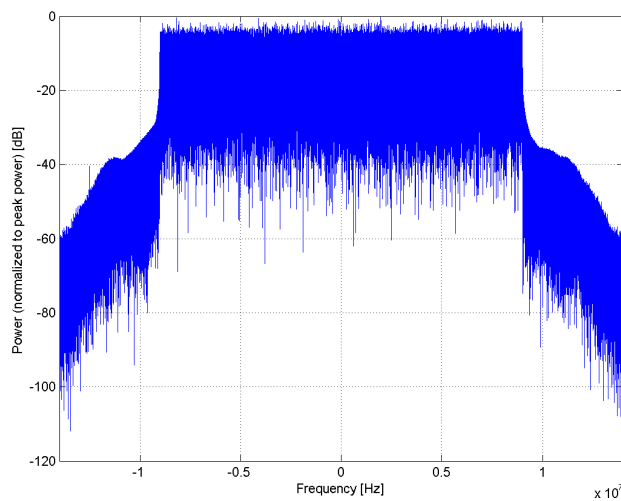
Name:	LTE-FDD (OFDMA, 20 MHz, E-TM 3.1)
Group:	LTE-FDD
UID:	10433-AAC
PAR: ¹	8.34 dB
MIF: ²	-19.83 dB
Standard Reference:	TS 36.141 V11.4
Category:	Random amplitude modulation
Modulation:	64-QAM
Frequency Band:	Band 1, E-UTRA/FDD, Downlink (2110.0 - 2170.0 MHz) Band 2, E-UTRA/FDD, Downlink (1930.0 - 1990.0 MHz) Band 3, E-UTRA/FDD, Downlink (1805.0 - 1880.0 MHz) Band 4, E-UTRA/FDD, Downlink (2110.0 - 2155.0 MHz) Band 7, E-UTRA/FDD, Downlink (2620.0 - 2690.0 MHz) Band 9, E-UTRA/FDD, Downlink (1844.9 - 1879.9 MHz) Band 10, E-UTRA/FDD, Downlink (2110.0 - 2170.0 MHz) Band 20, E-UTRA/FDD, Downlink (791.0 - 821.0 MHz) Band 22, E-UTRA/FDD, Downlink (3510.0 - 3590.0 MHz) Band 23, E-UTRA/FDD, Downlink (2180.0 - 2200.0 MHz) Band 25, E-UTRA/FDD, Downlink (1930.0 - 1995.0 MHz) Band 28, E-UTRA/FDD, Downlink (758.0 - 803.0 MHz) Band 32, E-UTRA/FDD, Downlink (1452.0 - 1496.0 MHz) Band 65, E-UTRA/FDD, Downlink (2210.0 - 2220.0 MHz) Band 66, E-UTRA/FDD, Downlink (2210.0 - 2220.0 MHz) Band 67, E-UTRA/FDD, Downlink (738.0 - 758.0 MHz) Band 70, E-UTRA/FDD, Downlink (1995.0 - 2020.0 MHz) Band 71, E-UTRA/FDD, Downlink (617.0 - 652.0 MHz) Band 74, E-UTRA/FDD, Downlink (1475.0 - 1518.0 MHz) Band 75, E-UTRA/FDD, Downlink (1432.0 - 1517.0 MHz) Validation band (0.0 - 6000.0 MHz)
Detailed Specification:	E-UTRA Test Model 3.1 (E-TM3.1)
Bandwidth:	Bandwidth: 20MHz 20.0 MHz
Integration Time:	20.0 ms

¹ PAR (0.1%) in accordance with FCC KDB 971168, Section 6.0 "Measurement of the Peak-to-Average Power Ratio (PAPR)"

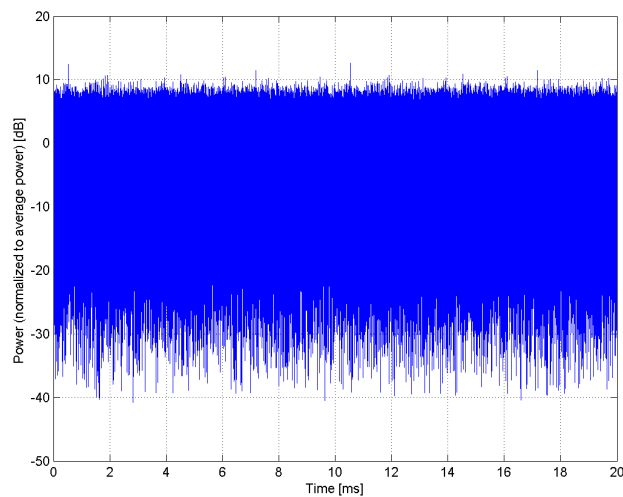
² Modulation Interference Factor (MIF) value valid only in conjunction with advanced probe response linearization calibration for the same communication system (same UID and version).



Complementary Cumulative Distribution Function (CCDF)



Frequency Domain

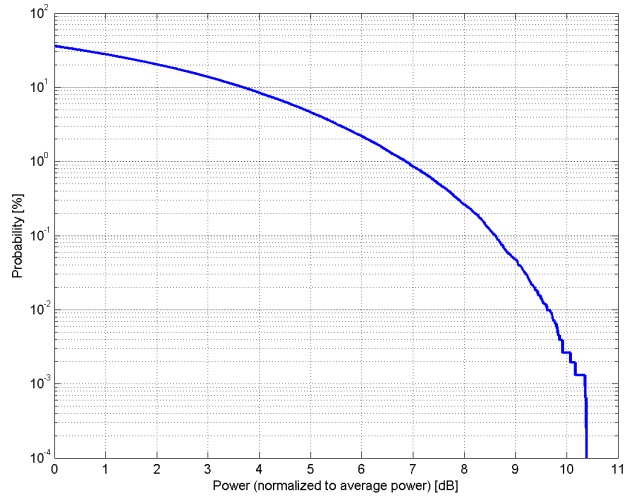


Time Domain

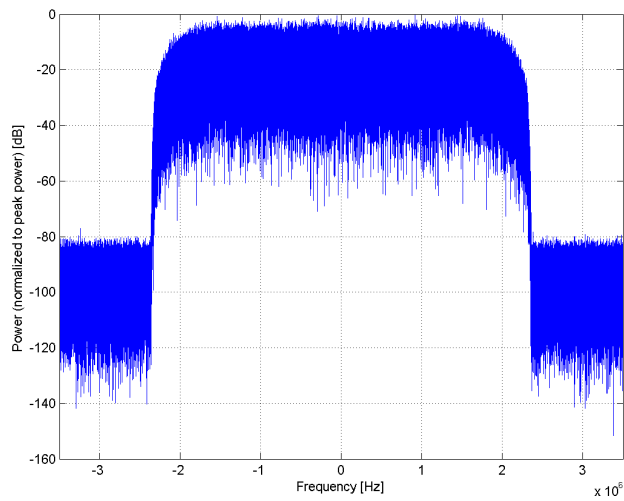
Name:	W-CDMA (BS Test Model 1, 64 DPCH)
Group:	WCDMA
UID:	10434-AAA
PAR: ¹	8.60 dB
MIF: ²	-16.44 dB
Standard Reference:	TS 25.141
Category:	Random amplitude modulation
Modulation:	64-QAM
Frequency Band:	Band 1, UTRA/FDD, Downlink (2110.0-2170.0 MHz, 20264) Band 2, UTRA/FDD, Downlink (1930.0-1990.0 MHz, 20265) Band 3, UTRA/FDD, Downlink (1805.0-1880.0 MHz, 20266) Band 4, UTRA/FDD, Downlink (2110.0-2155.0 MHz, 20267) Band 5, UTRA/FDD, Downlink (869.0-894.0 MHz, 20268) Band 6, UTRA/FDD, Downlink (875.0-885.0 MHz, 20269) Band 7, UTRA/FDD, Downlink (2620.0-2690.0 MHz, 20270) Band 8, UTRA/FDD, Downlink (925.0-960.0 MHz, 20271) Band 9, UTRA/FDD, Downlink (1844.9-1879.9 MHz, 20272) Band 10, UTRA/FDD, Downlink (2110.0-2170.0 MHz, 20273) Band 11, UTRA/FDD, Downlink (1475.9-1495.9 MHz, 20274) Band 12, UTRA/FDD, Downlink (729.0-749.0 MHz, 20275) Band 13, UTRA/FDD, Downlink (746.0-756.0 MHz, 20276) Band 14, UTRA/FDD, Downlink (758.0-768.0 MHz, 20277) Band 19, UTRA/FDD, Downlink (875.0-890.0 MHz, 20278) Band 20, UTRA/FDD, Downlink (791.0-821.0 MHz, 20279) Band 21, UTRA/FDD, Downlink (1495.9-1510.9 MHz, 20280) Band 22, UTRA/FDD, Downlink (3510.0-3590.0 MHz, 20281) Band 25, UTRA/FDD, Downlink (1930.0-1995.0 MHz, 20282) Band 26, UTRA/FDD, Downlink (859.0-894.0 MHz, 20283)
Detailed Specification:	WCDMA BS Test Model 1 DPCHx64
Bandwidth:	Single Carrier 5.0 MHz
Integration Time:	10.0 ms

¹ PAR (0.1%) in accordance with FCC KDB 971168, Section 6.0 "Measurement of the Peak-to-Average Power Ratio (PAPR)"

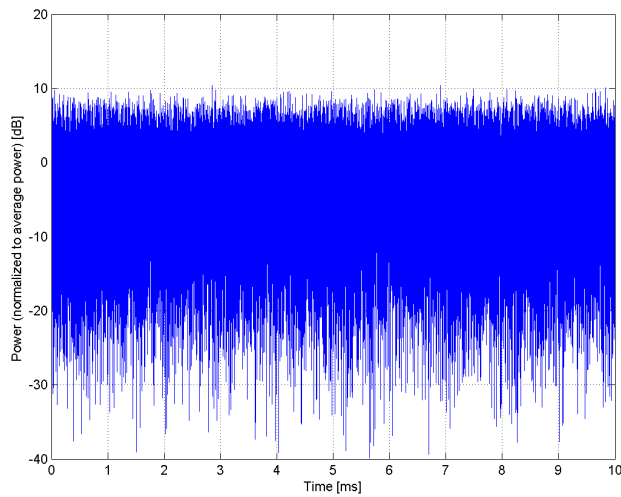
² Modulation Interference Factor (MIF) value valid only in conjunction with advanced probe response linearization calibration for the same communication system (same UID and version).



Complementary Cumulative Distribution Function (CCDF)



Frequency Domain



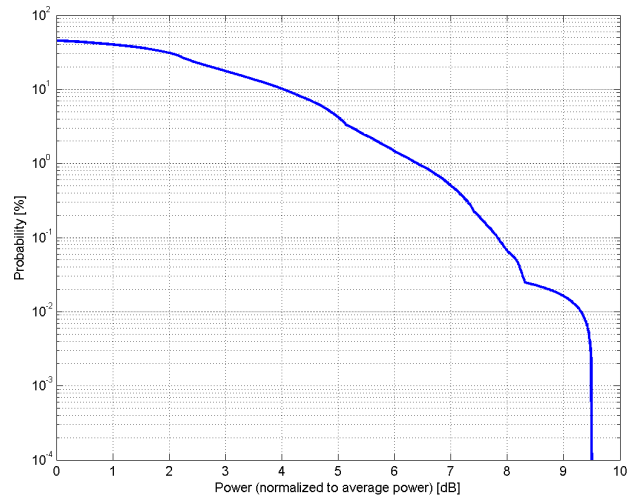
Time Domain

**Calibration Laboratory of
Schmid & Partner
Engineering AG**
Zeughausstrasse 43, 8004 Zurich, Switzerland

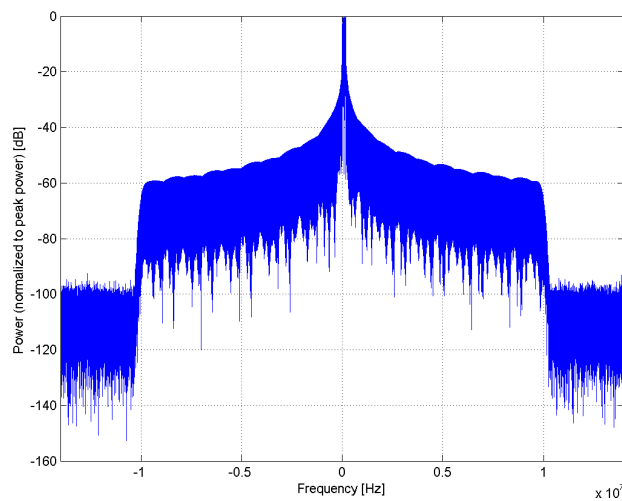
Name:	LTE-TDD (SC-FDMA, 1 RB, 20 MHz, QPSK, UL Subframe=2,3,4,7,8,9)
Group:	LTE-TDD
UID:	10435-AAF
PAR: ¹	7.82 dB
MIF: ²	-3.41 dB
Standard Reference:	3GPP / ETSI TS 136.101 V8.4.0 3GPP / ETSI TS 136.213 V8.4.0 FCC OET KDB 941225 D05 SAR for LTE Devices v01 Random amplitude modulation
Category:	QPSK
Modulation:	QPSK
Frequency Band:	Band 33, E-UTRA/TDD (1900.0 - 1920.0 MHz) Band 35, E-UTRA/TDD (1850.0 - 1910.0 MHz) Band 36, E-UTRA/TDD (1930.0 - 1990.0 MHz) Band 37, E-UTRA/TDD (1910.0 - 1930.0 MHz) Band 38, E-UTRA/TDD (2570.0 - 2620.0 MHz) Band 39, E-UTRA/TDD (1880.0 - 1920.0 MHz) Band 40, E-UTRA/TDD (2300.0 - 2400.0 MHz) Band 41, E-UTRA/TDD (2496.0 - 2690.0 MHz) Band 42, E-UTRA/TDD (3400.0 - 3600.0 MHz) Band 43, E-UTRA/TDD (3600.0 - 3800.0 MHz) Band 44, E-UTRA/TDD (703.0 - 803.0 MHz) Band 45, E-UTRA/FDD (1447.0 - 1467.0 MHz) Band 46, E-UTRA/FDD (5150.0 - 5925.0 MHz) Band 47, E-UTRA/TDD (5855.0 - 5925.0 MHz) Band 48, E-UTRA/TDD (3550.0 - 3700.0 MHz) Band 49, E-UTRA/TDD (3550.0 - 3700.0 MHz) Band 50, E-UTRA/TDD (1432.0 - 1517.0 MHz) Band 76, E-UTRA/FDD (3300.0 - 3400.0 MHz) Validation band (0.0 - 6000.0 MHz)
Detailed Specification:	Modulation Scheme: SC-FDMA Uplink-downlink configuration: 0 Special Subframe configuration: 7 Number of Frames: 1 Settings for UL Subframe: 2,3,4,7,8,9 Number of PUSCHs: 1 Modulation Scheme: QPSK Allocated RB: 1 Start Number of RB: 50 Data Type: PN9fix
Bandwidth:	20.0 MHz
Integration Time:	10.0 ms

¹ PAR (0.1%) in accordance with FCC KDB 971168, Section 6.0 "Measurement of the Peak-to-Average Power Ratio (PAPR)"

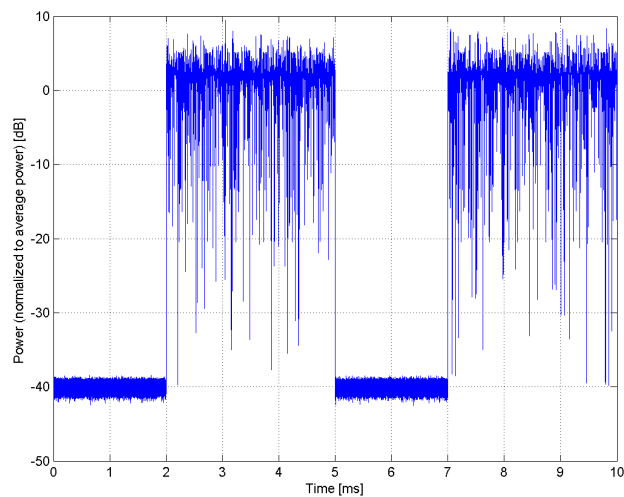
² Modulation Interference Factor (MIF) value valid only in conjunction with advanced probe response linearization calibration for the same communication system (same UID and version).



Complementary Cumulative Distribution Function (CCDF)



Frequency Domain



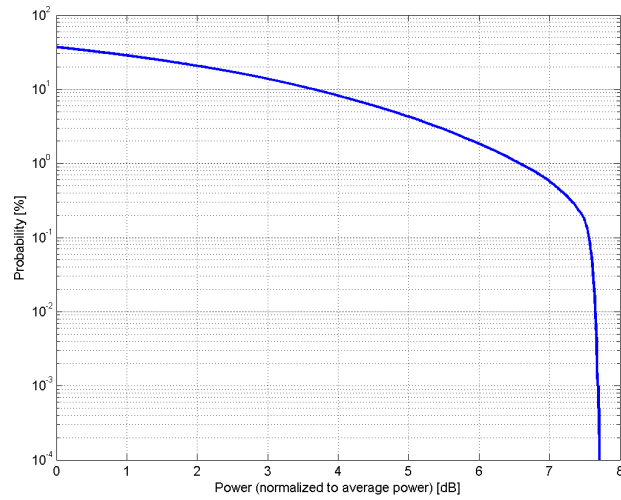
Time Domain

**Calibration Laboratory of
Schmid & Partner
Engineering AG**
Zeughausstrasse 43, 8004 Zurich, Switzerland

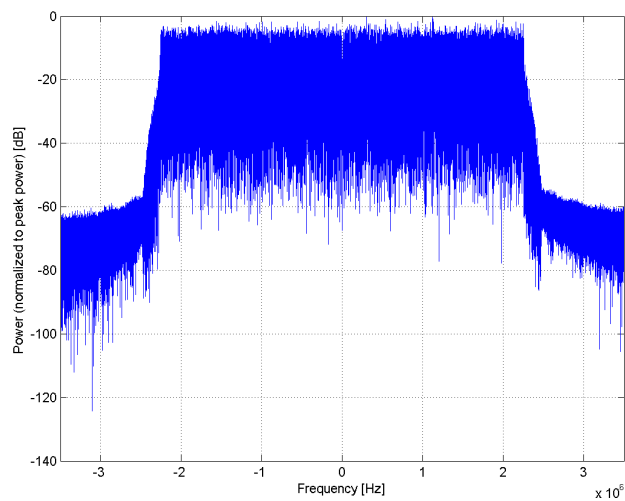
Name:	LTE-FDD (OFDMA, 5 MHz, E-TM 3.1, Clipping 44%)
Group:	LTE-FDD
UID:	10447-AAD
PAR: ¹	7.56 dB
MIF: ²	-13.47 dB
Standard Reference:	TS 36.141 V11.4
Category:	Random amplitude modulation
Modulation:	64-QAM
Frequency Band:	Band 1, E-UTRA/FDD, Downlink (2110.0 - 2170.0 MHz) Band 2, E-UTRA/FDD, Downlink (1930.0 - 1990.0 MHz) Band 3, E-UTRA/FDD, Downlink (1805.0 - 1880.0 MHz) Band 4, E-UTRA/FDD, Downlink (2110.0 - 2155.0 MHz) Band 5, E-UTRA/FDD, Downlink (869.0 - 894.0 MHz) Band 6, E-UTRA/FDD, Downlink (875.0 - 885.0 MHz) Band 7, E-UTRA/FDD, Downlink (2620.0 - 2690.0 MHz) Band 8, E-UTRA/FDD, Downlink (925.0 - 960.0 MHz) Band 9, E-UTRA/FDD, Downlink (1844.9 - 1879.9 MHz) Band 10, E-UTRA/FDD, Downlink (2110.0 - 2170.0 MHz) Band 11, E-UTRA/FDD, Downlink (1475.9 - 1495.9 MHz) Band 12, E-UTRA/FDD, Downlink (729.0 - 749.0 MHz) Band 13, E-UTRA/FDD, Downlink (746.0 - 756.0 MHz) Band 14, E-UTRA/FDD, Downlink (758.0 - 768.0 MHz) Band 17, E-UTRA/FDD, Downlink (734.0 - 746.0 MHz) Band 18, E-UTRA/FDD, Downlink (860.0 - 875.0 MHz) Band 19, E-UTRA/FDD, Downlink (875.0 - 890.0 MHz) Band 20, E-UTRA/FDD, Downlink (791.0 - 821.0 MHz) Band 21, E-UTRA/FDD, Downlink (1495.9 - 1510.9 MHz) Band 22, E-UTRA/FDD, Downlink (3510.0 - 3590.0 MHz) Band 23, E-UTRA/FDD, Downlink (2180.0 - 2200.0 MHz) Band 24, E-UTRA/FDD, Downlink (1525.0 - 1559.0 MHz) Band 25, E-UTRA/FDD, Downlink (1930.0 - 1995.0 MHz) Band 26, E-UTRA/FDD, Downlink (859.0 - 894.0 MHz) Band 27, E-UTRA/FDD, Downlink (852.0 - 869.0 MHz) Band 28, E-UTRA/FDD, Downlink (758.0 - 803.0 MHz) Band 29, E-UTRA/FDD, Downlink (717.0 - 728.0 MHz) Band 30, E-UTRA/FDD, Downlink (2350.0 - 2360.0 MHz) Band 32, E-UTRA/FDD, Downlink (1452.0 - 1496.0 MHz) Band 65, E-UTRA/FDD, Downlink (2210.0 - 2220.0 MHz) Band 66, E-UTRA/FDD, Downlink (2210.0 - 2220.0 MHz) Band 67, E-UTRA/FDD, Downlink (738.0 - 758.0 MHz) Band 68, E-UTRA/FDD, Downlink (753.0 - 783.0 MHz) Band 69, E-UTRA/FDD, Downlink (2570.0 - 2620.0 MHz) Band 70, E-UTRA/FDD, Downlink (1995.0 - 2020.0 MHz) Band 71, E-UTRA/FDD, Downlink (617.0 - 652.0 MHz) Band 72, E-UTRA/FDD, Downlink (461.0 - 466.0 MHz) Band 73, E-UTRA/FDD, Downlink (460.0 - 465.0 MHz) Band 74, E-UTRA/FDD, Downlink (1475.0 - 1518.0 MHz) Band 75, E-UTRA/FDD, Downlink (1432.0 - 1517.0 MHz) Band 76, E-UTRA/FDD, Downlink (1427.0 - 1432.0 MHz) Band 85, E-UTRA/FDD, Downlink (728.0 - 746.0 MHz) Validation band (0.0 - 6000.0 MHz)
Detailed Specification:	E-UTRA Test Model 3.1 (E-TM3.1) Bandwidth: 5MHz Clipping 44%
Bandwidth:	5.0 MHz
Integration Time:	20.0 ms

¹ PAR (0.1%) in accordance with FCC KDB 971168, Section 6.0 "Measurement of the Peak-to-Average Power Ratio (PAPR)"

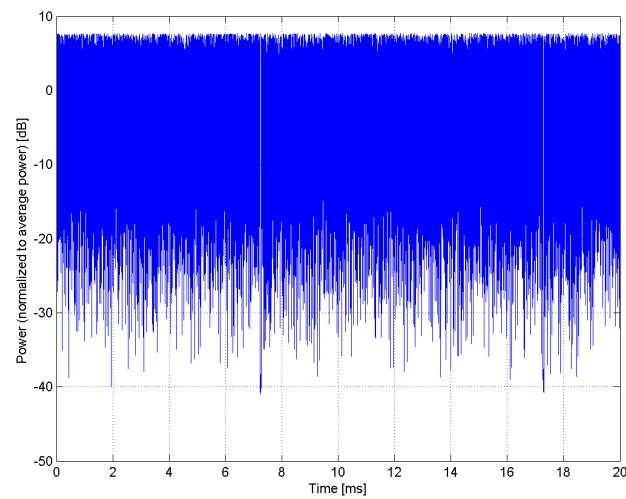
² Modulation Interference Factor (MIF) value valid only in conjunction with advanced probe response linearization calibration for the same communication system (same UID and version).



Complementary Cumulative Distribution Function (CCDF)



Frequency Domain



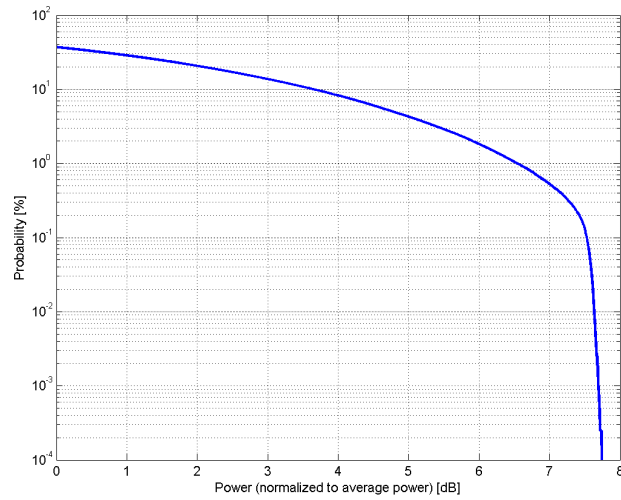
Time Domain

**Calibration Laboratory of
Schmid & Partner
Engineering AG**
Zeughausstrasse 43, 8004 Zurich, Switzerland

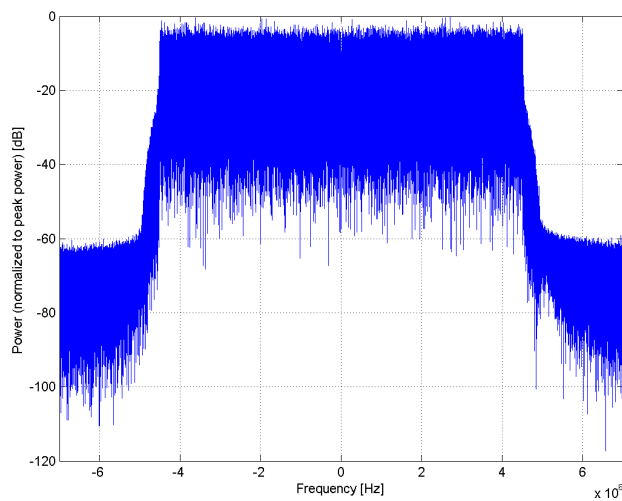
Name:	LTE-FDD (OFDMA, 10 MHz, E-TM 3.1, Clippin 44%)
Group:	LTE-FDD
UID:	10448-AAD
PAR: ¹	7.53 dB
MIF: ²	-14.92 dB
Standard Reference:	TS 36.141 V11.4
Category:	Random amplitude modulation
Modulation:	64-QAM
Frequency Band:	Band 1, E-UTRA/FDD, Downlink (2110.0 - 2170.0 MHz) Band 2, E-UTRA/FDD, Downlink (1930.0 - 1990.0 MHz) Band 3, E-UTRA/FDD, Downlink (1805.0 - 1880.0 MHz) Band 4, E-UTRA/FDD, Downlink (2110.0 - 2155.0 MHz) Band 5, E-UTRA/FDD, Downlink (869.0 - 894.0 MHz) Band 6, E-UTRA/FDD, Downlink (875.0 - 885.0 MHz) Band 7, E-UTRA/FDD, Downlink (2620.0 - 2690.0 MHz) Band 8, E-UTRA/FDD, Downlink (925.0 - 960.0 MHz) Band 9, E-UTRA/FDD, Downlink (1844.9 - 1879.9 MHz) Band 10, E-UTRA/FDD, Downlink (2110.0 - 2170.0 MHz) Band 11, E-UTRA/FDD, Downlink (1475.9 - 1495.9 MHz) Band 12, E-UTRA/FDD, Downlink (729.0 - 749.0 MHz) Band 13, E-UTRA/FDD, Downlink (746.0 - 756.0 MHz) Band 14, E-UTRA/FDD, Downlink (758.0 - 768.0 MHz) Band 17, E-UTRA/FDD, Downlink (734.0 - 746.0 MHz) Band 18, E-UTRA/FDD, Downlink (860.0 - 875.0 MHz) Band 19, E-UTRA/FDD, Downlink (875.0 - 890.0 MHz) Band 20, E-UTRA/FDD, Downlink (791.0 - 821.0 MHz) Band 21, E-UTRA/FDD, Downlink (1495.9 - 1510.9 MHz) Band 22, E-UTRA/FDD, Downlink (3510.0 - 3590.0 MHz) Band 23, E-UTRA/FDD, Downlink (2180.0 - 2200.0 MHz) Band 24, E-UTRA/FDD, Downlink (1525.0 - 1559.0 MHz) Band 25, E-UTRA/FDD, Downlink (1930.0 - 1995.0 MHz) Band 26, E-UTRA/FDD, Downlink (859.0 - 894.0 MHz) Band 27, E-UTRA/FDD, Downlink (852.0 - 869.0 MHz) Band 28, E-UTRA/FDD, Downlink (758.0 - 803.0 MHz) Band 32, E-UTRA/FDD, Downlink (1452.0 - 1496.0 MHz) Band 29, E-UTRA/FDD, Downlink (717.0 - 728.0 MHz) Band 65, E-UTRA/FDD, Downlink (2210.0 - 2220.0 MHz) Band 66, E-UTRA/FDD, Downlink (2210.0 - 2220.0 MHz) Band 67, E-UTRA/FDD, Downlink (738.0 - 758.0 MHz) Band 68, E-UTRA/FDD, Downlink (753.0 - 783.0 MHz) Band 70, E-UTRA/FDD, Downlink (1995.0 - 2020.0 MHz) Band 71, E-UTRA/FDD, Downlink (617.0 - 652.0 MHz) Band 74, E-UTRA/FDD, Downlink (1475.0 - 1518.0 MHz) Band 75, E-UTRA/FDD, Downlink (1432.0 - 1517.0 MHz) Band 85, E-UTRA/FDD, Downlink (728.0 - 746.0 MHz) Validation band (0.0 - 6000.0 MHz)
Detailed Specification:	E-UTRA Test Model 3.1 (E-TM3.1) Bandwidth: 10MHz Clipping 44%
Bandwidth:	10.0 MHz
Integration Time:	20.0 ms

¹ PAR (0.1%) in accordance with FCC KDB 971168, Section 6.0 "Measurement of the Peak-to-Average Power Ratio (PAPR)"

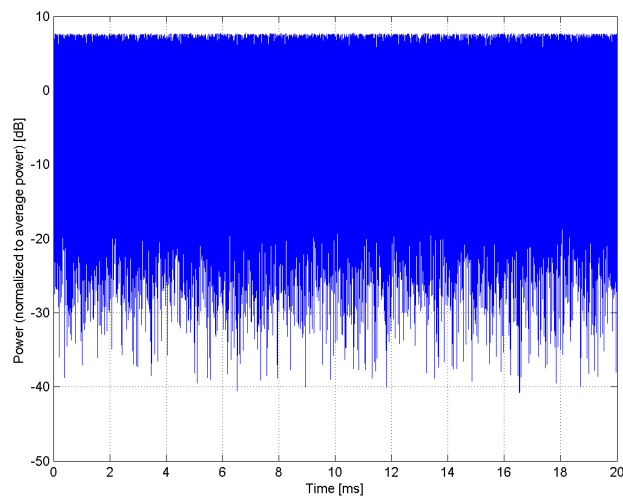
² Modulation Interference Factor (MIF) value valid only in conjunction with advanced probe response linearization calibration for the same communication system (same UID and version).



Complementary Cumulative Distribution Function (CCDF)



Frequency Domain



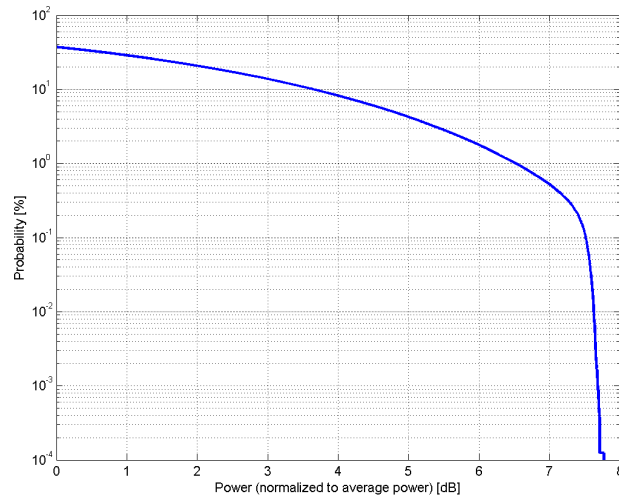
Time Domain

**Calibration Laboratory of
Schmid & Partner
Engineering AG**
Zeughausstrasse 43, 8004 Zurich, Switzerland

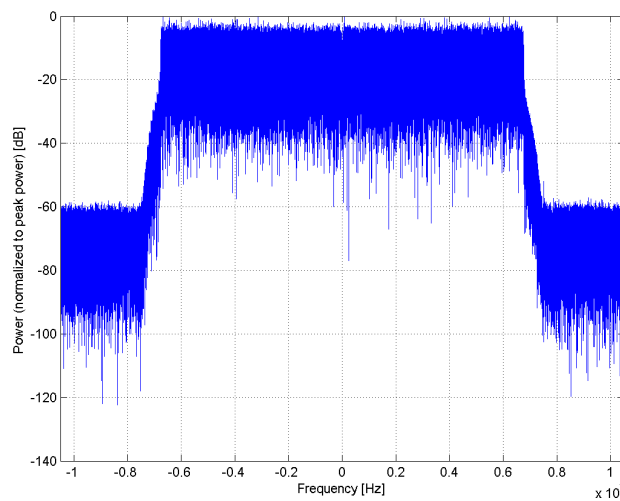
Name:	LTE-FDD (OFDMA, 15 MHz, E-TM 3.1, Clipping 44%)
Group:	LTE-FDD
UID:	10449-AAC
PAR: ¹	7.51 dB
MIF: ²	-16.22 dB
Standard Reference:	TS 36.141 V11.4
Category:	Random amplitude modulation
Modulation:	64-QAM
Frequency Band:	Band 1, E-UTRA/FDD, Downlink (2110.0 - 2170.0 MHz) Band 2, E-UTRA/FDD, Downlink (1930.0 - 1990.0 MHz) Band 3, E-UTRA/FDD, Downlink (1805.0 - 1880.0 MHz) Band 4, E-UTRA/FDD, Downlink (2110.0 - 2155.0 MHz) Band 7, E-UTRA/FDD, Downlink (2620.0 - 2690.0 MHz) Band 9, E-UTRA/FDD, Downlink (1844.9 - 1879.9 MHz) Band 10, E-UTRA/FDD, Downlink (2110.0 - 2170.0 MHz) Band 18, E-UTRA/FDD, Downlink (860.0 - 875.0 MHz) Band 19, E-UTRA/FDD, Downlink (875.0 - 890.0 MHz) Band 20, E-UTRA/FDD, Downlink (791.0 - 821.0 MHz) Band 21, E-UTRA/FDD, Downlink (1495.9 - 1510.9 MHz) Band 22, E-UTRA/FDD, Downlink (3510.0 - 3590.0 MHz) Band 23, E-UTRA/FDD, Downlink (2180.0 - 2200.0 MHz) Band 25, E-UTRA/FDD, Downlink (1930.0 - 1995.0 MHz) Band 26, E-UTRA/FDD, Downlink (859.0 - 894.0 MHz) Band 28, E-UTRA/FDD, Downlink (758.0 - 803.0 MHz) Band 32, E-UTRA/FDD, Downlink (1452.0 - 1496.0 MHz) Band 65, E-UTRA/FDD, Downlink (2210.0 - 2220.0 MHz) Band 66, E-UTRA/FDD, Downlink (2210.0 - 2220.0 MHz) Band 67, E-UTRA/FDD, Downlink (738.0 - 758.0 MHz) Band 68, E-UTRA/FDD, Downlink (753.0 - 783.0 MHz) Band 70, E-UTRA/FDD, Downlink (1995.0 - 2020.0 MHz) Band 71, E-UTRA/FDD, Downlink (617.0 - 652.0 MHz) Band 74, E-UTRA/FDD, Downlink (1475.0 - 1518.0 MHz) Band 75, E-UTRA/FDD, Downlink (1432.0 - 1517.0 MHz) Validation band (0.0 - 6000.0 MHz)
Detailed Specification:	E-UTRA Test Model 3.1 (E-TM3.1) Bandwidth: 15MHz Clipping 44%
Bandwidth:	15.0 MHz
Integration Time:	20.0 ms

¹ PAR (0.1%) in accordance with FCC KDB 971168, Section 6.0 "Measurement of the Peak-to-Average Power Ratio (PAPR)"

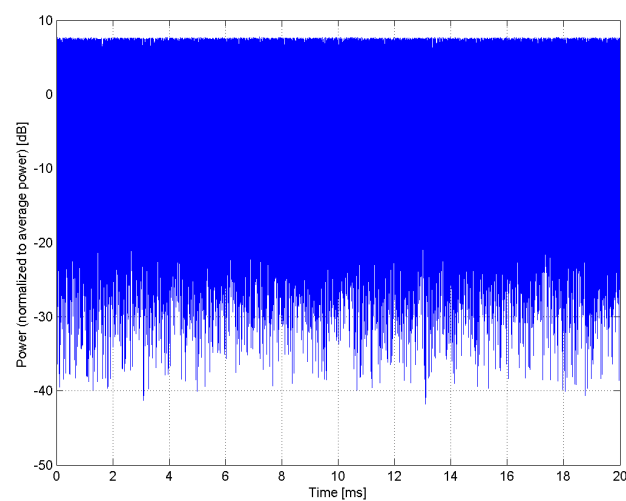
² Modulation Interference Factor (MIF) value valid only in conjunction with advanced probe response linearization calibration for the same communication system (same UID and version).



Complementary Cumulative Distribution Function (CCDF)



Frequency Domain



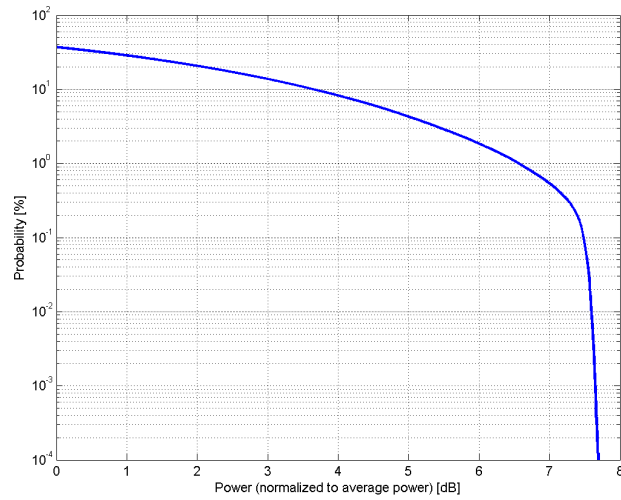
Time Domain

**Calibration Laboratory of
Schmid & Partner
Engineering AG**
Zeughausstrasse 43, 8004 Zurich, Switzerland

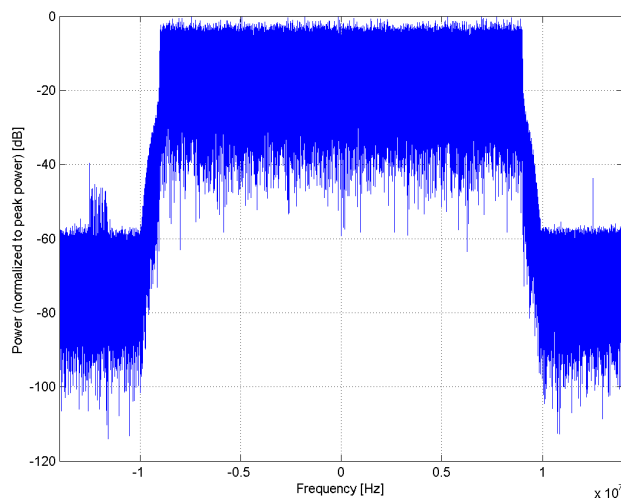
Name:	LTE-FDD (OFDMA, 20 MHz, E-TM 3.1, Clipping 44%)
Group:	LTE-FDD
UID:	10450-AAC
PAR: ¹	7.48 dB
MIF: ²	-17.72 dB
Standard Reference:	TS 36.141 V11.4
Category:	Random amplitude modulation
Modulation:	64-QAM
Frequency Band:	Band 1, E-UTRA/FDD, Downlink (2110.0 - 2170.0 MHz) Band 2, E-UTRA/FDD, Downlink (1930.0 - 1990.0 MHz) Band 3, E-UTRA/FDD, Downlink (1805.0 - 1880.0 MHz) Band 4, E-UTRA/FDD, Downlink (2110.0 - 2155.0 MHz) Band 7, E-UTRA/FDD, Downlink (2620.0 - 2690.0 MHz) Band 9, E-UTRA/FDD, Downlink (1844.9 - 1879.9 MHz) Band 10, E-UTRA/FDD, Downlink (2110.0 - 2170.0 MHz) Band 20, E-UTRA/FDD, Downlink (791.0 - 821.0 MHz) Band 22, E-UTRA/FDD, Downlink (3510.0 - 3590.0 MHz) Band 23, E-UTRA/FDD, Downlink (2180.0 - 2200.0 MHz) Band 25, E-UTRA/FDD, Downlink (1930.0 - 1995.0 MHz) Band 28, E-UTRA/FDD, Downlink (758.0 - 803.0 MHz) Band 32, E-UTRA/FDD, Downlink (1452.0 - 1496.0 MHz) Band 65, E-UTRA/FDD, Downlink (2210.0 - 2220.0 MHz) Band 66, E-UTRA/FDD, Downlink (2210.0 - 2220.0 MHz) Band 67, E-UTRA/FDD, Downlink (738.0 - 758.0 MHz) Band 70, E-UTRA/FDD, Downlink (1995.0 - 2020.0 MHz) Band 71, E-UTRA/FDD, Downlink (617.0 - 652.0 MHz) Band 74, E-UTRA/FDD, Downlink (1475.0 - 1518.0 MHz) Band 75, E-UTRA/FDD, Downlink (1432.0 - 1517.0 MHz) Validation band (0.0 - 6000.0 MHz)
Detailed Specification:	E-UTRA Test Model 3.1 (E-TM3.1) Bandwidth: 20MHz Clipping 44%
Bandwidth:	20.0 MHz
Integration Time:	20.0 ms

¹ PAR (0.1%) in accordance with FCC KDB 971168, Section 6.0 "Measurement of the Peak-to-Average Power Ratio (PAPR)"

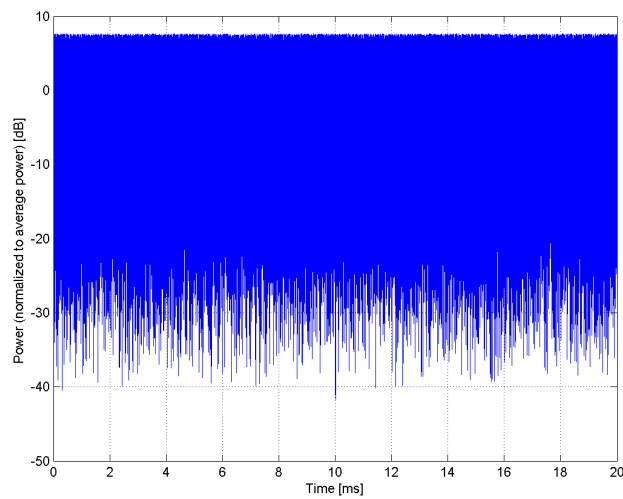
² Modulation Interference Factor (MIF) value valid only in conjunction with advanced probe response linearization calibration for the same communication system (same UID and version).



Complementary Cumulative Distribution Function (CCDF)



Frequency Domain



Time Domain