

Fig.43

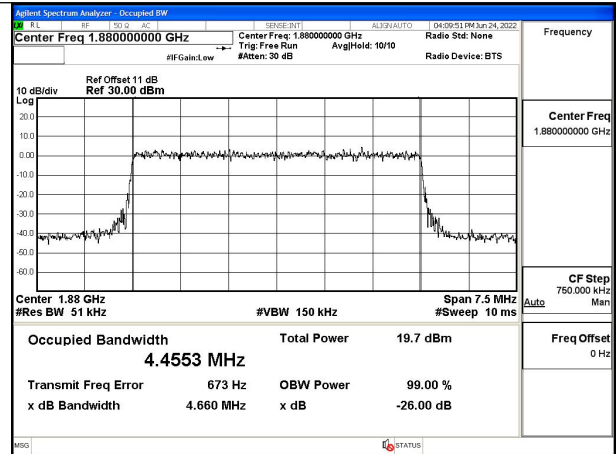


Fig.44

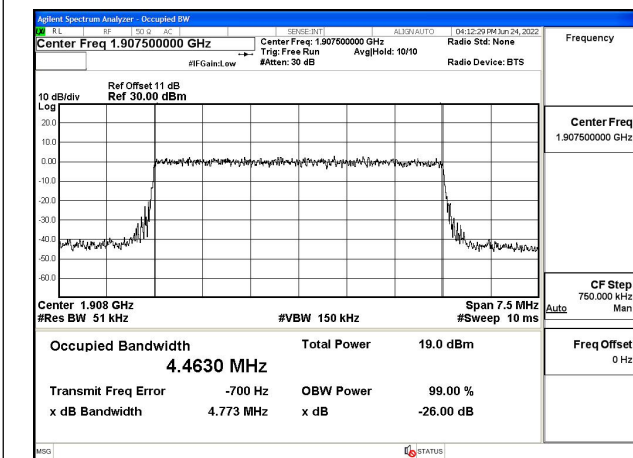


Fig.45

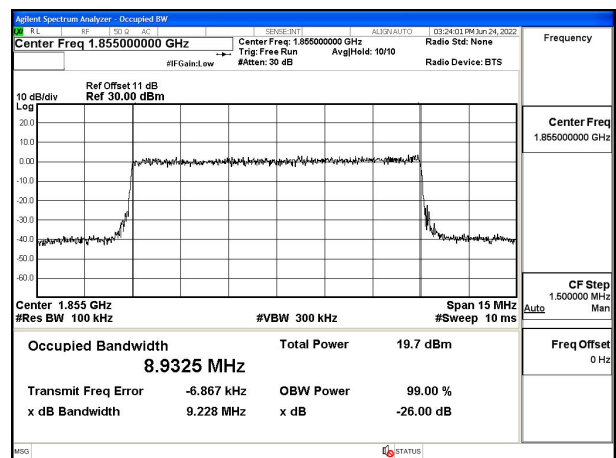


Fig.46

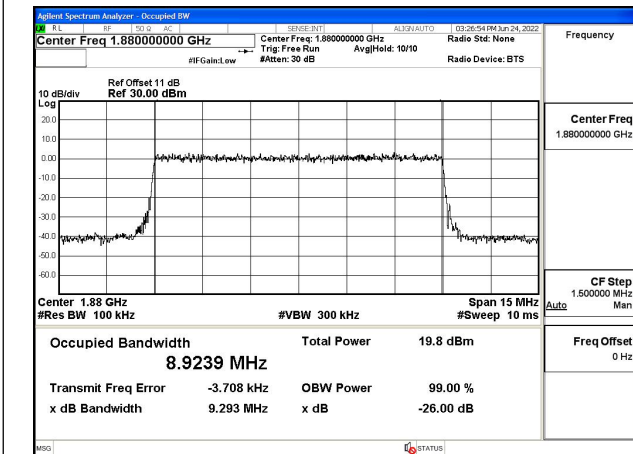


Fig.47

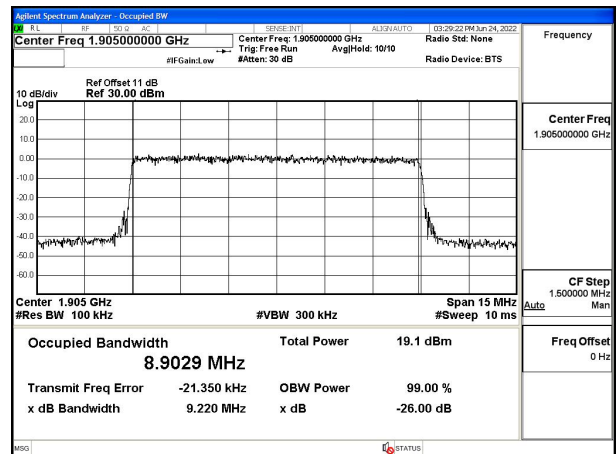


Fig.48

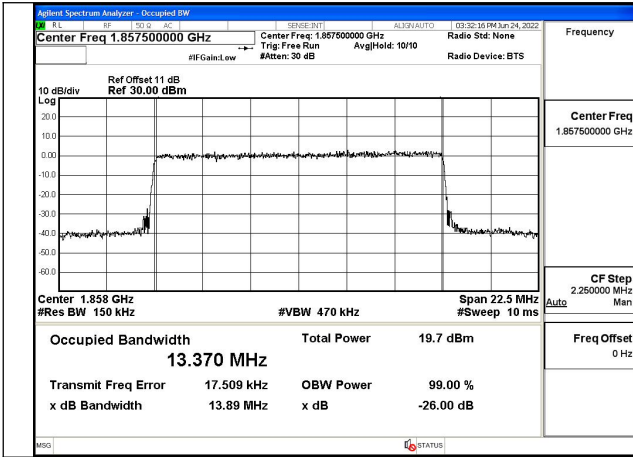


Fig.49

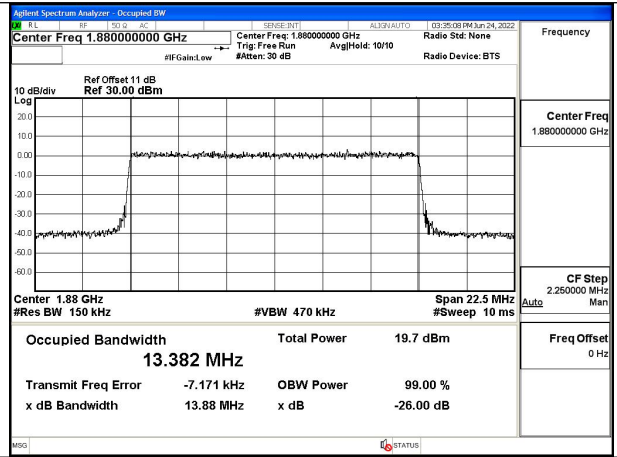


Fig.50

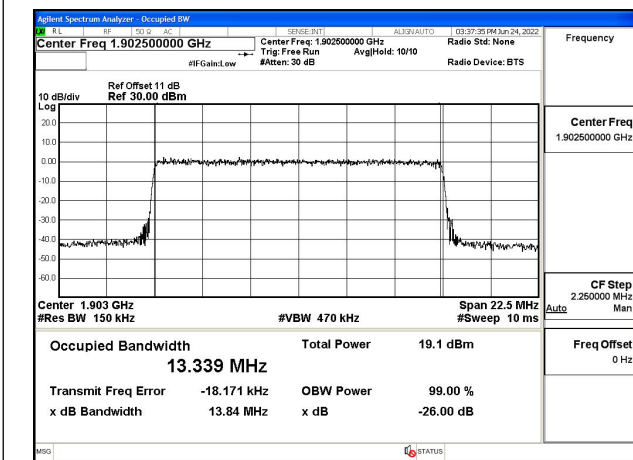


Fig.51

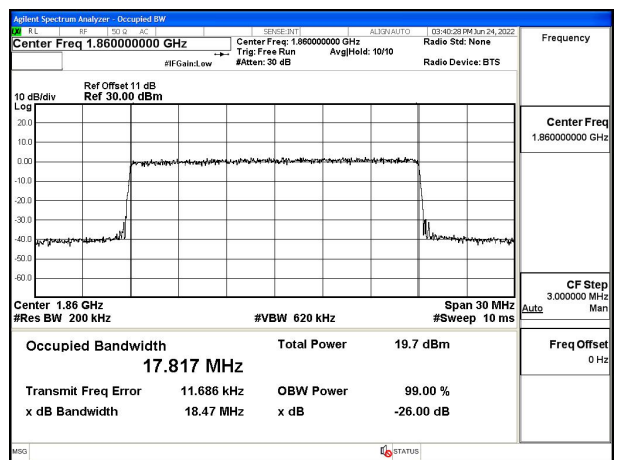


Fig.52

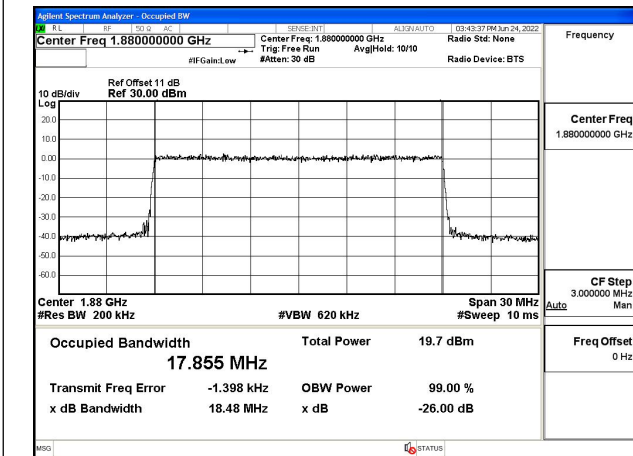


Fig.53

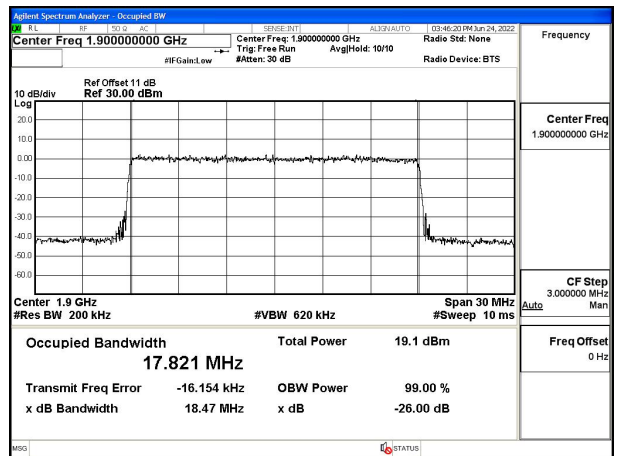


Fig.54

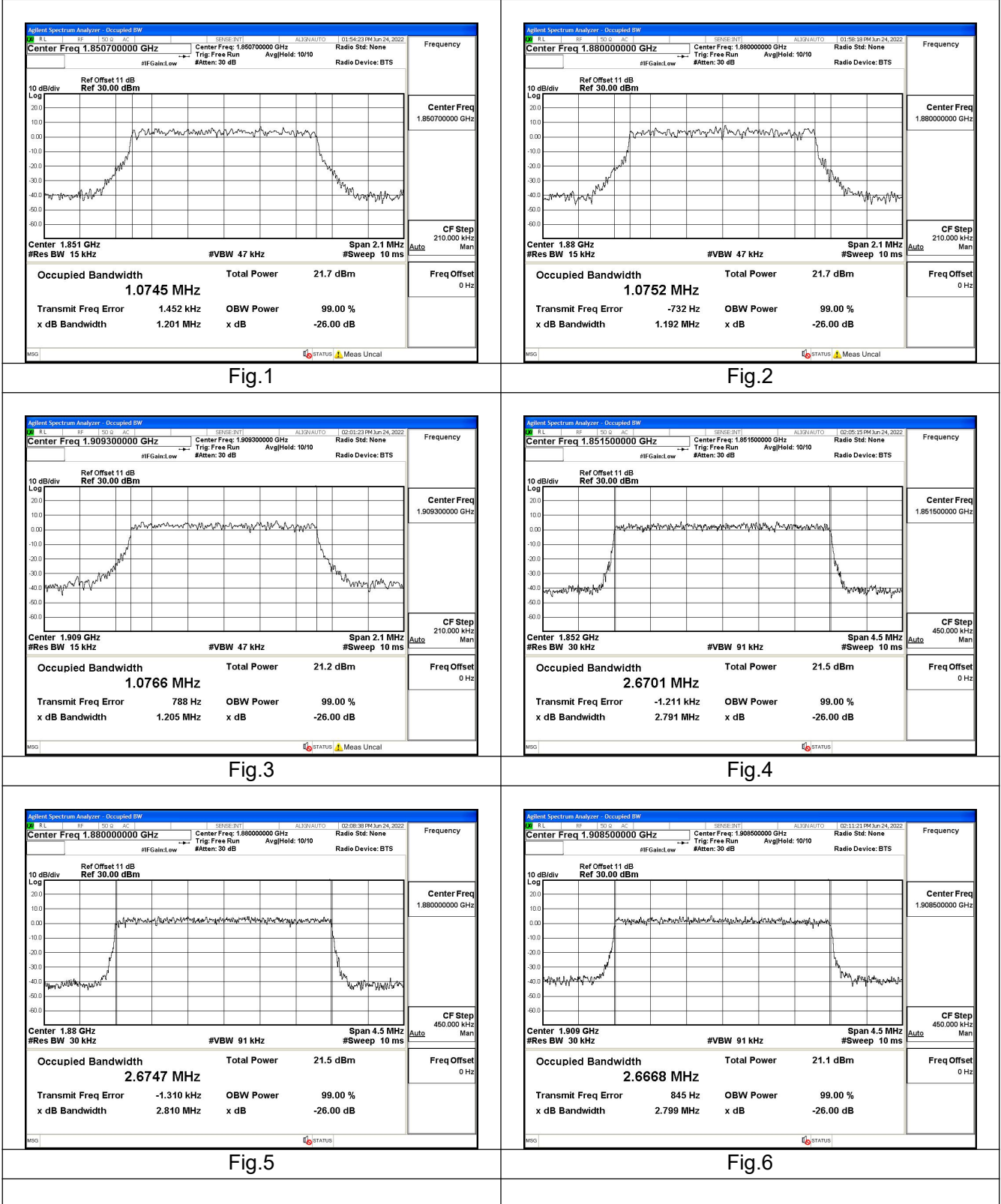
3 Emission Bandwidth

Band	Mode	Carrier frequency (MHz)	Channel	BW (MHz)	RB Size	RB Offset	Bandwidth of -26dB transmitter power (MHz)	
2	QPSK	1850.7	18607	1.4	6	0	1.200	Fig.1
2	QPSK	1880	18900	1.4	6	0	1.190	Fig.2
2	QPSK	1909.3	19193	1.4	6	0	1.200	Fig.3
2	QPSK	1851.5	18615	3	15	0	2.790	Fig.4
2	QPSK	1880	18900	3	15	0	2.810	Fig.5
2	QPSK	1908.5	19185	3	15	0	2.800	Fig.6
2	QPSK	1852.5	18625	5	25	0	4.690	Fig.7
2	QPSK	1880	18900	5	25	0	4.680	Fig.8
2	QPSK	1907.5	19175	5	25	0	4.720	Fig.9
2	QPSK	1855	18650	10	50	0	9.250	Fig.10
2	QPSK	1880	18900	10	50	0	9.230	Fig.11
2	QPSK	1905	19150	10	50	0	9.250	Fig.12
2	QPSK	1857.5	18675	15	75	0	13.890	Fig.13
2	QPSK	1880	18900	15	75	0	13.890	Fig.14
2	QPSK	1902.5	19125	15	75	0	13.840	Fig.15
2	QPSK	1860	18700	20	100	0	18.490	Fig.16
2	QPSK	1880	18900	20	100	0	18.490	Fig.17
2	QPSK	1900	19100	20	100	0	18.470	Fig.18

Band	Mode	Carrier frequency (MHz)	Channel	BW (MHz)	RB Size	RB Offset	Bandwidth of -26dB transmitter power (MHz)	
2	16QAM	1850.7	18607	1.4	6	0	1.180	Fig.19
2	16QAM	1880	18900	1.4	6	0	1.220	Fig.20
2	16QAM	1909.3	19193	1.4	6	0	1.220	Fig.21
2	16QAM	1851.5	18615	3	15	0	2.810	Fig.22
2	16QAM	1880	18900	3	15	0	2.820	Fig.23
2	16QAM	1908.5	19185	3	15	0	2.810	Fig.24
2	16QAM	1852.5	18625	5	25	0	4.640	Fig.25
2	16QAM	1880	18900	5	25	0	4.680	Fig.26
2	16QAM	1907.5	19175	5	25	0	4.640	Fig.27
2	16QAM	1855	18650	10	50	0	9.250	Fig.28
2	16QAM	1880	18900	10	50	0	9.310	Fig.29
2	16QAM	1905	19150	10	50	0	9.290	Fig.30
2	16QAM	1857.5	18675	15	75	0	13.840	Fig.31
2	16QAM	1880	18900	15	75	0	13.930	Fig.32
2	16QAM	1902.5	19125	15	75	0	13.880	Fig.33
2	16QAM	1860	18700	20	100	0	18.420	Fig.34
2	16QAM	1880	18900	20	100	0	18.510	Fig.35
2	16QAM	1900	19100	20	100	0	18.450	Fig.36

Band	Mode	Carrier frequency (MHz)	Channel	BW (MHz)	RB Size	RB Offset	Bandwidth of -26dB transmitter power (MHz)	
2	64QAM	1850.7	18607	1.4	6	0	1.220	Fig.37
2	64QAM	1880	18900	1.4	6	0	1.210	Fig.38
2	64QAM	1909.3	19193	1.4	6	0	1.210	Fig.39
2	64QAM	1851.5	18615	3	15	0	2.800	Fig.40
2	64QAM	1880	18900	3	15	0	2.810	Fig.41
2	64QAM	1908.5	19185	3	15	0	2.810	Fig.42
2	64QAM	1852.5	18625	5	25	0	4.670	Fig.43
2	64QAM	1880	18900	5	25	0	4.660	Fig.44
2	64QAM	1907.5	19175	5	25	0	4.770	Fig.45
2	64QAM	1855	18650	10	50	0	9.230	Fig.46
2	64QAM	1880	18900	10	50	0	9.290	Fig.47
2	64QAM	1905	19150	10	50	0	9.220	Fig.48
2	64QAM	1857.5	18675	15	75	0	13.890	Fig.49
2	64QAM	1880	18900	15	75	0	13.880	Fig.50
2	64QAM	1902.5	19125	15	75	0	13.840	Fig.51
2	64QAM	1860	18700	20	100	0	18.470	Fig.52
2	64QAM	1880	18900	20	100	0	18.480	Fig.53
2	64QAM	1900	19100	20	100	0	18.470	Fig.54

Test Mode: QPSK



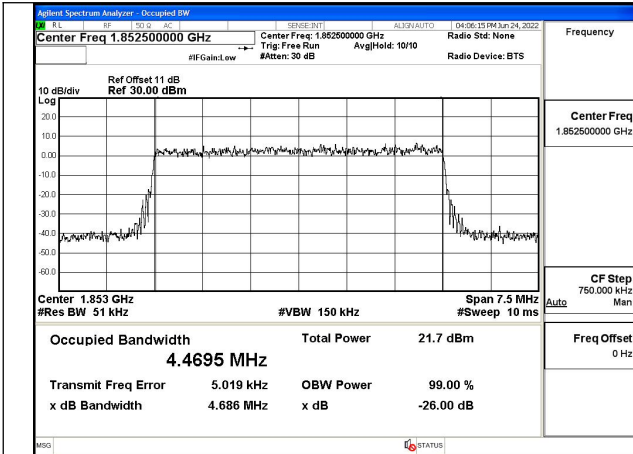


Fig.7

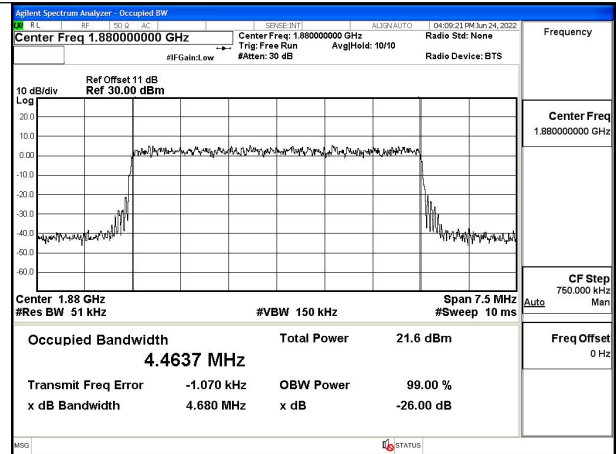


Fig.8

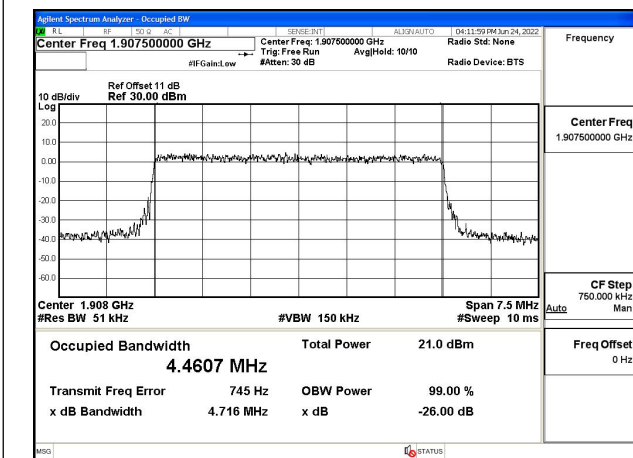


Fig.9

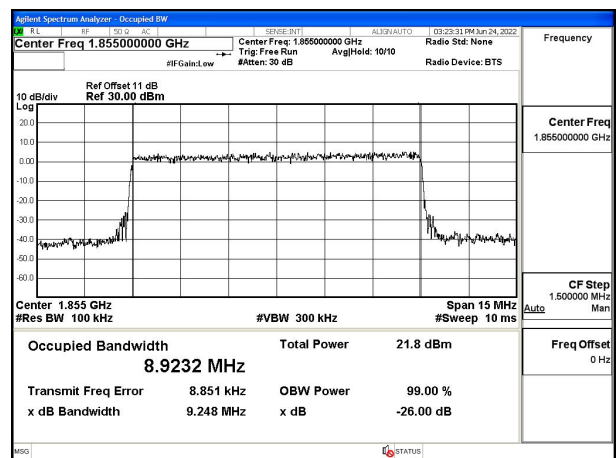


Fig.10

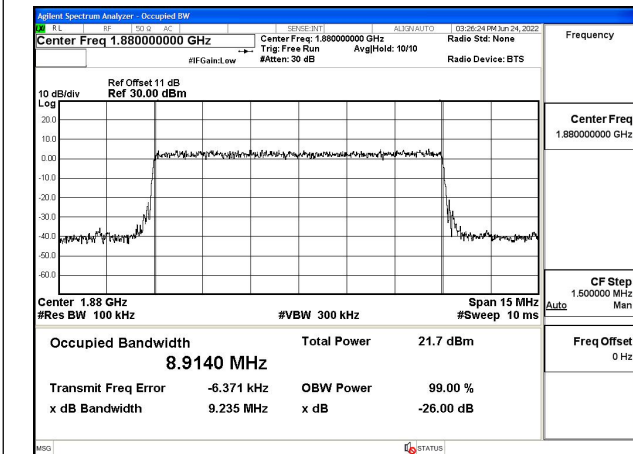


Fig.11

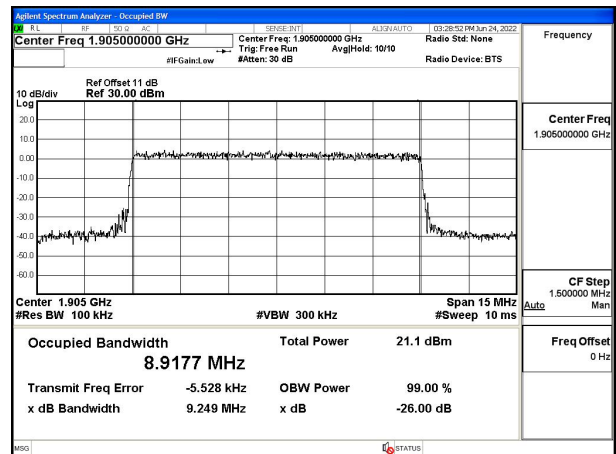


Fig.12

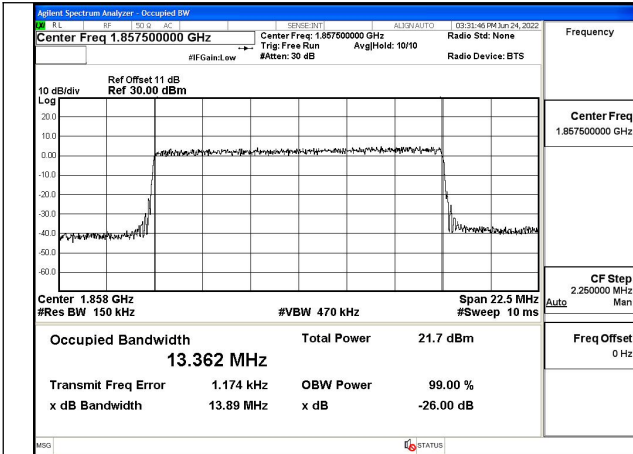


Fig.13

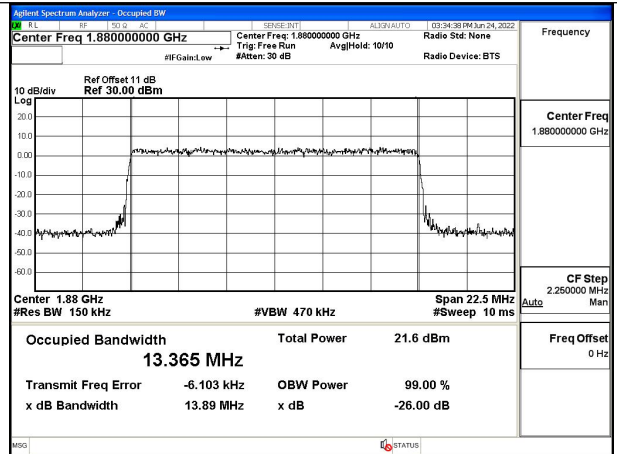


Fig.14

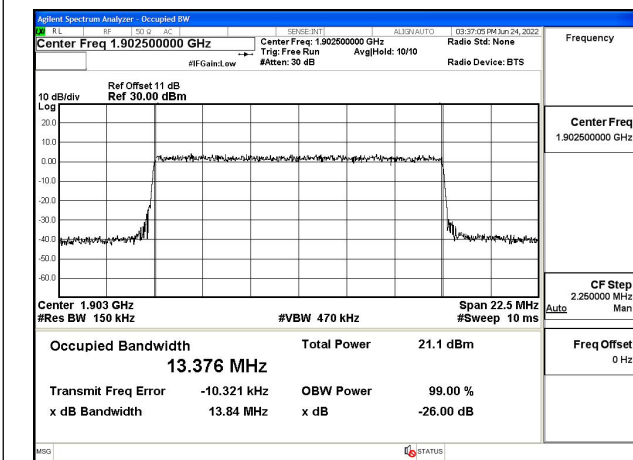


Fig.15

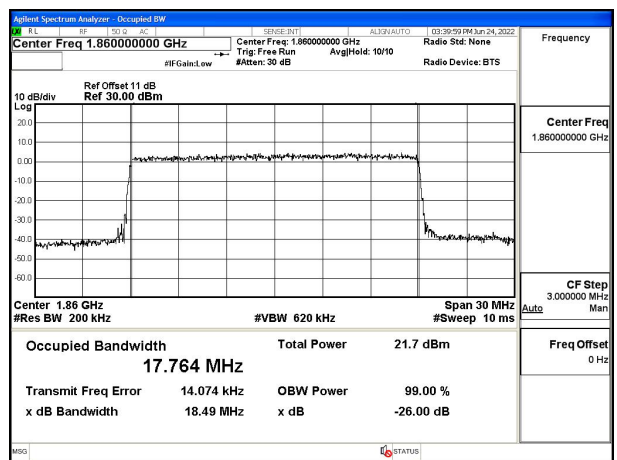


Fig.16

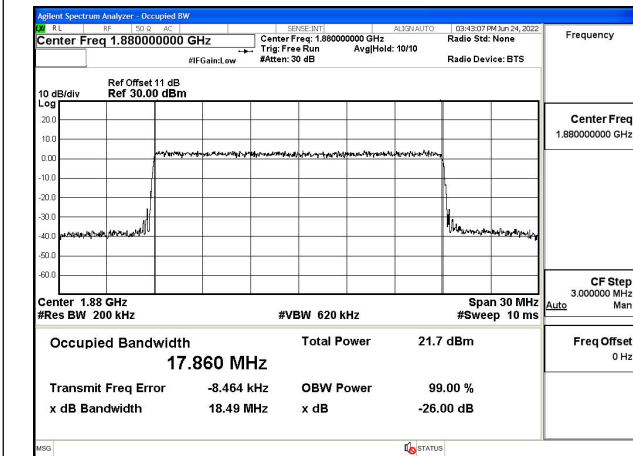


Fig.17

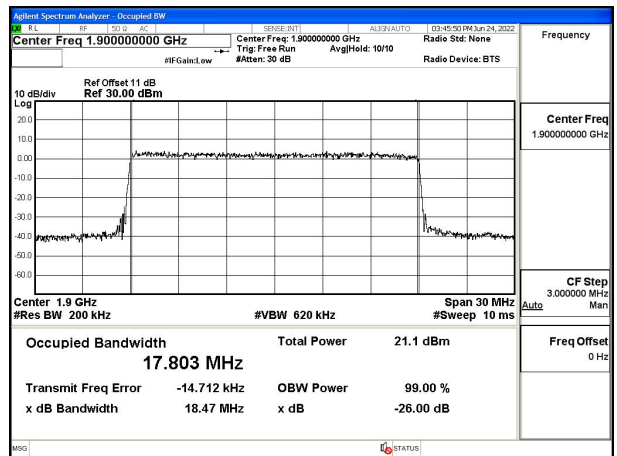


Fig.18

Test Mode: 16QAM

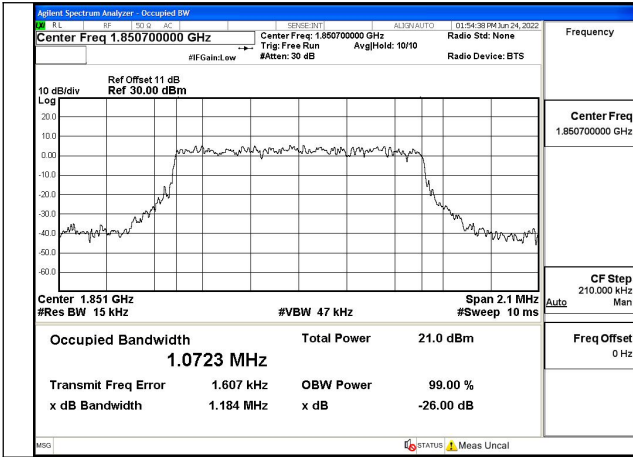


Fig.19

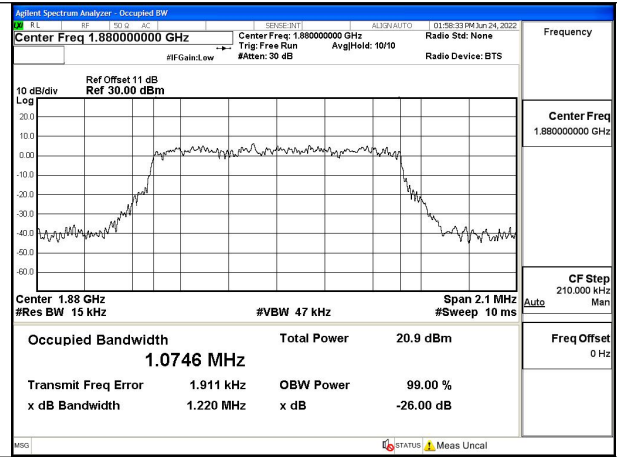


Fig.20

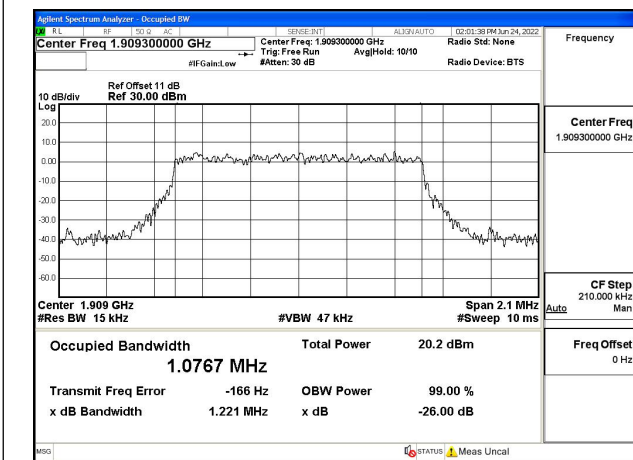


Fig.21

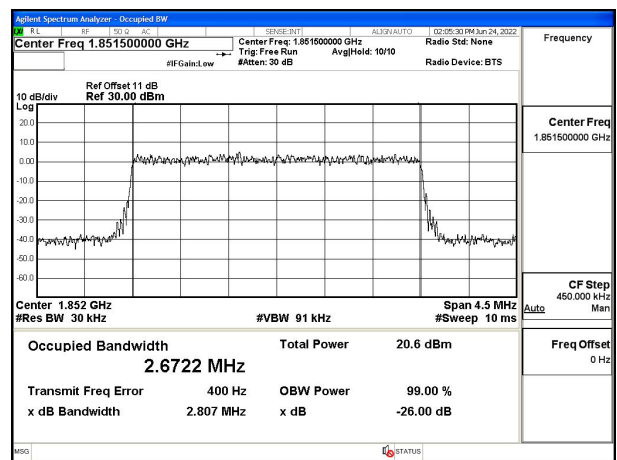


Fig.22

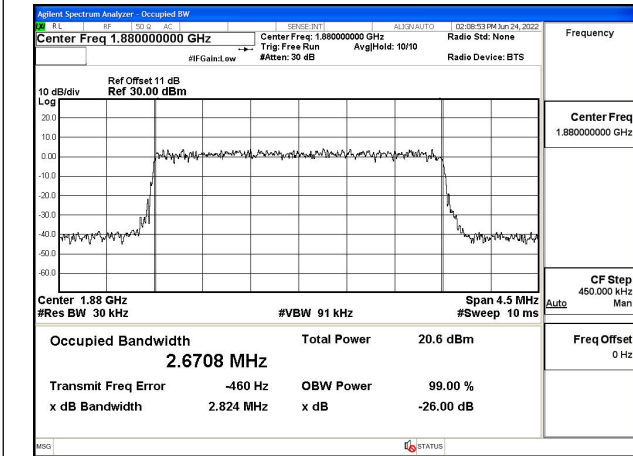


Fig.23

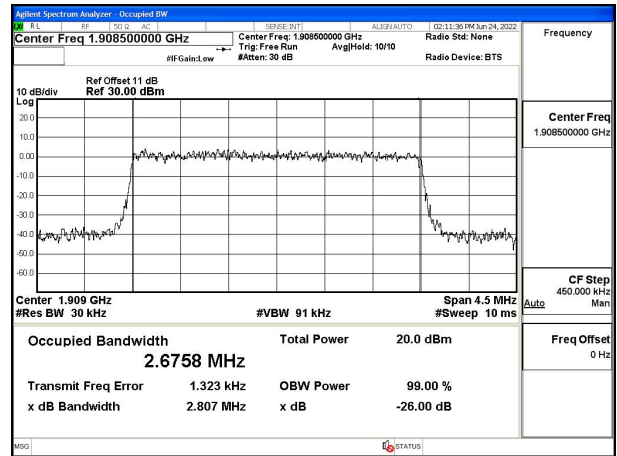


Fig.24

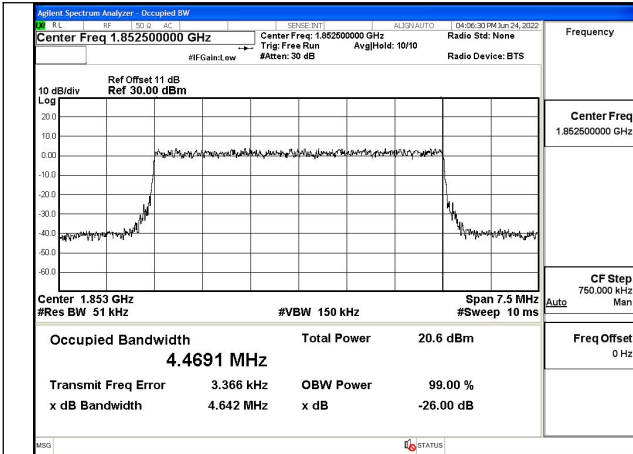


Fig.25

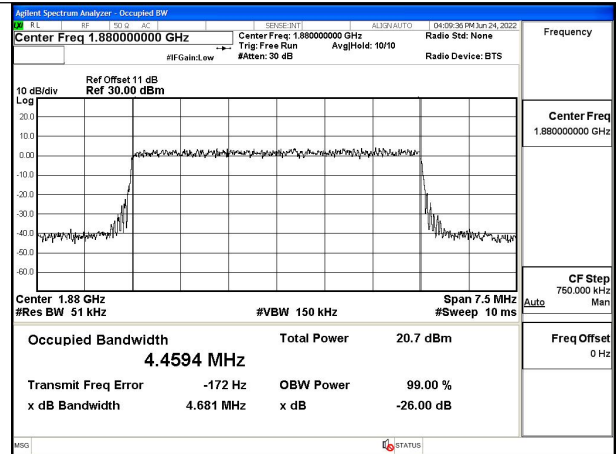


Fig.26

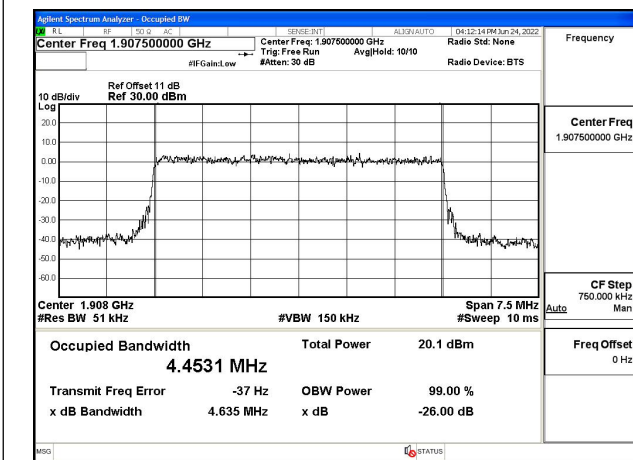


Fig.27

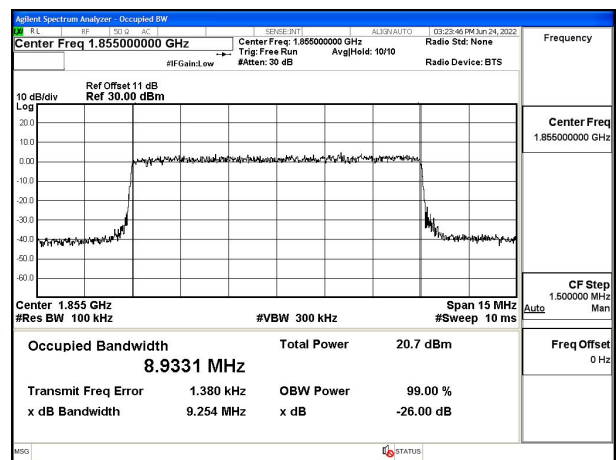


Fig.28

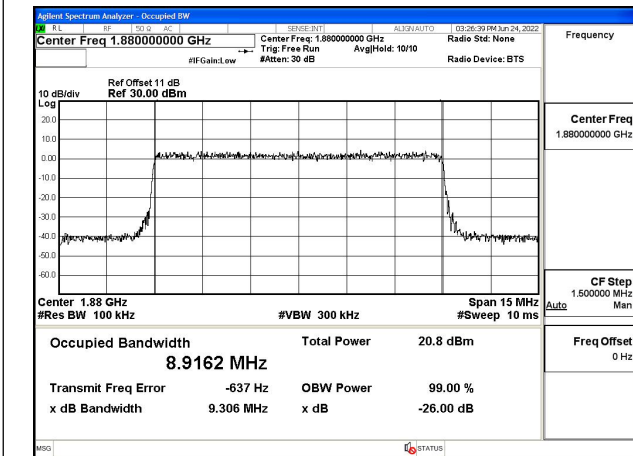


Fig.29

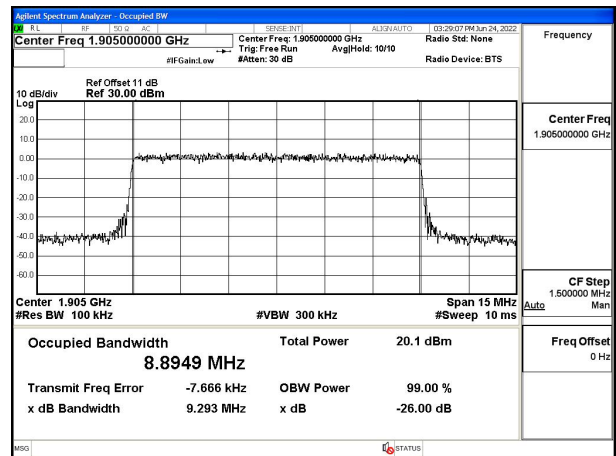


Fig.30