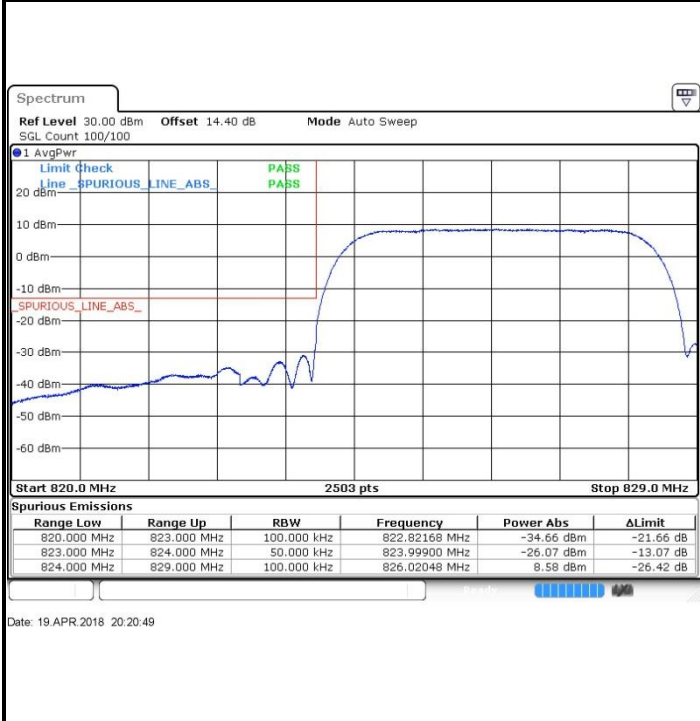




WCDMA Band V (RMC 12.2Kbps)

Lowest Band Edge

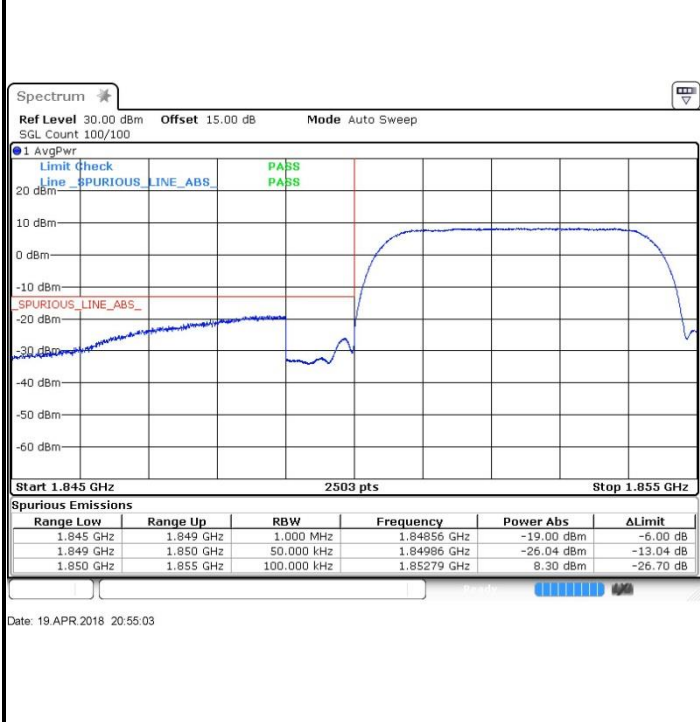


Highest Band Edge

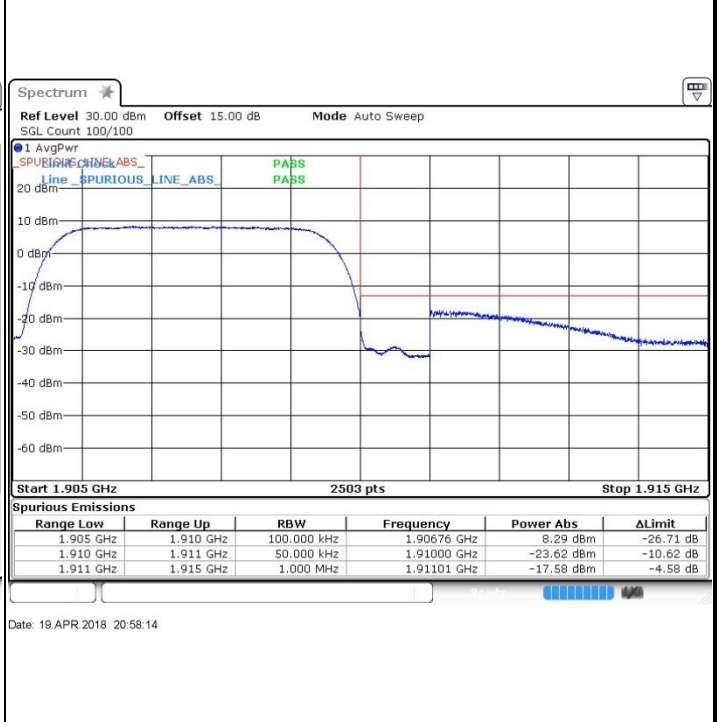


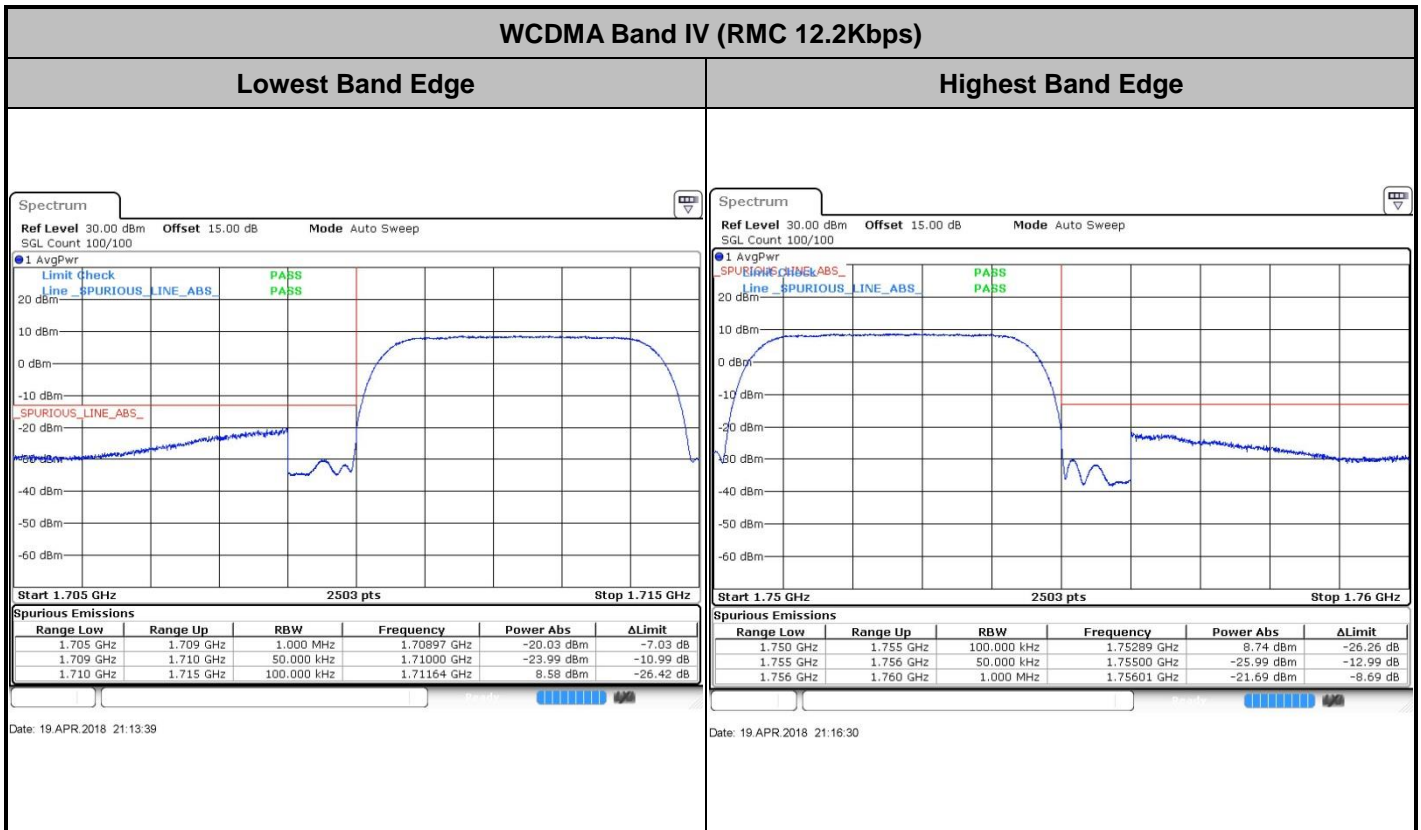
WCDMA Band II (RMC 12.2Kbps)

Lowest Band Edge



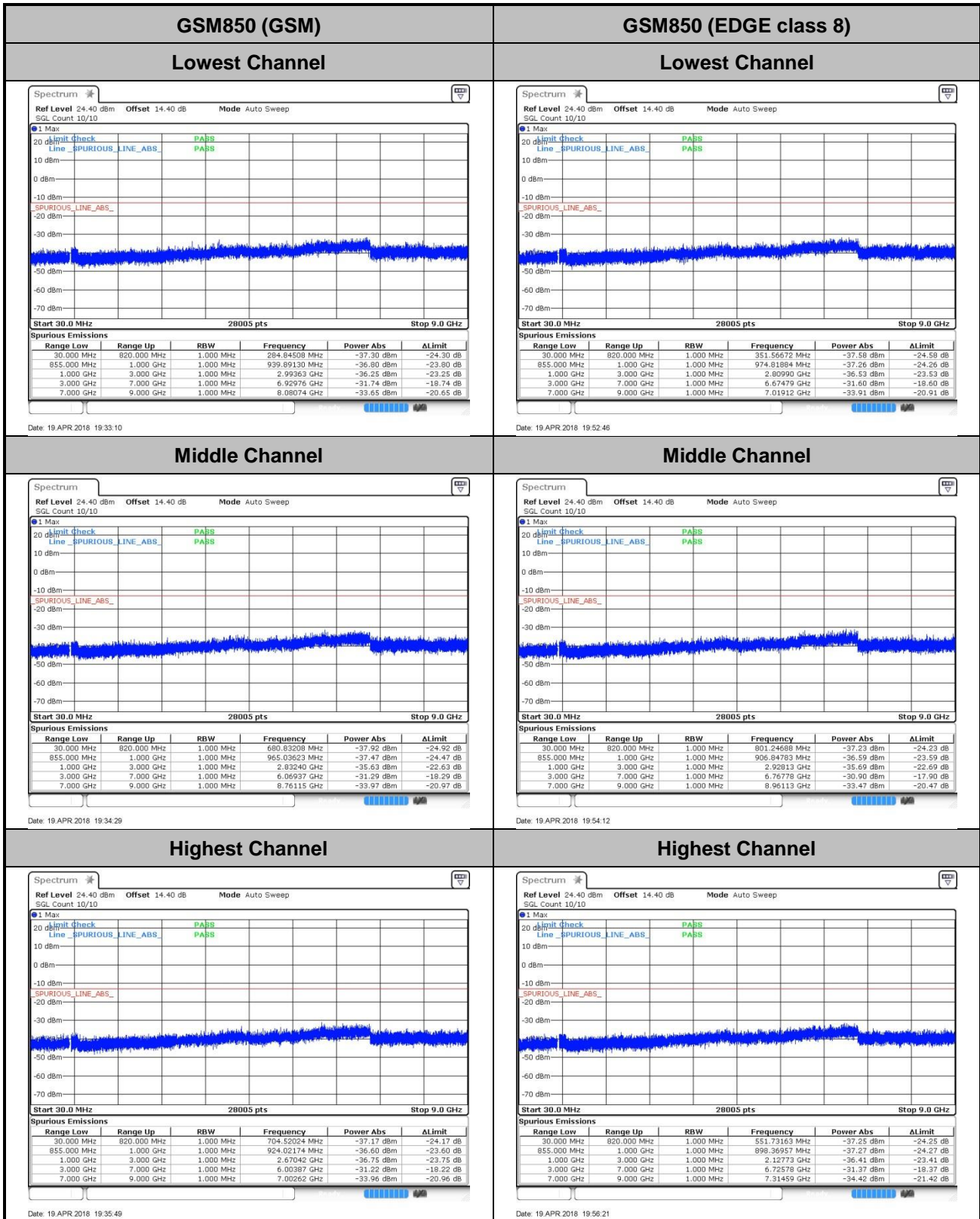
Highest Band Edge

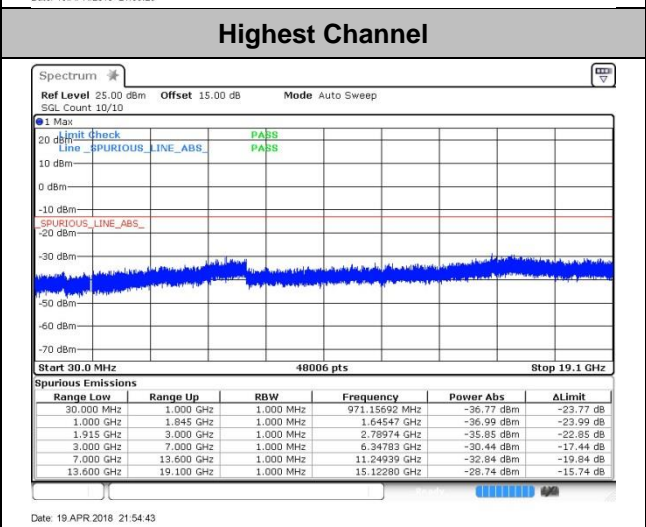
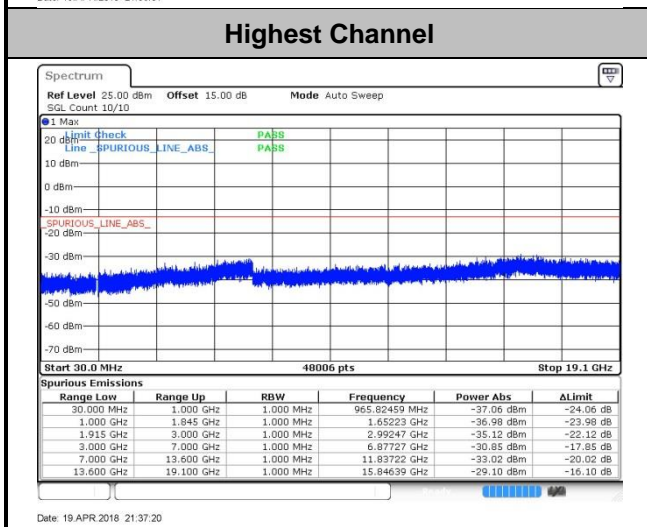
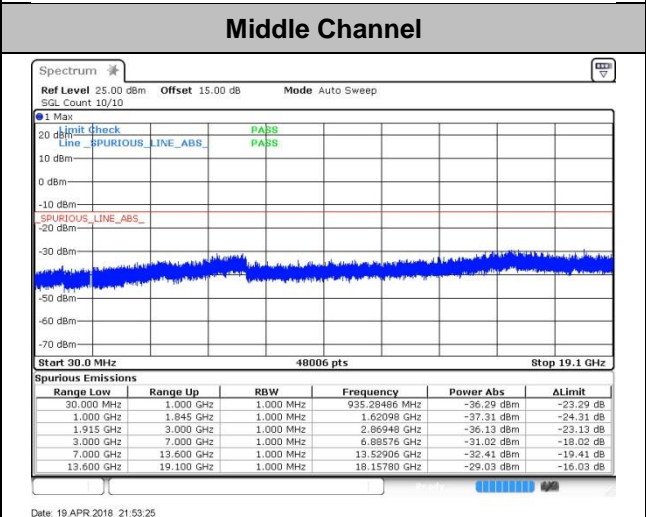
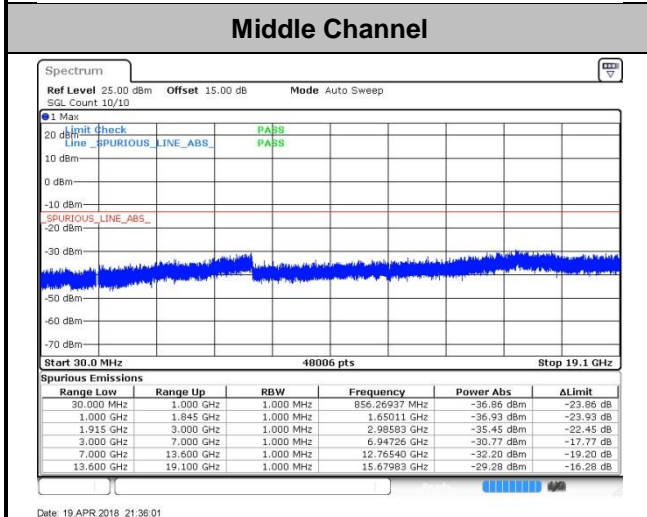
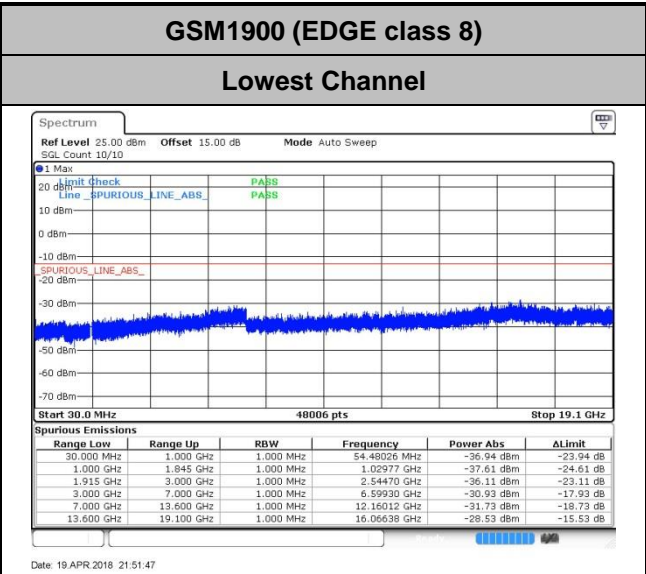
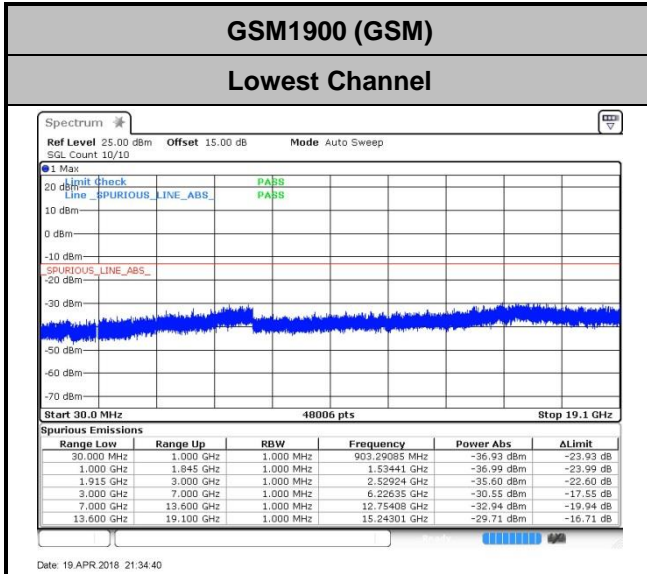






Conducted Spurious Emission

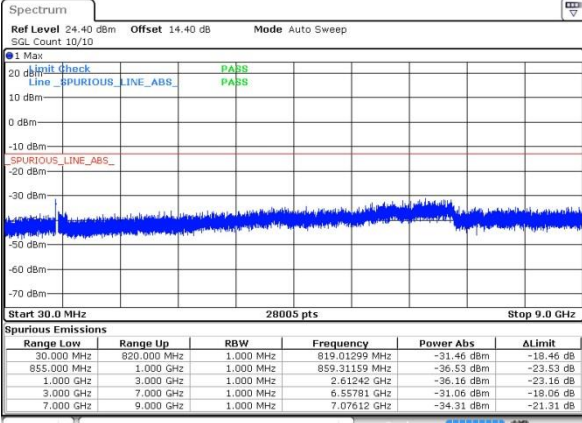






WCDMA Band V (RMC 12.2Kbps)

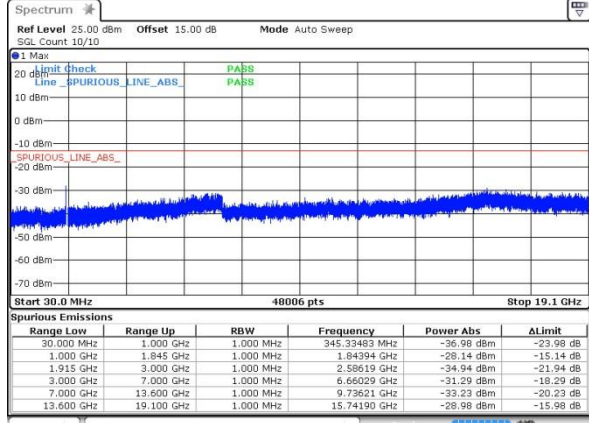
Lowest Channel



Date: 19 APR 2018 20:25:04

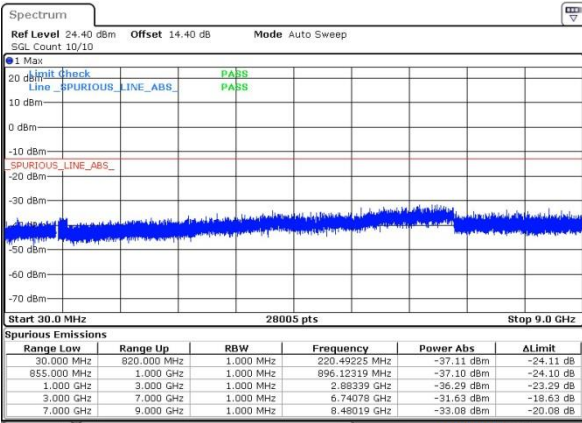
WCDMA Band II (RMC 12.2Kbps)

Lowest Channel



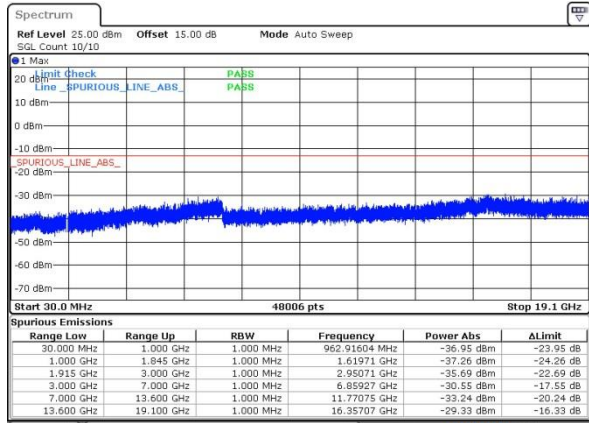
Date: 19 APR 2018 21:00:24

Middle Channel



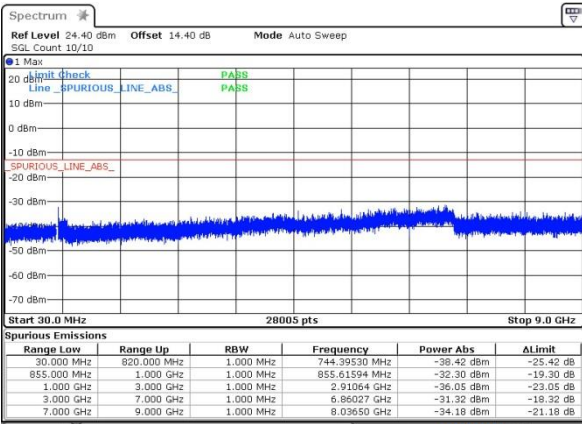
Date: 19 APR 2018 20:28:29

Middle Channel



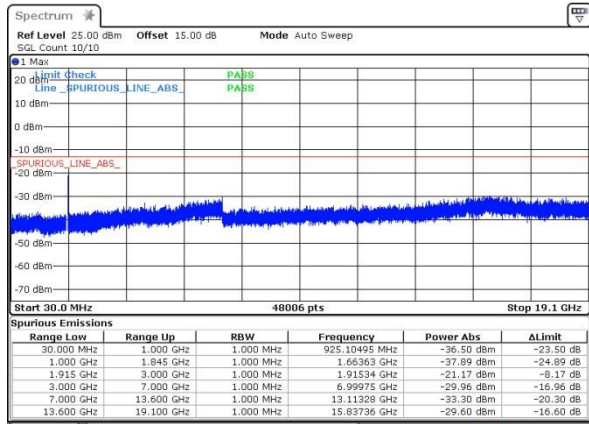
Date: 19 APR 2018 21:01:47

Highest Channel

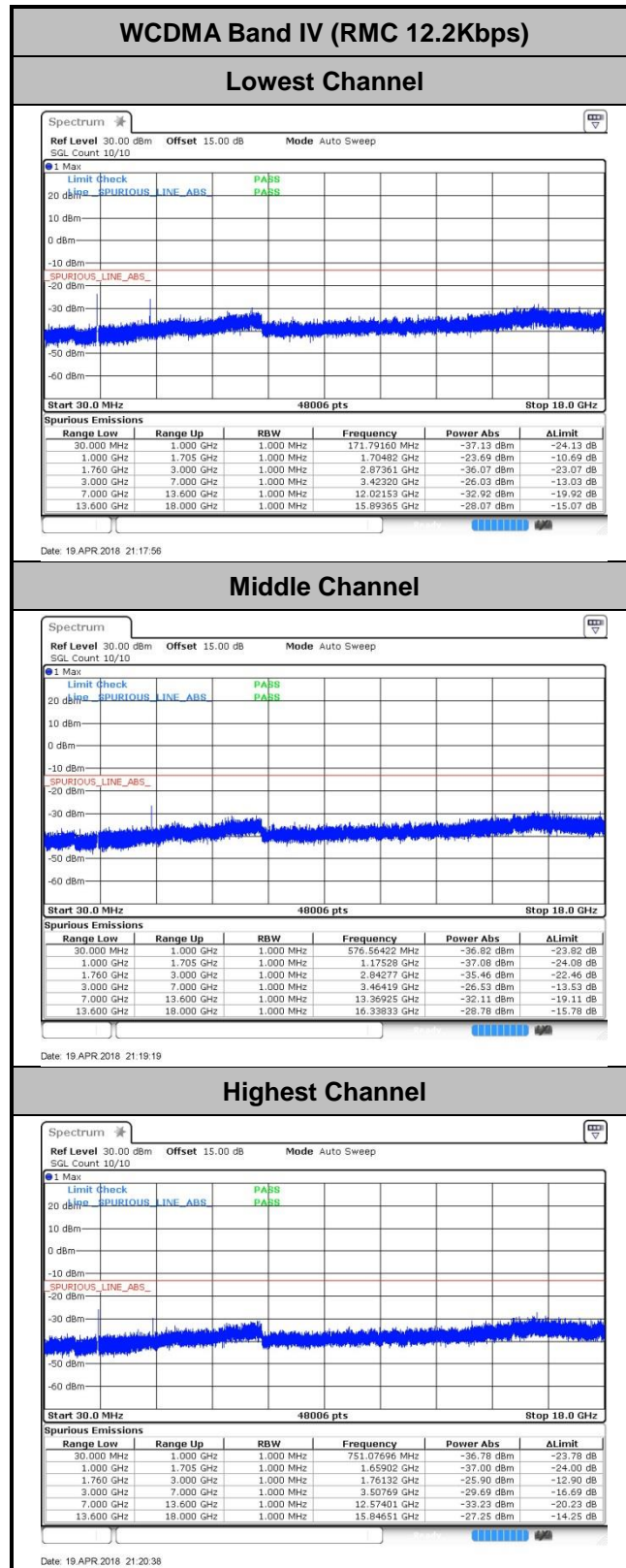


Date: 19 APR 2018 20:27:52

Highest Channel



Date: 19 APR 2018 21:03:08





Frequency Stability

Test Conditions	Middle Channel	GSM850 (GSM)	GSM850 (EDGE class 8)	Limit 2.5ppm
Temperature (°C)	Voltage (Volt)	Deviation (ppm)		Result
50	Normal Voltage	0.0108	0.0275	PASS
40	Normal Voltage	0.0036	0.0239	
30	Normal Voltage	0.0132	0.0084	
20(Ref.)	Normal Voltage	0.0000	0.0000	
10	Normal Voltage	0.0167	0.0167	
0	Normal Voltage	0.0072	0.0167	
-10	Normal Voltage	0.0203	0.0227	
-20	Normal Voltage	0.0155	0.0060	
-30	Normal Voltage	0.0143	0.0108	
20	Maximum Voltage	0.0096	0.0132	
20	Normal Voltage	0.0120	0.0203	
20	Battery End Point	0.0191	0.0036	

Note: Normal Voltage = 3.8V. ; Battery End Point (BEP) =3.5V. ; Maximum Voltage =4.35 V

Test Conditions	Middle Channel	GSM1900 (GSM)	GSM1900 (EDGE class 8)	Limit Note 2.
Temperature (°C)	Voltage (Volt)	Deviation (ppm)		Result
50	Normal Voltage	0.0053	0.0181	PASS
40	Normal Voltage	0.0005	0.0133	
30	Normal Voltage	0.0117	0.0027	
20(Ref.)	Normal Voltage	0.0000	0.0000	
10	Normal Voltage	0.0133	0.0106	
0	Normal Voltage	0.0106	0.0149	
-10	Normal Voltage	0.0090	0.0170	
-20	Normal Voltage	0.0027	0.0122	
-30	Normal Voltage	0.0128	0.0117	
20	Maximum Voltage	0.0069	0.0021	
20	Normal Voltage	0.0016	0.0138	
20	Battery End Point	0.0128	0.0027	

Note:

1. Normal Voltage = 3.8V. ; Battery End Point (BEP) =3.5V. ; Maximum Voltage =4.35 V
2. The frequency fundamental emissions stay within the authorized frequency block based on the frequency deviation measured is small.



Test Conditions	Middle Channel	WCDMA Band V (RMC 12.2Kbps)	Limit 2.5ppm
Temperature (°C)	Voltage (Volt)	Deviation (ppm)	Result
50	Normal Voltage	0.0084	PASS
40	Normal Voltage	0.0287	
30	Normal Voltage	0.0024	
20(Ref.)	Normal Voltage	0.0000	
10	Normal Voltage	0.0359	
0	Normal Voltage	0.0251	
-10	Normal Voltage	0.0060	
-20	Normal Voltage	0.0299	
-30	Normal Voltage	0.0036	
20	Maximum Voltage	0.0012	
20	Normal Voltage	0.0239	
20	Battery End Point	0.0263	

Note: Normal Voltage = 3.8V. ; Battery End Point (BEP) =3.5V. ; Maximum Voltage =4.35 V

Test Conditions	Middle Channel	WCDMA Band II (RMC 12.2Kbps)	Limit Note 2.
Temperature (°C)	Voltage (Volt)	Deviation (ppm)	Result
50	Normal Voltage	0.0005	PASS
40	Normal Voltage	0.0101	
30	Normal Voltage	0.0112	
20(Ref.)	Normal Voltage	0.0000	
10	Normal Voltage	0.0165	
0	Normal Voltage	0.0048	
-10	Normal Voltage	0.0122	
-20	Normal Voltage	0.0154	
-30	Normal Voltage	0.0021	
20	Maximum Voltage	0.0021	
20	Normal Voltage	0.0096	
20	Battery End Point	0.0032	

Note:

1. Normal Voltage = 3.8V. ; Battery End Point (BEP) =3.5V. ; Maximum Voltage =4.35V
2. The frequency fundamental emissions stay within the authorized frequency block based on the frequency deviation measured is small.



Test Conditions	Middle Channel	WCDMA Band IV (RMC 12.2Kbps)	Limit Note 2.
Temperature (°C)	Voltage (Volt)	Deviation (ppm)	Result
50	Normal Voltage	0.0035	PASS
40	Normal Voltage	0.0029	
30	Normal Voltage	0.0150	
20(Ref.)	Normal Voltage	0.0000	
10	Normal Voltage	0.0023	
0	Normal Voltage	0.0127	
-10	Normal Voltage	0.0035	
-20	Normal Voltage	0.0144	
-30	Normal Voltage	0.0046	
20	Maximum Voltage	0.0017	
20	Normal Voltage	0.0133	
20	Battery End Point	0.0035	

Note:

1. Normal Voltage = 3.8V. ; Battery End Point (BEP) =3.5V. ; Maximum Voltage =4.35V
2. The frequency fundamental emissions stay within the authorized frequency block based on the frequency deviation measured is small.



Appendix B. Test Results of Conducted Test

Radiated Spurious Emission

GSM850 (GSM)								
Channel	Frequency (MHz)	ERP (dBm)	Limit (dBm)	Over Limit (dB)	S.G. Power (dBm)	TX Cable loss (dB)	TX Antenna Gain (dBi)	Polarization (H/V)
Middle	1672	-61.30	-13	-48.30	-63.21	1.14	5.20	H
	2510	-55.98	-13	-42.98	-58.61	1.12	5.90	H
	3345	-60.33	-13	-47.33	-63.54	1.34	6.70	H
	1672	-53.40	-13	-40.40	-55.31	1.14	5.20	V
	2510	-53.62	-13	-40.62	-56.25	1.12	5.90	V
	3345	-60.03	-13	-47.03	-63.24	1.34	6.70	V

Remark: Spurious emissions within 30-1000MHz were found more than 20dB below limit line.

GSM850 (EDGE class 8)								
Channel	Frequency (MHz)	ERP (dBm)	Limit (dBm)	Over Limit (dB)	S.G. Power (dBm)	TX Cable loss (dB)	TX Antenna Gain (dBi)	Polarization (H/V)
Middle	1672	-61.72	-13	-48.72	-63.63	1.14	5.20	H
	2510	-61.32	-13	-48.32	-63.95	1.12	5.90	H
	3345	-60.34	-13	-47.34	-63.55	1.34	6.70	H
	1672	-64.25	-13	-51.25	-66.16	1.14	5.20	V
	2510	-61.22	-13	-48.22	-63.85	1.12	5.90	V
	3345	-60.17	-13	-47.17	-63.38	1.34	6.70	V

Remark: Spurious emissions within 30-1000MHz were found more than 20dB below limit line.



GSM1900 (GSM)								
Channel	Frequency (MHz)	EIRP (dBm)	Limit (dBm)	Over Limit (dB)	S.G. Power (dBm)	TX Cable loss (dB)	TX Antenna Gain (dBi)	Polarization (H/V)
Middle	3759	-53.64	-13	-40.64	-55.36	5.08	6.80	H
	5640	-51.19	-13	-38.19	-52.86	8.03	9.70	H
	7521	-50.59	-13	-37.59	-52.97	9.43	11.81	H
	3759	-50.97	-13	-37.97	-52.69	5.08	6.80	V
	5640	-48.42	-13	-35.42	-50.09	8.03	9.70	V
	7521	-50.53	-13	-37.53	-52.91	9.43	11.81	V

Remark: Spurious emissions within 30-1000MHz were found more than 20dB below limit line.

GSM1900 (EDGE class 8)								
Channel	Frequency (MHz)	EIRP (dBm)	Limit (dBm)	Over Limit (dB)	S.G. Power (dBm)	TX Cable loss (dB)	TX Antenna Gain (dBi)	Polarization (H/V)
Middle	3759	-58.55	-13	-45.55	-60.27	5.08	6.80	H
	5640	-54.86	-13	-41.86	-56.53	8.03	9.70	H
	7521	-50.69	-13	-37.69	-53.07	9.43	11.81	H
	3759	-57.55	-13	-44.55	-59.27	5.08	6.80	V
	5640	-55.03	-13	-42.03	-56.70	8.03	9.70	V
	7521	-50.87	-13	-37.87	-53.25	9.43	11.81	V

Remark: Spurious emissions within 30-1000MHz were found more than 20dB below limit line.

WCDMA Band V(RMC 12.2Kbps)								
Channel	Frequency (MHz)	ERP (dBm)	Limit (dBm)	Over Limit (dB)	S.G. Power (dBm)	TX Cable loss (dB)	TX Antenna Gain (dBi)	Polarization (H/V)
Middle	1672	-63.73	-13	-50.73	-65.64	1.14	5.20	H
	2510	-61.67	-13	-48.67	-64.30	1.12	5.90	H
	3345	-60.19	-13	-47.19	-63.40	1.34	6.70	H
	1672	-59.32	-13	-46.32	-61.23	1.14	5.20	V
	2510	-61.20	-13	-48.20	-63.83	1.12	5.90	V
	3345	-60.09	-13	-47.09	-63.30	1.34	6.70	V

Remark: Spurious emissions within 30-1000MHz were found more than 20dB below limit line.



WCDMA Band II(RMC 12.2Kbps)								
Channel	Frequency (MHz)	EIRP (dBm)	Limit (dBm)	Over Limit (dB)	S.G. Power (dBm)	TX Cable loss (dB)	TX Antenna Gain (dBi)	Polarization (H/V)
Middle	3759	-57.47	-13	-44.47	-59.19	5.08	6.80	H
	5640	-54.97	-13	-41.97	-56.64	8.03	9.70	H
	7521	-50.68	-13	-37.68	-53.06	9.43	11.81	H
	3759	-55.28	-13	-42.28	-57.00	5.08	6.80	V
	5640	-54.71	-13	-41.71	-56.38	8.03	9.70	V
	7521	-50.68	-13	-37.68	-53.06	9.43	11.81	V

Remark: Spurious emissions within 30-1000MHz were found more than 20dB below limit line.

WCDMA Band IV(RMC 12.2Kbps)								
Channel	Frequency (MHz)	EIRP (dBm)	Limit (dBm)	Over Limit (dB)	S.G. Power (dBm)	TX Cable loss (dB)	TX Antenna Gain (dBi)	Polarization (H/V)
Middle	3465	-43.07	-13	-30.07	-47.04	4.87	8.84	H
	5199	-56.09	-13	-43.09	-57.53	7.70	9.14	H
	6930	-52.15	-13	-39.15	-53.84	8.98	10.66	H
	3465	-45.75	-13	-32.75	-49.72	4.87	8.84	V
	5199	-54.91	-13	-41.91	-56.35	7.70	9.14	V
	6930	-51.99	-13	-38.99	-53.68	8.98	10.66	V

Remark: Spurious emissions within 30-1000MHz were found more than 20dB below limit line.